

Pitfalls and Outlooks in Using COMET

Vilém Zouhar^{★ 1} Pinzhen Chen^{★ 2} Tsz Kin Lam² Nikita Moghe² Barry Haddow²

¹ETH Zurich ²University of Edinburgh
vzouhar@ethz.ch {pinzhen.chen, tlam, nikita.moghe, bhaddow}@ed.ac.uk

Abstract

Since its introduction, the COMET metric has blazed a trail in the machine translation community, given its strong correlation with human judgements of translation quality. Its success stems from being a modified pre-trained multilingual model finetuned for quality assessment. However, it being a machine learning model also gives rise to a new set of pitfalls that may not be widely known. We investigate these unexpected behaviours from three aspects: 1) technical: obsolete software versions and compute precision; 2) data: empty content, language mismatch, and translationese at test time as well as distribution and domain biases in training; 3) usage and reporting: multi-reference support and model referencing in the literature. All of these problems imply that COMET scores is not comparable between papers or even technical setups and we put forward our perspective on fixing each issue. Furthermore, we release the SacreCOMET package that can generate a signature for the software and model configuration as well as an appropriate citation. The goal of this work is to help the community make more sound use of the COMET metric.

1 Introduction

Automated metrics provide a cheap and scalable way of evaluating and benchmarking NLP models. In machine translation (MT), the evaluation protocol has moved from string matching metrics (BLEU, TER, chrF, inter alia; Papineni et al., 2002; Snover et al., 2006; Popović, 2015) to trained metrics based on neural networks (Shimanaka et al., 2018; Takahashi et al., 2020; Rei et al., 2020a; Sellam et al., 2020) with COMET being the most widely used option in the community. The trained metrics have been shown to correlate much better with human judgement (Freitag et al., 2021, 2022b,

2023), making them more reliable in assessing or estimating translation quality and ranking translation systems.

Nonetheless, the solution to translation evaluation is yet to be perfected. One problem is the misuse and misunderstanding of the metric. Previously, Post (2018) showed that different usages and implementations of BLEU, e.g. tokenization and smoothing, can lead to vast inconsistencies in reported scores. We suspect that sensitivities can arise from several stages of using neural metrics too—e.g. obtaining COMET involves running a particular checkpoint with the COMET software on some particular hardware. This process might be sensitive to misconfigurations in each stage, resulting in unexpected or nonreproducible behaviours. Furthermore, trained MT metrics like COMET often fit on limited data intended to be valid translations, leading to reduced robustness owing to its nature as an optimized machine learning model.

In this work, we

- list nine problems covering technical issues, data bias, and model reporting;
- we show that inconsistent use of COMET leads to scores non-comparable across papers or setups;
- release SacreCOMET package for better reporting and reproducibility.

2 Background and Setup

Metric background. Human judgements for translation quality come from annotation campaigns, where translations are evaluated with some annotation protocol. Historically for WMT, the protocol was a variant of direct assessment (DA; Graham et al., 2013) which has annotators providing a number from 0 (lowest) to 100 (highest) as the overall segment quality. This has been subsequently replaced by MQM and ESA protocols (Lommel et al., 2014; Kocmi et al., 2024c), though DA remains the most abundant data source for neural metric training.

[★]Equal contributions.

⁰Code: github.com/PinzhenChen/sacreCOMET

Automated metrics aim to yield scores that correlate with human judgements of translations. Most metric scores are computed at the segment level and then aggregated at the system level. The evaluation of metrics is done with respect to the human judgements.

COMET models. Metrics such as chrF or BLEU are heuristic algorithms that match n-grams between the translation and the reference to compute a score. In contrast, COMET is a machine learning model fine-tuned from a pre-trained multilingual language model, e.g. XLM-R (Conneau et al., 2020), with an additional regression head. A reference-based COMET model learns to regress from a tuple of [source, hypothesis, reference] to the human judgement score (from previous evaluation campaigns) at the segment level. The quality estimation version of COMET is prepared by omitting the reference in the input.

Most issues in this work are demonstrated using two COMET checkpoints unless noted otherwise: the reference-based $\text{COMET}_{22}^{\text{DA}}$ and the reference-free $\text{COMET}_{22}^{\text{kiwiDA}}$ (Rei et al., 2022a).^{1,2} Both metrics output to a normalized range between 0 and 1. The COMET framework `unbabel-comet` is of version 2.2.2 except when we test how different software versions affect COMET scores.

Data setup. We base our experiments on the general domain translation and metrics shared tasks of WMT (Kocmi et al., 2023; Freitag et al., 2023). The translation directions in the paper are centered around $\text{En} \leftrightarrow \text{De}$ and $\text{En} \leftrightarrow \text{Zh}$, though we occasionally include other translation directions for demonstrative purposes.

3 Problems

In this section, we identify and test nine possible pitfalls or curious behaviours with COMET which are not all well-studied. In three groups, these are:

- **Technicality:** obsolete Python and COMET software versions as well as compute precisions could lead to inaccurate score computation.
- **Training and test data:** COMET as a neural metric, might be derailed by empty hypotheses, language mismatch, and translationese at test time. It may also follow the training data biases.
- **Tool usage and score interpretation:** it has no defined way of equipping multiple references

¹huggingface.co/Unbabel/wmt22-comet-da

²huggingface.co/Unbabel/wmt22-cometkiwi-da

Python	3.7.16	3.8.11	3.12.4
<code>unbabel-comet</code>	1.1.2	2.2.2	2.2.2
$\text{En} \rightarrow \text{De}$	0.796	0.837	0.837
$\text{En} \rightarrow \text{Zh}$	0.911	0.862	0.862
$\text{De} \rightarrow \text{En}$	0.851	0.855	0.855
$\text{Zh} \rightarrow \text{En}$	0.795	0.803	0.803

Table 1: $\text{COMET}_{22}^{\text{DA}}$ scores for WMT 23 Online-A.

when available which leaves room for research. From a bibliometric perspective, we reveal that some literature omits a clear reference to the checkpoint version or citation.

In addition, we discuss some final issues that need more attention from the community.

3.1 Software versions [technical]

The official installation of the COMET package requires Python 3.8 or above.³ We demonstrate that neglecting this would lead to unexpected scores because the same COMET checkpoint can produce vastly different scores with previous COMET framework versions that are no longer supported.

Under several Python versions, executing the following code leads to different COMET package (`unbabel-comet`) versions being installed. Running the framework for translation evaluation will subsequently result in false conclusions as shown in Table 1’s evaluation on WMT23 tests. The direct cause is that the discontinued Python 3.7 supports only up to `unbabel-comet` 1.1.2. Nonetheless, we caution that the underlying factor is the version of `unbabel-comet` rather than Python.

```
$ pip install pip --upgrade
$ pip install unbabel-comet --upgrade

# will install
# unbabel-comet==1.1.2 under Python 3.7.16
# unbabel-comet==2.2.2 under Python 3.8.11
# unbabel-comet==2.2.2 under Python 3.12.4
```

Recommendation. Updating both Python and `unbabel-comet` to the latest version is helpful and reporting the version of the toolkit can aid reproducibility. The package version should also be reported.

3.2 Numerical precision [technical]

Model quantization represents a model using lower-numerical precision data types so that the model consumes less memory and model passes can be computed faster. Such improvement in inference

³github.com/Unbabel/COMET 332dfb0 as of Aug 2024.

	Precision	COMET ₂₂ ^{DA}	MAE	τ_c	Acc	sec
En→De	GPU FP32	0.822	10.4	0.274	0.885	113
	GPU FP16	0.822	10.4	0.274	0.885	55
	GPU FP32	0.822	10.4	0.274	0.885	2262
	CPU FP16	0.822	10.4	0.274	0.885	2403
	CPU QINT8	0.852	10.8	0.109	0.385	1856
	GPU FP32	0.841	9.98	0.296	0.901	87
De→En	GPU FP16	0.841	9.98	0.296	0.901	48
	GPU FP32	0.841	9.98	0.296	0.901	1674
	CPU FP16	0.841	9.99	0.296	0.901	1758
	CPU QINT8	0.860	10.7	0.164	0.516	1249
En→Zh	GPU FP32	0.842	11.7	0.290	0.933	111
	GPU FP16	0.842	11.7	0.290	0.933	102
	GPU FP32	0.842	11.7	0.290	0.933	1751
	CPU FP16	0.842	11.7	0.290	0.933	1710
	CPU QINT8	0.881	13.2	0.031	0.608	1258
	GPU FP32	0.799	9.95	0.153	0.717	113
Zh→En	GPU FP16	0.799	9.95	0.153	0.725	86
	GPU FP32	0.799	9.95	0.153	0.717	1936
	CPU FP16	0.799	9.95	0.153	0.717	1995
	CPU QINT8	0.872	10.5	0.081	0.475	1351

Table 2: System ranking stability with quantization on GPU and CPU.

is directly beneficial to deployment efficiency; it is also useful in other complex procedures involving COMET scoring, such as data filtering, re-ranking, and Minimum Bayes Risk (MBR) decoding (Kumar and Byrne, 2004).

Despite the aforementioned advantages, model quantization is not a feature supported by the current COMET framework by default. We thus make minimal modifications to the software and investigate the effect of numerical precision on COMET scores on both CPU (FP32, FP16, and QINT8) and GPU (FP32 and FP16). For CPU inference with FP16 or dynamic QINT8, we apply the quantization module `torch.ao.quantization` from PyTorch before `model.predict()`. When using GPU-FP16, we first load the model weights to FP32. After that, we call `.half()` to explicitly convert the weights of the encoder, i.e., `XLNetModel` from `transformers`. This is because we discovered that loading the weights directly in FP16 would still result in FP32 precision.

We use NVIDIA GeForce RTX 3090 for GPU inference and a batch size of 8 in all settings (in practice a quantized model makes room for a larger batch size). Table 2 summarises the effect of numerical precision. In addition to reporting COMET scores, we also report 1) inference time in seconds (sec) as an efficiency measure; and 2) segment-

level mean absolute error (MAE), segment-level Kendall’s tau-c (τ_c), and system-level pairwise accuracy (Acc). Everything is compared to the human DA scores either on segment- or system-level. Technically, Kendall’s τ_c calculates rank correlation on an ordinal scale with adjustments for ties and pairwise accuracy computes the proportion of system pairs that have the same ordering by a metric as by humans.

Our results show that there is no meaningful difference between FP32 and FP16 in both CPU and GPU devices up to 3 significant figures. On GPU, FP16 is about 30% faster in time, but unsurprisingly it does not provide any speed-up on CPU. Interestingly, on the CPU, dynamic QINT8 gives systematically higher COMET scores and shorter running time than FP32 and FP16. However, the much lower τ_c and pairwise accuracy indicate the lack of reliability at this precision. In addition to precision, we explored the effect of batch size and the choice of GPU or CPU during inference with results listed Appendix A. Whilst there are some fluctuations, they are mostly negligible. However, lower precision allows for higher batch size which usually directly corresponds to speed-up.

Recommendation. If GPU is available, it is feasible to run COMET with FP16 with a larger batch size for much faster inference without any quality loss. Otherwise, FP32 should be used.

3.3 Empty hypothesis [data]

An empty translation (string of length 0) gets penalized heavily by string-based metrics because an empty string has zero surface overlap with the reference. However, neural metrics provide no such guarantee. We show that COMET assigns a positive instance-level score even if the hypothesis is an empty string as corroborated by Lo et al. (2023). Problematically, this score can even occasionally be higher than the score for a genuine system translation.

In Table 3, we list COMET scores for system Online-A’s hypotheses at WMT23 and a file full of empty lines. Furthermore, we compare them with completely incorrect translations to explicate the score magnitude in two ways. 1) *Random sent.*: we shuffle at the sentence level WMT22’s reference files in the respective translation directions. This provides us with high-quality human-written sentences. We sub-sample or over-sample if the number of lines in WMT22 is larger or smaller than

	COMET ₂₂ ^{DA}				COMET ₂₂ ^{kiwiDA}			
	En→De	En→Zh	De→En	Zh→En	En→De	En→Zh	De→En	Zh→En
Baseline (Online-A)	0.837	0.862	0.855	0.803	0.800	0.791	0.794	0.787
All empty	0.335	0.392	0.353	0.374	0.315	0.319	0.537	0.467
Random sent.	0.373	0.434	0.334	0.350	0.333	0.341	0.447	0.391
Random sent. w/ words shuffled	0.244	0.419	0.264	0.347	0.232	0.325	0.307	0.385

Table 3: COMET scores for WMT23 Online-A, empty lines, and random sentences.

the WMT23 size. 2) *Random sent. w/ words shuffled*: we further shuffle the words at each line in the sentence-shuffled files, generating nonsensical sentences. Sentence-shuffled hypotheses can be seen as fluent but extremely inadequate sentences whereas word-shuffled sentences are neither fluent nor adequate.

We observe that sentence-shuffled hypotheses attain comparable scores to empty ones, but word-shuffled hypotheses have the lowest scores across the majority of the translation directions. Empty and shuffled hypotheses, despite having much lower COMET than the valid translations, would not be assigned zero scores by COMET₂₂^{DA} or COMET₂₂^{kiwiDA}, showing that COMET is more lenient than string overlap-based metrics in penalizing such irregularities.

We then count the number of empty lines that score better than a translation from Online-A in Table 4. We observe roughly 0.25% such cases for most translation directions except for De→En’s COMET₂₂^{kiwiDA} score situating at 1.45%. Further, in Figure 1 we plot the distributions of COMET scores for Zh→En’s empty and genuine translations with other translation directions in Appendix B. Noticeable overlaps are observed for COMET₂₂^{kiwiDA} when translating into English.

Adhering to the guidelines of the DA protocol, this is not the correct behaviour because an empty hypothesis should receive a score of 0, to match the category *no meaning preserved*. This, however, is not surprising with COMET, because it has likely not seen empty hypotheses during training that would have received a score of 0 from a human annotator. Finally, since the distributions of empty hypotheses are nowhere close to a single vertical bar, it implies that segment-level COMET scores oddly hinge on the source sentence, as noted by Sun et al. (2020).

Recommendation. Force empty hypotheses to have 0 scores before aggregating. Also, a string-based metric like BLEU or chrF should be used to catch similarly malformed hypotheses.

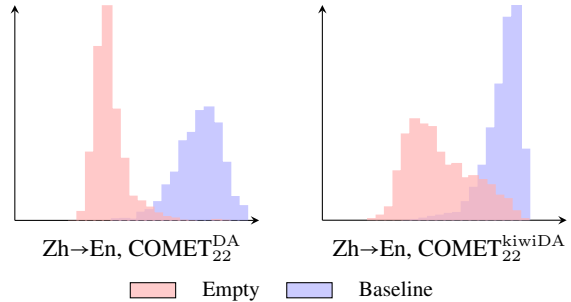


Figure 1: Distribution of instance-level scores for empty and baseline translations (x-axis: score; y-axis: count). See other translation directions in Appendix B.

	translation < empty	
	COMET ₂₂ ^{DA}	COMET ₂₂ ^{kiwiDA}
En→De	0 / 558	2 / 558
En→Ru	1 / 2075	0 / 2075
En→Uk	2 / 2075	1 / 2075
En→Zh	6 / 2075	2 / 2075
De→En	1 / 550	8 / 550
Ru→En	5 / 1724	6 / 1724
Uk→En	1 / 1827	5 / 1827
Zh→En	5 / 1977	1 / 1977

Table 4: Proportion of WMT23 Online-A’s translations that are worse than an empty line for the same source.

3.4 Hypothesis language mismatch [data]

String overlap-based metrics can also score a hypothesis in a language different from the reference almost zero. However, even for the reference-based COMET, there is no explicit way to enforce the intended target language given it is an embedding-based metric. In the field of translation and translation evaluation, this poses an increasingly pronounced problem, especially for multilingual translation models as well as the recent large language models, in which the generated language cannot be as easily controlled as it could be in encoder-decoder models (Zhang et al., 2023).

We conduct experiments to understand if translation outputs in an incorrect language leave an impact on the score, and whether different mismatching languages can lead to distinct patterns.

Mismatch (\downarrow) Hyp. lang (\rightarrow)	En \rightarrow Ru		En \rightarrow Uk		En \rightarrow Zh	
	Uk	Zh	Ru	Zh	Ru	Uk
100%	0.797	0.536	0.807	0.540	0.655	0.644
0%	0.853		0.832		0.862	
All empty	0.316		0.329		0.391	
Random sent.	0.463		0.472		0.435	

Table 5: COMET₂₂^{DA} scores for WMT23 Online-A’s output in correct or incorrect language.

We use the translation directions En \rightarrow Ru, En \rightarrow Uk, and En \rightarrow Zh in WMT23 which share the same English source input. Having Online-A’s output in all three directions, we substitute hypotheses in a particular translation direction with those from another direction. A similar hypothesis was presented in Amrhein et al. (2022) which suggested that COMET metrics are not robust to hypothesis language mismatch. Our experiment setup offers a more detailed evaluation setup than their contrastive setup.

Table 5 presents COMET₂₂^{DA} scores for translations in correct and incorrect languages, as well as empty lines and random sentences in the correct language as “baselines”, deemed as completely wrong translations. The pattern shows that when the hypothesis is in a language distant from the reference, COMET score declines much more than when the hypothesis is in a more similar language. A more concerning issue is that even when the hypotheses’ language is completely wrong, the resulting COMET score can still be vastly higher than empty hypotheses or random sentences in the correct language. We omit COMET₂₂^{kiwiDA} because it does not have a mechanism to read a reference (language) making it inherently incapable of distinguishing output languages.

Recommendation. Run language identification and set hypotheses in an unexpected language to have 0 COMET score before aggregating them system-level. Also, check with a string overlap-based metric like BLEU or chrF.

3.5 Score distribution bias [data]

As the COMET metric is a machine learning model trained on human ratings of existing machine translations, it inherits many properties of statistical learning such as data (output score) distribution bias. The yearly WMT shared task receives submissions with varying quality and potentially varying quality ranges for different translation directions

per year (from Koehn and Monz, 2006 to Freitag et al., 2023). This is attributed to diverse factors: the availability of data, source-target language similarity, the level of interest in languages, etc. The gap in translation quality will then propagate into skewed human judgement scores across translation directions. When a single COMET model learns to score all translation directions, it can overfit the score distribution w.r.t. a translation direction in addition to the quality of a translation hypothesis.

Lang	Score	Lang	Score	Lang	Score
De \rightarrow En	0.754	En \rightarrow Is	0.666	Hi \rightarrow Bn	0.910
Ps \rightarrow En	0.670	En \rightarrow Lt	0.600	De \rightarrow Fr	0.792
Is \rightarrow En	0.724	En \rightarrow Ru	0.765	Fr \rightarrow De	0.834
Pl \rightarrow En	0.761	En \rightarrow Iu	0.720	Zu \rightarrow Xh	0.639
Ru \rightarrow En	0.771	En \rightarrow Ha	0.768	De \rightarrow Cs	0.510
Ja \rightarrow En	0.663	En \rightarrow Ja	0.745	Xh \rightarrow Zu	0.574
Ta \rightarrow En	0.655	En \rightarrow Pl	0.706	Bn \rightarrow Hi	0.770
Zh \rightarrow En	0.743	En \rightarrow Gu	0.514		
Ha \rightarrow En	0.641	En \rightarrow Cs	0.767		
Km \rightarrow En	0.659	En \rightarrow Zh	0.775		
Lt \rightarrow En	0.726	En \rightarrow Fi	0.616		
Cs \rightarrow En	0.740	En \rightarrow Ta	0.709		
Gu \rightarrow En	0.575	En \rightarrow De	0.841		
Kk \rightarrow En	0.649	En \rightarrow Kk	0.574		
Iu \rightarrow En	0.724				
Fi \rightarrow En	0.719				

Table 6: Average human DA score for each translation direction in WMT data up to 2023 (inclusive).

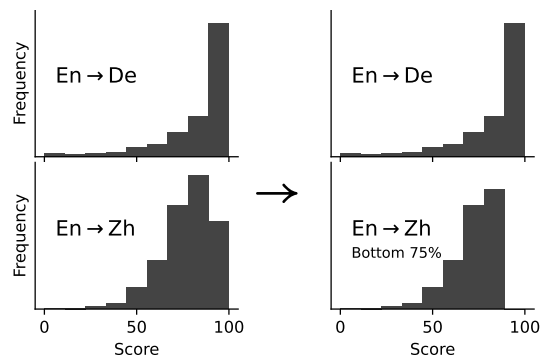


Figure 2: Setup of an experiment with bottom 75% of En \rightarrow Zh scores which creates a bias in COMET₂₂^{DA}.

We first verify this in Table 6 which shows that WMT translation directions are associated with vastly different human DA scores (from 0.51 to 0.91). Empirically, we illustrate this issue using two high-resource directions En \rightarrow De and En \rightarrow Zh. As shown in Figure 2, we keep either the top 75% or bottom 75% of all scored translations to alter the score distribution for each translation direction, simulating the scenario where low- and high-performing system submissions are received for dif-

Training data	En→De	En→Zh
All	0.770	0.770
Top-75% of En→De	0.790	0.770
Bot-75% of En→De	0.765	0.764
Top-75% of En→Zh	0.783	0.789
Bot-75% of En→Zh	0.772	0.751

Table 7: Performance evaluated by COMET models (based on COMET₂₂^{DA}) trained on data with high or low scores filtered out for a particular language direction.

ferent directions. We then train different COMET models on the data before and after alteration as per Figure 2. Finally, we evaluate those checkpoints on the same test set and report results in Table 7.

As expected, for both En→De and En→Zh, training on the top or bottom-scoring data would lead to increased or decreased COMET scores on the same set of hypotheses. In addition, we observe that altering scores in a particular translation direction would not affect scores in another direction. For example, removing the bottom 25% En→De scores “improves” the test-time score from 0.770 to 0.790 whilst En→Zh remains unaffected.

Implication. A trivial conclusion is that COMET scores for different translation directions are not comparable. Nevertheless, we caution that the same phenomenon could happen for other features such as the domain, output style, etc. After all, although z-score re-scaling *could* mitigate this problem, we still encounter two issues. First, it has not been a common practice since WMT22 and it would further contribute to non-objective scores (Knowles, 2021); second, while z-scoring is straightforward for the translation direction, other latent, language-agnostic biases still exist.

3.6 Domain bias [data]

Zouhar et al. (2024) found that neural metrics like COMET are biased towards particular domains, manifested by worse test performance on unseen domains. Taking inspiration from their work and our discussions on “latent biases” in the previous section, we now raise a question—can we create adversarial hypotheses in test time to exploit the domain bias in training time? Specifically, different domains in the training data can be associated with different score ranges. Hence, by pretending that a test translation is in a particular domain, it might be possible to manipulate its COMET score.

In our experimental setting, to make it explicit to COMET during training, we prepend the target

Train	2020 Fire prevented from spreading
Test	2019 Now I have to tell you a nice story. 2020 Now I have to tell you a nice story. 2021 Now I have to tell you a nice story. 2022 Now I have to tell you a nice story. 2023 Now I have to tell you a nice story.

Table 8: An illustration of year-as-a-domain tagging during training and testing.

Tag	Train	Test
2018	unseen	0.736
2019	0.721	0.737
2020	0.735	0.744
2021	0.749	0.749
2022	unseen	0.747
2023	unseen	0.747
2024	unseen	0.739
2025	unseen	0.747

Table 9: Average COMET₂₂^{DA} scores for subsets in training and predictions on test data. During testing, the whole test set had a single tag, e.g. 2024, irrespective of the data origin.

translation with a tag of its domain—in our case, the year the WMT data originated. Note that in each iteration of WMT, systems get higher overall DA scores (e.g. 0.721 for 2019 and 0.749 for 2021). Table 8 illustrates our setup: during training, we tag the scored translation data with its year; during testing, we trial various year prefixes to understand the effect.

One would expect the metric to produce the same score based solely on the translation quality. However, as listed in Table 9, we prove that by merely changing the year tag, we can influence the average score of the test set. During training, the model would be able to observe that 2019 is associated with the worst score and 2021 the best. During test time, the model follows this bias and also extrapolates it to upcoming years where it predicts an improvement in the average DA scores. While the differences might appear small, they are on the same scale as the differences between years in the training data.

Implication. Our year-as-a-domain setting might be overly simple, but the vulnerability of COMET to latent biases cannot be neglected. Although Amrhein and Sennrich (2022) has shown that COMET is not sensitive to numbers, this work reveals that it can be systematically exploited in an artificial setting. We offer a more practical (adversarial) example that one may disguise biomedical domain translations as news translations to game COMET.

3.7 Lack of multi-reference support [usage]

In machine translation, there usually exist many valid translations for the same input. An effective metric should incorporate multiple ground truths if available, thereby enhancing the accuracy and robustness of its evaluation. Existing metrics like BLEU or chrF rely on surface-level overlap to capture the ground truth space from multiple references while metrics like ParBLEU (Bawden et al., 2020) can automatically generate paraphrases of a given reference to be included during evaluation.

By design, only one reference can be used as input to the COMET architecture. Whilst one may argue that representing a text reference in a neural space can ease the restriction on word choices, it might still be beneficial to use multiple references to overcome defects in the base embedding model. Therefore, we are curious whether COMET can explicitly and reliably leverage multiple references. We identify three distinct ways in which multiple references have been incorporated in COMET in previous literature (Rei et al., 2020b; Zouhar and Bojar, 2024):

- **max**: Taking the maximum over the scores from multiple passes with multiple references.
- **avg**: Averaging the scores from multiple passes with multiple references.
- **agg**: Obtaining an aggregate score per example. A quadruplet of source s , hypothesis h , reference r , and alternative reference \hat{r} is fed to COMET six times in different [src, hyp, ref] arrangements: $[s; h; r]$, $[r; h; s]$, $[s; h; \hat{r}]$, $[\hat{r}; h; s]$, $[r; h; \hat{r}]$, and $[\hat{r}; h; r]$. Then, the average score from these six passes is multiplied by $(1 - \sigma)$ where σ denotes the standard deviation. See Rei et al. (2020b) for further explanation.

We use additional references from the WMT23 test set if available (He→En) or the outputs from the best-scoring system in each direction in the metrics shared task (Freitag et al., 2023) as an alternative reference. We report pairwise system-level accuracy (Kocmi et al., 2021) for various translation directions in Table 10. Our results suggest that there is no single method that can consistently take advantage of the inclusion of multiple references with the existing COMET implementation. At a higher inference cost, the six-pass aggregation with COMET might have a tiny edge over other methods when MQM is treated as human ground truths, but it is also outperformed under DA by single-reference or other multi-reference methods.

WMT23		COMET ₂₂ ^{DA}				
		ref	ref (alt)	avg	max	agg
MQM	He→En	0.885	0.897	0.910	0.910	0.949
	En→De	0.974	0.936	0.974	0.987	0.974
	Zh→En	0.783	0.908	0.850	0.858	0.950
DA	En→De	0.885	0.949	0.910	0.897	0.910
	Zh→En	0.717	0.875	0.783	0.775	0.883
	De→En	0.901	0.912	0.923	0.923	0.912
	En→Zh	0.933	0.817	0.900	0.867	0.933
	Cs→Uk	0.846	0.802	0.901	0.890	0.868
	En→Cs	0.858	0.875	0.858	0.858	0.867
	En→Ja	0.941	0.824	0.934	0.934	0.926
	Ja→En	0.922	0.915	0.928	0.928	0.922

Table 10: Pairwise system-level accuracy for different strategies incorporating multiple references into COMET₂₂^{DA}. Evaluation is carried out on WMT23 with DA or MQM scores as human ground truths.

As translation systems have greatly improved lately, the above pattern might be explained by Freitag et al. (2020)’s finding that high-quality translation outputs do not benefit from multi-reference evaluation. We also caution that these observations are highly dependent on the quality of the underlying references. As studied previously, obtaining high-quality references is not trivial (Freitag et al., 2020, 2023; Zouhar and Bojar, 2024). Our use of the top-performing system outputs as alternate references is fit for the purpose but not optimal.

Recommendation. Our recommendations for the inclusion of multiple references into COMET or even other neural metrics are aspirational as this topic warrants further investigation. Extending unified pre-training (Wan et al., 2022) with multiple references in the architecture as well as using training objectives more suitable for handling more than one references (Zheng et al., 2018; Fomicheva et al., 2020) can be helpful.

3.8 Translationese [data]

COMET has been trained with human translations as references and machine translations as hypotheses, where both could be considered “translationese” to a certain extent (Gellerstam, 1986). An intriguing question is whether COMET would be affected by translationese and whether it prefers a translationese to a more natural translation.

Translationese in references. We first conduct an experiment to see if the translationese present in the reference would undermine system evaluation with COMET. We consider WMT’s official reference as a standard version and Freitag et al.

WMT19 En→De	COMET ₂₂ ^{DA}		Ranking		COMET ₂₂ ^{kiwiDA}		Ranking		
	orig. hyp	para. hyp	orig. hyp	para. hyp	orig. hyp	para. hyp	orig. hyp	para. hyp	
Sys-6823	0.845	0.840	8	5	0.8207	0.8243	8	4	
Sys-6862	0.867	0.842	2	2	0.8397	0.8281	2	3	
Sys-6819	0.843	0.835	9	9	0.815	0.8171	9	8	
Sys-6808	0.869	0.843	1	1	0.8402	0.8284	1	2	
Sys-6974	0.866	0.842	3	3	0.8384	0.8286	3	1	
Sys-6651	0.847	0.835	7	8	0.8214	0.8166	7	9	
Sys-6926	0.852	0.839	4	6	0.8243	0.8218	4	6	
Sys-6763	0.851	0.841	5	4	0.8229	0.8237	5	5	
Online-B	0.838	0.830	10	10	0.8046	0.8095	10	10	
Sys-6731	0.850	0.837	6	7	0.8215	0.8204	6	7	
				$\tau_c = 0.822$				$\tau_c = 0.644$	
				Acc = 0.911				Acc = 0.822	

Table 11: Results for WMT19 En→De system outputs and LLM-paraphrased outputs evaluated against the original reference. Both Kendall’s τ_c and pairwise system-level accuracy (Acc) are measured between two evaluations based on original and paraphrased references.

(2020)’s paraphrased reference as a less translationese reference.⁴ Experiments are carried out under two settings: 1) WMT19 En→De submissions evaluated by COMET₂₂^{DA} and 2) WMT20 En→De evaluated by COMET₂₀^{DA} (Rei et al., 2020b). These two settings cover two scenarios—whether the test suite has been used in training the COMET model, or not. A breakdown of COMET scores and rankings for individual systems are listed in Appendix C Tables 13 and 14.

We notice that COMET scores decline dramatically when we switch the reference from the original one to the paraphrased one—aiming to reduce translationese. It means that COMET is indeed sensitive to such changes. Yet interestingly, the overall system ranking in either setting remains rather stable. We find a very high Kendall’s τ_a of 0.9827 and 0.9833 on the system rankings in the two settings; pairwise accuracy computed against human judgements also maintained at 0.924. We conclude that translationese in the reference impacts absolute COMET scores but not system ranking. These patterns are consistent regardless of whether the model has been exposed to the test set.

Translationese in hypotheses. We then attempt to understand if a varying degree of translationese in the system outputs will influence system ranking by COMET. We run COMET₂₂^{DA} and COMET₂₂^{kiwiDA} on WMT19 En→De system outputs as well as their corresponding rephrased outputs against the same source and reference. To acquire paraphrases affordably, we shortlist the top-10 systems’ translations in the previous experiment and

```
Please paraphrase the following text as
much as possible. Provide the paraphrase
without any explanation:

$HYPOTHESIS
```

Figure 3: Prompt template used to request a paraphrase from GPT-4o, where \$HYPOTHESIS is replaced by individual hypotheses.

we prompt GPT-4o using the prompt outlined in Figure 3.⁵ We do not feed the source sentence to prevent the model from revising the quality.

We observe that COMET₂₂^{DA} and COMET₂₂^{kiwiDA} yield the same system ranking when the original hypotheses are scored. After substituting the hypotheses with their paraphrases, the ranking has changed more under COMET₂₂^{kiwiDA} which witnesses much lower pairwise accuracy and Kendall’s τ_c compared to COMET₂₂^{DA}. This suggests that COMET₂₂^{kiwiDA} is more sensitive to potential changes in the degree of translationese than COMET₂₂^{DA}, but we are unable to measure accuracy or correlation w.r.t. human judgements due to the lack of such.

Considerations. We note the limitations in the experimental design: 1) we assume that the paraphrased references/hypotheses are as good as the original ones and less translationese, which might be hard to verify; 2) evaluations that anchor to human judgements assume that human evaluators provide assessment solely on the quality (and do not overly insist on adequacy/translationese); 3) our comparison between COMET₂₂^{DA}

⁴The “paraphrased as-much-as-possible” version.

⁵Accessed gpt-4o-2024-08-06 via API in Aug 2024.

and COMET₂₂^{kiwiDA} only shows that they do not behave the same in dealing with change in translationese without informing us which is more satisfactory. Investigating the above problems would be costly but interesting.

3.9 Model reporting [usage]

Different COMET models can yield distinct results. Therefore it is important to always specify the specific model for sensible score interpretation and comparison. In this section, we look at to what extent this holds up in scientific literature.

We automate this bibliometric task with SemanticScholar API (Kinney et al., 2023). Starting with 1.1K papers that cite one of the COMET papers, we obtain 417 papers from 2021 to 2024 that have an easily accessible PDF version.⁶ We parse the PDF text and check if any of the *tables* contains the string `comet`. Within those papers, we check whether the COMET model information is contained in the PDF using a regular expression.⁷ After further manual validation, we found that 50 of the examined papers do not report a specific COMET version. This establishes a lower bound that *at least 12% of papers report COMET scores without specific model information*.

In addition, out of the almost 1000 papers running COMET in their evaluation, most only cite the first COMET paper (Rei et al., 2020a) instead of the paper that describes the specific models that are being used (Rei et al., 2020b, 2022b,a,c, 2023a,b; Glushkova et al., 2021; Wan et al., 2022; Alves et al., 2024; Guerreiro et al., 2023).

Recommendation. Always report the specific COMET model, ideally with a link. In addition, it is better to cite the affiliated COMET paper as opposed to the first paper (Rei et al., 2020a), because different checkpoints have variations in training regimes that might be crucial in analysing the evaluation outcome.

3.10 Discussions on other issues

Interpretation of significance. A statistical hypothesis test merely shows how likely the difference between the average of a model’s scores on a test set and that of another model’s scores on the same test set is caused by random fluctuation. As

⁶Papers in 2020 did not have to report the specific model version as there was only one available at the time.

⁷At least one of the following: `xcomet\-`; `wmt(20|21|22|23)\-comet`; `wmt\-da\-estimator`; `comet[\-](da|20|21|22|23)`.

Kocmi et al. (2024b) examined, the significance between two metric scores can be made arbitrarily high and one can force $p \rightarrow 0$ by using a sizeable test set. However, this tells little about whether this difference is meaningful to a human reader. For this reason, we stress the use of `mt-thresholds` that converts differences in metric scores to how perceivable they are by human annotators.⁸

Averaging and subtracting COMET scores.

Research nowadays favours experiments on multiple translation directions, as multilingual translation models and large language models become trendy. Recent papers are more often seen to report a (macro-)average COMET score as an aggregate measure to reflect model performance, often in `Xx→En`, `En→Xx`, and `All→All`. Whilst indicative to some extent, this custom is not entirely scientific because 1) the score range is inherently distinct for each translation direction and 2) there is no assurance that the scores are on a linear scale. Consequently, an outlying score in a single direction can distort the average, leading to a false claim. Likewise, absolute COMET score differences are not comparable if from different base numbers or directions. We suggest that, when multiple translation directions are of interest, it might be more viable to report the number of wins (against another system) as an aggregation of individual scores.

Optimizing towards COMET. Owing to its strong correlation with human judgement, there have been recent works that investigate the feasibility of using COMET to further improve translation quality. These strategies either include COMET in a distillation workflow (Finkelstein and Freitag, 2024; Guttmann et al., 2024), as a data filtering method (Peter et al., 2023), as a decoding method (Freitag et al., 2022a; Fernandes et al., 2022; Vernikos and Popescu-Belis, 2024) or as a training objective (Yan et al., 2023).

Nevertheless, as a neural metric, COMET may cease to be a good measure if practitioners over-optimize a system towards it. As Yan et al. (2023) demonstrated, a model trained towards COMET can generate “universal translations” (hallucinations) preferred by COMET regardless of the source sentence. Recently, using COMET-based MBR decoding has become prevalent in shared tasks, e.g. at the IWSLT24 offline translation task by the CMU team. Their system has the

⁸kocmitom.github.io/MT-Thresholds

highest COMET scores but ranks third in terms of human evaluation in En→De (Ahmad et al., 2024). Similarly, Unbabel-Tower70B at WMT24 also used MBR and dominated all automatic metrics at WMT24 (Kocmi et al., 2024a). We await WMT24’s human evaluation results to understand the implications further.

MBR decoding could be seen as an automatic way to exploit bias in COMET, so practitioners need to beware of its shortcomings, disclose the use of such, and base system building on multiple (less correlated) metrics (Jon et al., 2023).

Sensitivity to sentence segmentation. Like most MT metrics, COMET is a sentence-oriented metric, but sometimes in the evaluation of MT, we do not provide the systems with sentence-segmented input. This is most often the case in speech translation (ST) where sentence segmentation is treated as part of the task (Ahmad et al., 2024). To address the problem of mismatching segmentation between the system output and the reference, a common solution in ST is to re-segment the output using a minimum error rate method (Matusov et al., 2005) in order to force-align it with the reference. Forced alignment can introduce segmentation errors resulting in truncated (thus grammatically incorrect) sentences. There is evidence that COMET, as a metric reliant on sentence embeddings, is more sensitive to these segmentation errors than metrics like BLEU, which rely purely on n -grams with no linguistic notion of the sentence (Amrhein and Haddow, 2022). However in their comparison of COMET with human ranking, Sperber et al. (2024) suggested that COMET-based ranking is robust to segmentation errors yet that a “more thorough study of this issue is needed”.

4 The SacreCOMET Package

To help alleviate problems 3.1 (software version), 3.2 (compute precision), and 3.9 (model reporting), we release a simple package `sacrecomet` with two functionalities. Given a model name, the first functionality attempts to find the appropriate citation including a link to the paper and a BibTeX:

```
$ pip install sacrecomet
$ sacrecomet cite Unbabel/xcomet-xl

https://arxiv.org/abs/2310.10482
@misc{guerreiro2023xcomet,
  title={xCOMET: Transparent Machine
    Translation Evaluation through Fine-
    grained Error Detection},
  ...
```

The second functionality semi-automatically detects the local software versions to generate a signature for better reproducibility. Both functionalities can also be run in interactive mode.

```
$ sacrecomet --model unite-mup --prec fp32

Python3.11.8|Comet2.2.2|fp32|unite-mup
```

5 Conclusion

COMET is currently one of the most powerful automatic metrics or quality estimators for machine translation, consistently achieving the top correlation with human judgement. In comparison to previous metrics, it is a statistical learning model and thus inherits all the related problems in addition to possible technical misconfigurations. We urge practitioners to consider more deeply the use of COMET in non-standard scenarios especially where such training bias might come into play. Beyond these issues, there has been confusion in the literature in reporting the correct COMET model and its correct setting. For improved consistency, we release an easy-to-use tool to assist practitioners.

Acknowledgments

The work has received funding from the European Union’s Horizon Europe research and innovation programme under grant agreement No 101070350 and from UK Research and Innovation (UKRI) under the UK government’s Horizon Europe funding guarantee [grant numbers 10052546 and 10039436].

References

Ibrahim Said Ahmad, Antonios Anastasopoulos, Ondřej Bojar, Claudia Borg, Marine Carpuat, Roldano Cattoni, Mauro Cettolo, William Chen, Qianqian Dong, Marcello Federico, Barry Haddow, Dávid Javorský, Mateusz Krubiński, Tsz Kin Lam, Xutai Ma, Prashant Mathur, Evgeny Matusov, Chandresh Maurya, John McCrae, Kenton Murray, Satoshi Nakamura, Matteo Negri, Jan Niehues, Xing Niu, Atul Kr. Ojha, John Ortega, Sara Papi, Peter Polák, Adam Pospíšil, Pavel Pecina, Elizabeth Salesky, Nivedita Sethiya, Balaram Sarkar, Jiatong Shi, Clayton Sikaote, Matthias Sperber, Sebastian Stüker, Katsuhito Sudoh, Brian Thompson, Alex Waibel, Shinji Watanabe, Patrick Wilken, Petr Zemanek, and Rodolfo Zevallos. 2024. [Findings of the IWSLT 2024 evaluation campaign](#). In *Proceedings of the 21st International Conference on Spoken Language Translation (IWSLT 2024)*, pages 1–11, Bangkok, Thailand (in-person

- and online). Association for Computational Linguistics.
- Duarte M. Alves, José Pombal, Nuno M. Guerreiro, Pedro H. Martins, João Alves, Amin Farajian, Ben Peters, Ricardo Rei, Patrick Fernandes, Sweta Agrawal, Pierre Colombo, José G. C. de Souza, and André F. T. Martins. 2024. [Tower: An open multilingual large language model for translation-related tasks](#). *Preprint*, arXiv:2402.17733.
- Chantal Amrhein and Barry Haddow. 2022. [Don't discard fixed-window audio segmentation in speech-to-text translation](#). In *Proceedings of the Seventh Conference on Machine Translation (WMT)*, pages 203–219, Abu Dhabi, United Arab Emirates (Hybrid). Association for Computational Linguistics.
- Chantal Amrhein, Nikita Moghe, and Liane Guillou. 2022. [ACES: Translation accuracy challenge sets for evaluating machine translation metrics](#). In *Proceedings of the Seventh Conference on Machine Translation (WMT)*, pages 479–513, Abu Dhabi, United Arab Emirates (Hybrid). Association for Computational Linguistics.
- Chantal Amrhein and Rico Sennrich. 2022. [Identifying weaknesses in machine translation metrics through minimum Bayes risk decoding: A case study for COMET](#). In *Proceedings of the 2nd Conference of the Asia-Pacific Chapter of the Association for Computational Linguistics and the 12th International Joint Conference on Natural Language Processing (Volume 1: Long Papers)*, pages 1125–1141, Online only. Association for Computational Linguistics.
- Rachel Bawden, Biao Zhang, Andre Tättar, and Matt Post. 2020. [ParBLEU: Augmenting metrics with automatic paraphrases for the WMT'20 metrics shared task](#). In *Proceedings of the Fifth Conference on Machine Translation*, pages 887–894, Online. Association for Computational Linguistics.
- Alexis Conneau, Kartikay Khandelwal, Naman Goyal, Vishrav Chaudhary, Guillaume Wenzek, Francisco Guzmán, Edouard Grave, Myle Ott, Luke Zettlemoyer, and Veselin Stoyanov. 2020. [Unsupervised cross-lingual representation learning at scale](#). In *Proceedings of the 58th Annual Meeting of the Association for Computational Linguistics*, pages 8440–8451, Online. Association for Computational Linguistics.
- Patrick Fernandes, António Farinhas, Ricardo Rei, José G. C. de Souza, Perez Ogayo, Graham Neubig, and Andre Martins. 2022. [Quality-aware decoding for neural machine translation](#). In *Proceedings of the 2022 Conference of the North American Chapter of the Association for Computational Linguistics: Human Language Technologies*, pages 1396–1412, Seattle, United States. Association for Computational Linguistics.
- Mara Finkelstein and Markus Freitag. 2024. [MBR and QE finetuning: Training-time distillation of the best and most expensive decoding methods](#). In *The Twelfth International Conference on Learning Representations*.
- Marina Fomicheva, Lucia Specia, and Francisco Guzmán. 2020. [Multi-hypothesis machine translation evaluation](#). In *Proceedings of the 58th Annual Meeting of the Association for Computational Linguistics*, pages 1218–1232, Online. Association for Computational Linguistics.
- Markus Freitag, David Grangier, and Isaac Caswell. 2020. [BLEU might be guilty but references are not innocent](#). In *Proceedings of the 2020 Conference on Empirical Methods in Natural Language Processing (EMNLP)*, pages 61–71, Online. Association for Computational Linguistics.
- Markus Freitag, David Grangier, Qijun Tan, and Bowen Liang. 2022a. [High quality rather than high model probability: Minimum Bayes risk decoding with neural metrics](#). *Transactions of the Association for Computational Linguistics*, 10:811–825.
- Markus Freitag, Nitika Mathur, Chi-kiu Lo, Eleftherios Avramidis, Ricardo Rei, Brian Thompson, Tom Kocmi, Frederic Blain, Daniel Deutsch, Craig Stewart, Chrysoula Zerva, Sheila Castilho, Alon Lavie, and George Foster. 2023. [Results of WMT23 metrics shared task: Metrics might be guilty but references are not innocent](#). In *Proceedings of the Eighth Conference on Machine Translation*, pages 578–628, Singapore. Association for Computational Linguistics.
- Markus Freitag, Ricardo Rei, Nitika Mathur, Chi-kiu Lo, Craig Stewart, Eleftherios Avramidis, Tom Kocmi, George Foster, Alon Lavie, and André F. T. Martins. 2022b. [Results of WMT22 metrics shared task: Stop using BLEU – neural metrics are better and more robust](#). In *Proceedings of the Seventh Conference on Machine Translation (WMT)*, pages 46–68, Abu Dhabi, United Arab Emirates (Hybrid). Association for Computational Linguistics.
- Markus Freitag, Ricardo Rei, Nitika Mathur, Chi-kiu Lo, Craig Stewart, George Foster, Alon Lavie, and Ondřej Bojar. 2021. [Results of the WMT21 metrics shared task: Evaluating metrics with expert-based human evaluations on TED and news domain](#). In *Proceedings of the Sixth Conference on Machine Translation*, pages 733–774, Online. Association for Computational Linguistics.
- Martin Gellerstam. 1986. Translationese in Swedish novels translated from English. In L. Wollin and H. Lindquist, editors, *Translation studies in Scandinavia: Proceedings from the Scandinavian Symposium on Translation Theory (SSOTT) II*, number 75 in Lund Studies in English, page 88–95. CWK Gleerup, Lund.
- Taisiya Glushkova, Chrysoula Zerva, Ricardo Rei, and André F. T. Martins. 2021. [Uncertainty-aware machine translation evaluation](#). In *Findings of the Association for Computational Linguistics: EMNLP 2021*,

- pages 3920–3938, Punta Cana, Dominican Republic. Association for Computational Linguistics.
- Yvette Graham, Timothy Baldwin, Alistair Moffat, and Justin Zobel. 2013. [Continuous measurement scales in human evaluation of machine translation](#). In *Proceedings of the 7th Linguistic Annotation Workshop and Interoperability with Discourse*, pages 33–41, Sofia, Bulgaria. Association for Computational Linguistics.
- Nuno M. Guerreiro, Ricardo Rei, Daan van Stigt, Luisa Coheur, Pierre Colombo, and André F. T. Martins. 2023. [xcomet: Transparent machine translation evaluation through fine-grained error detection](#). *Preprint*, arXiv:2310.10482.
- Kamil Guttman, Mikołaj Pokrywka, Adrian Charkiewicz, and Artur Nowakowski. 2024. [Chasing COMET: Leveraging minimum bayes risk decoding for self-improving machine translation](#). *arXiv preprint arXiv:2405.11937*.
- Josef Jon, Martin Popel, and Ondřej Bojar. 2023. [CUNI at WMT23 general translation task: MT and a genetic algorithm](#). In *Proceedings of the Eighth Conference on Machine Translation*, pages 119–127, Singapore. Association for Computational Linguistics.
- Rodney Michael Kinney, Chloe Anastasiades, Russell Authur, Iz Beltagy, Jonathan Bragg, Alexandra Buraczynski, Isabel Cachola, Stefan Candra, Yoganand Chandrasekhar, Arman Cohan, Miles Crawford, Doug Downey, Jason Dunkelberger, Oren Etzioni, Rob Evans, Sergey Feldman, Joseph Gorney, David W. Graham, F.Q. Hu, Regan Huff, Daniel King, Sebastian Kohlmeier, Bailey Kuehl, Michael Langan, Daniel Lin, Haokun Liu, Kyle Lo, Jaron Lochner, Kelsey MacMillan, Tyler C. Murray, Christopher Newell, Smita R Rao, Shaurya Rohatgi, Paul Sayre, Zejiang Shen, Amanpreet Singh, Luca Soldaini, Shivashankar Subramanian, A. Tanaka, Alex D Wade, Linda M. Wagner, Lucy Lu Wang, Christopher Wilhelm, Caroline Wu, Jiangjiang Yang, Angele Zamarron, Madeleine van Zuylen, and Daniel S. Weld. 2023. [The semantic scholar open data platform](#). *ArXiv*, abs/2301.10140.
- Rebecca Knowles. 2021. [On the stability of system rankings at WMT](#). In *Proceedings of the Sixth Conference on Machine Translation*, pages 464–477, Online. Association for Computational Linguistics.
- Tom Kocmi, Eleftherios Avramidis, Rachel Bawden, Ondřej Bojar, Anton Dvorkovich, Christian Federmann, Mark Fishel, Markus Freitag, Thamme Gowda, Roman Grundkiewicz, Barry Haddow, Marzena Karpinska, Philipp Koehn, Benjamin Marie, Kenton Murray, Masaaki Nagata, Martin Popel, Maja Popović, Mariya Shmatova, Steinþór Steingrímsson, and Vilém Zouhar. 2024a. [Preliminary wmt24 ranking of general mt systems and llms](#). *Preprint*, arXiv:2407.19884.
- Tom Kocmi, Eleftherios Avramidis, Rachel Bawden, Ondřej Bojar, Anton Dvorkovich, Christian Federmann, Mark Fishel, Markus Freitag, Thamme Gowda, Roman Grundkiewicz, Barry Haddow, Philipp Koehn, Benjamin Marie, Christof Monz, Makoto Morishita, Kenton Murray, Makoto Nagata, Toshiaki Nakazawa, Martin Popel, Maja Popović, and Mariya Shmatova. 2023. [Findings of the 2023 conference on machine translation \(WMT23\): LLMs are here but not quite there yet](#). In *Proceedings of the Eighth Conference on Machine Translation*, pages 1–42, Singapore. Association for Computational Linguistics.
- Tom Kocmi, Christian Federmann, Roman Grundkiewicz, Marcin Junczys-Dowmunt, Hitokazu Matsushita, and Arul Menezes. 2021. [To ship or not to ship: An extensive evaluation of automatic metrics for machine translation](#). In *Proceedings of the Sixth Conference on Machine Translation*, pages 478–494, Online. Association for Computational Linguistics.
- Tom Kocmi, Vilém Zouhar, Christian Federmann, and Matt Post. 2024b. [Navigating the metrics maze: Reconciling score magnitudes and accuracies](#). In *Proceedings of the 62nd Annual Meeting of the Association for Computational Linguistics (Volume 1: Long Papers)*, pages 1999–2014, Bangkok, Thailand. Association for Computational Linguistics.
- Tom Kocmi, Vilém Zouhar, Eleftherios Avramidis, Roman Grundkiewicz, Marzena Karpinska, Maja Popović, Mrinmaya Sachan, and Mariya Shmatova. 2024c. [Error span annotation: A balanced approach for human evaluation of machine translation](#). *Preprint*, arXiv:2406.11580.
- Philipp Koehn and Christof Monz. 2006. [Manual and automatic evaluation of machine translation between European languages](#). In *Proceedings on the Workshop on Statistical Machine Translation*, pages 102–121, New York City. Association for Computational Linguistics.
- Shankar Kumar and William Byrne. 2004. [Minimum Bayes-risk decoding for statistical machine translation](#). In *Proceedings of the Human Language Technology Conference of the North American Chapter of the Association for Computational Linguistics: HLT-NAACL 2004*, pages 169–176, Boston, Massachusetts, USA. Association for Computational Linguistics.
- Chi-kiu Lo, Samuel Larkin, and Rebecca Knowles. 2023. [Metric score landscape challenge \(MSLC23\): Understanding metrics’ performance on a wider landscape of translation quality](#). In *Proceedings of the Eighth Conference on Machine Translation*, pages 776–799, Singapore. Association for Computational Linguistics.
- Arle Lommel, Aljoscha Burchardt, Maja Popović, Kim Harris, Eleftherios Avramidis, and Hans Uszkoreit. 2014. [Using a new analytic measure for the annotation and analysis of MT errors on real data](#). In

- Proceedings of the 17th Annual Conference of the European Association for Machine Translation*, pages 165–172, Dubrovnik, Croatia. European Association for Machine Translation.
- E. Matusov, G. Leusch, O. Bender, and H. Ney. 2005. [Evaluating Machine Translation Output with Automatic Sentence Segmentation](#). In *Proceedings of the 2nd International Workshop on Spoken Language Translation (IWSLT)*, Pittsburgh, USA.
- Kishore Papineni, Salim Roukos, Todd Ward, and Wei-Jing Zhu. 2002. [Bleu: a method for automatic evaluation of machine translation](#). In *Proceedings of the 40th Annual Meeting of the Association for Computational Linguistics*, pages 311–318, Philadelphia, Pennsylvania, USA. Association for Computational Linguistics.
- Jan-Thorsten Peter, David Vilar, Daniel Deutsch, Mara Finkelstein, Juraj Juraska, and Markus Freitag. 2023. [There’s no data like better data: Using QE metrics for MT data filtering](#). In *Proceedings of the Eighth Conference on Machine Translation*, pages 561–577, Singapore. Association for Computational Linguistics.
- Maja Popović. 2015. [chrF: character n-gram F-score for automatic MT evaluation](#). In *Proceedings of the Tenth Workshop on Statistical Machine Translation*, pages 392–395, Lisbon, Portugal. Association for Computational Linguistics.
- Matt Post. 2018. [A call for clarity in reporting BLEU scores](#). In *Proceedings of the Third Conference on Machine Translation: Research Papers*, pages 186–191, Brussels, Belgium. Association for Computational Linguistics.
- Ricardo Rei, José G. C. de Souza, Duarte Alves, Chrysoula Zerva, Ana C Farinha, Taisiya Glushkova, Alon Lavie, Luisa Coheur, and André F. T. Martins. 2022a. [COMET-22: Unbabel-IST 2022 submission for the metrics shared task](#). In *Proceedings of the Seventh Conference on Machine Translation (WMT)*, pages 578–585, Abu Dhabi, United Arab Emirates (Hybrid). Association for Computational Linguistics.
- Ricardo Rei, Ana C Farinha, José G.C. de Souza, Pedro G. Ramos, André F.T. Martins, Luisa Coheur, and Alon Lavie. 2022b. [Searching for COMETINHO: The little metric that could](#). In *Proceedings of the 23rd Annual Conference of the European Association for Machine Translation*, pages 61–70, Ghent, Belgium. European Association for Machine Translation.
- Ricardo Rei, Nuno M. Guerreiro, José Pombal, Daan van Stigt, Marcos Treviso, Luisa Coheur, José G. C. de Souza, and André F. T. Martins. 2023a. [Scaling up cometkiwi: Unbabel-ist 2023 submission for the quality estimation shared task](#). *Preprint*, arXiv:2309.11925.
- Ricardo Rei, Nuno M. Guerreiro, Marcos Treviso, Luisa Coheur, Alon Lavie, and André F. T. Martins. 2023b. [The inside story: Towards better understanding of machine translation neural evaluation metrics](#). *Preprint*, arXiv:2305.11806.
- Ricardo Rei, Craig Stewart, Ana C Farinha, and Alon Lavie. 2020a. [COMET: A neural framework for MT evaluation](#). In *Proceedings of the 2020 Conference on Empirical Methods in Natural Language Processing (EMNLP)*, pages 2685–2702, Online. Association for Computational Linguistics.
- Ricardo Rei, Craig Stewart, Ana C Farinha, and Alon Lavie. 2020b. [Unbabel’s participation in the WMT20 metrics shared task](#). In *Proceedings of the Fifth Conference on Machine Translation*, pages 911–920, Online. Association for Computational Linguistics.
- Ricardo Rei, Marcos Treviso, Nuno M. Guerreiro, Chrysoula Zerva, Ana C Farinha, Christine Maroti, José G. C. de Souza, Taisiya Glushkova, Duarte Alves, Luisa Coheur, Alon Lavie, and André F. T. Martins. 2022c. [CometKiwi: IST-unbabel 2022 submission for the quality estimation shared task](#). In *Proceedings of the Seventh Conference on Machine Translation (WMT)*, pages 634–645, Abu Dhabi, United Arab Emirates (Hybrid). Association for Computational Linguistics.
- Thibault Sellam, Dipanjan Das, and Ankur Parikh. 2020. [BLEURT: Learning robust metrics for text generation](#). In *Proceedings of the 58th Annual Meeting of the Association for Computational Linguistics*, pages 7881–7892, Online. Association for Computational Linguistics.
- Hiroki Shimanaka, Tomoyuki Kajiwara, and Mamoru Komachi. 2018. [RUSE: Regressor using sentence embeddings for automatic machine translation evaluation](#). In *Proceedings of the Third Conference on Machine Translation: Shared Task Papers*, pages 751–758, Belgium, Brussels. Association for Computational Linguistics.
- Matthew Snover, Bonnie Dorr, Rich Schwartz, Linnea Micciulla, and John Makhoul. 2006. [A study of translation edit rate with targeted human annotation](#). In *Proceedings of the 7th Conference of the Association for Machine Translation in the Americas: Technical Papers*, pages 223–231, Cambridge, Massachusetts, USA. Association for Machine Translation in the Americas.
- Matthias Sperber, Ondřej Bojar, Barry Haddow, Dávid Javorský, Xutai Ma, Matteo Negri, Jan Niehues, Peter Polák, Elizabeth Salesky, Katsuhito Sudoh, and Marco Turchi. 2024. [Evaluating the IWSLT2023 speech translation tasks: Human annotations, automatic metrics, and segmentation](#). In *Proceedings of the 2024 Joint International Conference on Computational Linguistics, Language Resources and Evaluation (LREC-COLING 2024)*, pages 6484–6495, Torino, Italia. ELRA and ICCL.
- Shuo Sun, Francisco Guzmán, and Lucia Specia. 2020. [Are we estimating or guesstimating translation quality?](#) In *Proceedings of the 58th Annual Meeting of*

the Association for Computational Linguistics, pages 6262–6267, Online. Association for Computational Linguistics.

Kosuke Takahashi, Katsuhito Sudoh, and Satoshi Nakamura. 2020. [Automatic machine translation evaluation using source language inputs and cross-lingual language model](#). In *Proceedings of the 58th Annual Meeting of the Association for Computational Linguistics*, pages 3553–3558, Online. Association for Computational Linguistics.

Giorgos Vernikos and Andrei Popescu-Belis. 2024. [Don't rank, combine! combining machine translation hypotheses using quality estimation](#). In *Proceedings of the 62nd Annual Meeting of the Association for Computational Linguistics (Volume 1: Long Papers)*, pages 12087–12105, Bangkok, Thailand. Association for Computational Linguistics.

Yu Wan, Dayiheng Liu, Baosong Yang, Haibo Zhang, Boxing Chen, Derek Wong, and Lidia Chao. 2022. [UniTE: Unified translation evaluation](#). In *Proceedings of the 60th Annual Meeting of the Association for Computational Linguistics (Volume 1: Long Papers)*, pages 8117–8127, Dublin, Ireland. Association for Computational Linguistics.

Yiming Yan, Tao Wang, Chengqi Zhao, Shujian Huang, Jiajun Chen, and Mingxuan Wang. 2023. [BLEURT has universal translations: An analysis of automatic metrics by minimum risk training](#). In *Proceedings of the 61st Annual Meeting of the Association for Computational Linguistics (Volume 1: Long Papers)*, pages 5428–5443, Toronto, Canada. Association for Computational Linguistics.

Biao Zhang, Barry Haddow, and Alexandra Birch. 2023. [Prompting large language model for machine translation: a case study](#). In *Proceedings of the 40th International Conference on Machine Learning*. JMLR.org.

Renjie Zheng, Mingbo Ma, and Liang Huang. 2018. [Multi-reference training with pseudo-references for neural translation and text generation](#). In *Proceedings of the 2018 Conference on Empirical Methods in Natural Language Processing*, pages 3188–3197, Brussels, Belgium. Association for Computational Linguistics.

Vilém Zouhar and Ondřej Bojar. 2024. [Quality and quantity of machine translation references for automatic metrics](#). In *Proceedings of the Fourth Workshop on Human Evaluation of NLP Systems (HumEval) @ LREC-COLING 2024*, pages 1–11, Torino, Italia. ELRA and ICCL.

Vilém Zouhar, Shuoyang Ding, Anna Currey, Tatyana Badeka, Jenyuan Wang, and Brian Thompson. 2024. [Fine-tuned machine translation metrics struggle in unseen domains](#). In *Proceedings of the 62nd Annual Meeting of the Association for Computational Linguistics (Volume 2: Short Papers)*, pages 488–500, Bangkok, Thailand. Association for Computational Linguistics.

A Batch size and GPU/CPU

We run the test inference on a combination of GPU or CPU with varying batch sizes (BS, 1 or 100). Results in Table 12 demonstrate that the tiny effects of these choices are negligible for COMET reporting.

Difference	MAE
BS=1, GPU – BS=1, GPU	0
BS=1, GPU – BS=64 GPU	2×10^{-7}
BS=1, GPU – BS=1, CPU	4×10^{-7}
BS=64, GPU – BS=64, CPU	4×10^{-7}

Table 12: MAE between segment-level $\text{COMET}_{22}^{\text{DA}}$ scores under various inference settings. The “BS=1, GPU” setting in the first row was run twice.

B Distribution of COMET scores for empty and valid hypothesis

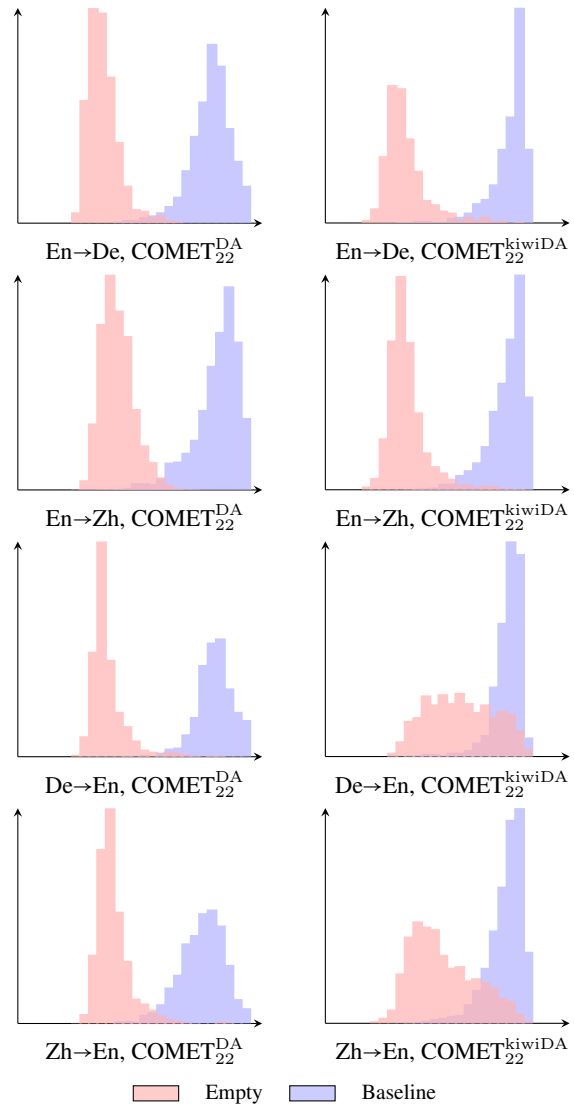


Figure 4: Distribution of instance-level scores for empty and baseline translations (x-axis: score; y-axis: count).

C System rankings with paraphrased reference

WMT20 En→De	COMET ₂₀ ^{DA}		Ranking	
	original ref	paraphrased ref	original ref	paraphrased ref
Sys-1069	0.508	0.305	9	9
Sys-832	0.540	0.333	8	8
Sys-1535	0.560	0.356	5	5
Online-A	0.499	0.288	10	10
Online-B	0.554	0.351	7	6
Online-G	0.268	0.052	14	14
Online-Z	0.329	0.121	13	13
Sys-73	0.405	0.192	12	12
Sys-1520	0.563	0.360	4	4
Sys-890	0.578	0.371	3	3
Sys-1136	0.472	0.264	11	11
Sys-388	0.102	-0.074	16	16
Sys-737	0.555	0.351	6	7
Ref-A	0.878	0.526	1	1
Ref-B	0.591	0.446	2	2
Sys-179	0.189	0.000	15	15

$\tau_c = 0.9833$
 Acc = 0.924 Acc = 0.924

Table 13: Results for WMT20 En→De submissions evaluated against the original or human-paraphrased reference. Kendall’s τ_c is measured between two evaluations based on original and paraphrased references; pairwise system-level accuracy (Acc) is measured against human DA scores.

WMT19 En→De	COMET ₂₂ ^{DA}		Ranking	
	original ref	paraphrased ref	original ref	paraphrased ref
Sys-6862	0.867	0.817	2	2
Sys-6820	0.834	0.780	12	12
Sys-6819	0.843	0.789	9	9
Sys-6651	0.847	0.794	7	7
Sys-6926	0.852	0.797	4	5
Sys-6808	0.869	0.818	1	1
Sys-6785	0.837	0.785	11	11
Sys-6974	0.866	0.814	3	3
Sys-6763	0.851	0.797	5	6
Sys-6674	0.811	0.756	17	17
Sys-6508	0.804	0.752	19	19
Sys-6731	0.850	0.797	6	4
Sys-6871	0.809	0.756	18	18
Sys-6479	0.833	0.777	13	13
Sys-6823	0.845	0.792	8	8
Sys-6790	0.386	0.364	22	22
Sys-6981	0.826	0.774	14	14
Online-A	0.815	0.761	16	16
Online-B	0.838	0.784	10	10
Online-G	0.795	0.738	20	20
Online-X	0.728	0.673	21	21
Online-Y	0.821	0.762	15	15

$\tau_c = 0.9827$
 Acc = 0.875 Acc = 0.845

Table 14: Results for WMT19 En→De submissions evaluated against the original or human-paraphrased reference. Kendall’s τ_c is measured between two evaluations based on original and paraphrased references; pairwise system-level accuracy (Acc) is measured against human DA scores.