

Controlling few-body reaction pathways using a Feshbach resonance

Shinsuke Haze,^{1,*} Jinglun Li,¹ Dominik Dorer,¹ José P. D’Incao,^{1,2} Paul S. Julienne,^{1,3} Eberhard Tiemann,⁴ Markus Deiß,¹ and Johannes Hecker Denschlag^{1,†}

¹*Institut für Quantenmaterie and Center for Integrated Quantum Science and Technology IQST, Universität Ulm, D-89069 Ulm, Germany*

²*JILA, NIST and Department of Physics, University of Colorado, Boulder, CO 80309-0440, USA*

³*Joint Quantum Institute, University of Maryland and NIST, College Park, MD 20742, USA*

⁴*Institut für Quantenoptik, Leibniz Universität Hannover, 30167 Hannover, Germany*

(Dated: August 28, 2024)

Gaining control over chemical reactions on the quantum level is a central goal of the modern field of cold and ultracold chemistry. Here, we demonstrate a novel method to coherently steer reaction flux of a three-body recombination process across different product spin channels. For this, we employ a magnetically-tunable Feshbach resonance to admix, in a controlled way, a specific spin state to the reacting collision complex. This allows for the control of the reaction flux into the admixed spin channel, which can be used to significantly change the reaction products. Furthermore, we also investigate the influence of an Efimov resonance on the reaction dynamics. We find that while the Efimov resonance can be used to globally enhance three-body recombination, the relative flux between the reaction channels remains unchanged. Our control scheme is general and can be extended to other reaction processes. It also provides new opportunities in combination with other control schemes, such as quantum interference of reaction paths.

A chemical reaction in a low-density gas phase is typically well-described by a fully coherent quantum mechanical evolution. Therefore, such a gas is a promising testbed for quantum control of chemical processes. In fact, recent platforms based on ensembles of ultracold atoms or molecules have paved the way for extended quantum mechanical steering of reactions. Demonstrated control schemes include the use of photoassociation [1–3], Feshbach resonances [4–9], microwave-engineered collisions [10–14], electric-field-controlled reactions [15], relative positioning of traps [16–19], confinement-induced effects [20–25], quantum interference [26, 27], or rely on propensity rules and conservation laws [28, 29]. This progress has been further promoted by emerging technologies that enable state-to-state measurements (e.g. [30–34]).

A prominent tool for controlling chemical reactions is a tunable Feshbach resonance. A Feshbach resonance in atomic gases occurs when the energy of the scattering state of two colliding atoms is tuned into degeneracy with that of a molecular state, leading to the mixing of two such states [8]. As they offer unique control over the interparticle interaction, tunable Feshbach resonances have been essential for the development of the field of ultracold quantum gases. An established application of Feshbach resonances for chemical reactions is the controlled production of ultracold molecules. By magnetically ramping over a Feshbach resonance, ultracold pairs of atoms can be converted into an extremely weakly-bound molecule, the Feshbach molecule [4, 5, 8, 35–37]. In three-body recombination where three free atoms collide to form a diatomic molecule, Feshbach resonances have been used to tune the total molecular production rate and specifically to suppress atom loss [38–41], and to demonstrate the Efimov effect [40, 42, 43]. Feshbach resonances and resonant scattering have also been proposed for controlling complex few-body reactions, see e.g. [44, 45].

Here, we demonstrate the use of a Feshbach resonance in a three-body recombination process to steer reaction flux be-

tween families of molecular product channels with different spin states. More specifically, by tuning the magnetic field towards a Feshbach resonance we can gradually increase the initially negligible reaction rate into a specific spin channel, so that it becomes close to the total rate into all channels. The process is coherent and represents a novel tool for state-selective controlling of molecular production rates, using the applied magnetic field as a precisely tunable control knob.

The experiments are carried out with a 860 nK-cold cloud of about 2.5×10^5 ^{85}Rb atoms where each atom i is in the hyperfine state $(f_i, m_{f_i}) = (2, -2)$ of the electronic ground state. The atoms are confined in a far-detuned crossed optical dipole trap, for more details see Methods and [46]. In the atom cloud, three-body recombination spontaneously occurs, predominantly producing weakly-bound molecules in states of the coupled molecular complex $X^1\Sigma_g^+ - a^3\Sigma_u^+$. By tuning the magnetic field B in the vicinity of the s -wave Feshbach resonance at $B = 155$ G [47, 48] we can control the product distribution of the molecules. For the details of the Feshbach resonance, see also Supplemental Materials. The molecules are state-selectively detected via resonance-enhanced multiphoton ionization (REMPI), see Methods for details.

Our scheme for controlling the reaction flux into different spin channels is illustrated in Fig. 1. In the three-body recombination process, the Rb atoms (a, b, c) collide and (a, b) form a molecule, see Fig. 1(a). In the particular reactions we study here, the third atom (c) is far enough away, so that it interacts with the atoms (a, b) merely mechanically and no spin flip between (c) and the pair (a, b) occurs [29, 49]. Therefore, spin physics aspects of the reaction can be understood to a large extent in a two-body picture, where atom (a) collides with atom (b) . At large internuclear distances the (a, b) scattering state has the hyperfine spin quantum numbers $(F, f_a, f_b, m_F) = (4, 2, 2, -4)$, where F denotes the total angular momentum of the molecule excluding rotation, and $m_F = m_{f_a} + m_{f_b}$ represents its projection. We denote this

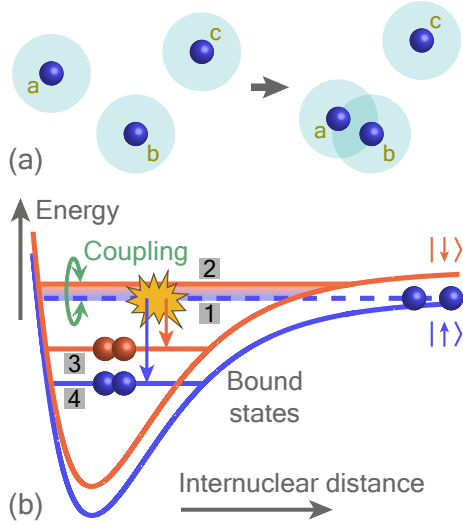


FIG. 1. Scheme for controlling the reaction flux into different spin channels using a two-body Feshbach resonance. (a) Atoms (a, b, c) undergo three-body recombination, where (a, b) form a molecule. During this process, atom (c) is outside the ranges (cyan areas) for spin-exchange interaction with the other atoms. (b) Schematic representation of the Born-Oppenheimer potential energy curves for the atom pair (a, b). At close distance, the incoming scattering state (1) with spin $|\uparrow\rangle$ experiences admixing of the bound state (2) which has spin $|\downarrow\rangle$. Upon collision with the third atom (c) (not shown here) the scattering state can then relax into molecular bound states (3) or (4), with their respective spin states $|\downarrow\rangle$ and $|\uparrow\rangle$.

spin state by $|\uparrow\rangle$. At short internuclear distances the scattering state couples to an energetically near-by molecular bound level, giving rise to the Feshbach resonance. This level has the spin state $(F, f_a, f_b, m_F) = (4, 3, 3, -4)$ which we denote by $|\downarrow\rangle$ [50]. The coupling leads to an admixture of the $|\downarrow\rangle$ state to the initial scattering state with spin $|\uparrow\rangle$, and the strength of this admixture can be magnetically controlled. Next, in the mechanical collision with atom (c), the scattering state of (a, b) can transition into a molecular bound state. Due to angular momentum conservation, the spin state of the newly formed molecule must, however, have overlap either with the spin state $|\uparrow\rangle$ or with $|\downarrow\rangle$ [51]. In fact, by tuning the $|\downarrow\rangle$ admixture of the (a, b) scattering state we can control the reaction flux into molecular product channels with spin $|\downarrow\rangle$.

We now demonstrate this control scheme experimentally. Figure 2 presents REMPI spectra in a selected frequency range, showing signals from three different molecular product states. The spectra have been taken within a range of magnetic fields B between 4.6 G and 159.3 G. (Note the nonuniform step size of B .) ν represents the REMPI laser frequency and ν_0 is a frequency reference, see Methods. Each dip in a trace for a chosen B -field corresponds to a state-specific product molecule signal. Colored diamonds mark the known resonance positions predicted from coupled-channel calculations.

The molecular levels are labeled by their spin states ($|\uparrow\rangle$ or $|\downarrow\rangle$), and by their vibrational (ν) and rotational (L_R) quantum numbers [48]. In Fig. 2 we observe one molecular state with

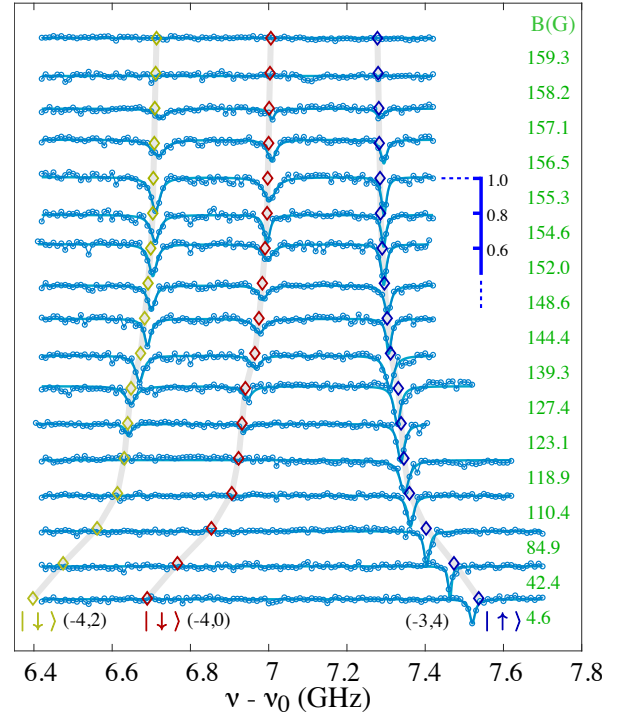


FIG. 2. Observation of $|\uparrow\rangle$ and $|\downarrow\rangle$ molecules. Shown are REMPI spectra as a function of the REMPI laser frequency ν for various magnetic fields B . Here, $\nu_0 = 497603.591$ GHz. Each dip in a trace corresponds to a signal from a distinct molecular level. The REMPI signals are normalized, ranging from 0 to 1, as indicated by the vertical bar. The bar is valid for all data traces. The diamonds mark the theoretical positions of possible molecular signals and the colors indicate the spin state as well as the vibrational and rotational level (ν, L_R). The faint color bands connecting the diamonds are guides to the eye. We note that the binding energy of the $|\uparrow\rangle$ level is smaller than that of the two $|\downarrow\rangle$ levels. In the shown spectra, however, the signal for $|\uparrow\rangle$ is at higher frequency ν since the intermediate rotational level for the REMPI is different, see also Methods.

spin $|\uparrow\rangle$ and two molecular states with spin $|\downarrow\rangle$. The resonance positions change in a characteristic way with the B -field due to the Zeeman effect. We use this as fingerprint information for identifying the molecular levels. The strength of each signal roughly reflects the recombination rate towards each respective state. In the magnetic field range up to about 120 G each REMPI spectrum exhibits only a single resonance dip which can be unambiguously assigned to the state $|\uparrow\rangle$. At about 120 G, two additional molecular signals start to appear stemming from molecular states in the spin state $|\downarrow\rangle$. The strengths of the signals of these states become similar to the $|\uparrow\rangle$ signals when approaching the Feshbach resonance at 155 G. For magnetic fields above the Feshbach resonance, all signals decrease very quickly within a few Gauss.

From our REMPI spectra, molecule detection rates for each observed molecular state are extracted. These rates are roughly proportional to the partial three-body recombination rates for the flux into individual product channels (see [46] and Methods). The obtained rates for the states in Fig. 2 are

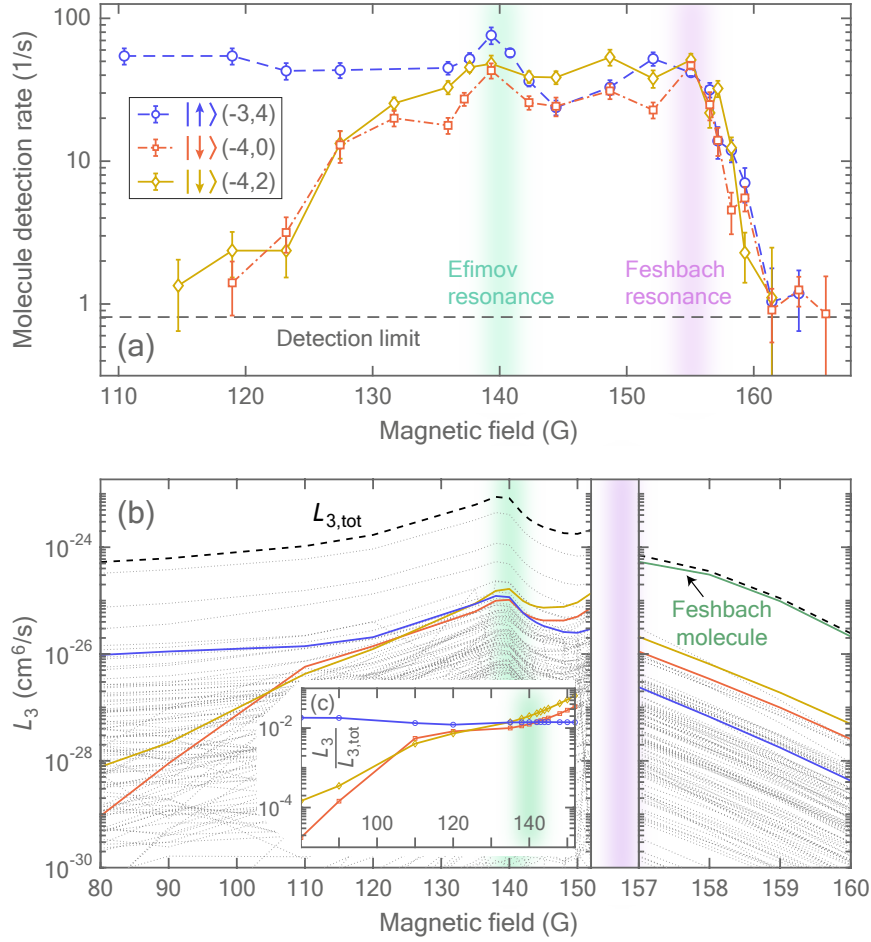


FIG. 3. Opening up a product spin channel. (a) Molecule detection rates for three product states for which the quantum numbers $|\uparrow/\downarrow\rangle(v, L_R)$ are given in the legend. The gray dashed line marks the experimental detection limit and the light-green and purple shaded areas indicate the position of the Efimov and Feshbach resonance, respectively. The error bars in the plot indicate one standard deviation (1σ). (b) Calculated three-body recombination rate coefficients. The black dashed line is the total rate coefficient $L_{3,\text{tot}}$. Solid colored lines correspond to partial rates for the states under discussion. Gray lines correspond to other molecular states. No calculations are shown for $152 \text{ G} \leq B \leq 157 \text{ G}$, see text. We expect theoretical errors up to a few tens of percent for the partial rate for vibrational levels down to $v = -4$, judging from when more vibrational states are included in our effective potentials [46]. (c) The normalized reaction rate coefficients $L_3/L_{3,\text{tot}}$ do not exhibit a maximum at the Efimov resonance.

shown in Fig. 3(a) for the magnetic field region in the vicinity of the Efimov and Feshbach resonances, located at 140 G and 155 G, respectively.

The data show that the rates for the $|\downarrow\rangle$ states indeed strongly increase from below the detection limit (gray dashed line) to about a factor of 50 above the detection limit as the magnetic field is increased from $B < 115 \text{ G}$ towards the Efimov resonance. The detection limit is mainly determined by the background noise of our REMPI scheme. By contrast, the rate for the $|\uparrow\rangle$ state is rather constant for all B -fields below the Efimov resonance. At the position of the Efimov resonance at 140 G we observe a clear enhancement of the rates for all molecular states. In fact, the signals for all three states attain similar strength, which demonstrates the large relative tuning range of our scheme. At this point the spin product channel $|\downarrow\rangle$ has been fully opened up for the reaction flux.

The relatively constant production rate for the $|\uparrow\rangle$ state below the Efimov resonance might be unexpected at first in view of the known a^4 scaling of the recombination rate in the limit of zero temperature [6, 52], where a is the scattering length. It can, however, be explained to a large extent as an effect of our finite temperature of 860 nK [53, 54], as further discussed below.

We carried out numerical model calculations for the partial rate coefficients L_3 for each molecular quantum state, using the adiabatic hyperspherical representation [39, 55, 56] (see Methods). This determines the partial recombination rate, $L_3(f) \cdot \int n^3 d^3r/3$, into a molecular state f , where n is the atomic density distribution. The calculations take into account thermal averaging of the partial rate constants. The results are shown in Fig. 3(b). The region from 152 to 157 G, i.e., the direct vicinity of the Feshbach resonance is excluded since

the numerical calculations quickly become computationally highly demanding in this resonant regime [57].

Among all the possible molecular states produced by recombination (gray dotted lines), we highlight in color the molecular states under discussion. In addition, we present the total three-body recombination rate coefficient (dashed black lines).

Our calculations show that due to thermal averaging, the calculated recombination rate coefficient for the probed $|\uparrow\rangle$ state increases only moderately towards the Efimov resonance. For more details on how finite temperature affects the recombination rate coefficient, see Supplemental Materials. The increase of the theoretical curves is still faster than for the experimental data. This may be mainly explained by imperfections of the experiment. During the B -field ramp atoms are already lost due to three-body recombination and the sample slightly heats up. As a consequence, the density of the atom cloud sinks. In addition, the B -field ramp is not perfect, but tends to lag behind and to overshoot, which can lead to averaging out of signals. Furthermore, there could be a small variation in the REMPI efficiency as a function of magnetic field. These variations hamper a direct comparison between ion rates and L_3 coefficients.

Nevertheless, the main characteristics of the experimental data are qualitatively well described. For example, the observed sharp drop of the recombination rate above the Feshbach resonance is also clearly reproduced by the theory. The reason for this drop is the rapid decrease of the scattering length towards its zero crossing near $B = 166$ G and the close-by minimum in L_3 due to Efimov physics [39, 58]. We note that above the Feshbach resonance the Feshbach molecular state appears (see dark-green solid line in Fig. 3(b)), and takes the main fraction of the total reaction flux.

Our calculations show that the effect of the Efimov resonance is to increase the partial three-body recombination rate coefficients with the same overall factor, not favoring particular product channels. This is evident from Fig. 3(b) where all partial rate coefficients exhibit a similar maximum at the location of the Efimov resonance. It also becomes manifest when normalizing the partial rate coefficients to the total rate coefficient (see Fig. 3(c)), as each maximum at the Efimov resonance disappears. The global enhancement is due to the fact that the Efimov resonance is a shape resonance which occurs in a single three-body adiabatic channel. As such, approaching the resonance increases the overall amplitude of the three-body scattering wavefunction at short distances where the reaction takes place, therefore, enhancing all the partial rates by the same factor [43].

Remarkably, near the Feshbach resonance we also find, both experimentally and theoretically, molecular products in spin states other than $|\uparrow\rangle$ and $|\downarrow\rangle$, as shown in Fig. 4. This points towards physics beyond the $|\uparrow\rangle$ - $|\downarrow\rangle$ Feshbach mixing. In the experiments, these are molecular products with spins $(F, f_a, f_b) = (4, 3, 2)$ and $(5, 3, 2)$. In this notation, we omit m_F , as it is always $m_F = -4$. Thus, we observe product states where only one of the f_i has flipped, and where

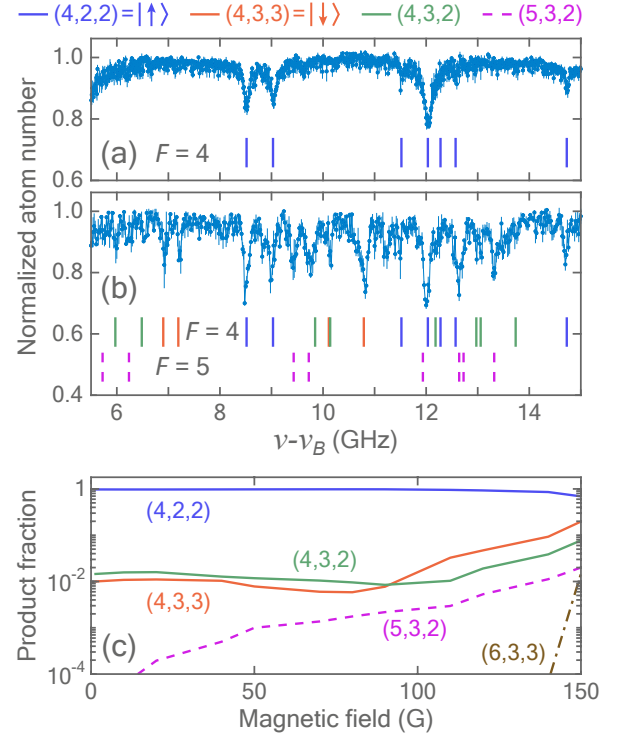


FIG. 4. Spin families of molecular products. (a) and (b) Detection signals of product molecules of various spin families by REMPI spectroscopy at a magnetic field of $B = 4.6$ G and $B = 155$ G, respectively. Vertical lines correspond to calculated resonance positions for molecular states assigned to spin families (F, f_a, f_b) according to the legend on top of the figure. The marked individual states have vibrational quantum numbers in the range from $v = -1$ to -7 and rotational quantum numbers $L_R = 0, 2, 4$ or 6 . The REMPI path is via a $^3\Pi_g$ intermediate state, see Methods. We have $\nu_B = \nu_0 = 497831.928$ GHz for (a) and $\nu_B = \nu_0 - 228$ MHz for (b). The 228 MHz shift compensates for the Zeeman shift, allowing for a better comparison of the two spectra. (c) Calculated, summed-up molecular product fraction for each spin family (F, f_a, f_b) as indicated next to the curves.

even the total angular momentum F can change. Following a similar analysis as used in Refs. [29, 46], the observation of such states can be understood as follows in terms of two-body physics. The spin state $(4, 3, 2)$ can be produced via two-body spin-exchange interaction at short distances, starting either from state $|\uparrow\rangle \equiv (4, 2, 2)$ or from $|\downarrow\rangle \equiv (4, 3, 3)$. Close to the Feshbach resonance the scattering wavefunction amplitude is strongly enhanced at short range and with it also the rate for spin-exchange. Producing the spin state $(5, 3, 2)$ is possible due to the presence of a finite B -field which breaks global rotational symmetry and couples different F quantum numbers. A $(5, 3, 2)$ state is typically energetically close to a corresponding $(4, 3, 2)$ state, such that coupling between them is resonantly enhanced.

In Fig. 4(a) and (b) REMPI spectra at magnetic fields of $B = 4.6$ G and $B = 155$ G, respectively, are compared. The spectrum at high magnetic field exhibits many more resonance lines than the spectrum at low field. In a thorough analysis of

the spectra, similarly as in Ref. [30], we identified a total of four spin families for $B = 155$ G and only a single one for $B = 4.6$ G. The individual spin states are marked with colored bars in Fig. 4(a) and (b).

Figure 4(c) shows our numerical calculations for the product fractions of the molecules in the different spin families (F, f_a, f_b) as a function of the external magnetic field B . Here, for each individual family we sum up the populations for all corresponding molecular states having the same spin characteristics. In agreement with our previous discussion, spin-exchange is strongly enhanced when approaching the Feshbach resonance. Furthermore, Fig. 4(c) reveals a hierarchy in the propensity for the production of spin states. Changing the total angular momentum F is more strongly suppressed than changing an atomic f quantum number, see also [59].

In summary, we have demonstrated a powerful scheme to control the reaction pathway in a three-body recombination process of ultracold atoms. Using a magnetically tunable Feshbach resonance we admixed a well-defined spin state to the reaction complex of three atoms and by this steered the reaction flux between the corresponding spin channels. We find that a large fraction of the total reaction flux can be redirected in this way. Furthermore, we show that in contrast to the Feshbach resonance an Efimov resonance only enhances globally the reaction rate, while maintaining the relative flux between reaction channels. We investigated our control scheme both experimentally and theoretically, using high-resolution state-to-state measurements and state-of-the-art numerical three-body scattering calculations, respectively.

The demonstrated reaction control holds large promise for general few-body reactions, as it is simple and can easily be extended. Feshbach resonances are ubiquitous in cold atomic and molecular gases. The scheme is fully coherent and can thus be used as a central building block in interferometric control, where the Feshbach resonance functions as a beam splitter for the incoming wave function. The split up parts can then potentially follow different pathways towards the same final product state where they interfere. For example, the final product state could have tunable spin-mixed character which can be set by further control methods such as state dressing with optical or microwave fields. In this way, additional tuning of the interference can be achieved.

ACKNOWLEDGEMENTS

This work was financed by the Baden-Württemberg Stiftung through the Internationale Spitzenforschung program (contract BWST ISF2017-061) and by the German Research Foundation (DFG, Deutsche Forschungsgemeinschaft) within contract 399903135. We acknowledge support from bwForCluster JUSTUS 2 for high performance computing. J. P. D. also acknowledges partial support from the U.S. National Science Foundation, Grant No. PHY-2012125 and PHY-2308791, and NASA/JPL 1502690. S.H. also acknowledges support from Japan Science and Technology Agency Moon-

shot R&D Grant No. JPMJMS2063 and ASPIRE Grant No. JPMJAP2319.

AUTHOR CONTRIBUTIONS

S.H. and D.D. have carried out the experiments. J.L. and J.P.D. calculated the three-body recombination rate coefficients. J.H.D. supervised the project. All authors have contributed to the analysis of the experiment and to the writing of the manuscript.

COMPETING INTERESTS

The authors declare no competing interests.

* shinsuke.haze.qiqb@osaka-u.ac.jp

† johannes.denschlag@uni-ulm.de

- [1] K. M. Jones, E. Tiesinga, P. D. Lett, and P. S. Julienne, Ultracold photoassociation spectroscopy: Long-range molecules and atomic scattering, *Rev. Mod. Phys.* **78**, 483 (2006).
- [2] P. D. Lett, K. Helmerson, W. D. Phillips, L. P. Ratliff, S. L. Rolston, and M. E. Wagshul, Spectroscopy of Na_2 by photoassociation of laser-cooled Na, *Phys. Rev. Lett.* **71**, 2200 (1993).
- [3] J. D. Miller, R. A. Cline, and D. J. Heinzen, Photoassociation spectrum of ultracold Rb atoms, *Phys. Rev. Lett.* **71**, 2204 (1993).
- [4] E. A. Donley, N. R. Claussen, S. T. Thompson, and C. E. Wieman, Atom-molecule coherence in a Bose-Einstein condensate, *Nature* **417**, 529 (2002).
- [5] J. Herbig, T. Kraemer, M. Mark, T. Weber, C. Chin, H.-C. Nägerl, and R. Grimm, Preparation of a pure molecular quantum gas, *Science* **301**, 1510 (2003).
- [6] T. Weber, J. Herbig, M. Mark, H.-C. Nägerl, and R. Grimm, Three-body recombination at large scattering lengths in an ultracold atomic gas, *Phys. Rev. Lett.* **91**, 123201 (2003).
- [7] H. Yang, J. Cao, Z. Su, J. Rui, B. Zhao, and J.-W. Pan, Creation of an ultracold gas of triatomic molecules from an atom-diatom molecule mixture, *Science* **378**, 1009 (2022).
- [8] C. Chin, R. Grimm, P. Julienne, and E. Tiesinga, Feshbach resonances in ultracold gases, *Rev. Mod. Phys.* **82**, 1225 (2010).
- [9] J. J. Park, Y.-K. Lu, O. A. Jamison, T. V. Tscherbul, and W. Ketterle, A Feshbach resonance in collisions between triplet ground-state molecules, *Nature* **614**, 54 (2023).
- [10] L. Anderegg, S. Burchesky, Y. Bao, S. S. Yu, T. Karman, E. Chae, K.-K. Ni, W. Ketterle, and J. M. Doyle, Observation of microwave shielding of ultracold molecules, *Science* **373**, 779 (2021).
- [11] J. Lin, G. Chen, M. Jin, Z. Shi, F. Deng, W. Zhang, G. Queméner, T. Shi, S. Yi, and D. Wang, Microwave shielding of bosonic NaRb molecules, *Phys. Rev. X* **13**, 031032 (2023).
- [12] N. Bigagli, C. Warner, W. Yuan, S. Zhang, I. Stevenson, T. Karman, and S. Will, Collisionally stable gas of bosonic dipolar ground-state molecules, *Nat. Phys.* **19**, 1579 (2023).
- [13] X.-Y. Chen, S. Biswas, S. Eppelt, A. Schindewolf, F. Deng, T. Shi, S. Yi, T. Hilker, I. Bloch, and X.-Y. Luo, Ultracold field-linked tetratomic molecules, *Nature* **626**, 283 (2024).

- [14] Z. Z. Yan, J. W. Park, Y. Ni, H. Loh, S. Will, T. Karman, and M. Zwierlein, Resonant dipolar collisions of ultracold molecules induced by microwave dressing, *Phys. Rev. Lett.* **125**, 063401 (2020).
- [15] K. Matsuda, L. De Marco, J.-R. Li, W. G. Tobias, G. Valtolina, G. Quémener, and J. Ye, Resonant collisional shielding of reactive molecules using electric fields, *Science* **370**, 1324 (2020).
- [16] D. K. Ruttley, A. Guttridge, S. Spence, R. C. Bird, C. R. Le Sueur, J. M. Hutson, and S. L. Cornish, Formation of ultracold molecules by merging optical tweezers, *Phys. Rev. Lett.* **130**, 223401 (2023).
- [17] Y. Yu, K. Wang, J. D. Hood, L. R. B. Picard, J. T. Zhang, W. B. Cairncross, J. M. Hutson, R. Gonzalez-Ferez, T. Rosenband, and K.-K. Ni, Coherent optical creation of a single molecule, *Phys. Rev. X* **11**, 031061 (2021).
- [18] L. A. Reynolds, E. Schwartz, U. Ebling, M. Weyland, J. Brand, and M. F. Andersen, Direct measurements of collisional dynamics in cold atom triads, *Phys. Rev. Lett.* **124**, 073401 (2020).
- [19] L. W. Cheuk, L. Anderegg, Y. Bao, S. Burchesky, S. S. Yu, W. Ketterle, K.-K. Ni, and J. M. Doyle, Observation of collisions between two ultracold ground-state CaF molecules, *Phys. Rev. Lett.* **125**, 043401 (2020).
- [20] W. G. Tobias, K. Matsuda, J.-R. Li, C. Miller, A. N. Carroll, T. Bilitewski, A. M. Rey, and J. Ye, Reactions between layer-resolved molecules mediated by dipolar spin exchange, *Science* **375**, 1299 (2022).
- [21] M. H. G. de Miranda, A. Chotia, B. Neyenhuis, D. Wang, G. Quémener, S. Ospelkaus, J. L. Bohn, J. Ye, and D. S. Jin, Controlling the quantum stereodynamics of ultracold bimolecular reactions, *Nat. Phys.* **7**, 502 (2011).
- [22] B. Drews, M. Deiß, K. Jachymski, Z. Idziaszek, and J. Hecker Denschlag, Inelastic collisions of ultracold triplet Rb₂ molecules in the rovibrational ground state, *Nat. Commun.* **8**, 14854 (2017).
- [23] A. Goban, R. B. Hutson, G. E. Marti, S. L. Campbell, M. A. Perlin, P. S. Julienne, J. P. D’Incao, A. M. Rey, and J. Ye, Emergence of multi-body interactions in a fermionic lattice clock, *Nature* **563**, 369 (2018).
- [24] S. Sala, G. Zürn, T. Lompe, A. N. Wenz, S. Murmann, F. Serwane, S. Jochim, and A. Saenz, Coherent molecule formation in anharmonic potentials near confinement-induced resonances, *Phys. Rev. Lett.* **110**, 203202 (2013).
- [25] Y. K. Lee, H. Lin, and W. Ketterle, Spin dynamics dominated by resonant tunneling into molecular states, *Phys. Rev. Lett.* **131**, 213001 (2023).
- [26] H. Son, J. J. Park, Y.-K. Lu, A. O. Jamison, T. Karman, and W. Ketterle, Control of reactive collisions by quantum interference, *Science* **375**, 1006 (2022).
- [27] Y.-X. Liu, L. Zhu, J. Luke, J. J. A. Houwman, M. C. Babin, M.-G. Hu, and K.-K. Ni, Quantum interference and entanglement in ultracold atom-exchange reactions, *arXiv:2310.07620* (2023).
- [28] M.-G. Hu, Y. Liu, M. A. Nichols, L. Zhu, G. Quémener, O. Dulieu, and K.-K. Ni, Nuclear spin conservation enables state-to-state control of ultracold molecular reactions, *Nat. Chem.* **13**, 435 (2021).
- [29] S. Haze, J. P. D’Incao, D. Dorer, M. Deiß, E. Tiemann, P. S. Julienne, and J. Hecker Denschlag, Spin-conservation propensity rule for three-body recombination of ultracold Rb atoms, *Phys. Rev. Lett.* **128**, 133401 (2022).
- [30] J. Wolf, M. Deiß, A. Krukow, E. Tiemann, B. P. Ruzic, Y. Wang, J. P. D’Incao, P. S. Julienne, and J. Hecker Denschlag, State-to-state chemistry for three-body recombination in an ultracold rubidium gas, *Science* **358**, 921 (2017).
- [31] J. Wolf, M. Deiß, and J. Hecker Denschlag, Hyperfine magnetic substate resolved state-to-state chemistry, *Phys. Rev. Lett.* **123**, 253401 (2019).
- [32] Y. Liu, M.-G. Hu, M. A. Nichols, D. Yang, D. Xie, H. Guo, and K.-K. Ni, Precision test of statistical dynamics with state-to-state ultracold chemistry, *Nature* **593**, 379 (2021).
- [33] J. Rui, H. Yang, L. Liu, D.-C. Zhang, Y.-X. Liu, J. Nan, Y.-A. Chen, B. Zhao, and J.-W. Pan, Controlled state-to-state atom-exchange reaction in an ultracold atom-dimer mixture, *Nat. Phys.* **13**, 699 (2017).
- [34] D. K. Hoffmann, T. Paintner, W. Limmer, D. S. Petrov, and J. Hecker Denschlag, Reaction kinetics of ultracold molecule-molecule collisions, *Nat. Commun.* **9**, 5244 (2018).
- [35] S. Dürr, T. Volz, A. Marte, and G. Rempe, Observation of molecules produced from a Bose-Einstein condensate, *Phys. Rev. Lett.* **92**, 020406 (2004).
- [36] K. Xu, T. Mukaiyama, J. R. Abo-Shaeer, J. K. Chin, D. E. Miller, and W. Ketterle, Formation of quantum-degenerate sodium molecules, *Phys. Rev. Lett.* **91**, 210402 (2003).
- [37] G. Thalhammer, K. Winkler, F. Lang, S. Schmid, R. Grimm, and J. Hecker Denschlag, Long-lived Feshbach molecules in a three-dimensional optical lattice, *Phys. Rev. Lett.* **96**, 050402 (2006).
- [38] S. Jochim, M. Bartenstein, A. Altmeyer, G. Hendl, C. Chin, J. Hecker Denschlag, and R. Grimm, Pure gas of optically trapped molecules created from fermionic atoms, *Phys. Rev. Lett.* **91**, 240402 (2003).
- [39] X. Xie, M. J. Van de Graaff, R. Chapurin, M. D. Frye, J. M. Hutson, J. P. D’Incao, P. S. Julienne, J. Ye, and E. A. Cornell, Observation of Efimov universality across a nonuniversal Feshbach resonance in ³⁹K, *Phys. Rev. Lett.* **125**, 243401 (2020).
- [40] E. Braaten and H.-W. Hammer, Universality in few-body systems with large scattering length, *Physics Reports* **428**, 259 (2006).
- [41] T. Weber, J. Herbig, M. Mark, H.-C. Nägerl, and R. Grimm, Bose-Einstein condensation of cesium, *Science* **299**, 232 (2003).
- [42] F. Ferlaino, A. Zenesini, M. Berninger, B. Huang, H.-C. Nägerl, and R. Grimm, Efimov resonances in ultracold quantum gases, *Few-Body Syst.* **51**, 113 (2011).
- [43] J. P. D’Incao, Few-body physics in resonantly interacting ultracold quantum gases, *J. Phys. B: At. Mol. Opt. Phys.* **51**, 043001 (2018).
- [44] R. Hermsmeider, J. Klos, S. Kotochigova, and T. V. Tscherbul, Quantum spin state selectivity and magnetic tuning of ultracold chemical reactions of triplet alkali-metal dimers with alkali-metal atoms, *Phys. Rev. Lett.* **127**, 103402 (2021).
- [45] T. V. Tscherbul and R. V. Krems, Tuning bimolecular chemical reactions by electric fields, *Phys. Rev. Lett.* **115**, 023201 (2015).
- [46] S. Haze, J. P. D’Incao, D. Dorer, J. Li, M. Deiß, E. Tiemann, P. S. Julienne, and J. Hecker Denschlag, Energy scaling of the product state distribution for three-body recombination of ultracold atoms, *Phys. Rev. Res.* **5**, 013161 (2023).
- [47] C. L. Blackley, C. R. Le Sueur, J. M. Hutson, D. J. McCarron, M. P. Köppinger, H.-W. Cho, D. L. Jenkin, and S. L. Cornish, Feshbach resonances in ultracold ⁸⁵Rb, *Phys. Rev. A* **87**, 033611 (2013).
- [48] T. Köhler, K. Góral, and P. S. Julienne, Production of cold molecules via magnetically tunable Feshbach resonances, *Rev. Mod. Phys.* **78**, 1311 (2006).
- [49] In order to meet this regime, certain conditions need to be met. First, the considered molecular state must be bound weakly enough, so that the molecular size is not much smaller than the van der Waals length. Second, spin admixtures due to spin-

exchange interaction in the two-atom collision wavefunction need to be negligible for atomic distances larger than about one half of the van der Waals length. These conditions are well fulfilled for weakly bound states for Rb, but not for Li [?].

- [50] Furthermore, the level has rotational angular momentum $L_R = 0$ and its vibrational quantum number is $v = -3$, counting down from the $f_a = f_b = 3$ atomic threshold, starting with $v = -1$ for the most weakly-bound state. The vibrational levels for $|\uparrow\rangle$ states are counted analogously, however, starting from the $f_a = f_b = 2$ atomic threshold.
- [51] This argument is closely linked to a spin conservation propensity rule that was observed in recent work of ours [29], stating that the three-body recombination process for Rb conserves the hyperfine spin state of the atom pair forming the molecule.
- [52] P. O. Fedichev, M. W. Reynolds, and G. V. Shlyapnikov, Three-body recombination of ultracold atoms to a weakly bound s level, *Phys. Rev. Lett.* **77**, 2921 (1996).
- [53] J. P. D’Incao, H. Suno, and B. D. Esry, Limits on universality in ultracold three-boson recombination, *Phys. Rev. Lett.* **93**, 123201 (2004).
- [54] B. S. Rem, A. T. Grier, I. Ferrier-Barbut, U. Eismann, T. Langen, N. Navon, L. Khaykovich, F. Werner, D. S. Petrov, F. Chevy, and C. Salomon, Lifetime of the Bose gas with resonant interactions, *Phys. Rev. Lett.* **110**, 163202 (2013).
- [55] J. Wang, J. P. D’Incao, and C. H. Greene, Numerical study of three-body recombination for systems with many bound states, *Phys. Rev. A* **84**, 052721 (2011).
- [56] R. Chapurin, X. Xie, M. J. Van de Graaff, J. S. Popowski, J. P. D’Incao, P. S. Julienne, J. Ye, and E. A. Cornell, Precision test of the limits to universality in few-body physics, *Phys. Rev. Lett.* **123**, 233402 (2019).
- [57] For the scattering calculations we need to calculate the three-body potentials and diabatic couplings up to a hyperradius at least an order of magnitude larger than the scattering length, all at a high resolution in length. Therefore, performing scattering calculations become increasingly difficult as we approach the Feshbach resonance, where the scattering length diverges.
- [58] M. Zaccanti, B. Deissler, C. D’Errico, M. Fattori, M. Jonas-Lasinio, S. Müller, G. Roati, M. Inguscio, and G. Modugno, Observation of an Efimov spectrum in an atomic system, *Nat. Phys.* **5**, 586 (2009).
- [59] J. Li, P. S. Julienne, J. Hecker Denschlag, and J. P. D’Incao, Spin hierarchy in van der Waals molecule formation via ultracold three-body recombination (2024), arXiv:2407.18567 [physics.atom-ph].
- [60] H. Suno, B. D. Esry, C. H. Greene, and J. P. Burke, Three-body recombination of cold helium atoms, *Phys. Rev. A* **65**, 042725 (2002).
- [61] C. Strauss, T. Takekoshi, F. Lang, K. Winkler, R. Grimm, J. Hecker Denschlag, and E. Tiemann, Hyperfine, rotational, and vibrational structure of the $a^3\Sigma_u^+$ state of $^{87}\text{Rb}_2$, *Phys. Rev. A* **82**, 052514 (2010).
- [62] J.-L. Li, P. S. Julienne, J. Hecker Denschlag, and J. P. D’Incao, Spin structure of diatomic van der Waals molecules of alkali atoms, in preparation.

METHODS

Preparation of ultracold atomic sample

The experimental sequence starts with capturing ^{85}Rb atoms in a magneto-optical trap. After a magnetic transport over 40 cm the atoms are subsequently loaded into an optical dipole trap where evaporative cooling is performed. They are then transported to the center of the Paul trap via a moving 1D-optical lattice. At the final stage of the sample preparation, the atoms are confined in a far-detuned crossed-dipole trap formed by 1064 nm lasers. The trapping frequency is $\omega_{x,y,z} = 2\pi \times (156, 148, 18) \text{ Hz}$. The resulting atom cloud consists of a pure sample in $(f_i, m_{f_i}) = (2, -2)$ hyperfine spin state with the typical particle number of 2.5×10^5 . The temperature of atoms is 860 nK. This temperature was chosen as it provided the strongest recombination signals at a reasonably cold temperature.

REMPI detection

In order to state-selectively detect the product molecules, we apply two-step resonance-enhanced multiphoton ionization (REMPI) with a cw-laser which has a linewidth of $\approx 1 \text{ MHz}$. The laser beam is roughly an equal mixture of σ - and π -polarized light. It has a power of 100 mW and a beam waist ($1/e^2$ radius) of 0.1 mm at the location of the atom cloud. We use identical photons for the two REMPI steps at a wavelength around 602 nm. For Figs. 2 and 3 the intermediate REMPI states are levels of $(2)^1\Sigma_u^+$ with $J' = 3$ for $|\uparrow\rangle$ states and $J' = 1$ for $|\downarrow\rangle$ states [29], where J' represents the total angular momentum excluding nuclear spin. The $J' = 1$ and $J' = 3$ levels are split by 2.9 GHz. The photoassociation laser frequency towards the intermediate level $J' = 1$ is $\nu_0 = 497603.591 \text{ GHz}$ at $B = 4.6 \text{ G}$. The binding energies of the experimentally observed molecular states in Figs. 2 and 3 are $4.7 \text{ GHz} \times h$ for $|\uparrow\rangle$, and span a range between 6.4 to $7.3 \text{ GHz} \times h$ for $|\downarrow\rangle$. Here, the binding energy is determined relative to the B -field dependent (4,2,2) threshold. For Fig. 4, the intermediate REMPI states are deeply-bound levels of $(2)^3\Pi_0^+$ with $J' = 1, 3, 5$ [29]. Here, $\nu_0 = 497831.928 \text{ GHz}$ is the photoassociation frequency towards $J' = 1$ at $B = 4.6 \text{ G}$. The binding energies of the molecular states observed in Figs. 4 (a) and (b) span a range between 0.6 and $12.6 \text{ GHz} \times h$. Again, the binding energy is determined relative to the (4,2,2) threshold. In general, the Zeeman effects of our intermediate states are negligible compared to the ones of the ground state. We make an effort to ensure that the REMPI efficiencies are similar for the states that we probe, also at various magnetic fields, but a precise calibration of the REMPI efficiency has not been done yet. We note that the first REMPI step is generally not saturated.

When ions are produced via REMPI, they are directly trapped and detected in an eV-deep Paul trap which is centered on the atom cloud. Elastic atom-ion collisions inflict tell-tale atom loss while the ions remain trapped. From the atom loss

which is measured via absorption imaging of the atom cloud the ion number can be inferred, for details see [29]. From the ion numbers and the interaction time we obtain an ion production rate (i.e. the molecular detection rate) which is generally proportional to the state-selective molecular production rate and the three-body recombination loss rate constant.

Model calculations

Our numerical simulations use the adiabatic hyperspherical representation approach where the coordinates of three particles are given in terms of the hyperradius R for the overall size of the system and a set of hyperangles Ω for the internal motion [39, 55, 56, 60]. The three-body Schrödinger equation is solved by adiabatically separating the hyperradial motion

$$\left[-\frac{\hbar^2}{2\mu} \frac{d^2}{dR^2} + U_v(R) \right] F_v(R) + \sum_{v'} W_{vv'}(R) F_{v'}(R) = E F_v(R), \quad (1)$$

from the internal motion

$$\hat{H}_{\text{ad}} \Phi_v(R; \Omega) = U_v(R) \Phi_v(R; \Omega), \quad (2)$$

where the hyperradius R appears only as a parameter. The diagonalization of the hyperangular adiabatic Hamiltonian \hat{H}_{ad} gives the three-body potentials U_v and the channel functions Φ_v , which are also used for computing the nonadiabatic couplings $W_{vv'}$, for the hyperradial equation.

In our model, the hyperangular adiabatic Hamiltonian reads

$$\hat{H}_{\text{ad}} = \frac{\hat{\Lambda}^2(\Omega) + 15/4}{2\mu R^2} \hbar^2 + \sum_{\substack{i,j=a,b,c \\ i \neq j}} \hat{V}_{ab}(R, \Omega) + \sum_{i=a,b,c} \hat{H}_i^{\text{sp}}(B), \quad (3)$$

where $\hat{\Lambda}$ denotes the hyperangular momentum operator [55, 60] and $\mu = m/\sqrt{3}$ is the reduced mass of three identical atoms of mass m . The atomic spin Hamiltonian \hat{H}_i^{sp} for atom i contains the hyperfine and Zeeman interaction, and to a very good approximation within the present work its eigenstates are $|f_i, m_{f_i}\rangle$. For two Rb atoms (e.g., i and j) of the $5S_{1/2} + 5S_{1/2}$ asymptote, the pairwise interaction \hat{V}_{ij} can be expressed in terms of the electronic singlet and triplet Born-Oppenheimer potentials. We use the potentials from Ref. [61] with an additional repulsive term C/r_{ij}^{12} to reduce the number of bound states in our simulation. Here, r_{ij} is the interatomic distance. Removing deeply bound states mitigates the computational hardship without affecting too much the results, as generally more deeply bound states play a less important role in the three-body recombination process [46]. The truncation of the potentials shall be explained in more

detail in a separate publication [62]. In brief, two parameters C (C_s and C_t) are adjusted individually for the truncated singlet and triplet potentials so that they contain 6 and 5 s -wave bound states, respectively, and so that the known singlet and triplet scattering lengths are reproduced. Additional fine-tuning of the two C parameters together with the atomic hyperfine splitting aims at reproducing the Feshbach resonance at about 155 G. As a result, the atomic hyperfine splitting is reduced by about 5% compared to the literature value. We use $C_s = (0.3242030 r_{\text{vdw}})^6 \cdot C_6$ and $C_t = (0.3258900 r_{\text{vdw}})^6 \cdot C_6$, where $r_{\text{vdw}} = \frac{1}{2} \left(\frac{m C_6}{\hbar^2} \right)^{1/4}$ is the van der Waals length and C_6 is the van der Waals coefficient.

Interactions between the particles and with the external magnetic field B couple various angular momenta. Therefore, the incoming spin channel $|2, -2\rangle|2, -2\rangle|2, -2\rangle$ can in principle be coupled to a range of spin channels $|f_a, m_{f_a}\rangle|f_b, m_{f_b}\rangle|f_c, m_{f_c}\rangle$, where f_i can be 2 or 3. We essentially only have the restriction that $M_{\text{tot}} = m_{f_a} + m_{f_b} + m_{f_c}$ is conserved, as long as spin-spin interaction can be neglected. However, motivated by previous work [29], where we found a spin conservation propensity rule in three-body recombination of Rb atoms we restrict the spin of the third atom to be $|f_c, m_{f_c}\rangle = |2, -2\rangle$ in our calculations. One reason for this restriction could be that the third atom (c) interacts mainly mechanically with the other two, (a, b), while they are forming a molecule. This approximation leads to a model of five coupled three-body channels with the quantum numbers $(F, f_a, f_b) = (4, 2, 2), (4, 3, 2), (4, 3, 3), (5, 3, 2), \text{ and } (6, 3, 3)$.

SUPPLEMENTAL MATERIALS

Feshbach resonance at 155 Gauss

The s -wave Feshbach resonance used in this work is located at 155.3 G. It couples the incoming $(F, f_a, f_b, m_F) = (4, 2, 2, -4)$ state and the closed-channel bound state $(F, f_a, f_b, m_F) = (4, 3, 3, -4)$. The scattering length across the Feshbach resonance is well characterized by the relation $a(B) = a_{\text{bg}}(1 - \frac{\Delta B}{B - B_0})$. Here, $a_{\text{bg}} = -443a_0$, $\Delta B = 10.9$ G, $B_0 = 155.3$ G is the background scattering length, the width and the position of the resonance [47]. The scattering length is shown in Fig. S1.

Temperature dependence of L_3

The scaling of $L_3 \propto a^4$ is better perceivable at lower temperatures. In Fig. S2, we compare the L_3 for the $|\uparrow\rangle(-3, 4)$ state at 80 nK with the 860 nK result presented in the main manuscript. The Efimov resonance at about 140 G perturbs the overall scaling. At 150 G the L_3 value for 80 nK is again close to the a^4 prediction.

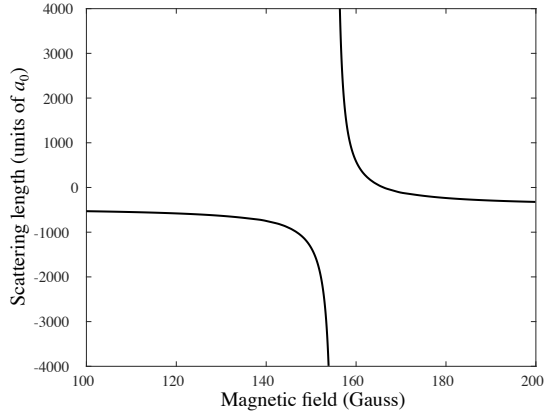


Fig. S 1. Scattering length in the vicinity of the s -wave Feshbach resonance. The scattering length in units of Bohr radius is plotted as a function of magnetic field.

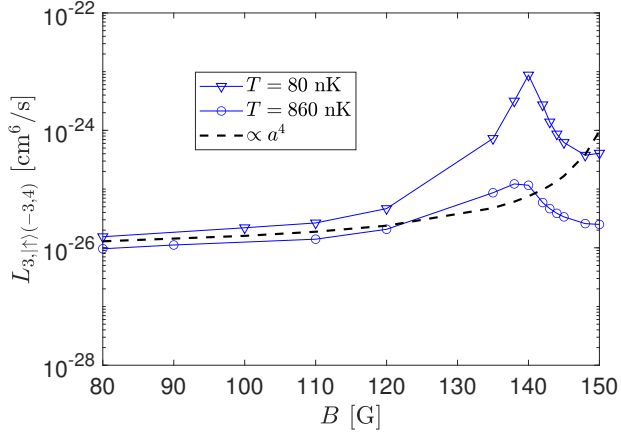


Fig. S 2. The three-body recombination rate constant L_3 for the $|\uparrow\rangle(-3,4)$ state at 80 nK is compared to that at 860 nK. The dashed line indicates the $L_3 \propto a^4$ scaling.