

Phonon-induced modification of polaritonic Rabi oscillations in the presence of the dark excitonic condensate

Adham Alkady,¹ Victor Fleurov,² and Anatoly Kuklov¹

¹*Department of Physics & Astronomy, College of Staten Island and the Graduate Center of CUNY, Staten Island, NY 10314*

²*Raymond and Beverly Sackler Faculty of Exact Sciences,
School of Physics and Astronomy, Tel-Aviv University - Tel-Aviv 69978, Israel*

Optically inactive (dark) excitons are characterized by relatively long life time, and therefore are desirable candidates for realizing collective excitonic phases. However, a detection of their coherence by light is problematic. Here we propose a method for detecting a dark excitonic condensate. It relies on the interaction between excitons and phonons responsible for the interconversion between bright and dark excitons. As long as the dark condensate forms, the Rabi oscillations between phonons and bright excitons can become strongly modified. The analysis is conducted in the limit of weak interaction, and the perspective for the case of the strong interaction leading to the polaronic effect is discussed.

Introduction and motivation.—In contrast to the bright excitons, dark excitons cannot be created directly by light. Two typical examples are i) momentum forbidden excitons existing at a momentum $|\mathbf{q}_0|$ which is much larger than that of an incoming photon, and ii) excitons requiring spin flips which cannot be induced by photons. A detailed account of the excitonic properties with the focus on i) and ii) in transition metal dichalcogenides is presented in Ref.[1]. Dark exciton can normally persist much longer than the bright one [2], and this creates an attractive perspective for realizing collective states of the excitonic ensembles such as Bose-Einstein condensates [3, 4] and other strongly interacting collective phases of light (see in Ref.[5]). Various methods are used to detect such excitons (see, e.g., in Refs. [6, 7]). One option stems from the two-exciton interconversion facilitated by the Coulomb interaction—when two bright ones transform into two dark and back. Accordingly, the photoluminescence should demonstrate coherent oscillations as a signature for the excitonic condensate undergoing the dark-bright Josephson-type oscillations [8]. Furthermore, dark excitons are normally characterized by energy smaller than the bright ones. Thus, the formation of the

bright excitonic order is obstructed by the conversion into the dark excitons as observed in Refs. [9, 10]. It was not, however, possible to resolve the nature of the dark excitonic ensemble in these experiments. No mechanism was also proposed for the fast speed of the conversion.

Here we propose a method probing directly the coherence of the dark excitons. It is based on observing a significant modification of the polaritonic Rabi oscillations between a photon and a bright exciton in the presence of the dark excitonic condensate. The key element is the interaction with phonons responsible for the bright-dark conversion. While in the absence of the dark condensate this interaction simply induces a decay of the Rabi oscillations, the nature of the oscillations changes dramatically once the dark condensate emerges. The effect can be viewed as the formation of the polaritonic-type state between the phonon and the bright exciton which interferes with the polariton between the photon and the bright exciton. This proposal is quite generic regardless of the specifics of the band structure and symmetries.

Hamiltonian.—The most relevant terms in the Hamiltonian describing conversion of a photon \hat{p}, \hat{p}^\dagger into a bright exciton \hat{b}, \hat{b}^\dagger and, then, to the dark one \hat{d}, \hat{d}^\dagger with the help of a phonon \hat{c}, \hat{c}^\dagger are

$$H = \sum [\omega_p \hat{p}^\dagger \hat{p} + \omega_b \hat{b}^\dagger \hat{b} + \omega_d \hat{d}^\dagger \hat{d} + \omega_c \hat{c}^\dagger \hat{c} - g_p (\hat{b}^\dagger \hat{p} + \hat{p}^\dagger \hat{b}) - g_c (\hat{d}^\dagger \hat{b} + \hat{b}^\dagger \hat{d})(\hat{c}^\dagger + \hat{c})], \quad (1)$$

where the summations over the momenta and polarizations as well as the hats are skipped. Here $\omega_p, \omega_b, \omega_d, \omega_c$ are spectra of a photon, bright exciton, dark exciton and phonon, respectively; g_p stands for the excitonic dipole transition matrix element (directions are ignored) and g_c is the phonon interaction constant. Here we will consider the situation $\omega_d < \omega_b$. The Hamiltonian (1) is written in the Rotating Wave Approximation (RWA) with respect to photons and bright excitons. Its validity is

limited by the condition $|g_p| \ll \omega_{p,b}$. This Hamiltonian conserves the total number of photons and excitons $N_{ex} = \sum [\hat{p}^\dagger \hat{p} + \hat{b}^\dagger \hat{b} + \hat{d}^\dagger \hat{d}]$. Thus, it is possible to introduce the chemical potential μ as $H \rightarrow H - \mu N_{ex}$ and set $\mu = \omega_d$. Accordingly, in what follows $\omega_p \rightarrow \omega_p - \omega_d$ and $\omega_b \rightarrow \omega_b - \omega_d$. The term $\sim g_p$ is responsible for the celebrated polaritonic effect resulting in the superposition of photons and bright excitons leading to the polaritonic Rabi oscillations. The term $\sim g_c$ induces the

decay of these oscillations at the rate γ determined by the Fermi Golden rule as $\gamma \sim g_c^2$ for small g_c . We focus on the situation when the dark excitons form the coherent condensate at some momentum \mathbf{q}_0 . Then, the operators d, d^\dagger can be replaced by the c -numbers $d \rightarrow \sqrt{n_d}e^{i\phi}$ and $d^\dagger \rightarrow \sqrt{n_d}e^{-i\phi}$, where n_d, ϕ stands for the dark condensate density and the phase, respectively. In what follows we will keep $\phi = 0$. Furthermore, we will consider the interaction with phonons as weak and simplify the description by applying the RWA with respect to the phonons. Accordingly, the Hamiltonian (1) can be written as

$$H = \sum \left[\omega_p p^\dagger p + \omega_b b^\dagger b + \omega_c c^\dagger c - g_p (b^\dagger p + p^\dagger b) - \tilde{g}_c (c^\dagger b + b^\dagger c) \right], \quad (2)$$

where $\tilde{g}_c = g_c \sqrt{n_d}$, and the operators c, c^\dagger refer to the the momentum $-\mathbf{q}_0$ compensating for the insufficiency of the momenta of the photon and the bright exciton. [The existence of several valleys for the dark exciton is ignored]. The Hamiltonian (2) describes the interplay between two coherent mixings—photons with bright excitons and phonons with bright excitons. The resulting change of the Rabi oscillations is discussed below.

Polaritonic oscillations: $n_d = 0$.—Polaritonic Rabi oscillations have been first observed in fluorescence from indirect excitons in AgBr in magnetic field in Ref.[11], albeit with quite fast decay. The time resolved oscillations of light emission from polaritons in quantum wells GaAs/Al_{1-x}Ga_x was studied experimentally in Ref.[12] and explained theoretically in Ref.[13]. More recently, a much more distinct visibility has been achieved in the compound In_{0.04}Ga_{0.96}As in Ref [14]. Here we, first, describe the standard polaritonic oscillations in the case $n_d = 0$ (that is, $\tilde{g}_c = 0$ in (2)), and, then will discuss their modification at finite n_d .

The spectrum and the eigenstates respectively are $\omega_\pm = \frac{\omega_p + \omega_b \pm \sqrt{(\omega_b - \omega_p)^2 + 4g_p^2}}{2}$ and

$$|\omega_\pm\rangle = \frac{1}{\sqrt{1 + (\omega_p - \omega_\pm)^2/g_p^2}} \begin{pmatrix} 1 \\ (\omega_p - \omega_\pm)/g_p \end{pmatrix}. \quad (3)$$

An arbitrary state $|t\rangle$ at time t can be expanded as $|t\rangle = C_+|\omega_+\rangle e^{-i\omega_+t} + C_-|\omega_-\rangle e^{-i\omega_-t}$ with $|C_+|^2 + |C_-|^2 = 1$, with the initial condition $|t = 0\rangle = \begin{pmatrix} 1 \\ 0 \end{pmatrix} = C_+|\omega_+\rangle + C_-|\omega_-\rangle$ corresponding to one photon at $t = 0$. The probability to observe the photon at $t > 0$ becomes $\mathcal{P}(t) = |\langle t = 0 | t \rangle|^2$, that is,

$$\mathcal{P}(t) = 1 - 2|C_+|^2|C_-|^2 [1 - \cos[(\omega_+ - \omega_-)t]], \quad (4)$$

where $C_+ = \frac{\omega_- - \omega_p}{\omega_- - \omega_+} \sqrt{1 + (\omega_p - \omega_+)^2/g_p^2}$, $C_- = \frac{\omega_p - \omega_+}{\omega_- - \omega_+} \sqrt{1 + (\omega_p - \omega_-)^2/g_p^2}$. Rabi oscillations, Eq.(4), take a very simple form at the resonance, $\omega_p = \omega_b$, as

$\mathcal{P}(t) = [1 + \cos(2g_p t)]/2$. If the decay of the exciton is taken into account, this probability will acquire a real exponential factor $\exp(-\gamma t)$.

As long as the dark condensate is formed, the Rabi frequencies tripple, and this leads to a wide variety of patterns in $\mathcal{P}(t)$ which are sensitive to the condensate density n_d .

Polaritonic oscillations at finite n_d .—The Hamiltonian (2) can be represented as the 3×3 matrix in the Hilbert

space $|s\rangle = \begin{pmatrix} p \\ b \\ c \end{pmatrix}$, where p, b, c represent, respectively,

a photon, a bright exciton and a phonon. Thus, the spectrum is determined by

$$\begin{vmatrix} \omega - \omega_p & g_p & 0 \\ g_p & \omega - \omega_b & \tilde{g}_c \\ 0 & \tilde{g}_c & \omega - \omega_c \end{vmatrix} = 0, \quad (5)$$

or

$$(\omega - \omega_p) [(\omega - \omega_b)(\omega - \omega_c) - \tilde{g}_c^2] - g_p^2(\omega - \omega_c) = 0, \quad (6)$$

with three eigenstates

$$|\omega\rangle = \frac{1}{\sqrt{1 + A^2 + B^2}} \begin{pmatrix} 1 \\ A \\ B \end{pmatrix}, \quad (7)$$

where $\omega = \omega_{1,2,3}$ are the roots of Eq.(6) and $A = \frac{\omega_p - \omega}{g_p}$, $B = \frac{\tilde{g}_c(\omega_p - \omega)}{g_p(\omega_c - \omega)}$. Using the initial condition corresponding

to one photon at $t = 0$, that is, $|t = 0\rangle = \begin{pmatrix} 1 \\ 0 \\ 0 \end{pmatrix}$, the

probability $\mathcal{P}(t)$ becomes

$$\mathcal{P}(t) = 1 - 2 \sum_{i>j} |C_i|^2 |C_j|^2 [1 - \cos[(\omega_i - \omega_j)t]], \quad (8)$$

where $C_i, i = 1, 2, 3$ are the expansion coefficients in $|t\rangle = \sum_i C_i |\omega_i\rangle$ satisfying $\sum_i |C_i|^2 = 1$, $\sum_i C_i |\omega_i\rangle = |t = 0\rangle$.

The triple resonance: photon-exciton-phonon.—Let's start from the case $\omega_p = \omega_b = \omega_c$. [We remind that ω_p, ω_b are counted from ω_d]. In this case, the eigenenergies and eigenstates, respectively, are $\omega_1 = \omega_p, \omega_2 = \omega_p + \Delta, \omega_3 = \omega_p - \Delta$, with $\Delta = \sqrt{g_b^2 + \tilde{g}_c^2}$ and

$$|1\rangle = \frac{1}{\Delta} \begin{pmatrix} \tilde{g}_c \\ 0 \\ -g_p \end{pmatrix}, |2\rangle = \frac{1}{\sqrt{2}\Delta} \begin{pmatrix} g_p \\ -\Delta \\ \tilde{g}_c \end{pmatrix}, |3\rangle = \frac{1}{\sqrt{2}\Delta} \begin{pmatrix} g_p \\ \Delta \\ \tilde{g}_c \end{pmatrix}, \quad (9)$$

Then, the probability \mathcal{P} becomes as

$$\mathcal{P}(t) = \frac{|\tilde{g}_c^2 + g_p^2 \cos(\Delta t)|^2}{\Delta^4}. \quad (10)$$

The maxima $\mathcal{P} = 1$ occur at $\Delta t_n = 2\pi n, n = 0, 1, 2, \dots$ and the minima $\mathcal{P} = \left(\frac{g_c^2 - g_p^2}{\tilde{g}_c^2 + g_p^2}\right)^2$ at $\Delta t_n = \pi(2n + 1), n =$

0, 1, 2, ... in the case $|\tilde{g}_c| > |g_p|$. In the opposite limit the minima $\mathcal{P} = 0$ occur at $\Delta t_n = \arccos(-\tilde{g}_c^2/g_p^2) + 2\pi n$. Eq.(10) gives a way to measure n_d .

General case .— It is convenient to consider the fol-

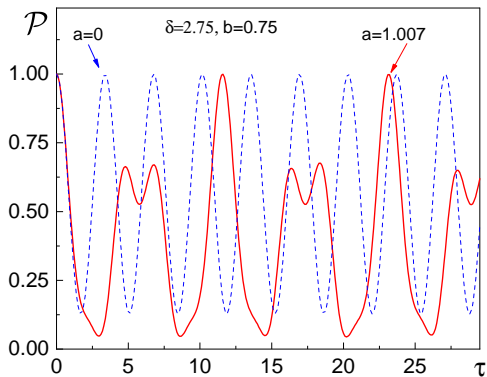


FIG. 1. $\mathcal{P}(\tau)$ for the parameters shown close to the graphs. The dashed line represents oscillations at $a = 0$ which correspond to the standard polaritonic Rabi oscillations. The solid line describes the oscillations at finite density n_d .

lowing parametrization: $\omega_c = \omega_0 + \delta_c$, where ω_0 coincides with one of the eigenfrequencies in the case $g_c = 0$, say,

$$\omega_c = \frac{\omega_p + \omega_b - \sqrt{(\omega_p - \omega_b)^2 + 4g_p^2}}{2} + \delta_c, \quad (11)$$

and δ_c stands for a deviation from this reference point. Introducing the dimensionless quantities z, y, τ as $z = (\omega_p - \omega_b)/(\omega_p - \omega_c)$, $\omega = (2\omega_p - \omega_b - \omega_c)(y - 1/3) + \omega_p$ and $\tau = (2\omega_p - \omega_b - \omega_c)t$, Eq.(6) becomes

$$y^3 + py + q = 0, \quad (12)$$

$$p = -\frac{1}{3} - a - b + \frac{z}{(1+z)^2}, \quad q = -\frac{1}{27} - \frac{p}{3} - \frac{b}{1+z},$$

$$z = -1 + \frac{4 + 2\delta}{1 \pm \sqrt{1 + 4b\frac{2+\delta}{1+\delta}}}, \quad (13)$$

where

$$b = \frac{g_p^2}{(2\omega_p - \omega_b - \omega_c)^2}, \quad a = \frac{g_c^2}{g_p^2} b n_d, \quad \delta = \frac{\delta_c}{\omega_p - \omega_c}. \quad (14)$$

These three dimensionless parameters $a \sim n_d, b, \delta$ fully define all the options. Unless otherwise stated, in what follows we will be using "+" in the denominator of Eq.(13). The approach where the independent parameters are z, a, δ is equally possible. In general, various time patterns resulting from the three combinations $|\omega_i - \omega_j|$ can be observed. One example is shown in Fig. 1. Such a qualitative difference between the cases $n_d = 0$ (that is, $a = 0$) and $n_d \neq 0$ (that is, $a \neq 0$) can serve as an indication for the presence of the dark excitonic condensate. Extracting the values of n_d can be done from several measurements and, then, by fitting the resulting patterns by the parameters of the above model.

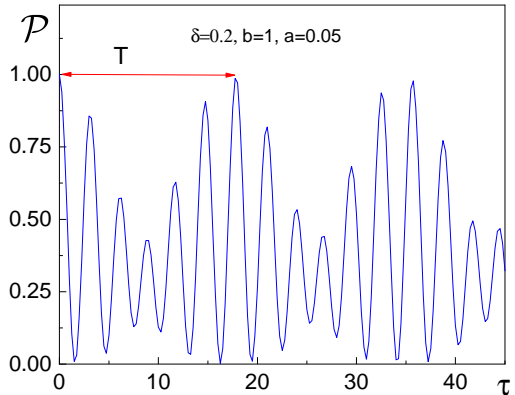


FIG. 2. The modulation of the oscillations for the parameters shown above the plot; $a_0 = 1.531$.

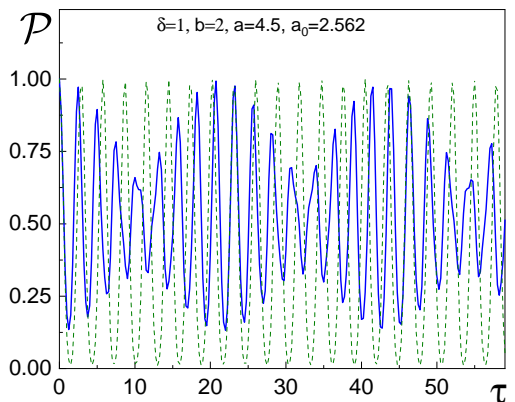


FIG. 3. The modulation of the oscillations for the parameters shown above the plot. The solid line corresponds to $a = 4.5$; dashed line represents oscillations for $a = a_0$.

It is instructive to consider a feature occurring due to the existence of points in the space of the parameters a, b, δ where one root of Eq.(12) is zero (and the other two roots become $y_{\pm} = \pm\sqrt{-p}$). This corresponds to the condition $q = 0$, that is,

$$a = a_0 = -\frac{2}{9} + \frac{z}{(1+z)^2} + \frac{2-z}{1+z}b, \quad (15)$$

provided $a_0 > 0$. At this point there are two frequencies only, $\sqrt{-p}$ and $2\sqrt{-p}$, contributing to $\mathcal{P}(t)$ dynamics, as long as $p < 0$. Accordingly, the pattern will be strictly periodic with the period $2\pi/\sqrt{-p}$ which is not distinctly different from the case $n_d = 0$. However, once a deviates from a_0 , all three harmonics contribute and, depending on $|a - a_0|/\sqrt{-p}$, a modulation of the harmonics of $\sqrt{-p}$

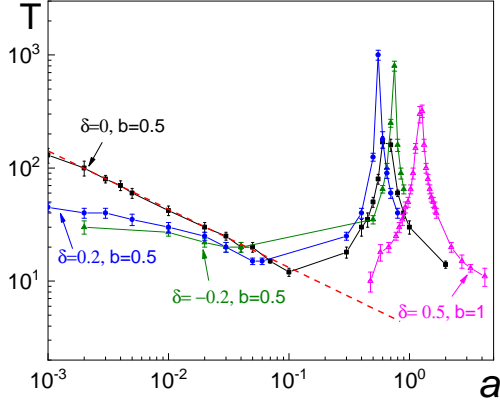


FIG. 4. The period of the longest time modulation as a function of the parameter $a \sim n_d$ for several values of b and δ . The singularities occur at the points where $a = a_0$.

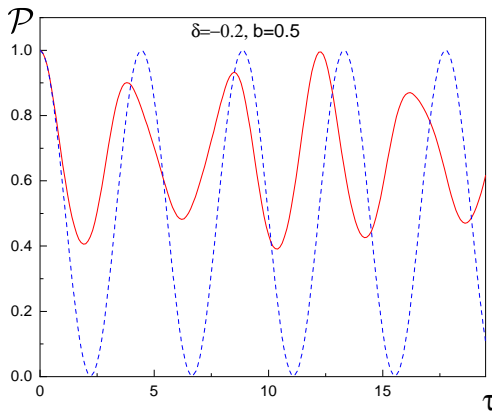


FIG. 5. Rabi oscillations at finite n_d (solid line for $a = 2.5$, that is, $n_d \neq 0$) and at $a = 0$ (dashed line).

and $2\sqrt{-p}$ develops. An example of such modulations (beats) are shown in Figs. 2,3 with the period T of the modulation depending on the difference $|a - a_0|$ so that $T \rightarrow \infty$ as $a \rightarrow a_0$. Typical dependencies of T on $a \sim n_d$ for various δ and b are shown in Fig. 4. It is worth noting that for $\delta = 0$ (the data fit by the dashed line) the dependence on n_d is characterized by $T^{-1} \sim \sqrt{n_d}|g_c|$, that is, by about four orders of magnitude of the variation of the dark condensate density n_d .

Another feature, which is sensitive to the dark condensate density is the dependence on n_d of the offset from $\mathcal{P} = 0$ of the Rabi oscillations. Examples for this are represented in Figs. 3, 5. The difference $\delta\mathcal{P}_{\min}$ between the minimal values of \mathcal{P}_{\min} at $n_d = 0$ and $n_d \neq 0$ versus $a \sim n_d$ is shown in Fig. 6 for three sets of δ, b .

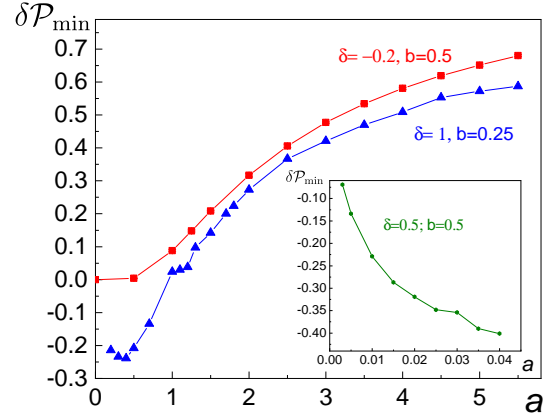


FIG. 6. The difference $\delta\mathcal{P}_{\min}$ versus $a \sim n_d$ for the values b, δ shown close to each plot for the sign "+" in Eq.(13). Inset: the data for the sign "-" in Eq.(13).

Discussion.—The proposed method for detecting the dark excitonic condensate relies on single-phonon processes inducing the conversion between bright and dark excitons. Here we considered a simplified situation when both excitons are singlet. However, as discussed in Refs.[15], phonons can also induce spin flips. Thus, in some situations phonons can be responsible for the conversion between singlet bright and triplet dark excitons.

Practically, among the three dimensionless parameters a, b, δ introduced above, Eqs.(11–14), there are two tuning "knobs"—the difference $\delta_p = \omega_p - \omega_b$ between the photon and the bright exciton energies (which can be changed by adjusting the resonance condition in the cavity), and the intensity of the incoming light which controls the dark-condensate density n_d . This allows varying the dimensionless parameters within a relatively large margins.

Validity of the RWA with respect to the phonons is limited by the condition $\tilde{g}_c^2 \ll \omega_b\omega_c$. It is worth mentioning that this requirement does not contradict to the limits $a \gg 1$ or $b \gg 1$. Indeed, as Eq.(14) indicates, large values of a, b are possible when, e.g., $\omega_p < \omega_b$, while $\omega_c < \omega_p$ when $z \rightarrow -1$. Once \tilde{g}_c becomes comparable to $\omega_b\omega_c$, the RWA with respect to the phonons is violated because of the polaronic effect. Then, the created bright exciton can lower significantly its energy due to the polaronic shift. This can disrupt the Rabi oscillations and lead to the fast conversion into the dark exciton. In this case, the full Hamiltonian (1) must be used, and the numerical diagrammatic approach developed in Refs.[16–18] must be applied, which is a subject of a future work. Here we conjecture that such a polaronic effect has already been observed in the experiments Refs.[9, 10].

Summary.—We have proposed a method for detecting the dark excitonic condensate based on the strong modification of the standard polaritonic Rabi oscillations. In the presence of the dark condensate the phonons become entangled with the bright excitons leading to the polariton-type effect between the phonon and the bright exciton. This endows Rabi oscillations with features dependent on the dark condensate density. In particular, such a feature is the modulation (beatings) of the polaritonic oscillations, with the longest period strongly dependent on the condensate density. Another feature is the offset of the oscillations. The presented results relying on weak interaction with phonons can be naturally extended to the case of the strong interaction leading to the polaronic effect.

Acknowledgments.—This work was supported by the National Science Foundation under the grant DMR-2335905. We thank Boris Svistunov for expressing interest in the results and the perspectives for future work.

-
- [1] E. Malic, M. Selig, M. Feierabend, S. Brem, D. Christiansen, F. Wendler, A. Knorr, and G. Berghäuser, *Dark excitons in transition metal dichalcogenides*, Phys. Rev. Mat. **2**, 014002 (2018); 10.1103/PhysRevMaterials.2.014002.
- [2] Y. Tang, K. F. Mak, J. Shan, *Long valley lifetime of dark excitons in single-layer WSe₂*, Nat. Commun. **10**, 4047 (2019); <https://doi.org/10.1038/s41467-019-12129-1>.
- [3] L.V. Keldysh, and Y.V. Kopaev, *Possible instability of the semimetallic state with respect to coulombic interaction*, Fiz. Tverd. Tela. **6**, 2791 (1964) [Sov. Phys. Solid State, **6**, 2219 (1965)].
- [4] S.A. Moskalenko, D.W. Snoke, *Bose-Einstein condensation of excitons and biexcitons and coherent nonlinear optics with excitons*, Cambridge University press 2000, (ISBN 0-521-58099-4).
- [5] I. Carusotto, C. Ciuti, *Quantum fluids of light*, Rev. Mod. Phys. **85**, 299-366 (2013); 10.1103/RevModPhys.85.299.
- [6] R. Wallauer, R. Perea-Causin, L. Münster, S. Zającz, S. Brem, J. Güdde, K. Tanimura, Kai-Qiang Lin, R. Huber, E. Malic, and U. Höfer, *Momentum-Resolved Observation of Exciton Formation Dynamics in Monolayer WS₂*, Nano Lett. **21**, 58675873 (2021); <https://doi.org/10.1021/acs.nanolett.1c01839>.
- [7] A. Wanga, X. Jiangb, Q. Zhenga, H. Petekc, and J. Zhaoa, *Ultrafast many-body bright-dark exciton transition in anatase TiO₂*, PNAS **120**, e2307671120 (2023); <https://doi.org/10.1073/pnas.2307671120>.
- [8] R. Combescot and M. Combescot, *Gray BCS Condensate of Excitons and Internal Josephson Effect*, Phys. Rev. Lett. **109**, 026401 (2012); doi.org/10.1103/PhysRevLett.109.026401.
- [9] M. Kubouchi, K. Yoshioka, R. Shimano, A. Mysyrowicz, and M. Kuwata-Gonokami, *Study of Orthoexciton-to-Paraexciton Conversion in Cu₂O by Excitonic Lyman Spectroscopy*, Phys. Rev. Lett. **94**, 016403 (2005); doi.org/10.1103/PhysRevLett.94.016403.
- [10] N. W. Sinclair, J. K. Wuenschell, Z. Vörös, B. Nelsen, D. W. Snoke, M. H. Szymanska, A. Chin, J. Keeling, L. N. Pfeiffer, and K. W. West, *Strain-induced darkening of trapped excitons in coupled quantum wells at low temperature*, Phys. Rev. **B 83**, 245304 (2011); <https://doi.org/10.1103/PhysRevB.83.245304>.
- [11] V. Langer, H. Stolz, and W. von der Osten, *Observation of Quantum Beats in the Resonance Fluorescence of Free Excitons*, Phys. Rev. Lett., **64**, 854 (1990); doi.org/10.1103/PhysRevLett.64.854
- [12] T. B. Norris, J.-K. Rhee, C.-Y. Sung, Y. Arakawa, M. Nishioka, C. Weisbuch, *Time-resolved vacuum Rabi oscillations in a semiconductor quantum microcavity*, Phys. Rev. **B 50**, 14663 (1994); <https://doi.org/10.1103/PhysRevB.50.14663>
- [13] V. Savona, C. Weisbuch, *Theory of time-resolved light emission from polaritons in a semiconductor microcavity under resonant excitation*, Phys. Rev. **B 54**, 10835 (1996); <https://doi.org/10.1103/PhysRevB.54.10835>
- [14] L. Dominici, D. Colas, S. Donati, J. P. Restrepo Cuartas, M. De Giorgi, D. Ballarini, G. Guirales, J. C. Lopez Carreno, A. Bramati, G. Gigli, E. del Valle, F. P. Laussy, and D. Sanvitto, *Ultrafast Control and Rabi Oscillations of Polaritons*, Phys. Rev. Lett. **113**, 226401 (2014); 10.1103/PhysRevLett.113.226401
- [15] M. Nirmal, D. J. Norris, M. Kuno, M. G. Bawendi, Al. L. Efros, M. Rosen, *Observation of the "Dark Exciton" in CdSe Quantum Dots*, Phys. Rev. Lett. **75**, 3728 (1995); <https://doi.org.ezproxy.gc.cuny.edu/10.1103/PhysRevLett.75.3728>
- [16] N. Prokofev, and B. Svistunov, *Polaron Problem by Diagrammatic Quantum Monte Carlo*, Phys. Rev. Lett. **81**, 2514(1998); doi.org/10.1103/PhysRevLett.81.2514
- [17] A. S. Mishchenko, N. Nagaosa, N.V. Prokofev, A. Sakamoto, and B.V. Svistunov, *Optical Conductivity of the Fröhlich Polaron*, Phys. Rev. Lett. **91**, 236401(2003); doi.org/10.1103/PhysRevLett.91.236401.
- [18] O. Goulko, A. S. Mishchenko, L. Pollet, N. Prokofev, and B. Svistunov, *Numerical analytic continuation: Answers to well-posed questions*, Phys. Rev. **B 95**, 014102 (2017); DOI: 10.1103/PhysRevB.95.014102