

Motion-driven quantum dissipation in an open electronic system with nonlocal interaction

Yang Wang¹, Ruanjing Zhang², and Feiyi Liu^{3,*}

¹School of Big Data and Basic Science, Shandong Institute of Petroleum and Chemical Technology, Dongying, 257061, China

²Institute of Theoretical Physics, School of Science, Henan University of Technology, Zhengzhou, 450001, China

³School of Physics and Electronic Science, Chuxiong Normal University, Chuxiong, 675000, China

*fyliu@cxtc.edu.cn

ABSTRACT

In this paper, we study excitations and dissipation in two infinite parallel metallic plates with relative motion. We model the degrees of freedom of the electrons in both plates using the 1+2 dimensional Dirac field and select a nonlocal potential to describe the interaction between the two plates. The internal relative motion is introduced via a Galilean boost, assuming one plate slides relative to the other. We then calculate the effective action of the system and derive the vacuum occupation number in momentum space using a perturbative method. The numerical plots show that, as a function of momentum the vacuum occupation number is isotropic for a motion speed $v = 0$ and anisotropic for nonzero v . Due to energy transfer between the plates, the process of relative motion induces on-shell excitations, similar to the dissipative process of the Schwinger effect. Therefore, we can study the motion-induced dissipation effects and the dissipative forces via quantum action. The numerical results demonstrate that both the imaginary part of the quantum action for the motion boost and the dissipative force have a threshold as a function of v , and both are positively correlated with v .

1 Introduction

The study of open quantum systems (OQS) has gained significant attention over the decades in the field of condensed matter physics¹. An important feature of an OQS is dissipation and its related dynamics that arise when the system is coupled with an environment. For such OQSs, one can partially trace over the degrees of freedom of the environment to obtain the effective dynamics of the system²⁻⁶. This is similar to the process occurring in models of effective field theory, where one can obtain the effective action by integrating over some irrelevant degrees of freedom⁷⁻¹¹. However, there exists special cases of OQSs that do not obviously couple to environments. For instance, consider two parallel plates placed close together, where the internal degrees of freedom of the plates couple with each other via some effective potentials. An external force acts on one of the plates to keep them moving uniformly, and this relative motion induces dissipation and a frictional force within the plates¹².

Dissipation refers to the irreversible transfer of energy. In other words, energy is carried by particles or quasi-particles¹³. For instance, in the dynamical Casimir effect involving two metal plates separated by a vacuum gap, on-shell photons are excited in the vacuum gap between the plates¹⁴. If the relative speed between the two plates is small, on-shell photons cannot be excited; however, the internal degrees of freedom within the plates are still excited¹⁵. Another example in condensed matter physics is, two insulated plates stick together and slide relative to each other and the phonons at the interfaces can be excited due to the slide of the contact. Another example in condensed matter physics is when two insulated plates stick together and slide relative to each other, causing phonons at the interfaces to be excited due to the sliding contact¹⁶. The quantum spins in the two plates interact with each other through magnetic exchange or dipole coupling, and this interaction causes the relative motion to excite magnons in the plates, also representing this type of energy transfer¹⁷. Electronic friction is also a prime example, where two metal plates stick together and move relative to each other, with the electrons in each plate interacting through direct exchange coupling^{18,19}. The above examples are all discussed around semiclassical situations, and do not strictly consider strict quantum effects.

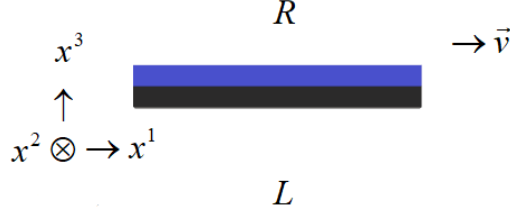


Figure 1. Schematic picture of the system.

In a detailed discussion of OQS, the influence of quantum effects on microscopic systems cannot be ignored, especially the dissipation described by the quantum action. A functional approach has been tried to study the quantum effective dynamics of moving, planar, dispersive mirrors and etc, in different numbers of dimensions²⁰. Viotti *et al* study the dissipative effects and decoherence induced on a particle moving at constant speed in front of a dielectric plate in quantum vacuum, using a Closed-Time-Path (CTP) integral formulation to account for finite-temperature corrections²¹. Farias *et al* discussed the Casimir friction phenomenon in a system consisting of two flat, infinite, and parallel graphene sheets coupled to the vacuum electromagnetic (EM) field²². Farias *et al* considered a particle moving in front of a dielectric plate, and studied the dissipation and the decoherence of the particle's internal degrees of freedom²³. In previous work, we focused on the quantum motion-driven dissipation effect in a plasmon-magnon coupling system, and calculated the plasmon production probability and the sliding frictional force in the system²⁴. These studies attempt to explain the quantum effects, especially dissipation, in OQS from different perspectives, which inspired our work.

In this paper, we study the quantum excitations and dissipation of two infinite parallel metallic plates moving relative to each other along their interface. This system is similar to the 3D topological insulators, such as Bi_2Se_3 , Sb_2Te_3 and Bi_2Te_3 ^{25,26}. Massive Dirac electrons are considered in this model and a nonlocal Anderson mixed coupling is introduced to transmit friction, instead of relying on vacuum fluctuations of the electromagnetic field. We assume a relative sliding is driven by an external field for excitations and dissipation, and analyze the interaction of electrons in the two plates via a nonlocal potential. To study the excitations, we start with the degrees of freedom (DOFs) associated with each plate using massive Dirac fermions and write the effective action of the electrons by considering one plate sliding relative to the other. By focusing on the time evolution of the system, we calculate the probability of particle production and derive the vacuum occupation number of the fixed plate perturbatively. Since the process of relative motion inducing on-shell excitations is very similar to the Schwinger effect, we can study the quantum effects of this process through the method of path integrals, and then obtain the imaginary part of the quantum action and the dissipative force.

The main structure of this paper is as follows. In Section 2, the microscopic model will be given. Section 3 discuss the time evolution of the system and calculate the probability of particle production. In Section 4, we focus on the excitations of the system. Section 5 is about quantum effects and dissipation. Section 6 is the conclusion of this work.

2 The microscopic model

The model of system we consider in this study is the interface between two infinite metallic plates, which is shown in Fig. 1. For easy identification, one plate is marked as L-plate and the other as R-plate. Since our purpose is to study motion driven excitations and dissipation, relative sliding is required in the system. Here we assume that the L-plate is at rest in the laboratory frame, and the R-plate is moving along the interface. The total area of each plate is V , and the total evolution time for fiction of the system is T . To analyze the model, a 1+3 dimensional space-time coordinate system is constructed as $X = (x^0, x^1, x^2, x^3)^T$, where $x^0 = ct$ is the time coordinate with the speed of light c and $\{x^1, x^2, x^3\}$ are the Cartesian coordinates. The axis of x^3 is set to be perpendicular to the L-plate. The space-time coordinates for the 1+2 dimensional space-time domain of the L-plate read $x = (x^0, x^1, x^2)^T$ and the spacial components are written as $\mathbf{x} = (x^1, x^2)^T$. We follow the convention of natural unit such that $\hbar = c = 1$. The corresponding covariant components of a space time vector is $k_\mu = \eta_{\mu\nu}k^\nu$, i.e. $k_0 = k^0$, $k_1 = -k^1$ and $k_2 = -k^2$, where $\eta_{\mu\nu} = \text{diag}(1, -1, -1, -1)$ is the Minkovski metric. So the inner product of two space time vectors is $k \cdot x = k^0x^0 - \mathbf{k} \cdot \mathbf{x}$.

To study the excitations of large numbers of materials, we start from the degrees of freedom (DOFs) living on each plates via the 1+3 dimensional massive Dirac fermions, which can be defined as:

$$\Psi_{R/L}(x) = (c_{R/L\uparrow}(x), c_{R/L\downarrow}(x))^T, \quad (1)$$

$$\Psi_{R/L}^\dagger(x) = (c_{R/L\uparrow}^\dagger(x), c_{R/L\downarrow}^\dagger(x)). \quad (2)$$

Here $c_{R/L\uparrow}^\dagger(x)$ and $c_{R/L\downarrow}^\dagger(x)$ represent the components of the Dirac spinor, since surface states of both topological insulators are fermions. The free parts of the action corresponding to the free Dirac fermions on the two plates of our system can be expressed as²⁷:

$$S^0 = \int d^3x \Psi_L^\dagger [i\partial_0 - v_F \sigma^1 (-i\partial_1) - v_F \sigma^2 (-i\partial_2) - \sigma^3 v_F m] \Psi_L \\ + \int d^3x \Psi_R^\dagger [i\partial_0 - v_F \sigma^1 (-i\partial_1) - v_F \sigma^2 (-i\partial_2) - \sigma^3 v_F m] \Psi_R. \quad (3)$$

The upper term describes the free action of the electrons living on the surface of L-plate, and the second line is for the R-plate. The integral measure refers to $\int d^3x' = \int_{-T/2}^{T/2} dx^0 \int_{-\infty}^{\infty} dx^1 \int_{-\infty}^{\infty} dx^2$. v_F is the Fermi velocity of the fermions, and σ is the Pauli matrix as:

$$\sigma^1 = \begin{pmatrix} 0 & 1 \\ 1 & 0 \end{pmatrix}, \sigma^2 = \begin{pmatrix} 0 & -i \\ i & 0 \end{pmatrix}, \sigma^3 = \begin{pmatrix} 1 & 0 \\ 0 & -1 \end{pmatrix}. \quad (4)$$

Here $\sigma^3 v_F m$ is $\sigma^3 v_F m$. Usually, real experiments take into account the influence of an external magnetic field, which causes the system to exhibit spin-orbit coupling, resulting in a mass term in the action. For example, a uniform applied magnetic field $\mathbf{B} = (0, 0, v_F m)^T$ is directed along the x^3 axis.

In our model, the electrons on the two plates couple to each other via direct-exchange interaction, similar to the Anderson mixed model²⁸. In this model, it involves local interactions and the electron-electron interaction typically involves direct exchange, ignoring nonlocal electron exchange coupling. However, in our case, the interaction occurs between two many-electron systems with nonlocal coupling, it should include not only a direct exchange term but also a nonlocal term. By taking a real-valued nonlocal potential $U(x, y) = U(x^0, \mathbf{x}; y^0, \mathbf{y})$, this nonlocal Anderson mixed model where the fermions belonging to the two plates interact with each other can be written as:

$$S^{\text{int}} = g \int d^3x \int d^3y [\Psi_L^\dagger(x) U(x, y) \Psi_R(y) + h.c.]. \quad (5)$$

Here g is constant of small coupling and $h.c.$ means the hermite conjugate of the term $\Psi_L^\dagger(x) U(x, y) \Psi_R(y)$. Since the nonlocal potential U indicates the interaction propagates at a finite speed and the Anderson mixed coupling is used to describe quantum electrodynamics (QED), the most natural expression for U is the Feynman propagator of a massless particle, i.e., a Green's function with poles $k^0 = \pm|\mathbf{k}|$, as:

$$U(x^0, \mathbf{x}; y^0, \mathbf{y}) = \int \frac{d^3k}{(2\pi)^3} \frac{\exp[ik^0(x^0 - y^0) - i\mathbf{k} \cdot (\mathbf{x} - \mathbf{y})]}{\sqrt{(k^0)^2 - \mathbf{k}^2 + i\epsilon}}. \quad (6)$$

The integral measure in the momentum space refers to $\int \frac{d^3k}{(2\pi)^3} = \int_{-\infty}^{\infty} \frac{dk^0}{2\pi} \int_{-\infty}^{\infty} \frac{dk^1}{2\pi} \int_{-\infty}^{\infty} \frac{dk^2}{2\pi}$. The spacial components can be written as $\mathbf{k} = (k^1, k^2)^T$, by introducing the (1+2) dimensional Fourier momentum $k = (k^0, k^1, k^2)^T$. In Eq. (6), it obviously has two singular point on the k^0 complex plane, which means U can be regarded as a propagator of massless particles.

Now, we can obtain the total action of the system as:

$$\begin{aligned}
S &= S^0 + S^{\text{int}} \\
&= \int d^3x \psi_L^\dagger [i\partial_0 - v_F \sigma^1 (-i\partial_1) - v_F \sigma^2 (-i\partial_2) - \sigma^3 v_F m] \psi_L \\
&\quad + \int d^3x \psi_R^\dagger [i\partial_0 - v_F \sigma^1 (-i\partial_1) - v_F \sigma^2 (-i\partial_2) - \sigma^3 v_F m] \psi_R \\
&\quad + g \int d^3x \int d^3y [\psi_L^\dagger(x) U(x,y) \psi_R(y) + h.c.].
\end{aligned} \tag{7}$$

Since our purpose is to study motion-dependent dissipation, for convenience, we assume that the L-plate is at rest in the laboratory frame, while the R-plate moves along the interface at a constant velocity $\mathbf{v} = (0, v)^\top$ along x^1 -axis due to an external force. This results in a Galilean boost acting on the R-plate along the x^1 axis:

$$\begin{pmatrix} x'^0 \\ x'^1 \\ x'^2 \end{pmatrix} = \begin{pmatrix} 1 & 0 & 0 \\ -v & 1 & 0 \\ 0 & 0 & 1 \end{pmatrix} \begin{pmatrix} x^0 \\ x^1 \\ x^2 \end{pmatrix}. \tag{8}$$

Thus, the total action becomes:

$$\begin{aligned}
S &= S^0 + S^{\text{int}} \\
&= \int d^3x \psi_L^\dagger [i\partial_0 - v_F \sigma^1 (-i\partial_1) - v_F \sigma^2 (-i\partial_2) - \sigma^3 v_F m] \psi_L \\
&\quad + \int d^3x \psi_R^\dagger [i\partial_0 + v(i\partial_1) - v_F \sigma^1 (-i\partial_1) - v_F \sigma^2 (-i\partial_2) - \sigma^3 v_F m] \psi_R \\
&\quad + g \int d^3x \int d^3y [\psi_L^\dagger(x) U(x,y) \psi_R(y) + h.c.].
\end{aligned} \tag{9}$$

By the Fourier transformations $\psi_R(x) = \int \frac{d^3k}{(2\pi)^3} \psi_R(k) \exp(ik \cdot x)$ and $\psi_L(x) = \int \frac{d^3k}{(2\pi)^3} \psi_L(k) \exp(ik \cdot x)$, we can achieve the total action in momentum space, expressed as:

$$\begin{aligned}
S &\equiv S[\psi_R, \psi_L] = S^0 + S^{\text{int}} \\
&= \int \frac{d^3k}{(2\pi)^3} \psi_L^\dagger(k) [k^0 + v_F \sigma^1 k^1 + v_F \sigma^2 k^2 - \sigma^3 v_F m] \psi_L(k) \\
&\quad + \int \frac{d^3k}{(2\pi)^3} \psi_R^\dagger(k) [k^0 - vk^1 + v_F \sigma^1 k^1 + v_F \sigma^2 k^2 - \sigma^3 v_F m] \psi_R(k) \\
&\quad + g \int \frac{d^3k}{(2\pi)^3} \left[\frac{\psi_L^\dagger(k) \psi_R(k)}{\sqrt{k^\mu k_\mu + i\varepsilon}} + h.c. \right] \\
&= \int \frac{d^3k}{(2\pi)^3} \begin{pmatrix} c_{L\uparrow}^\dagger(k) & c_{L\downarrow}^\dagger(k) \end{pmatrix} \begin{pmatrix} k^0 - v_F m & v_F(k^1 - ik^2) \\ v_F(k^1 + ik^2) & k^0 + v_F m \end{pmatrix} \begin{pmatrix} c_{L\uparrow}(k) \\ c_{L\downarrow}(k) \end{pmatrix} \\
&\quad + \int \frac{d^3k}{(2\pi)^3} \begin{pmatrix} c_{R\uparrow}^\dagger(k) & c_{R\downarrow}^\dagger(k) \end{pmatrix} \begin{pmatrix} k^0 - vk^1 - v_F m & v_F(k^1 - ik^2) \\ v_F(k^1 + ik^2) & k^0 - vk^1 + v_F m \end{pmatrix} \begin{pmatrix} c_{R\uparrow}(k) \\ c_{R\downarrow}(k) \end{pmatrix} \\
&\quad + g \int \frac{d^3k}{(2\pi)^3} \left[\frac{1}{\sqrt{k^\mu k_\mu + i\varepsilon}} \begin{pmatrix} c_{L\uparrow}^\dagger(k) & c_{L\downarrow}^\dagger(k) \end{pmatrix} \begin{pmatrix} c_{R\uparrow}(k) \\ c_{R\downarrow}(k) \end{pmatrix} + h.c. \right],
\end{aligned} \tag{10}$$

which is one of the key points in calculating the dissipation effect induced by relative motion in our model.

3 Time evolution and particle production

Next, we focus on the time evolution of the system. In general, the time evolution can be considered as an adiabatical evolution, which means if the system is an isolated ($v = 0$), it would always returns to initial vacuum state after the total

evolution time T . To describe the interaction adiabatically, we set the initial state of the system as the free vacuum state $|i\rangle = |0\rangle$ at time $-\frac{T}{2}$, with $\langle 0|0\rangle = 1$. Thus, the final state $|f\rangle$ can be written as:

$$|f\rangle = |f_0\rangle = \mathcal{U}_1\left(\frac{T}{2}, -\frac{T}{2}\right)|0\rangle = |0\rangle \exp(i\Gamma_0), \quad (11)$$

where Γ_0 is a real valued object and $\mathcal{U}_1\left(\frac{T}{2}, -\frac{T}{2}\right)$ is the time evolution operator in interaction picture²⁹. The overlap between initial and final state reads:

$$\langle i|f_0\rangle = \langle 0|\mathcal{U}_1\left(\frac{T}{2}, -\frac{T}{2}\right)|0\rangle = \langle 0|0\rangle \exp(i\Gamma_0) = \exp(i\Gamma_0). \quad (12)$$

In an open system where an external force acts on the R-plate to keep relative motion, the state of system obviously cannot return to the initial vacuum state in the final, and the final state should contain all possible states, which means Γ is not real-valued leading to an unstable vacuum. To tell the detailed story, we define the the eigenstate of the free Hamiltonian of the system $|n\rangle$, with the complete set of states:

$$\sum_n |n\rangle\langle n| = \mathbb{I}. \quad (13)$$

Then, the normalization of the final state can be expressed as:

$$\begin{aligned} \langle f|f\rangle &= \langle 0|\mathcal{U}_1^\dagger\left(\frac{T}{2}, -\frac{T}{2}\right)\mathcal{U}_1\left(\frac{T}{2}, -\frac{T}{2}\right)|0\rangle \\ &= \sum_n \langle 0|\mathcal{U}_1^\dagger\left(\frac{T}{2}, -\frac{T}{2}\right)|n\rangle\langle n|\mathcal{U}_1\left(\frac{T}{2}, -\frac{T}{2}\right)|0\rangle \\ &= \langle 0|\mathcal{U}_1^\dagger\left(\frac{T}{2}, -\frac{T}{2}\right)|0\rangle\langle 0|\mathcal{U}_1\left(\frac{T}{2}, -\frac{T}{2}\right)|0\rangle + \sum_{n>0} \langle 0|\mathcal{U}_1^\dagger\left(\frac{T}{2}, -\frac{T}{2}\right)|n\rangle\langle n|\mathcal{U}_1\left(\frac{T}{2}, -\frac{T}{2}\right)|0\rangle \\ &= 1. \end{aligned} \quad (14)$$

Generally speaking, the terms for $n > 0$ refers to the probability of particle production(the bound states are omitted for simplicity), so $\langle 0|\mathcal{U}_1^\dagger\left(\frac{T}{2}, -\frac{T}{2}\right)|0\rangle\langle 0|\mathcal{U}_1\left(\frac{T}{2}, -\frac{T}{2}\right)|0\rangle$ is regarded as the transition probability from vacuum to vacuum, i.e. the vacuum persistence probability¹. And the corresponding amplitude $Z = \langle 0|\mathcal{U}_1\left(\frac{T}{2}, -\frac{T}{2}\right)|0\rangle = e^{i\Gamma}$ is called Vacuum Persistence Amplitude(VPA). Thus, the probability of particle production can be written as:

$$\begin{aligned} \mathcal{P} &= 1 - \langle 0|\mathcal{U}_1^\dagger\left(\frac{T}{2}, -\frac{T}{2}\right)|0\rangle\langle 0|\mathcal{U}_1\left(\frac{T}{2}, -\frac{T}{2}\right)|0\rangle \\ &= 1 - \exp(-i\Gamma^*) \exp(i\Gamma) \\ &= 1 - \exp(-2\text{Im}\Gamma), \end{aligned} \quad (15)$$

and the relative motion induces particle production in the system, which means it has on-shell excitations in both the L- and the R-plate. Now, the final state can be expressed as

$$|f\rangle = |0\rangle\langle 0|\mathcal{U}_1\left(\frac{T}{2}, -\frac{T}{2}\right)|0\rangle + \sum_{n>0} |n\rangle\langle n|\mathcal{U}_1\left(\frac{T}{2}, -\frac{T}{2}\right)|0\rangle, \quad (16)$$

and the final vacuum state can be written as:

$$|\Omega\rangle = |0\rangle \exp(i\text{Re}\Gamma) \exp(-\text{Im}\Gamma), \quad (17)$$

which is different from the initial vacuum. The factor $\exp(-\text{Im}\Gamma)$ changes the modulus square of $|\Omega\rangle$.

In this work, we only consider the case where the final state is not far from the initial state, which can be analyzed by perturbative methods. This implies that the terms of $n > 0$ of final state should be small enough. In addition, the interaction within the system leads to a finite lifetime of the excitations, resulting in the system reaching a non-equilibrium steady state (NESS). Furthermore, the external force acting on the R-plate excites particles in the system,

and because of the interaction the particles decay. These two processes occur simultaneously, leading the system to reach mechanical balance

Generally, the VPA is expressed in Heisenberg picture via asymptotic states³⁰. So firstly we define the asymptotic vacuum states $|\text{VAC, in}\rangle$ and $|\text{VAC, out}\rangle$ as:

$$|\text{VAC, in}\rangle = \mathcal{U}_1(0, -\frac{T}{2})|0\rangle, \quad (18)$$

$$|\text{VAC, out}\rangle = \mathcal{U}_1^\dagger(\frac{T}{2}, 0)|0\rangle, \quad (19)$$

and then the VPA can be written as:

$$Z = \langle \text{VAC, out} | \text{VAC, in} \rangle = e^{i\Gamma}. \quad (20)$$

The vacuum expectation value of an operator \mathcal{O}_H in Heisenberg picture can be expressed as:

$$\langle \text{VAC, in} | \mathcal{O}_H | \text{VAC, in} \rangle = \frac{\langle \text{VAC, out} | \mathcal{O}_H | \text{VAC, in} \rangle}{\langle \text{VAC, out} | \text{VAC, in} \rangle}. \quad (21)$$

Here we neglect the contribution from the excited states with $n > 0$ in Eq. (15), since we are only focusing on the NESS case that is near the initial vacuum state.

4 Excitations of L-plate

In the previous section, the formal equation of motion-induced particle production was given. Now, we focus on the vacuum occupation number in momentum space, including quantum effects. The relative motion induces on-shell excitations in both the L-plate and the R-plate. Here, we consider only the L-plate, but the impact of the R-plate cannot be disregarded. To obtain the effective action of the L-electrons under the influence of the R-plate, we integrate out the R-electrons in the path integral formulation of the system as²⁹:

$$\exp(iS_{\text{eff}}[\psi_L, \psi_L^\dagger]) = \int D\psi_R D\psi_R^\dagger \exp(iS), \quad (22)$$

and then the effective action of L-electrons can be written as

$$S_{\text{eff}}[\psi_L, \psi_L^\dagger] = \int \frac{d^3k}{(2\pi)^3} \begin{pmatrix} c_{L\uparrow}(k) \\ c_{L\downarrow}(k) \end{pmatrix}^\dagger \begin{pmatrix} k^0 - v_F m & v_F(k^1 - ik^2) \\ v_F(k^1 + ik^2) & k^0 + v_F m \end{pmatrix} \begin{pmatrix} c_{L\uparrow}(k) \\ c_{L\downarrow}(k) \end{pmatrix} \\ + g^2 \int \frac{d^3k}{(2\pi)^3} \left[\frac{1}{k^\mu k_\mu + i\epsilon} \begin{pmatrix} c_{L\uparrow}(k) \\ c_{L\downarrow}(k) \end{pmatrix}^\dagger \begin{pmatrix} k^0 - vk^1 - v_F m & v_F(k^1 - ik^2) \\ v_F(k^1 + ik^2) & k^0 - vk^1 + v_F m \end{pmatrix}^{-1} \begin{pmatrix} c_{L\uparrow}(k) \\ c_{L\downarrow}(k) \end{pmatrix} \right]. \quad (23)$$

To derive the vacuum occupation number of the system in momentum space perturbatively, we start with the particle number density operator, defined as:

$$\hat{n}_L(x^0, \mathbf{x}) := \psi_L^\dagger(x^0, \mathbf{x}) \psi_L(x^0, \mathbf{x}). \quad (24)$$

So the vacuum expectation value can be written as:

$$n_L(x^0, \mathbf{x}) := \langle \text{VAC, in} | \psi_L^\dagger(x^0, \mathbf{x}) \psi_L(x^0, \mathbf{x}) | \text{VAC, in} \rangle \\ = \lim_{y \rightarrow x} \text{tr} \langle \text{VAC, in} | \mathcal{S}[\psi_L(x^0, \mathbf{x}) \psi_L^\dagger(y^0, \mathbf{y})] | \text{VAC, in} \rangle \\ = \lim_{y \rightarrow x} \frac{\text{tr} \langle \text{VAC, out} | \mathcal{S}[\psi_L(x^0, \mathbf{x}) \psi_L^\dagger(y^0, \mathbf{y})] | \text{VAC, in} \rangle}{\langle \text{VAC, out} | \text{VAC, in} \rangle} \\ = -i \lim_{y \rightarrow x} \text{tr} \Delta_L(x, y). \quad (25)$$

Here ‘tr’ means tracing over the spin indices and \mathcal{T} is the time-ordered operator. $\Delta_L(k^0, \mathbf{k})$ is the exact propagator of the L-electrons.

Since the state of the system is NESS (homogeneous), the exact propagator in momentum space does not depend on $\frac{x+y}{2}$. This means the Fourier transformation can be directly applied, as:

$$n_L(x^0, \mathbf{x}) = -i \lim_{y \rightarrow x} \int \frac{dk^0}{2\pi} \int \frac{d^2k}{(2\pi)^2} \text{tr}[\Delta_L(k^0, \mathbf{k})] \exp(-ik \cdot (x-y)). \quad (26)$$

After performing the k^0 -integration, the corresponding expression for the vacuum occupation number in momentum space is given by:

$$n_L(\mathbf{k}) = -i \int \frac{dk^0}{2\pi} \text{tr}[\Delta_L(k^0, \mathbf{k})]. \quad (27)$$

We calculate the propagator $\Delta_L(k^0, \mathbf{k})$ perturbatively up to order $o(g^2)$, and the result is:

$$\Delta_L(k^0, \mathbf{k}) = G_L(k^0, \mathbf{k}) + \frac{g^2}{k^\mu k_\mu + i\epsilon} G_L(k^0, \mathbf{k}) G_R(k^0 - vk^1, \mathbf{k}) G_L(k^0, \mathbf{k}). \quad (28)$$

The first term in Eq. (28) comes from the free L-electrons, specifically a loop propagator, corresponding to the contribution of vacuum energy. In the canonical approach, this loop propagator can be removed by the normal ordering of the field operators, which means the vacuum occupation number of L-electrons is zero in the free theory. The second term in Eq. (28) refers to the interaction with the R-electrons. In our study, the L-electrons evolve under an effective potential due to the integration of the R-electrons, so they can be considered as an open quantum system. Therefore, the vacuum occupation number of L-electrons is modified by the effective potential, meaning it is nonzero due to the interaction.

The free electron propagators $G_{R/L}(x)$ are defined via path integral formulas as²⁹:

$$G_{R/L}(x) = \frac{\int D\psi_{R/L} D\psi_{R/L}^\dagger \exp[iS^0] \psi_{R/L} \psi_{R/L}^\dagger}{\int D\psi_{R/L} D\psi_{R/L}^\dagger \exp[iS^0]}. \quad (29)$$

The explicit expressions of L- and R- plates in momentum space can be written as:

$$G_L(k) = \frac{1}{(k^0)^2 - v_F^2(k^1)^2 - v_F^2(k^2)^2 - v_F^2 m^2 + i\epsilon} \begin{pmatrix} k^0 + v_F m & -v_F(k^1 - ik^2) \\ -v_F(k^1 + ik^2) & k^0 - v_F m \end{pmatrix}, \quad (30)$$

and

$$\begin{aligned} \tilde{G}_R(k^0, k^1, k^2) &= G_R(k^0 - vk^1, k^1, k^2) \\ &= \frac{1}{(k^0 - vk^1)^2 - v_F^2(k^1)^2 - v_F^2(k^2)^2 - v_F^2 m^2 + i\epsilon} \begin{pmatrix} k^0 - vk^1 + v_F m & -v_F(k^1 - ik^2) \\ -v_F(k^1 + ik^2) & k^0 - vk^1 - v_F m \end{pmatrix}. \end{aligned} \quad (31)$$

The relative motion causes the speed to appear in the propagator. To focus on the effect from the relative motion, here we redefine the vacuum occupation number as of the R-electrons, so the modified vacuum occupation number changes in this case. To focus on the effects of relative motion, we redefine the vacuum occupation number as:

$$\begin{aligned} n_L(\mathbf{k}) &:= -i \int \frac{dk^0}{2\pi} \text{tr}[\Delta_L(k^0, \mathbf{k}) - G_L(k^0, \mathbf{k})] \\ &= -i \int \frac{dk^0}{2\pi} \frac{g^2}{k^\mu k_\mu + i\epsilon} \text{tr}[G_L(k^0, \mathbf{k}) G_R(k^0 - vk^1, \mathbf{k}) G_L(k^0, \mathbf{k})] \\ &= 2ig^2 \int \frac{dk^0}{2\pi} \frac{1}{(k^\mu k_\mu + i\epsilon)[(k^0)^2 - v_F^2(\mathbf{k}^2 + m^2) + i\epsilon]^2 [(k^0 - vk^1)^2 - v_F^2(\mathbf{k}^2 + m^2) + i\epsilon]}. \end{aligned} \quad (32)$$

The integrand has three simple poles in the k^0 -plane. Since we only consider the effects induced by the relative motion, only the simple poles that depend on the relative velocity $\mathbf{v} = (v, 0)^T$ need to be focused on, i.e., $\Lambda_{\pm} = vk^1 \pm v_F \sqrt{(k^1)^2 + (k^2)^2 + m^2} - i\epsilon \approx vk^1 \pm v_F \sqrt{(k^1)^2 + (k^2)^2 + m^2} \mp i\epsilon$. The reasonable contours can be built to evaluate the integral over k^0 using the residue theorem as²⁹:

$$n_L(\mathbf{k}) = \frac{g^2 \pi (vk^1 + 2\omega_k)}{[(vk^1 + \omega_k)^2 - \mathbf{k}^2](vk^1)} + \frac{g^2 \pi (vk^1 - 2\omega_k)}{[(vk^1 - \omega_k)^2 - \mathbf{k}^2](vk^1)}, \quad (33)$$

where $\omega_k := v_F \sqrt{\mathbf{k}^2 + m^2}$ is the dispersion of free electrons.

The numerical results of the vacuum occupation number with $v_F = 0.001$ and $m = 10$ in the cases of $v = 0$ and $v = 0.7$ are given in Fig. 2 as examples. Comparing subfigures in the top line for $v = 0$ and the bottom line for $v = 7$, it is obvious that as v increases, the occupation number is stretched along the k_1 direction, corresponding to the change of v along the x^1 -axis. This is expected because the relative motion is along the x^1 -axis, meaning it is an external force acting on the R-plate in that direction, which causes the momentum of the L-electrons to vary along the x^1 -axis. As a function of momentum, $n_L(\mathbf{k})$ is isotropic for $v = 0$ and anisotropic for nonzero v . Moreover, $n_L(\mathbf{k})$ is time-independent, indicating that our approximation applies to a NESS regime, where the system remains close to the initial vacuum state. The nonzero vacuum occupation number in momentum space shows that the interaction alters the free vacuum, and the relative motion leads to on-shell excitations from the vacuum.

5 Quantum dissipation

In Section 3, we have discussed the relative motion induces on-shell excitations. This process is similar to the Schwinger effect, as the particle production process is a dissipative process, where the energy of the excitations comes from the external force³¹. The energy transfer in the system indicates that there are dissipative forces between the two plates. Therefore, in this section, we study the motion induced dissipation effects and the dissipative forces.

5.1 The quantum action

From Eq. (20), the VPA can be expressed via path integral as³²:

$$Z = e^{i\Gamma} = \int D\psi_R D\psi_R^\dagger \int D\psi_L D\psi_L^\dagger \exp(iS). \quad (34)$$

After performing the integration over $\psi_R, \psi_R^\dagger, \psi_L$ and ψ_L^\dagger , it becomes:

$$\exp(i\Gamma) = [\det(iG_L^{-1} + ig^2 U^2 \tilde{G}_R)], \quad (35)$$

where Γ is the quantum action that contains all quantum information of the system. Thus, the quantum action can be written as:

$$\begin{aligned} i\Gamma &= \ln[\det(iG_L^{-1} + g^2 U^2 \tilde{G}_R)] \\ &= \text{Tr}[\ln(iG_L^{-1} + ig^2 U^2 \tilde{G}_R)] \\ &= \text{Tr}[\ln(iG_L^{-1})(1 + g^2 U^2 G_L \tilde{G}_R)] \\ &= \text{Tr}[\ln(iG_L^{-1})] + \text{Tr}[\ln(1 + g^2 U^2 G_L \tilde{G}_R)]. \end{aligned} \quad (36)$$

Since it is very complicated to calculate Γ directly, A more a more general method is to expand Γ in powers of g , where g is a small coupling constant. To the order of $o(g^2)$, the expression for Γ is:

$$i\Gamma = \text{Tr}[\ln(iG_L^{-1})] + \text{Tr}[\ln(1 + g^2 U^2 G_L \tilde{G}_R)] \approx \text{Tr}[\ln(iG_L^{-1})] + \text{Tr}(g^2 U^2 G_L \tilde{G}_R). \quad (37)$$

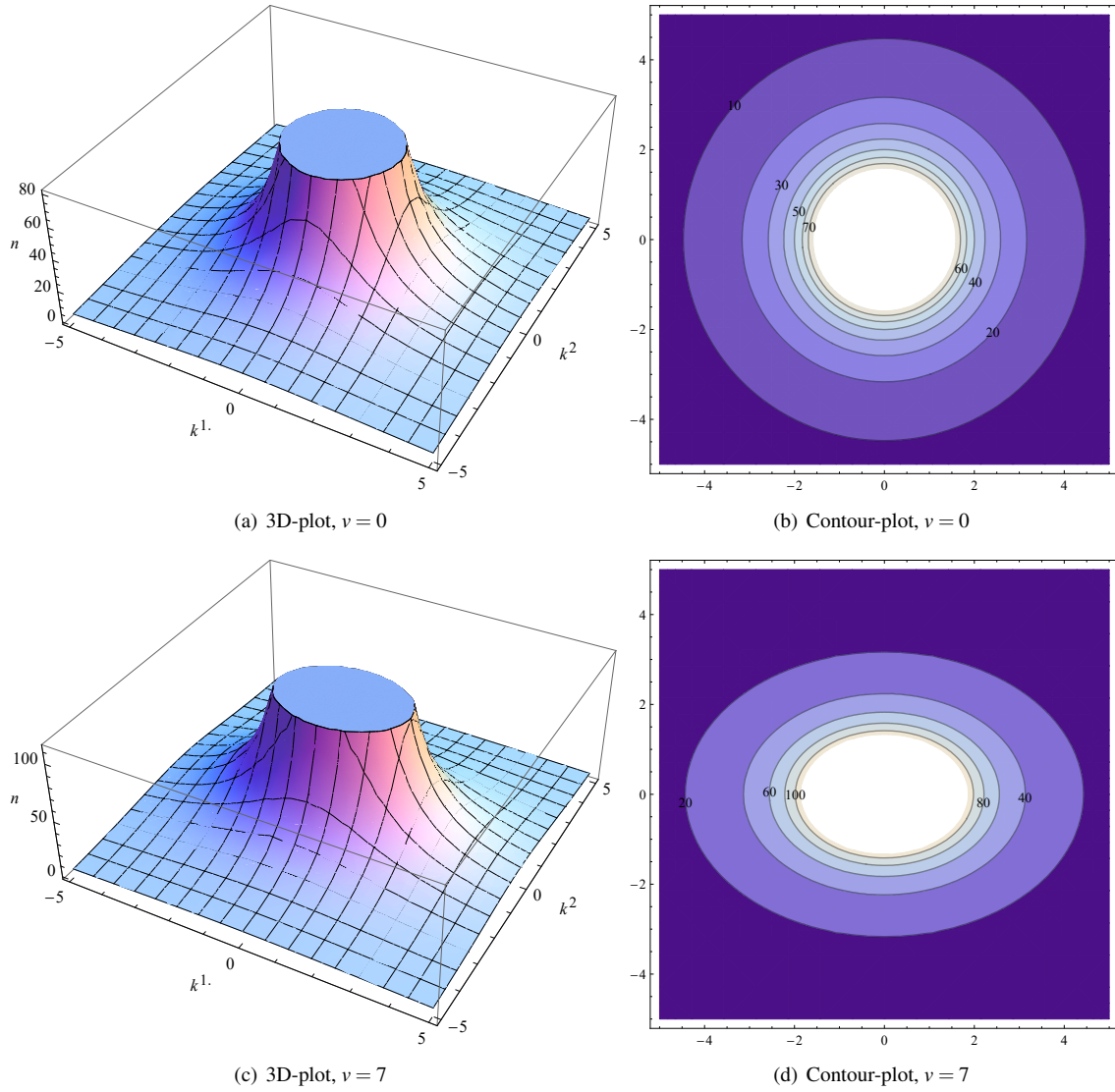


Figure 2. 3D and Contour-plot of the vacuum occupation number, for the case $\nu_F = 0.001$, $m = 10$, in the order of g^2 . Here (a) and (b) for $\nu = 0$; (c) and (d) for $\nu = 7$.

Here $\text{Tr}[\ln(iG_L^{-1})]$ is an irrelevant constant that presents the vacuum energy of the Dirac field $\{\psi_L(x), \psi_L^\dagger(x)\}$ in the absence of any interaction. Therefore, this irrelevant constant can be dropped, and then Γ can be expressed as:

$$\begin{aligned}
\Gamma &= ig^2 \text{Tr}(U^2 G_L \tilde{G}_R) \\
&= ig^2 VT \int \frac{d^3k}{(2\pi)^3} U^2(k^0, k^1, k^2) G_L(k^0, k^1, k^2) \tilde{G}_R(k^0, k^1, k^2) \\
&= ig^2 VT \int \frac{d^3k}{(2\pi)^3} U^2(k^0, k^1, k^2) G_L(k^0, k^1, k^2) G_R(k^0 - vk^1, k^1, k^2) \\
&= ig^2 VT \int \frac{d^3k}{(2\pi)^3} \frac{1}{(k^0)^2 - (k^1)^2 - (k^2)^2 + i\epsilon} \\
&\quad \times \frac{1}{(k^0)^2 - v_F^2(k^1)^2 - v_F^2(k^2)^2 - v_F^2 m^2 + i\epsilon} \\
&\quad \times \frac{1}{(k^0 - vk^1)^2 - v_F^2(k^1)^2 - v_F^2(k^2)^2 - v_F^2 m^2 + i\epsilon} \\
&\quad \times \text{tr} \left[\begin{pmatrix} k^0 + v_F m & -v_F(k^1 - ik^2) \\ -v_F(k^1 + ik^2) & k^0 - v_F m \end{pmatrix} \begin{pmatrix} k^0 - vk^1 + v_F m & -v_F(k^1 - ik^2) \\ -v_F(k^1 + ik^2) & k^0 - vk^1 - v_F m \end{pmatrix} \right]. \tag{38}
\end{aligned}$$

5.2 The imaginary part of the quantum action and the dissipative force

In this section, we derive the expression of the imaginary part of the quantum action and the dissipative force between the two plates. In our model, the R-plate is acted upon by an external force, making it an open system. As a result, the vacuum of the system becomes unstable, i.e., particles are excited within the plates. For this reason, dissipation is connected to the imaginary part of the quantum action Γ . Since the physical meaning of the quantum transition amplitude is that the square of the amplitude represents the probability of the corresponding transition process, in this study, the probability of the transition process from vacuum to vacuum is given by $|Z|^2$. For small $\text{Im}\Gamma$, it can be written perturbatively as:

$$|Z|^2 = |\exp(i\Gamma)|^2 = \exp(-2\text{Im}\Gamma) \approx 1 - 2\text{Im}\Gamma, \tag{39}$$

and the probability of particle production becomes:

$$\mathcal{P} = 1 - |Z|^2 = 2\text{Im}\Gamma. \tag{40}$$

To obtain the imaginary part of the quantum action, we first perform the integral over k^0 , then the quantum action can be expressed as:

$$\Gamma = ig^2 VT \int \frac{d^3k}{(2\pi)^3} f(k^0), \tag{41}$$

where

$$\begin{aligned}
f(k^0) &= \frac{1}{(k^0)^2 - (k^1)^2 - (k^2)^2 + i\epsilon} \\
&\quad \times \frac{1}{(k^0)^2 - v_F^2(k^1)^2 - v_F^2(k^2)^2 - v_F^2 m^2 + i\epsilon} \\
&\quad \times \frac{1}{(k^0 - vk^1)^2 - v_F^2(k^1)^2 - v_F^2(k^2)^2 - v_F^2 m^2 + i\epsilon} \\
&\quad \times \text{tr} \left[\begin{pmatrix} k^0 + v_F m & -v_F(k^1 - ik^2) \\ -v_F(k^1 + ik^2) & k^0 - v_F m \end{pmatrix} \begin{pmatrix} k^0 - vk^1 + v_F m & -v_F(k^1 - ik^2) \\ -v_F(k^1 + ik^2) & k^0 - vk^1 - v_F m \end{pmatrix} \right]. \tag{42}
\end{aligned}$$

Here $f(k^0)$ has six single poles on the k^0 complex plane, corresponding to on-shell particles, i.e., real particles. In this work, we study motion-dependent particle production, meaning that we need to select the poles based on the motion

speed v , corresponding to the particles excited by the relative motion. These v -dependent poles of function $f(k^0)$ can be written as:

$$\Lambda_{\pm} = vk^1 \pm v_F \sqrt{(k^1)^2 + (k^2)^2 + m^2} - i\epsilon \approx vk^1 \pm v_F \sqrt{(k^1)^2 + (k^2)^2 + m^2} \mp i\epsilon, \quad (43)$$

and the corresponding residues are given by:

$$\begin{aligned} \text{Res}[f(k^0), \Lambda_{\pm}] &= \frac{1}{vk^1 \pm 2v_F \sqrt{(k^1)^2 + (k^2)^2 + m^2} \mp i\epsilon} \\ &\times \frac{\pm 1}{2v_F \sqrt{(k^1)^2 + (k^2)^2 + m^2} \mp i\epsilon} \times \frac{vk^1 - 2v_F \sqrt{(k^1)^2 + (k^2)^2 + m^2}}{vk^1} \\ &\times \frac{1}{(vk^1)[vk^1 \pm 2v_F \sqrt{(k^1)^2 + (k^2)^2 + m^2}] + v_F^2 [(k^1)^2 + (k^2)^2 + m^2] - (k^1)^2 - (k^2)^2 \mp i\epsilon}. \end{aligned} \quad (44)$$

Considering a contour formed by a semicircle with a very large radius in the bottom half of the complex plane and the real axis, we can complete the integral over k^0 using the residue theorem¹⁵. Therefore, the quantum action can be written as:

$$\Gamma = g^2 VT \int \frac{dk^2}{2\pi} \int \frac{dk^1}{2\pi} \text{Res}[f(k^0), \Lambda_-]. \quad (45)$$

Then, both the contribution from the off-shell electrons(i.e.the vacuum fluctuation) and the on-shell electrons have been contained, and the quantum action becomes:

$$\begin{aligned} \Gamma &= g^2 VT \int \frac{dk^2}{2\pi} \int \frac{dk^1}{2\pi} \frac{1}{vk^1 - 2v_F \sqrt{(k^1)^2 + (k^2)^2 + m^2} + i\epsilon} \\ &\times \frac{-1}{2v_F \sqrt{(k^1)^2 + (k^2)^2 + m^2} + i\epsilon} \times \frac{vk^1 - 2v_F \sqrt{(k^1)^2 + (k^2)^2 + m^2}}{vk^1} \\ &\times \frac{1}{(vk^1)[vk^1 + 2v_F \sqrt{(k^1)^2 + (k^2)^2 + m^2}] + v_F^2 [(k^1)^2 + (k^2)^2 + m^2] - (k^1)^2 - (k^2)^2 + i\epsilon}. \end{aligned} \quad (46)$$

The imaginary part of Γ can be expressed as:

$$\begin{aligned} \text{Im}\Gamma &= g^2 VT \int \frac{dk^2}{2\pi} \int \frac{dk^1}{2\pi} \text{Im} \left(\frac{1}{vk^1 - 2v_F \sqrt{(k^1)^2 + (k^2)^2 + m^2} + i\epsilon} \right) \\ &\times \frac{-1}{2v_F \sqrt{(k^1)^2 + (k^2)^2 + m^2} + i\epsilon} \times \frac{vk^1 - 2v_F \sqrt{(k^1)^2 + (k^2)^2 + m^2}}{vk^1} \\ &\times \frac{1}{(vk^1)[vk^1 + 2v_F \sqrt{(k^1)^2 + (k^2)^2 + m^2}] + v_F^2 [(k^1)^2 + (k^2)^2 + m^2] - (k^1)^2 - (k^2)^2 + i\epsilon}. \end{aligned} \quad (47)$$

For any real function $\frac{1}{a}$, it has:

$$\lim_{\epsilon \rightarrow 0} \frac{1}{a \pm i\epsilon} = \text{p.v.} \left(\frac{1}{a} \right) \mp i\pi \delta(a), \quad (48)$$

where **p.v.** means the principal value. This indicates that $\text{Im} \left(\frac{1}{a+i\epsilon} \right) = \pi \delta(a)$, and then we can write:

$$\begin{aligned} \text{Im}\Gamma &= g^2 VT \int \frac{dk^2}{2\pi} \int \frac{dk^1}{2\pi} \delta[vk^1 - 2v_F \sqrt{(k^1)^2 + (k^2)^2 + m^2}] \\ &\times \frac{-1}{2v_F \sqrt{(k^1)^2 + (k^2)^2 + m^2} + i\epsilon} \times \frac{vk^1 - 2v_F \sqrt{(k^1)^2 + (k^2)^2 + m^2}}{vk^1} \\ &\times \frac{1}{(vk^1)[vk^1 + 2v_F \sqrt{(k^1)^2 + (k^2)^2 + m^2}] + v_F^2 [(k^1)^2 + (k^2)^2 + m^2] - (k^1)^2 - (k^2)^2 + i\epsilon}. \end{aligned} \quad (49)$$

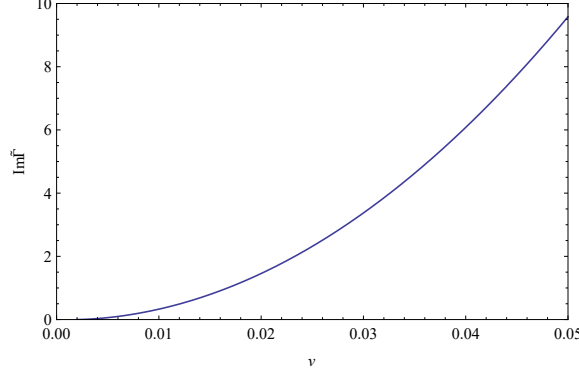


Figure 3. The imaginary part of quantum action as a function of v , for the case $v_F = 0.001$, $m = 10$, in units of g^2VT .

The imaginary part of Γ represents dissipation, and also the production of electrons from the initial vacuum. Relative motion leads to the energy transfer of electrons and the generation of imaginary parts in theoretical calculations. The single electron energy transforms as $\omega'_k = \omega_k + vk^1$ under the Galilean boost of coordinate transformation, and vk^1 can be regarded as the energy pumped into the system via external force. From Eq. (49), it can be seen that both plates has an excited electron of vk^1 as due to the tranformation. By the property of Dirac δ -function, we know that:

$$\delta[vk^1 - 2v_F\sqrt{(k^1)^2 + (k^2)^2 + m^2}] = \frac{v}{v^2 - 4v_F^2} [\delta(k^1 - 2v_F\sqrt{\frac{(k^2)^2 + m^2}{v^2 - 4v_F^2}}) + \delta(k^1 + 2v_F\sqrt{\frac{(k^2)^2 + m^2}{v^2 - 4v_F^2}})]. \quad (50)$$

Thus, the imaginary part of Γ , after completing the integral over k^1 , can be expressed as:

$$\text{Im}\Gamma = \frac{g^2v_FVT}{4} \sqrt{v^2 - 4v_F^2} \int \frac{dk^2}{2\pi} \frac{1}{\sqrt{v_F^2(k^2)^2 + v_F^2m^2}} \frac{1}{(1 - 9v_F^2)v^2(k^2)^2 - (9v^2 - 4)v_F^2m^2}. \quad (51)$$

In Fig. 3, we give the numerical result of Eq. (51) for $v_F = 0.001$ and $m = 10$, which shows a threshold of the relative velocity $v = 2v_F = 0.002$. This indicates that dissipation occurs for $v > 2v_F$.

The dissipation occurring in the system refers to an energy transfer process, since it is an external force acting on the R-plate. As the relative motion progresses, energy is continuously pumped into the system. This energy excites electrons at the interface between both plates. Thus, the equation of energy transfer can be written as:

$$\frac{E_{\text{pump}}}{VT} = \frac{E_{\text{diss}}}{VT}, \quad (52)$$

which indicates the power of energy pumped into the system (E_{pump}) equals the dissipation power (E_{diss}). Only in this way can the external source resist friction and maintain uniform relative motion. The dissipation energy from the excitation of electrons can be expressed as:

$$E_{\text{diss}} = g^2VT \text{Im} \int \frac{d^3k}{(2\pi)^3} i f(k^0) |k^0|, \quad (53)$$

and the dissipation power can be written as:

$$\frac{E_{\text{diss}}}{VT} = F_{\text{diss}}v. \quad (54)$$

Thus, we can achieve the dissipative force as:

$$F_{\text{diss}} = \frac{1}{v} g^2 \text{Im} \int \frac{d^3k}{(2\pi)^3} i f(k^0) |k^0|. \quad (55)$$

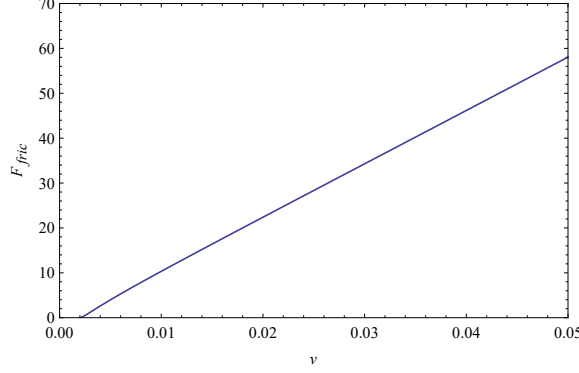


Figure 4. The dissipative force as a function of v , for the case $v_F = 0.001$, $m = 10$, in units of g^2 .

The explicit expression of the dissipative force can be obtained from Eq. (42) as:

$$F_{\text{diss}} = \frac{3g^2v_F}{4v} \sqrt{v^2 - 4v_F^2} \int \frac{dk^2}{2\pi} \frac{1}{\sqrt{\sqrt{v_F^2(k^2)^2 + v_F^2m^2}}} \frac{1}{(1 - 9v_F^2)v^2(k^2)^2 - (9v^2 - 4)v_F^2m^2}. \quad (56)$$

Fig. 4 shows the numerical result of F_{diss} for $v_F = 0.001$ and $m = 10$. We can see that it is a threshold of the relative velocity $v = 2v_F = 0.002$, like the v -dependence of $\text{Im}\Gamma$ in Fig. 3. The difference is, the in Fig. 4 the curve of F_{diss} shows a linear behavior, and the slope of the $v - F_{\text{diss}}$ curve gives a linear friction coefficient at zero temperature.

To deeply understand the existence of thresholds for $\text{Im}\Gamma$ and F_{diss} , we can focus on the Dirac δ -function $\delta(vk^1 - 2v_F\sqrt{(k^1)^2 + (k^2)^2 + m^2})$, the resonance to the external force acting on the Dirac fields living in the plates. This resonance implies production of the on-shell electrons, and the most easily excited electrons are the massless ones, i.e., $2v_F\sqrt{(k^1)^2 + (k^2)^2}$.

6 Conclusion

In this paper, we studied the excitation and quantum dissipation induced by the internal relative motion of two parallel metallic plates. We modeled the degrees of freedom (DOFs) of the electrons in both plates using the 1+2D Dirac field and selected a nonlocal potential to describe the interaction between L-electrons and R-electrons. The internal relative motion was introduced via a Galilean boost.

In detail, by assuming the L-plate is stationary while the R-plate moves along the interface, we can obtain the effective action of the L-electrons after integrating out the R-electrons, and then derive the vacuum occupation number $n_L(\mathbf{k})$ in momentum space perturbatively. According to the corresponding numerical results, we find that $n_L(\mathbf{k})$ as a function of momentum is isotropic for $v = 0$ and anisotropic for nonzero v , as a natural result. The perturbation approximation used here operates in a NESS regime, meaning the state is not far from the initial vacuum state.

Then we derive the expression for the imaginary part of the quantum action $\text{Im}\Gamma$ due to the relative motion and also calculate the dissipative force F_{diss} between the two plates. The numerical results shows that both $\text{Im}\Gamma$ and F_{diss} has a threshold, and they are all positively correlated with v . Especially, v -dependence of F_{diss} gives a linear relation, leading to a linear friction coefficient at zero temperature.

It is worth noting that we use a very special physical motivation for the nonlocal interaction U in our calculations. The coupling between the two plates considered is assumed to be s-d coupling. This coupling arises from basic electromagnetic interactions, and therefore, it is nonlocal. Since condensed matter physics systems feature complex and novel excitations, this method also can be applied to other systems beyond electrons. Of course, for strongly correlated systems without a well-defined quasi-particle picture, non-perturbative methods for quantum dissipation are also worth trying.

Acknowledgement

We gratefully acknowledge Qiang Sun for valuable discussions. This research was supported by Dongying Science Development Fund Project(No. DJB2023015).

References

1. Xu, R. & Yan, Y. Theory of open quantum systems. *The J. Chem. Phys.* **116**, 9196–9206, DOI: [10.1063/1.1474579](https://doi.org/10.1063/1.1474579) (2002).
2. Joichi, I., Matsumoto, S. & Yoshimura, M. Quantum Dissipation in Open Harmonic Systems: —Operator Solution and Application to Decay Process—. *Prog. Theor. Phys.* **98**, 9–28, DOI: [10.1143/PTP.98.9](https://doi.org/10.1143/PTP.98.9) (1997).
3. The theory of a general quantum system interacting with a linear dissipative system. *Annals Phys.* **281**, 547–607, DOI: <https://doi.org/10.1006/aphy.2000.6017> (2000).
4. Zhang, L. & Wang, C. Quantum markov semigroup for open quantum system interacting with quantum bernoulli noises. *Rev. Math. Phys.* **35**, 2350015, DOI: [10.1142/S0129055X23500150](https://doi.org/10.1142/S0129055X23500150) (2023).
5. Xu, R.-X. & Yan, Y. Dynamics of quantum dissipation systems interacting with bosonic canonical bath: Hierarchical equations of motion approach. *Phys. Rev. E* **75**, 031107, DOI: [10.1103/PhysRevE.75.031107](https://doi.org/10.1103/PhysRevE.75.031107) (2007).
6. Jin, J. *et al.* Dynamics of quantum dissipation systems interacting with fermion and boson grand canonical bath ensembles: Hierarchical equations of motion approach. *The J. Chem. Phys.* **126**, 134113, DOI: [10.1063/1.2713104](https://doi.org/10.1063/1.2713104) (2007).
7. Degrande, C. *et al.* Effective field theory: A modern approach to anomalous couplings. *Annals Phys.* **335**, 21–32, DOI: <https://doi.org/10.1016/j.aop.2013.04.016> (2013).
8. Wen, X.-G. *Quantum Field Theory of Many-Body Systems: From the Origin of Sound to an Origin of Light and Electrons* (Oxford University Press, 2007).
9. Vasiliev, A. N. *Functional methods in quantum field theory and statistical physics* (CRC Press, 1998).
10. Berera, A., Gleiser, M. & Ramos, R. O. Strong dissipative behavior in quantum field theory. *Phys. Rev. D* **58**, 123508, DOI: [10.1103/PhysRevD.58.123508](https://doi.org/10.1103/PhysRevD.58.123508) (1998).
11. Peskin, M. E., Schroeder, D. V. & Martinec, E. An Introduction to Quantum Field Theory. *Phys. Today* **49**, 69–72, DOI: [10.1063/1.2807734](https://doi.org/10.1063/1.2807734) (1996).
12. Jentschura, U. D. Friction effects in atom-surface interactions. In *APS Division of Atomic, Molecular and Optical Physics Meeting Abstracts*, vol. 2016, B5–010 (2016).
13. Wang, Y. & Jia, Y. Quantum dissipation and friction attributed to plasmons. *Mod. Phys. Lett. B* **36**, 2150589, DOI: [10.1142/S0217984921505898](https://doi.org/10.1142/S0217984921505898) (2022).
14. Dodonov, A. V. Dynamical casimir effect via four- and five-photon transitions using a strongly detuned atom. *Phys. Rev. A* **100**, 032510, DOI: [10.1103/PhysRevA.100.032510](https://doi.org/10.1103/PhysRevA.100.032510) (2019).
15. Fosco, C. D., Lombardo, F. C. & Mazzitelli, F. D. Quantum dissipative effects in moving imperfect mirrors: Sidewise and normal motions. *Phys. Rev. D* **84**, 025011, DOI: [10.1103/PhysRevD.84.025011](https://doi.org/10.1103/PhysRevD.84.025011) (2011).
16. *The Phonon Dissipation Mode in Nanofriction*, vol. Volume 10: Micro- and Nano-Systems Engineering and Packaging of ASME International Mechanical Engineering Congress and Exposition. DOI: [10.1115/IMECE2016-66402](https://doi.org/10.1115/IMECE2016-66402).
17. Magiera, M. P., Wolf, D. E., Brendel, L. & Nowak, U. Magnetic friction and the role of temperature. *IEEE Transactions on Magn.* **45**, 3938–3941, DOI: [10.1109/TMAG.2009.2023623](https://doi.org/10.1109/TMAG.2009.2023623) (2009).
18. Persson, B. Electronic friction on a superconductor surface. *Solid State Commun.* **115**, 145–148, DOI: [https://doi.org/10.1016/S0038-1098\(00\)00151-4](https://doi.org/10.1016/S0038-1098(00)00151-4) (2000).
19. Dou, W. & Subotnik, J. E. Electronic friction near metal surfaces: A case where molecule-metal couplings depend on nuclear coordinates. *The J. Chem. Phys.* **146**, 092304, DOI: [10.1063/1.4965823](https://doi.org/10.1063/1.4965823) (2016).
20. Fosco, C. D., Lombardo, F. C. & Mazzitelli, F. D. Quantum dissipative effects in moving mirrors: A functional approach. *Phys. Rev. D* **76**, 085007, DOI: [10.1103/PhysRevD.76.085007](https://doi.org/10.1103/PhysRevD.76.085007) (2007).

21. Viotti, L., Belén Farías, M., Villar, P. I. & Lombardo, F. C. Thermal corrections to quantum friction and decoherence: A closed-time-path approach to atom-surface interaction. *Phys. Rev. D* **99**, 105005, DOI: [10.1103/PhysRevD.99.105005](https://doi.org/10.1103/PhysRevD.99.105005) (2019).
22. Farias, M. B., Fosco, C. D., Lombardo, F. C. & Mazzitelli, F. D. Quantum friction between graphene sheets. *Phys. Rev. D* **95**, 065012, DOI: [10.1103/PhysRevD.95.065012](https://doi.org/10.1103/PhysRevD.95.065012) (2017).
23. Farías, M. B. & Lombardo, F. C. Dissipation and decoherence effects on a moving particle in front of a dielectric plate. *Phys. Rev. D* **93**, 065035, DOI: [10.1103/PhysRevD.93.065035](https://doi.org/10.1103/PhysRevD.93.065035) (2016).
24. Wang, Y., Zhang, R. & Liu, F. The magnon mediated plasmon friction: a functional integral approach. *arXiv:2408.01405* (2024). [arXiv:2408.01405](https://arxiv.org/abs/2408.01405).
25. Ando, Y. Topological insulator materials. *J. Phys. Soc. Jpn.* **82**, 102001, DOI: [10.7566/JPSJ.82.102001](https://doi.org/10.7566/JPSJ.82.102001) (2013).
26. Zhang, D. *et al.* Superconducting proximity effect and possible evidence for pearl vortices in a candidate topological insulator. *Phys. Rev. B* **84**, 165120, DOI: [10.1103/PhysRevB.84.165120](https://doi.org/10.1103/PhysRevB.84.165120) (2011).
27. Golkar, S., Roberts, M. & Dam, S. Effective field theory of relativistic quantum hall systems. *J. High Energy Phys.* **2014**, 138, DOI: [10.1007/JHEP12%282014%29138](https://doi.org/10.1007/JHEP12%282014%29138) (2014).
28. Dou, W., Miao, G. & Subotnik, J. E. Born-oppenheimer dynamics, electronic friction, and the inclusion of electron-electron interactions. *Phys. Rev. Lett.* **119**, 046001, DOI: [10.1103/PhysRevLett.119.046001](https://doi.org/10.1103/PhysRevLett.119.046001) (2017).
29. Hollik, W. Quantum Field Theory and the Standard Model. *Phys. Today* **67**, 57–58, DOI: [10.1063/PT.3.2624](https://doi.org/10.1063/PT.3.2624) (2014).
30. Weinberg, S. & Greenberg, O. W. The Quantum Theory of Fields, Vol. 1: Foundations. *Phys. Today* **48**, 78–78, DOI: [10.1063/1.2808256](https://doi.org/10.1063/1.2808256) (1995).
31. Kim, S. P. & Page, D. N. Schwinger pair production in electric and magnetic fields. *Phys. Rev. D* **73**, 065020, DOI: [10.1103/PhysRevD.73.065020](https://doi.org/10.1103/PhysRevD.73.065020) (2006).
32. Olesen, P. On vacuum instability in quantum field theory. *Phys. Lett. B* **73**, 327–329, DOI: [https://doi.org/10.1016/0370-2693\(78\)90526-9](https://doi.org/10.1016/0370-2693(78)90526-9) (1978).