

How to escape atypical regions in the symmetric binary perceptron: a journey through connected-solutions states

Damien Barbier^{1*}

¹ Information Learning & Physics laboratory, École Polytechnique Fédérale de Lausanne, Lausanne, Switzerland

* damien.barbier@epfl.ch

Abstract

We study the binary symmetric perceptron model, and in particular its atypical solutions. While the solution-space of this problem is dominated by isolated configurations [1], it is also solvable for a certain range of constraint density α and threshold κ . We provide in this paper a statistical measure probing sequences of solutions, where two consecutive elements shares a strong overlap. After simplifications, we test its predictions by comparing it to Monte-Carlo simulations. We obtain good agreement and show that connected states with a Markovian correlation profile can fully decorrelate from their initialization only for $\kappa > \kappa_{\text{no-mem.state}}$ ($\kappa_{\text{no-mem.state}} \sim \sqrt{0.91 \log(N)}$ for $\alpha = 0.5$ and N being the dimension of the problem). For $\kappa < \kappa_{\text{no-mem.state}}$, we show that decorrelated sequences still exist but have a non-trivial correlations profile. To study this regime we introduce an *Ansatz* for the correlations that we label as the nested Markov chain.

Contents

1	Introduction	2
1.1	Background and Motivation	2
1.2	Summary of the results	3
1.3	Organization of the paper	4
2	A first remark: all planted solutions are isolated	5
3	Probing connected solutions around a planted solution	6
4	A first simplification the potential: the no-memory <i>Ansatz</i>	8
4.1	Detailed simplifications	8
4.2	Solving the optimization and choosing the magnetizations	9
4.3	Some properties of the simplified potential	10
5	The quenched procedure	13
5.1	The setting of the Monte-Carlo procedure and matching with the theoretical modelization	13
5.2	The update of the chain for a quench procedure	14
5.3	Remaining correlated with the planted signal ($\kappa < \kappa_{\text{no-mem.state}}^\alpha$)	15
5.4	Escaping in delocalized no-memory states ($\kappa > \kappa_{\text{no-mem.state}}^\alpha$)	16
6	Going beyond the no-memory <i>Ansatz</i>	18

7 Conclusion and discussion	26
A Proving that the planted free energy is approximately annealed	28
B General Ansatz for the chained equilibrium	30
B.1 General computation	31
B.2 Proving again that the replica Ansatz is annealed	32
C Simplifying the no-memory Ansatz potential	35
D Computing the chain potential for the nested Markovian process	37
References	39

1 Introduction

1.1 Background and Motivation

We consider the symmetric binary perceptron (SBP), introduced in [1], where we have a set $\underline{\xi} = \{\xi^\mu\}_{\mu \in \llbracket 1, M \rrbracket}$ of M i.i.d. standard Gaussian random vectors in \mathbb{R}^N , such that $M = \lfloor \alpha N \rfloor$ with $\alpha > 0$. This model consists in a constraint satisfaction problem for which binary vectors $\mathbf{x} \in \{-1, +1\}^N$ are solutions to the system of linear inequalities

$$|\xi^\mu \cdot \mathbf{x}| \leq \kappa \sqrt{N} \quad \text{for all } 1 \leq \mu \leq M \quad (1)$$

with $\kappa > 0$. Defining this set of solutions by $S(\underline{\xi}, \kappa)$, it was proven by Aubin, Perkins and Zdeborová [1] that $S(\underline{\xi}, \kappa)$ is non-empty with high probability if and only if the margin threshold κ verifies

$$\kappa > \kappa_{\text{SAT}}^\alpha \quad \text{with} \quad \log(2) + \alpha \log \left(\int \mathcal{D}u \Theta(\kappa_{\text{SAT}}^\alpha - |u|) \right) = 0. \quad (2)$$

We will use throughout this paper the notation $\mathcal{D}u$ to represent an integration with a scalar normal-distributed variable, and $\Theta(\cdot)$ for the Heaviside function. This condition can also be reformulated as $S(\underline{\xi}, \kappa)$ being non-empty if and only if α verifies

$$\alpha < \alpha_{\text{SAT}}^\kappa \quad \text{with} \quad \log(2) + \alpha_{\text{SAT}}^\kappa \log \left(\int \mathcal{D}u \Theta(\kappa - |u|) \right) = 0. \quad (3)$$

Our aim with this paper will be to analyse the geometrical arrangements of solutions for $\kappa > \kappa_{\text{SAT}}(\alpha)$ -or conversely $\alpha < \alpha_{\text{SAT}}^\kappa$ -.

In their seminal paper [2], Mézard and Krauth showed with replica-based computation [3] that the set of solutions for the one-sided perceptron (where there is no absolute value in the constraints (1)) is dominated by *isolated* solutions. This means that the typical solutions to this problem are at large Hamming distance -linear in N - from any other solutions. It is an indirect consequence of their geometrical structure sometimes called “frozen replica symmetry breaking” [4–8]. From the mathematics point of view, the frozen replica symmetry breaking prediction was proven true for the SBP in works by Perkins and Xu [9] and Abbé, Li and Sly [10]. They showed more particularly that for $\kappa > \kappa_{\text{SAT}}(\alpha)$, a solution drawn uniformly at random from $S(\underline{\xi}, \kappa)$ is *isolated* with high probability.

Having a constraint satisfaction problem with such a set of solutions has been usually associated with algorithmic hardness. Indeed, with the scope of using only local-moves algorithms, it is unlikely to find a routine capable of facing such extreme clustering. This phenomenology has been detailed and argued, for instance, by Zdeborová and Mézard [11], or Huang and Kabashima [7]. In some problems, this predicted algorithmic hardness was even confirmed empirically, [5, 11]. On the contrary, other constraint satisfaction problems are known to be solvable using certain efficient heuristics, while their typical solutions are predicted by statistical approaches to be isolated [6, 12–17]. A prime example of this is the above-defined binary perceptron, with symmetric or not threshold function. For this model, the solutions returned by efficient algorithms and their neighborhood have been the focus of several statistical mechanics papers [18–20]. One of the main intriguing observation of these studies is that solutions are arranged in dense regions. This could probably mean that *atypical, well connected* subset(s) of $S(\underline{\xi}, \kappa)$ are the regions found algorithmically. As mentioned earlier, these efficient algorithms also fail to return a solution if α is too large, which could be a hint for a *computational phase transition* in the binary perceptron.

Again in the symmetric binary perceptron, two recent mathematical works further elucidate the geometry of its solution landscape. First in [21], Abbé et al. show the existence of clusters comprising non-isolated solutions for $\kappa > \kappa_{\text{SAT}}(\alpha)$ and α small enough. These clusters they found could possibly be probed with an algorithm as their diameter is linear in N . Secondly, in the small α regime, Gamarnik et al. [22] established an almost sharp result stating the following:

- the online algorithm of Bansal and Spencer [23] can find a solution for $\kappa \geq c_0 \sqrt{\alpha}$ with c_0 a positive constant.
- for $\kappa \leq c_1 \sqrt{-\alpha / \log(\alpha)}$, with c_1 a positive constant, $S(\underline{\xi}, \kappa)$ exhibits an *overlap gap property* ruling out local algorithms.

Being more precise, the first result is established in the case for which the data set $\underline{\xi}$ is Rademacher distributed instead of Gaussian. Nevertheless, the same result is expected in the Gaussian case.

With a different perspective, Baldassi et al. [24] suggested that this computational transition can be caused by the presence/disappearance of regions where atypical solutions have a monotonous *local entropy* as a function of the distance. More precisely, this local entropy measures the number of solutions that can be found at a given Hamming distance from a fixed configuration, in this case a targeted atypical solution. If such a conjecture is correct, then it must agree with the above-mentioned finding of Gamarnik et al. [22] in the regime of small α .

In a previous paper [25], we elucidated why the replica method with a one-step replica symmetry breaking (1-RSB) *Ansatz* had so far not managed to find clusters of atypical solutions in the binary perceptron. As a reminder, this computation is a standard method for counting rare clusters in constraint satisfaction models, as long as they correspond to fixed points of a corresponding potential [26]. This analysis gave further elements for understanding that solutions with a local maximum in the local entropy, put forward in [18–20], correspond actually to 1-RSB rare clusters. However, we will see in the very beginning of this paper that any atypical solutions -including these 1-RSB clustered solutions- are in fact isolated.

Keeping this phenomenology in mind, this paper focuses on introducing a formalism capable of probing non-isolated solutions and describing their configurational arrangement.

1.2 Summary of the results

Solutions chain formalism: We define a formalism that allows to study connected solutions of the SBP. It consists in building sequentially a chain of solutions $\{\mathbf{x}_j\}_{j \in \llbracket 1, \ell \rrbracket}$, the starting

configuration \mathbf{x}_0 being a solution we plant. Each "link" \mathbf{x}_j is a solution with threshold κ_j and built following the same pattern: having determined the chain from \mathbf{x}_0 to \mathbf{x}_{j-1} , we pick \mathbf{x}_j by sampling a local entropy measure biased around \mathbf{x}_{j-1} . In practice the local entropy probes a subset of $S(\xi, \kappa_j)$ for which we have the additional constraint $\mathbf{x}_j \cdot \mathbf{x}_{j-1}/N = m_{j,j-1}$. This additional constraint is the reason why we call this approach a "chain formalism" as the set of solutions $\{\mathbf{x}_j\}_{j \in \llbracket 1, t \rrbracket}$ verifies for any consecutive "links" $\mathbf{x}_j \cdot \mathbf{x}_{j-1}/N = m_{j,j-1}$.

In the general case, evaluating the local entropy via replica computation is involving as any replica *Ansatz* can be considered a priori. However, when taking the limit $m_{j,j-1} \rightarrow 1$ it can be shown that an *annealed* evaluation of the entropy becomes exact. This simplification is yet not sufficient for our computation to be numerically tractable. Indeed, it also requires to evaluate the entire correlation function $m_{j,j'} = \mathbf{x}_j \cdot \mathbf{x}_{j'}/N$ for all j and j' . This task, close from dynamical mean-field theory computation [27–29], is known to be difficult.

The no-memory Ansatz: In a first attempt to determine chains of solutions in the SBP, we start by focusing on so-called no-memory chains. It consists in supposing that a "link" solution \mathbf{x}_j correlates non-trivially only with its neighbors \mathbf{x}_{j-1} and \mathbf{x}_{j+1} . A direct consequence of this simplification is the solutions chain becoming Markovian. It allows to study analytically the chain and the evolution of its local entropy as the number of "links" is increased. For fixed α and fixed overlap ($\mathbf{x}_j \cdot \mathbf{x}_{j-1}/N = m$ for all j) we identify a critical threshold $\kappa_{\text{no-mem.state}}^\alpha \sim \sqrt{-\log(1-m)}$ above which no-memory chains can be of infinite size and consequently be delocalized, i.e. $\lim_{t \rightarrow +\infty} \mathbf{x}_t \cdot \mathbf{x}_0/N = 0$.

We compare these prediction with Monte-Carlo simulations and observe good agreements when we set that two consecutive "link" solutions differ only by a spin flip, i.e. $m = 1 - 2/N$. More particularly, we show that the distribution of margins follow a profile that is not the one of typical solutions of this problem. For $\kappa < \kappa_{\text{no-mem.state}}^\alpha$, the no-memory chain describes the behavior of the Monte-Carlo dynamics as long as the total number of spin flip trials in the dynamics scales linearly with the size of the system. For longer time-scales, simulations attest to the presence of delocalized connected states which are not Markovian and thus do not follow the no-memory chain predictions.

The nested Markov chain Ansatz: To describe non-Markovian chains, we introduce what we call a nested Markov chain *Ansatz*. It consists in a hierarchical interactions profile between the elements $\{\mathbf{x}_j\}_{j \in \llbracket 1, t \rrbracket}$ of the chain -schematized in Fig. 9- that can be integrated recursively. With it we show that delocalized chains exist for a wider range of parameters $\{\alpha, \kappa\}$ than predicted with the no-memory *Ansatz*.

1.3 Organization of the paper

The rest of the paper is organized as follows:

- Section II focuses on showing that any planted configurations in the symmetric binary perceptron is isolated. It serves as a warm-up and justification for the introduction of a formalism guaranteeing connectivity between solutions.
- Section III is dedicated to the introduction of a "solutions chain" formalism. Broadly speaking, it consists in studying a sequence of solutions $\{\mathbf{x}_j\}_{j \in \llbracket 1, t \rrbracket}$ for which two consecutive elements have a fixed overlap $\mathbf{x}_{j+1} \cdot \mathbf{x}_j/N = m_{j+1,j}$.
- Section IV focuses on simplifying the chain formalism by introducing an *Ansatz* for the correlation function $m_{j,j'} = \mathbf{x}_j \cdot \mathbf{x}_{j'}/N$ -with $j, j' \in \llbracket 1, t \rrbracket^2$ -. We will call it the no-memory *Ansatz* as it describes a Markov-like chain.

- Section V is devoted to put in parallel predictions from this no-memory *Ansatz* and Monte-Carlo simulations.
- Finally, in section VI we propose to go beyond the no-memory *Ansatz* with our chain formalism. More practically, we introduce a routine that allows us to study chains of solutions with non-trivial correlations $\{m_{j,j'}\}_{j,j' \in \llbracket 1,t \rrbracket^2}$.

2 A first remark: all planted solutions are isolated

We start our analysis of the symmetric binary perceptron with a small warm-up. In this section, we will focus on the planted version of this model and highlight how any planted solution is isolated. Starting with definitions, the planted symmetric binary perceptron is built as follows: suppose that we fix a configuration \mathbf{x}_0 on the hypercube, we draw a biased data set $\{\xi^\mu\}_{\mu \in \llbracket 1,M \rrbracket}$ following the rule

$$\xi^\mu = \frac{w^\mu \mathbf{x}_0}{\sqrt{N}} + \xi^{\top \mu} \quad (4)$$

where $\{\xi^{\top \mu}\}_{\mu \in \llbracket 1,M \rrbracket}$ is a set of i.i.d. random Gaussian variables orthogonal to \mathbf{x}_0 -i.e. $\xi^{\top \mu} \sim \mathcal{N}(0, \mathbf{I} - \frac{1}{N} \mathbf{x}_0 \mathbf{x}_0^\top)$ -. The set of margins $\{w^\mu = \xi^\mu \cdot \mathbf{x}_0\}_{\mu \in \llbracket 1,M \rrbracket}$ is drawn from an arbitrary distribution $P^\kappa[\cdot]$, which verifies the constraint

$$P^\kappa[w] = 0 \quad \text{for } |w| > \kappa. \quad (5)$$

Throughout this article we will keep the convention according to which the index κ indicates that a margin distribution is null outside the interval $[-\kappa, \kappa]$. With this setting \mathbf{x}_0 is a solution of the planted perceptron with threshold κ , as it verifies $\xi^\mu \cdot \mathbf{x}_0 = \sqrt{N} w^\mu$ and $|w^\mu| < \kappa$.

In a previous paper focusing on this model [25] it has been showed that the local entropy of solutions around the planted solution \mathbf{x}_0 is [25]

$$\begin{aligned} \phi_{\text{planted}}^\kappa[\mathbf{x}_0, m] &= \frac{1}{N} \mathbb{E}_\xi \left\{ \log \left[\sum_{\substack{\mathbf{x} \in \Sigma^N \\ \text{s.t. } \frac{\mathbf{x} \cdot \mathbf{x}_0}{N} = m}} e^{\sum_{\mu=1}^M \log[\Theta(\kappa - |\xi^\mu \cdot \mathbf{x}|)]} \right] \right\} \\ &= \text{opt}_{q, \hat{q}, \hat{m}} \left\{ \phi_{\text{planted}}^{\kappa, *}[\mathbf{x}_0, q, \hat{q}, m, \hat{m}] \right\} \end{aligned} \quad (6)$$

with

$$\phi_{\text{planted}}^{\kappa, *}[\mathbf{x}_0, q, \hat{q}, m, \hat{m}] = -\frac{1-q}{2} \hat{q} - m \hat{m} + \int \mathcal{D}z \phi_{\text{in}}[z, \hat{q}, \hat{m}] \quad (7)$$

$$+ \alpha \int \mathcal{D}z \mathcal{D}w P^\kappa[w] \phi_{\text{out}}^\kappa[w, z, q, m],$$

$$\phi_{\text{out}}^\kappa[w, z, q, m] = \log \left[H(\kappa, mw + \sqrt{q - m^2}z, 1 - q) \right], \quad (8)$$

$$\phi_{\text{in}}[z, \hat{q}, \hat{m}] = \log \left[\sum_{x=\pm 1} e^{(\hat{m} + \sqrt{\hat{q}}z)x} \right] = \log \left[2 \cosh(\hat{m} + \sqrt{\hat{q}}z) \right], \quad (9)$$

$$H(x, y, z) = \int_{\frac{-y-x}{\sqrt{z}}}^{\frac{-y+x}{\sqrt{z}}} \mathcal{D}u = \frac{1}{2} \text{erf} \left[\frac{x-y}{\sqrt{2z}} \right] + \frac{1}{2} \text{erf} \left[\frac{x+y}{\sqrt{2z}} \right] \quad (10)$$

and where again $\mathcal{D}z, \mathcal{D}u$ represent an integration with a scalar normal-distributed variable. The magnetization m is the overlap between the equilibrated system and the planted configuration, i.e. $\mathbb{E}_\xi[\mathbf{x} \cdot \mathbf{x}_0] = Nm$. The self-overlap q corresponds to the overlap between two distinct typical configurations a and b of the equilibrium measure, i.e. $\mathbb{E}_\xi[\mathbf{x}^a \cdot \mathbf{x}^b] = Nq$. Finally \hat{q} and \hat{m} are external fields that fix these overlaps. For more details on the derivation of this local entropy we redirect the interested readers to previous statistical mechanics works [1, 25].

The number of solutions that lie extremely close to the planted solution can be obtained by fixing $m \approx 1$ and optimizing over $\{q, \hat{q}, \hat{m}\}$ in the local entropy. In this case we identify a saddle-point that corresponds to the annealed replica *Ansatz*, i.e. $\{q = m^2, \hat{q} \ll \hat{m}, \hat{m} = \text{artanh}[m]\}$. More details about the demonstration can be found in App. A. In this setting, the total number of such solutions is therefore given by the annealed local entropy

$$\begin{aligned} \phi_{\text{planted}}^{\kappa, \text{annealed}}[\mathbf{x}_0, m] = & -\frac{1-m}{2} \log\left(\frac{1-m}{2}\right) - \frac{1+m}{2} \log\left(\frac{1+m}{2}\right) \\ & + \alpha \int dw P^\kappa[w] \log[H(\kappa, mw, 1-m^2)]. \end{aligned} \quad (11)$$

In App. A we also show that at first order in $1-m$ this local entropy boils down to

$$\begin{aligned} \phi_{\text{planted}}^{\kappa, \text{annealed}}[\mathbf{x}_0, m] \Big|_{m \approx 1} \approx & -\frac{1-m}{2} \log\left(\frac{1-m}{2}\right) \\ & + 2\alpha\sqrt{1-m} \int_0^{+\infty} dB \{P^\kappa[\kappa] + P^\kappa[-\kappa]\} \log\left[\frac{1 + \text{erf}[B]}{2}\right]. \end{aligned} \quad (12)$$

It can be easily check numerically that there is a range of magnetization such that the local entropy remains strictly negative, as long as $P^\kappa[\kappa] + P^\kappa[-\kappa] \neq 0$. More precisely this simplification allows to check that

$$\exists m_0 \in [0, 1[\quad \text{s.t.} \quad \phi_{\text{planted}}^{\kappa, \text{annealed}}[\mathbf{x}_0, m] < 0 \quad \forall m \in]m_0, 1[. \quad (13)$$

This means that all the solutions that we can plant in the symmetric binary perceptron are isolated. Starting from the configuration \mathbf{x}_0 , we have to flip an extensive number of spins in order to reach any other solution of the problem, this is often referred as an overlap gap. So as to beat this curse we will focus in the following on building connected solutions.

3 Probing connected solutions around a planted solution

In this section we will describe how we can find connected solutions around a planted configuration. A first tentative for finding such solutions has been carried out in [25]. In this paper the authors avoided the overlap gap we described in the previous section by planting a solution with threshold κ' and probing solutions with higher threshold $\kappa \geq \kappa'$. Such a release in the constraints of the problem allows for an exponential number of solutions to appear around the planted configuration. However, the distance between these new typical solutions and the planted one is extensive, i.e $Nm = \mathbb{E}_\xi[\mathbf{x} \cdot \mathbf{x}_0] = \mathcal{O}(N)$. This means that there is no control over whether or not there is a solution path connecting the planted configuration to these new typical solutions (at threshold κ and overlap m). In other words, we do not know if there is a sequence of single spin flips which makes it possible to join \mathbf{x}_0 to \mathbf{x} while remaining a solution of the perceptron with threshold κ .

In the following, we will therefore follow the same procedure of planting a solution with threshold κ' and probing solutions with threshold $\kappa \geq \kappa'$. But we will build an equilibrium

measure that imposes solutions to be connected. More practically speaking, we will focus on the equilibrium potential

$$\begin{aligned}
V_t \left[\mathbf{x}_0, \{m_{j+1,j}\}_{j \in \llbracket 0, t-1 \rrbracket}, \{\kappa_j\}_{j \in \llbracket 1, t \rrbracket} \right] & \quad (14) \\
= \frac{1}{N} \mathbb{E}_\xi \left\{ \sum_{\mathbf{x}_1} P^{\kappa_1} \left[\mathbf{x}_1 \mid \frac{\mathbf{x}_0 \cdot \mathbf{x}_1}{N} = m_{1,0} \right] \times \cdots \times \sum_{\mathbf{x}_{t-1}} P^{\kappa_{t-1}} \left[\mathbf{x}_{t-1} \mid \frac{\mathbf{x}_{t-2} \cdot \mathbf{x}_{t-1}}{N} = m_{t-1, t-2} \right] \right. \\
& \left. \times \log \left[\sum_{\substack{\mathbf{x}_t \in \Sigma^N \\ \text{s.t. } \frac{\mathbf{x}_t \cdot \mathbf{x}_{t-1}}{N} = m_{t, t-1}}} e^{\sum_{\mu=1}^M \log[\Theta(\kappa_t - |\xi^\mu \cdot \mathbf{x}_t|)]} \right] \right\}
\end{aligned}$$

with

$$P^{\kappa_j} \left[\mathbf{x}_j \mid \frac{\mathbf{x}_{j-1} \cdot \mathbf{x}_j}{N} = m_{j, j-1} \right] = \frac{\delta \left(\frac{\mathbf{x}_{j-1} \cdot \mathbf{x}_j}{N} - m_{j, j-1} \right) \prod_{\mu=1}^M \Theta(\kappa_j - |\xi^\mu \cdot \mathbf{x}_j|)}{Z^{\kappa_j}[\mathbf{x}_{j-1}, m_{j, j-1}]}. \quad (15)$$

and $Z^{\kappa_j}[\mathbf{x}_{j-1}, m_{j, j-1}]$ being the renormalization factor of the distribution. As in [25], \mathbf{x}_0 is a fixed planted solution that act like a quench variable. But in the setting above, we also add a solutions chain (from "link" $j = 1$ to $j = t - 1$) that will bias the ensemble of solutions we probe. We call it a chain as two consecutive "link" configurations \mathbf{x}_j and \mathbf{x}_{j+1} are constrained to have an overlap $m_{j+1, j}$. We also impose that each "link" \mathbf{x}_j is a solution of the constraint satisfaction problem with a given threshold κ_j . Thus, $V_t[., ., .]$ is a local entropy which counts the number of solutions \mathbf{x}_t that can form the next "link" in the chain (given that it has the correct threshold κ_t and overlap $\mathbb{E}_\xi[\mathbf{x}_t \cdot \mathbf{x}_{t-1}/N] = m_{t, t-1}$). If the potential is positive, it means that \mathbf{x}_t can be chosen among an exponential number of binary configurations. Therefore, we will consider that it is possible to join \mathbf{x}_0 to $\mathbf{x} = \mathbf{x}_t$ by exploring sequentially the solutions chain $\{\mathbf{x}_j\}_{j \in \llbracket 0, t \rrbracket}$ if the chain potential $V_j[., ., .]$ is positive for $j \in \llbracket 1, t \rrbracket$. In fact, this construction shares similarities with previous works on quasi-equilibrium formalism, in particular for spin glasses models [30, 31]. And more broadly speaking, sequences of conditional probabilities is a central feature of the dynamical mean-field theory framework [27–29].

After some computation steps it can be shown that the potential reads (the detailed computation can be found in App. B)

$$\begin{aligned}
V_t \left[\mathbf{x}_0, \{m_{j+1,j}\}_{j \in \llbracket 0, t-1 \rrbracket}, \{\kappa_j\}_{j \in \llbracket 1, t \rrbracket} \right] & \quad (16) \\
= \text{opt} \left[\begin{array}{l} \text{opt}^* \left\{ V_t^* \left[\mathbf{x}_0, \{m_{j,j'}\}_{0 \leq j' < j \leq t}, \{\hat{m}_{j,j'}\}_{0 \leq j' < j \leq t}, \{\kappa_j\}_{j \in \llbracket 1, t \rrbracket} \right] \right\} \\ \{ \hat{m}_{t,j'} \}_{0 \leq j' \leq t-1} \\ \{ m_{t,j'} \}_{0 \leq j' \leq t-2} \end{array} \right]
\end{aligned}$$

with

$$\begin{aligned}
V_t^* \left[\mathbf{x}_0, \{m_{j,j'}\}_{0 \leq j' < j \leq t}, \{\hat{m}_{j,j'}\}_{0 \leq j' < j \leq t}, \{\kappa_j\}_{j \in \llbracket 1, t \rrbracket} \right] = & - \sum_{j' < t} \hat{m}_{t,j'} m_{t,j'} \quad (17) \\
& + \sum_{x_0, \dots, x_{t-1} = \pm 1} \frac{1}{2} \prod_{j=1}^{t-1} \frac{e^{\sum_{0 \leq j' < j} \hat{m}_{j,j'} x_j x_{j'}}}{2 \cosh \left(\sum_{0 \leq j' < j} \hat{m}_{j,j'} x_{j'} \right)} \log \left[2 \cosh \left(\sum_{0 \leq j' < t} \hat{m}_{t,j'} x_{j'} \right) \right] \\
& + \alpha \int \prod_{j=0}^{t-1} dw_j P^{\kappa_0} [w_0] \prod_{j=1}^{t-1} \frac{e^{-\frac{\sum_{0 \leq j' \leq j} \Sigma_{j,j'}(\mathbf{m}) w_j w_{j'}}{2}} \Theta(\kappa^j - |w_j|)}{\int dw_j^* e^{-\frac{\sum_{0 \leq j' \leq j} \Sigma_{j,j'}(\mathbf{m}) w_j^* w_{j'}}{2}} \Theta(\kappa^j - |w_j^*|)} \\
& \quad \times \log \left[\int dw_t e^{-\frac{\sum_{0 \leq j' \leq t} \Sigma_{t,j'}(\mathbf{m}) w_t w_{j'}}{2}} \Theta(\kappa^t - |w_t|) \right].
\end{aligned}$$

The matrix $\Sigma(\mathbf{m})$ simply fixes the covariances for the interactions $w_j^\mu = \xi^\mu \cdot \mathbf{x}_j$ as

$$\Sigma^{-1}(\mathbf{m})_{j,j'} = \mathbb{E}_\xi \left[\frac{(\xi^\mu \cdot \mathbf{x}_j)(\xi^\mu \cdot \mathbf{x}_{j'})}{N} \right] = \mathbb{E}_\xi \left[\frac{\mathbf{x}_j \cdot \mathbf{x}_{j'}}{N} \right] = m_{j,j'} \quad \text{and} \quad m_{j,j} = 1. \quad (18)$$

We specified two types of optimization, respectively labelled "opt*" and "opt", in Eq. (16). The first one corresponds to a "time-ordered" optimization. By this we mean that the fields $\hat{m}_{j,j'}$ and overlaps $m_{j,j'}$ which do not involve the "link" at time t are set by optimizing (in increasing order) the potentials $V_{t'=1}^*[\cdot, \cdot, \cdot, \cdot]$ to $V_{t'=t-1}^*[\cdot, \cdot, \cdot, \cdot]$. The second optimization corresponds simply to the usual maximization of the potential $V_t^*[\cdot, \cdot, \cdot, \cdot]$ over the variables $\hat{m}_{t,j'}$ and $m_{t,j'}$. To put it more concretely, we set $\hat{m}_{1,0}$ and $m_{1,0}$ by optimizing $V_{t=1}^*[\cdot, \cdot, \cdot, \cdot]$. Then, we fix $\hat{m}_{2,0}$, $\hat{m}_{2,1}$, $m_{2,0}$ and $m_{2,1}$ by optimizing $V_{t=2}^*[\cdot, \cdot, \cdot, \cdot]$ (and so on and so forth).

This optimization scheme actually becomes more and more difficult as we increase the number of "links" in the chain. Indeed, if we look at the t^{th} "link" in the chain, we have to optimize the potential over $2(t-1)$ variables. It is thus crucial to simplify this procedure in order to study large chains of connected solutions. In the following section we will propose a first simple *Ansatz* for fields $\{\hat{m}_{j,j'}\}_{0 \leq j' < j \leq t}$ and overlaps $\{m_{j,j'}\}_{0 \leq j' < j \leq t}$. This *Ansatz* will drastically reduce the number of variables involved in the optimization scheme. A second leg of this paper will then be dedicated at refining this simple *Ansatz*. In the rest of this paper, we will always refer to the term involving a sum over x 's binary variables - respectively an integral over w 's continuous variables- in Eq. (17) as the entropic term -respectively the energetic term-.

4 A first simplification the potential: the no-memory *Ansatz*

4.1 Detailed simplifications

As mentioned just above, optimizing the potential $V_t^*[\cdot, \cdot, \cdot, \cdot]$ over the whole set of free variables $\{\hat{m}_{j,j'}\}$ and $\{m_{j,j'}\}$ is a difficult task. Therefore in this part, we will suppose that any given "link" -indexed j - only gets coupled with its nearest-neighboring "links", i.e. the ones labelled $j' = j \pm 1$. In other words, we will suppose that the number of solutions \mathbf{x}_{j+1} probed at the step $j+1$ only depends on the "link" configuration \mathbf{x}_j , and not on the whole set of configurations $\{\mathbf{x}_{j'}\}_{0 \leq j' \leq j}$. Regarding the fields $\{\hat{m}_{j,j'}\}$, this no-memory *Ansatz* implies that we set

$$\hat{m}_{j,j'} = 0 \quad \text{for} \quad |j - j'| \neq 1. \quad (19)$$

Keeping only the nearest-neighbor interactions, the entropic term in the potential behaves like an effective 1D Ising spin chain, i.e.

$$\begin{aligned} & \sum_{x_0, \dots, x_{t-1} = \pm 1} \frac{1}{2} \prod_{j=1}^{t-1} \frac{e^{\sum_{0 \leq j' < j} \hat{m}_{j,j'} x_j x_{j'}}}{2 \cosh\left(\sum_{0 \leq j' < j} \hat{m}_{j,j'} x_{j'}\right)} \log \left[2 \cosh\left(\sum_{0 \leq j' < t} \hat{m}_{t,j'} x_{j'}\right) \right] \\ &= \sum_{x_0, \dots, x_{t-1} = \pm 1} \frac{1}{2} \prod_{j=1}^{t-1} \frac{e^{\hat{m}_{j,j-1} x_j x_{j-1}}}{2 \cosh(\hat{m}_{j,j-1})} \log [2 \cosh(\hat{m}_{t,t-1} x_{t-1})]. \end{aligned} \quad (20)$$

As in the 1D Ising spin chain, this implies that the overlaps have to verify

$$m_{j,j'} = \prod_{l=j'}^{j-1} m_{l+1,l}. \quad (21)$$

This last result allows for important simplifications in the correlation matrix $\Sigma(\mathbf{m})$. In fact, we have now that

$$\Sigma_{j,j'}^{-1}(\mathbf{m}) = \mathbb{E}_{\xi} \left[\frac{\mathbf{x}_j \cdot \mathbf{x}_{j'}}{N} \right] = \prod_{l=j'}^{j-1} m_{l+1,l} \quad (22)$$

Keeping this correlation structure, we can perform the standard change of variable (see Appendix A in [1] for more details)

$$w_j = m_{j,j-1} w_{j-1} + \sqrt{1 - m_{j,j-1}^2} u_j \quad (23)$$

with $u_l \sim \mathcal{N}(0, 1)$ for $l \in \llbracket 1, j \rrbracket$. Implementing Eqs. (20,23) in our potential we can derive the simplified expression

$$\begin{aligned} V_t^*[\mathbf{x}_0, \{m_{j,j-1}\}_{1 \leq j \leq t}, \hat{m}_{t,t-1}, \{\kappa_j\}_{j \in \llbracket 1, t \rrbracket}] &= -\hat{m}_{t,t-1} m_{t,t-1} + \log [2 \cosh(\hat{m}_{t,t-1})] \\ &+ \alpha \int dw_{t-1} P^{\kappa_{t-1}}[w_{t-1}] \log [H(\kappa^t, m_{t,t-1} w_{t-1}, 1 - m_{t,t-1}^2)] \end{aligned} \quad (24)$$

with the update rule

$$P^{\kappa_j}[w_j] = \int dw_{j-1} \frac{e^{-\frac{(w_j - m_{j,j-1} w_{j-1})^2}{2(1 - m_{j,j-1}^2)}} \Theta(\kappa_j - |w_j|)}{\sqrt{2\pi(1 - m_{j,j-1}^2)} H(\kappa_j, m_{j,j-1} w_{j-1}, 1 - m_{j,j-1}^2)} P^{\kappa_{j-1}}[w_{j-1}]. \quad (25)$$

The detailed computation steps to obtain this potential can be found in App. C.

4.2 Solving the optimization and choosing the magnetizations

Now that we have simplified the potential $V_t^*[\cdot, \cdot, \cdot, \cdot]$, the double optimization required to derive $V_t[\cdot, \cdot, \cdot, \cdot]$ -see Eq. (16)- is trivial. Indeed, the no-memory *Ansatz* presented just above fixes all fields to zero except $\{\hat{m}_{j+1,j}\}_{j \in \llbracket 0, t-1 \rrbracket}$. We recall that almost all the fields, $\{\hat{m}_{j+1,j}\}_{j \in \llbracket 0, t-2 \rrbracket}$, appear in the "time-ordered" optimization labelled opt^* . Again, this means that we set $\hat{m}_{1,0}$ by optimizing $V_{t=1}^*[\cdot, \cdot, \cdot, \cdot]$, then $\hat{m}_{2,1}$ by optimizing $V_{t=2}^*[\cdot, \cdot, \cdot, \cdot]$ and so on and so forth. We finally optimize the potential $V_t^*[\cdot, \cdot, \cdot, \cdot]$ over the last free variable, namely $\hat{m}_{t,t-1}$. Each of these optimizations is identical and simply boils down to verifying

$$\begin{aligned} & \partial_{\hat{m}_{j+1,j}} \left\{ -\hat{m}_{j+1,j} m_{j+1,j} + \log [2 \cosh(\hat{m}_{j+1,j})] \right\} = 0, \quad \forall j \in \llbracket 0, t-1 \rrbracket \\ & \implies \hat{m}_{j+1,j} = \text{artanh}[m_{j+1,j}]. \end{aligned} \quad (26)$$

In the following, we will consider for simplification that the distance between two consecutive "link" solutions \mathbf{x}_j and \mathbf{x}_{j+1} is constant along the chain, i.e. $m_{j+1,j} = m$. If we plug the saddle-point from Eq. (26) in the expression of $V_t^*[\cdot, \cdot, \cdot, \cdot]$ we finally obtain the expression for the potential $V_t[\cdot, \cdot, \cdot, \cdot]$

$$V_t[\mathbf{x}_0, m, \{\kappa_j\}_{j \in \llbracket 1, t \rrbracket}] = -\frac{1-m}{2} \log\left(\frac{1-m}{2}\right) - \frac{1+m}{2} \log\left(\frac{1+m}{2}\right) \quad (27)$$

$$+ \alpha \int dw_{t-1} P^{\kappa_{t-1}}[w_{t-1}] \log[H(\kappa^t, mw_{t-1}, 1-m^2)]$$

where we recall that the update rule for the distribution of interactions $P^{\kappa_j}[\cdot]$ is

$$P^{\kappa_j}[w_j] = \int dw_{j-1} \frac{e^{-\frac{(w_j - mw_{j-1})^2}{2(1-m^2)}} \Theta(\kappa_j - |w_j|)}{\sqrt{2\pi(1-m^2)} H(\kappa_j, mw_{j-1}, 1-m^2)} P^{\kappa_{j-1}}[w_{j-1}]. \quad (28)$$

Now, we can start to carefully analyse the potential for our connected solutions. The first thing we have to fix is the overlap m between two consecutive solutions in the chain. In fact, the distance between two "links" \mathbf{x}_j and \mathbf{x}_{j-1} is $\mathbb{E}_\xi[\mathbf{x}_j \cdot (\mathbf{x}_j - \mathbf{x}_{j-1})] = N(1-m)$. Generally, the overlap m is considered to be $\mathcal{O}(1)$ and thus the distance $N(1-m)$ is $\mathcal{O}(N)$. But in our setting we can probe configurations in a regime where $N(1-m) = o(N)$. The only thing we need to control in this case is that the saddle-point approximation -used in the computation of $V_j[\cdot, \cdot, \cdot, \cdot]$ - remains correct. In other words, when we take $N(1-m) = o(N)$ the finite-size corrections to the saddle-point evaluation have to remain negligible. A common result from the study of the canonical ensemble - see the Chapter 7.2 in [32]- is that these corrections are of order $\log(N)/N$. Thus, a simple criteria we can identify for the overlap is that

$$V_j[\mathbf{x}_0, m, \{\kappa_{j'}\}_{j' \in \llbracket 1, j \rrbracket}] \gg \frac{\log(N)}{N} \quad (29)$$

$$\implies -\frac{1-m}{2} \log\left(\frac{1-m}{2}\right) - \frac{1+m}{2} \log\left(\frac{1+m}{2}\right) \gg \frac{\log(N)}{N}$$

$$\implies -\frac{1-m}{2} \log\left(\frac{1-m}{2}\right) \gg \frac{\log(N)}{N}$$

$$\implies 1-m \gg \frac{2}{N},$$

where $1-m = 2/N$ is exactly the distance between \mathbf{x}_j and \mathbf{x}_{j-1} when only one spin has been flipped. Taking into an account this criteria, we will consider the limiting case $1-m = 2f(N)/N$ where the function $f(\cdot)$ can be any function verifying $\lim_{N \rightarrow +\infty} f(N) = +\infty$ and $f(N) > 1$. Thus, we will probe solutions $\{\mathbf{x}_j\}_{0 < j < t}$ which can be visited by sequentially flipping $f(N)$ spins, while correctly counting their number with the saddle-point evaluation of $V_j[\cdot, \cdot, \cdot, \cdot]$. In particular, we can set $f(N) \ll N$, which means that we flip a large but sub-extensive number of spins.

4.3 Some properties of the simplified potential

In this section we will detail the more straightforward properties implied by our construction of connected solutions. First, in Fig. 1 we represented a schematic view of the connected solutions arrangement. At the center we have the planted configuration \mathbf{x}_0 . Then, we find $e^{NV_1[\mathbf{x}_0, m, \kappa_1]}$ solutions \mathbf{x}_1 to form the first "link" in our chain -at a distance corresponding to $\mathbb{E}_\xi[\mathbf{x}_0 \cdot \mathbf{x}_1] = m$ -. Subsequently, we select a given solution \mathbf{x}_1 and find $e^{NV_2[\mathbf{x}_0, m, \kappa_1, \kappa_2]}$ solutions \mathbf{x}_2 for the second "link" in the chain. Again, the distance between \mathbf{x}_1 and \mathbf{x}_2 is such that

$\mathbb{E}_\xi[\mathbf{x}_1 \cdot \mathbf{x}_2] = m$. The no-memory *Ansatz* is such that $\mathbb{E}_\xi[\mathbf{x}_0 \cdot \mathbf{x}_2] = m^2$, see Eq. (21). We can generalize this construction saying that we select a chain of connected configurations $\{\mathbf{x}_j\}_{1 \leq j \leq t-1}$ and find $e^{NV_t[\mathbf{x}_0, m, \{\kappa_j\}_{j \in \llbracket 1, t \rrbracket}]}$ solution \mathbf{x}_t with $\mathbb{E}_\xi[\mathbf{x}_{t-1} \cdot \mathbf{x}_t] = m$. Again, Eq. (21) shows that

$$\mathbb{E}_\xi[\mathbf{x}_j \cdot \mathbf{x}_t] = m^{|t-j|}. \quad (30)$$

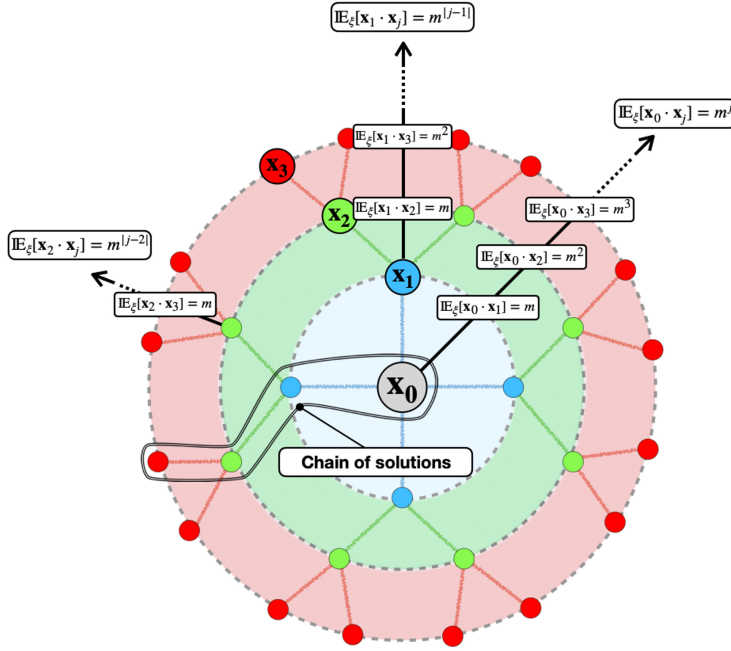


Figure 1: Schematic representation for the geometrical arrangement of the connected solutions we probe in the symmetric binary perceptron. At the center we find the initial planted configuration \mathbf{x}_0 . Directly away from it we have the solutions \mathbf{x}_1 , their typical number being $e^{NV_1[\mathbf{x}_0, m, \kappa_1]}$. Then, having fixed the solutions \mathbf{x}_0 and \mathbf{x}_1 we are able to probe $e^{NV_2[\mathbf{x}_0, m, \kappa_1, \kappa_2]}$ solutions \mathbf{x}_2 . A chain of connected solutions corresponds to a set of solutions $\{\mathbf{x}_j\}_{j \in \llbracket 1, t \rrbracket}$ where we have fixed the overlap between to consecutive configurations $\mathbf{x}_{j+1} \cdot \mathbf{x}_j / N = m$.

Another remark we can make is that $V^t[., ., .]$ has exactly the same form as the potential $\phi_{\text{planted}}^{\kappa, \text{annealed}}[., .]$, see Eq. (11). We recall that this potential counts the number of solutions with threshold κ around a planted signal also with threshold κ . In Sec. 2, we showed with it that any planted signal is isolated as it verifies

$$\exists m_0 \in [0, 1[\quad \text{s.t.} \quad \phi_{\text{planted}}^{\kappa, \text{annealed}}[\mathbf{x}_0, m'] < 0 \quad \forall m' \in]m_0, 1[. \quad (31)$$

This means that there is a finite distance range for which no solution can be found around the planted signal, it is often called an overlap-gap [33, 34]. If we transcribe this for our connected solutions setting, this shows that any "link" configuration \mathbf{x}_{t-1} with threshold κ_{t-1} is an isolated solution. In other words, if we set $\kappa_t \leq \kappa_{t-1}$ we have

$$\exists m_0 \in [0, 1[\quad \text{s.t.} \quad V_t[\mathbf{x}_0, m', \{\kappa_j\}_{j \in \llbracket 1, t \rrbracket}] \Big|_{\kappa_t \leq \kappa_{t-1}} < 0 \quad \forall m' \in]m_0, 1[. \quad (32)$$

More generally, if we set $\kappa_t > \kappa_{t-1}$ we observe numerically that

$$\exists \{m_0, m_1\} \in [0, 1[^2 \quad \text{s.t.} \quad V_t[\mathbf{x}_0, m', \{\kappa_j\}_{j \in \llbracket 1, t \rrbracket}] \Big|_{\kappa_t > \kappa_{t-1}} < 0 \quad \forall m' \in]m_0, m_1[. \quad (33)$$

The presence of this overlap-gap between m_0 and m_1 will dictate whether or not our chain of solutions stops or continues. As presented in Fig. 2, if the solutions \mathbf{x}_t with $\mathbb{E}_\xi[\mathbf{x}_t \cdot \mathbf{x}_{t-1}] = m$ are in this overlap-gap ($V_t[\mathbf{x}_0, m, \{\kappa_j\}_{j \in \llbracket 1, t \rrbracket}] < 0$) their typical number will be $\lim_{N \rightarrow +\infty} \exp(NV_t[\mathbf{x}_0, m, \{\kappa_j\}_{j \in \llbracket 1, t \rrbracket}]) = 0$. In this case, \mathbf{x}_{t-1} has no solution with threshold κ_t at the distance we fixed and thus the chain of solution stops. On the contrary, if $V_t[\mathbf{x}_0, m, \{\kappa_j\}_{j \in \llbracket 1, t \rrbracket}] > 0$ we find an exponential number of solutions \mathbf{x}_t and the chain can continue. As we detailed in Fig. 2, different scenarios are possible depending on whether $\kappa_t \leq \kappa_{t-1}$ or $\kappa_t > \kappa_{t-1}$. With the former the overlap-gap is between $m' = 1$ and $m' = m_0$, so the condition for the chain to continue is $m \leq m_0$. In the following, we will see this condition when studying quenches, i.e $\kappa_1 > \kappa_0$ and $\kappa_{j(\neq 0)} = \kappa_1$. The latter situation is a bit more complex as the gap is between $m' = m_1$ and $m' = m_0$. In this case the chain can continue only if $m \notin]m_0, m_1[$.

Obviously this construction raises the question of the feasibility of crossing such overlap gaps. In recent work [22, 33, 34], this has been considered to be algorithmically impossible as going from \mathbf{x}_{t-1} to \mathbf{x}_t means being able to flip an extensive number of spins in one go. However, with our connected solutions setting we have $m = 1 - 2f(N)/N$ with $f(\cdot)$ any function verifying $\lim_{N \rightarrow +\infty} f(N) = +\infty$ and $f(N) > 1$. This means that the number of spins we have to flip between \mathbf{x}_{t-1} to \mathbf{x}_t is actually $f(N)$, and it can be arbitrary small. Thus, if an overlap gap appears for a range of spin flips smaller than $f(N)$ we will consider that it is algorithmically possible to cross it.

When comparing with the original planted model of Sec. 2, it is now clear how the connected solutions formalism enables us to avoid the curse of observing only isolated solutions in this model. With the chain formalism a minimum distance $1 - m$ is set and divides overlap gaps into two category: either they are discarded when they appear below this minimal distance, or they are taken into account when they appear above it.

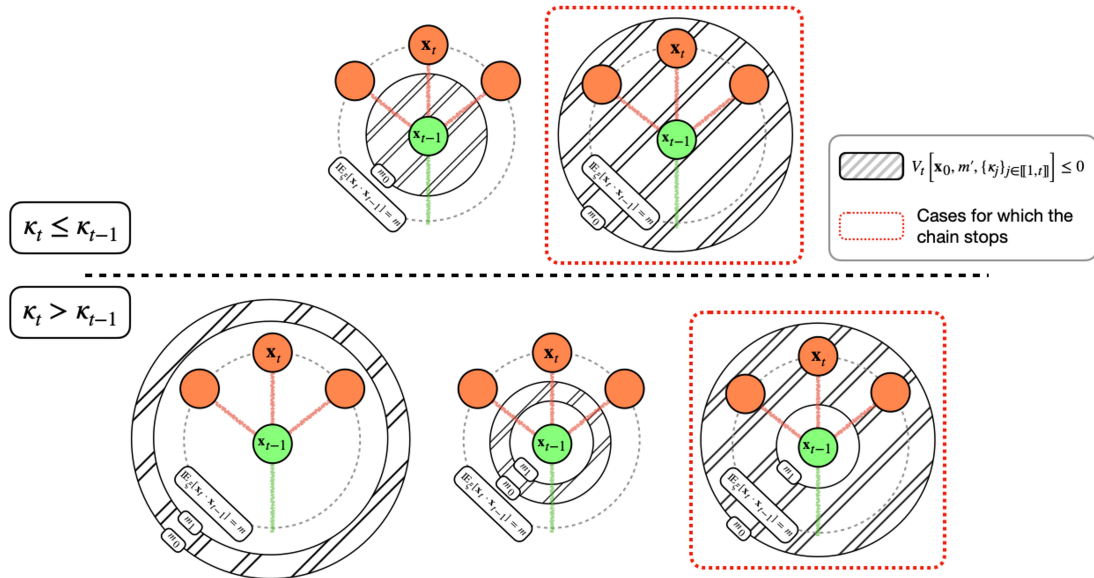


Figure 2: Representation of the different scenarios for the overlap gap around connected solutions. We have separated the cases $\kappa_t \leq \kappa_{t-1}$ (top) and $\kappa_t > \kappa_{t-1}$ (bottom). For both we have highlighted with a dotted red box the cases for which the chain of solutions stops, i.e when $V_t[\mathbf{x}_0, m, \{\kappa_j\}_{j \in \llbracket 1, t \rrbracket}] < 0$.

5 The quenched procedure

In this section we will study the case of quench dynamics with the aim to compare the predictions made by the no-memory chain with Monte-Carlo simulations. Our quench dynamics setting corresponds to $\kappa_{j(\neq 0)} = \kappa (> \kappa_0)$ with an initial planted configuration \mathbf{x}_0 verifying

$$\kappa_0 = \kappa_{\text{SAT}}^\alpha \approx 0.31. \quad \text{with } \alpha = 0.5, \quad (34)$$

$$P^{\kappa_0}[w] = \frac{e^{-w^2/2}}{\sqrt{2\pi}} \Theta(\kappa_0 - |w|). \quad (35)$$

With this distribution of margins w the planted signal corresponds a typical solution with threshold κ_{SAT} [1, 25]. Choosing $\kappa_0 = \kappa_{\text{SAT}}$ is simply a convention and changing its value will have no incidence on our conclusions. We want also to note that all cases presented here will be for $\alpha = 0.5$.

5.1 The setting of the Monte-Carlo procedure and matching with the theoretical modelization

For the Monte-Carlo simulations, we will set $\mathbf{x}_0 = \{+1\}^N$, then draw the margins with the distribution from Eq. (35) and finally set the random data set $\{\xi^\mu\}_{\mu \in \llbracket 1, M \rrbracket}$ following Eq. (4). The system is initialized in the planted configuration $\mathbf{x}_{t=0} = \mathbf{x}_0$ and the dynamics goes as follows:

- at each time-step t we pick randomly an entry of \mathbf{x}_{t-1} and change its sign, we label the resulting vector as \mathbf{x}_t^*
- if \mathbf{x}_t^* verify $|\xi^\mu \cdot \mathbf{x}_t^*|/\sqrt{N} < \kappa$ for all vectors ξ^μ in the data set, then we set $\mathbf{x}_t = \mathbf{x}_t^*$. If this condition is not verified then we take $\mathbf{x}_t = \mathbf{x}_{t-1}$.

So as to match Monte-Carlo simulations with our theoretical predictions, two essential remarks must be made. First, both approaches are dependent on the dimension N of the problem. For the simulations this remark is trivial. But for the chain computation, we highlighted that the chain computation is valid until $1 - m \gg 2/N$. In the following we will crudely take the limiting case $1 - m = 2/N$ and check a posteriori that this distance allows a good match between the simulations and our theoretical predictions. With this, two neighbouring solutions in the chain \mathbf{x}_j and \mathbf{x}_{j+1} will be one spin flip away from each other (i.e. $f(N) = 1$).

Secondly, we also need to juxtapose correctly the time-scales between the simulations and the chain computation in order to compare the evolution of overlaps throughout the dynamics. The Monte-Carlo dynamics has a natural time-scale which is the one of a spin flip trial, i.e. being at time $t = 10$ means we have tried to flip consecutively 10 spins. In the following we will always call this the "natural" time-scale. In the case of the theoretical predictions, going from a "link" configuration \mathbf{x}_{j-1} to \mathbf{x}_j means that $f(N) = 1$ spins have been flipped. Therefore, we will define a "rescaled" time-scale corresponding to the number of accepted spin flips, i.e. $t_{\text{rescaled}} = 10$ means that $10f(N)$ spins have been flipped. In particular, flipping two times the same entry during the dynamics still counts as two spin flips. To go from the "natural" to the "rescaled" time-scales, we introduce the matching function $g : t_{\text{rescaled}} \rightarrow t$. This function simply attributes the number of spin flip trials t that are required to actually perform $t_{\text{rescaled}}f(N)$ spin flips, it will depend on each run of Monte-Carlo dynamics. In this scaling, Monte-Carlo simulations should approximately follow the overlaps rule from Eq. (30)

with

$$\begin{aligned} \frac{\mathbf{x}_g(t_{\text{rescaled}}) \cdot \mathbf{x}_g(t'_{\text{rescaled}})}{N} &\approx m^{|t_{\text{rescaled}} - t'_{\text{rescaled}}|} \\ &\approx \left(1 - \frac{2f(N)}{N}\right)^{|t_{\text{rescaled}} - t'_{\text{rescaled}}|}. \end{aligned} \quad (36)$$

This is an approximation as it supposes that the Monte-Carlo dynamics goes forward in a chain of solutions, i.e. it always go from "link" \mathbf{x}_j to "link" \mathbf{x}_{j+1} . In reality we can observe backward moves, meaning the dynamics can go from "link" \mathbf{x}_j to "link" \mathbf{x}_{j-1} . However, this remains negligible if the number of possible forward moves outweighs the number of backward ones.

5.2 The update of the chain for a quench procedure

For the chain computation the update scheme is in fact quite simple. It goes as follows:

- First, we compute $V_{t=1}[\mathbf{x}_0, m, \kappa_0, \kappa_{t=1} = \kappa]$ with Eq. (27) and the margin distribution $P^{\kappa_0}[\cdot]$ of the planted signal.
- Then, if $V_{t=1}[\mathbf{x}_0, m, \kappa_0, \kappa_{t=1} = \kappa] > 0$, we derive the new distribution of interaction $P^{\kappa_{t=1}}[\cdot]$ using Eq. (28).
- We repeat this process by computing $V_{t=2}[\mathbf{x}_0, m, \kappa_0, \kappa_1 = \kappa, \kappa_{t=2} = \kappa]$ and, if the potential is positive, we derive $P^{\kappa_{t=2}}[\cdot]$.
- We keep this update for any step $t > 2$ until we obtain $V_t[\mathbf{x}_0, m, \kappa_0, \{\kappa_j = \kappa\}_{1 \leq j \leq t}] < 0$. Then, the chain stops.

One crucial remark has to be added. When performing a quench, the update rule [28] for the interaction distribution $P^{\kappa_j}[\cdot]$ simplifies as the margin threshold remains constant: $\kappa_{j(>0)} = \kappa$. In this case we have

$$P^{\kappa_j}[w_j] = \int dw_{j-1} \frac{e^{-\frac{(w_j - mw_{j-1})^2}{2(1-m^2)}} \Theta(\kappa - |w_j|)}{\sqrt{2\pi(1-m^2)} H(\kappa, mw_{j-1}, 1-m^2)} P^{\kappa_{j-1}}[w_{j-1}] \quad \text{with } \forall j \neq 0 \quad \kappa_j = \kappa, \quad (37)$$

which corresponds to a Markov-Chain distribution update. Following results on Markov-chain processes [35], there exists only one stable distribution of interactions to this update. In other words, we have only one function $P[\cdot]$ verifying

$$P[w'] = \int dw \frac{e^{-\frac{(w' - mw)^2}{2(1-m^2)}} \Theta(\kappa - |w'|)}{\sqrt{2\pi(1-m^2)} H(\kappa, mw, 1-m^2)} P[w]. \quad (38)$$

We will label this distribution $P^{\kappa}_{\text{no-mem.state}}[\cdot]$.

A complementary point of view is to say that the linear operator \mathbf{T}_{κ_j} corresponding to this update, $P^{\kappa_j} = \mathbf{T}_{\kappa_j} P^{\kappa_{j-1}}$, verifies the Perron-Frobenius theorem [36]. Thus, \mathbf{T}_{κ_j} has a non-degenerate top eigenvector $P^{\kappa}_{\text{no-mem.state}}[\cdot]$ with only positive entries and eigenvalue one. All other eigenvectors have an eigenvalue strictly smaller than one. As we update the distribution of interactions along the chain, the projection on each eigenvector -except for $P^{\kappa}_{\text{no-mem.state}}[\cdot]$ - will decay exponentially fast with a rate corresponding to their respective eigenvalue. Therefore, with an infinitely long chain, the distribution of interactions will inevitably collapse onto $P^{\kappa}_{\text{no-mem.state}}[\cdot]$.

In order to fully decorrelate from any planted signal we need this top eigenvector to correspond to non-isolated solutions in the perceptron, i.e.

$$V_{t=+\infty}[\mathbf{x}_0, m, \kappa_0, \{\kappa_j = \kappa\}_{j \in \llbracket 1, t \rrbracket}] > 0 \quad (39)$$

with

$$V_{t=+\infty}[\mathbf{x}_0, m, \kappa_0, \{\kappa_j = \kappa\}_{j \in \llbracket 1, t \rrbracket}] = -\frac{1-m}{2} \log\left(\frac{1-m}{2}\right) - \frac{1+m}{2} \log\left(\frac{1+m}{2}\right) \quad (40)$$

$$+ \alpha \int dw_{t-1} P_{\text{no-mem. state}}^\kappa[w_{t-1}] \log[H(\kappa, mw_{t-1}, 1-m^2)].$$

If κ is large enough (α being fixed) this condition can be verified. In this case, our formalism predicts that any dynamics initialized in a configuration \mathbf{x}_0 with $P_{\text{no-mem. state}}^\kappa[\cdot]$ as its distribution of margins $\{w^\mu = \xi^\mu \cdot \mathbf{x}_0 / \sqrt{N}\}$ will asymptotically decorrelate from its initialization. Thus, we will always refer to this ensemble of solution as the "delocalized no-memory states".

In the following, the lower margin threshold required to verify this condition (with α being fixed) will be referred as $\kappa_{\text{no-mem. state}}^\alpha$ -and respectively $\alpha_{\text{no-mem. state}}^\kappa$ (with κ being fixed)-.

5.3 Remaining correlated with the planted signal ($\kappa < \kappa_{\text{no-mem. state}}^\alpha$)

In this section we will focus on the case where we do not release enough the threshold κ , i.e. $\kappa < \kappa_{\text{no-mem. state}}^\alpha$. It is a situation for which the system remains correlated with its initialization.

In Fig. 3, we display overlap curves for the quench dynamics described above with several system sizes, $N = \{3 \times 10^3, 7 \times 10^3, 1 \times 10^4, 2 \times 10^4, 4 \times 10^4\}$. We have set the margin threshold to $\kappa = 0.75$ and averaged the dynamics for each system size over 10 realizations of the disorder. Starting with the right panel, we simply plotted the overlap of the system at time t (natural time-scale) with its initial configuration. We can observe that this quantity appears to converge to a plateau in the long-time limit, and the height of this plateau depends on N . In particular, the bigger the system is the closer this plateau gets to 1. In other words, this means that the dynamical system remains closer and closer to its initialization as the number of dimensions increases.

On the right panel, we plotted the same simulations but this time with the rescaled time-scale. We recall that this time-scale corresponds to the number of spin flips that have been accepted. With this framing we can over-impose the predictions from the chain computation. In particular, we added the decorrelation profile predicted by the no-memory chain (dashed black line) and highlighted the point for which its update stops (colored spot) -when the local entropy becomes negative-. We want to emphasize that the stopping point in the no-memory chain is N -dependent since we have set the overlap $m = 1 - 2/N$. Thus, both the Monte-Carlo dynamics and our theoretical predictions are dependent on the size of the system.

With the rescaled time-scale we can highlight that the Monte-Carlo simulations undergo two dynamical regimes. A first one that follows the chain prediction: the system takes $\mathcal{O}(N)$ natural time steps to decorrelate as a no-memory system. In this regime we observe that it accepts roughly from $0.1N$ to $0.3N$ spin flips, depending on the size of the system. Then, while the chain computation predicts that no more spin flips should be accepted, the Monte-Carlo enters a second regime where it continues to find possible spin flips. This second regime however cannot be obtained if the dynamics is ran for an usual $\mathcal{O}(N)$ total number of natural time steps. Indeed, we can observe that while all simulations were run for a maximum of $1500N$ natural time steps (as shown in the right panel), the left panel shows that the second regime (in which more spin flips than expected are accepted) shrinks as N increases.

Showing further agreements between the simulations and the no-memory chain predictions, we plot in Fig. 4 quenches with an adaptive value for κ . In this case κ is fixed such that the chain formalism predicts for each size N a stop at exactly $\mathbf{x}_t \cdot \mathbf{x}_0/N = 0.9$. Again, we have averaged the dynamics over 10 realizations of the disorder. On the right-hand panel, as the size of the system is increased we see that the correlation profile gets closer and closer to a sudden drop at $\mathbf{x}_t \cdot \mathbf{x}_0/N = 0.9$ followed by a plateau. The left-panel displays even more clearly this behavior, where the fraction of spin being flipped shrinks to the predictions of the no-memory chain. Again, we have a fast regime -where the system decorrelates according to our theoretical predictions- and then a second slow regime -where the system further decorrelates but requires more than $\mathcal{O}(N)$ natural time steps to achieve it-.

In a nutshell, after releasing the margin to κ the Monte-Carlo dynamics explores connected states corresponding to a chain of solutions with no memory with its past. This first regime stops after $\mathcal{O}(N)$ natural time steps, as no solutions with such a decorrelation profile can be found anymore. However, the dynamics can further decorrelates but it now takes $\omega(N)$ natural time steps -i.e. $t \gg N$ - for finding a correct set of spins to flip. For now we will leave aside this second regime as we lack the correct theoretical frame to analyse it. We will go back to it in Sec 6.

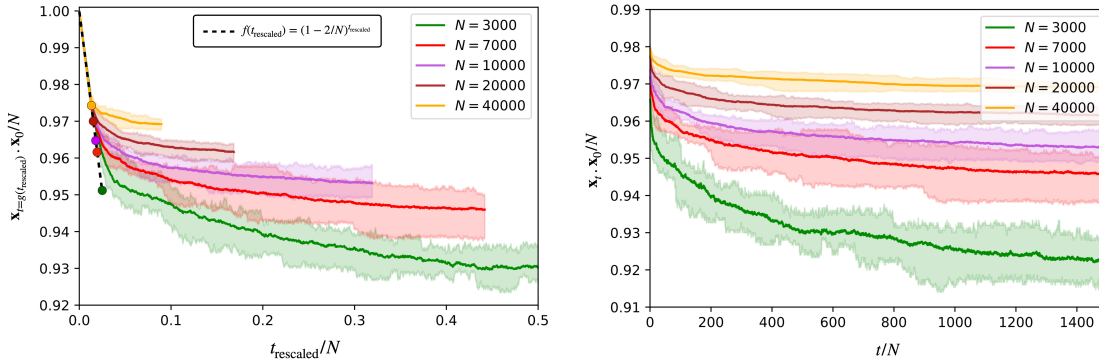


Figure 3: We plot the overlap of the system with its initial configuration \mathbf{x}_0 as it decorrelates via a quench Monte-Carlo dynamics. The quench is performed for $\alpha = 0.5$, $\kappa = 0.75$ and several sizes of the system N . For each size the correlation curve is averaged over 10 realizations of both the dynamics and disorder. It is also attached to a matching color shade which highlight the maximum and minimum overlap values attained over these 10 realizations. On the right, the correlation curves are plotted with the natural time-scale. This means that every time the Monte-Carlo algorithm performs a spin-flip -accepted or not- time is incremented by one. On the left, the same correlation curves are plotted with the rescaled time-scale. In this case, time is incremented by one only when a spin-flip is accepted. In this left panel we added the correlation curve predicted by the no-memory chain. Each colored dot represented the point where the chain stops when setting $m = 1 - 2/N$.

5.4 Escaping in delocalized no-memory states ($\kappa > \kappa_{\text{no-mem. state}}^\alpha$)

In this section we focus on the case where the quench is done for $\kappa > \kappa_{\text{no-mem. state}}^\alpha$. This means that we have released the threshold enough for the system to escape from the planted configuration with $\mathcal{O}(N)$ natural time steps. To show this, we plot in Fig. 5 the evolution of the correlation function $C(t, t')_{t' > t} = \mathbf{x}_t \cdot \mathbf{x}_{t'}/N$ for a quench in this regime. On the right-hand side the decorrelation regime appears clearly as we have $\lim_{|t-t'|/N \rightarrow +\infty} C(t, t') = 0$ with the natural time-scale. We can also notice a slowdown in this dynamics as the correlation func-

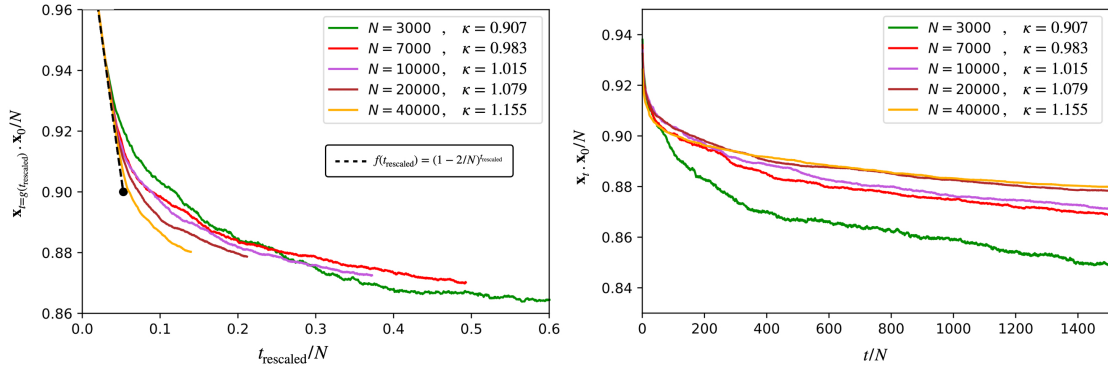


Figure 4: We plot the overlap of the system with its initial configuration \mathbf{x}_0 as it decorrelates via a quench Monte-Carlo dynamics. The quench is performed for $\alpha = 0.5$ and several sizes of the system N . For each size the correlation curve is averaged over 10 realizations of both the dynamics and disorder. We set κ such that the decorrelation is predicted to stop at exactly $\mathbf{x}_t \cdot \mathbf{x}_0 / N = 0.9$ by the no-memory chain computation. We recall that this prediction depends on the size of the system as we have $m = 1 - 2/N$. On the right, the correlation curves are plotted with the natural time-scale. On the left, the same correlation curves are plotted with the rescaled time-scale. In this left panel we added in dashed black the correlation curve predicted by the no-memory chain.

tions decay more and more slowly as time t increases. It is important to emphasize that once the correlation functions are plotted with the rescaled time-axis (left panel) this aging effect disappear. With this rescaling all correlation functions collapse on the theoretical predictions from the no-memory chain. This means that the system decorrelates through the connected no-memory configurations, the slowdown in the dynamics being simply due to fewer of these configurations being available as time flows. Indeed, if the number of available solutions decreases, more spin-flip trials will be required for a Monte-Carlo routine to find one of these solutions. This behavior also appears clearly with our theoretical framework as we observe that $V_{t=1}[\mathbf{x}_0, m, \{\kappa_j\}_{j \in \llbracket 1, t \rrbracket}] > V_{t=2}[\mathbf{x}_0, m, \{\kappa_j\}_{j \in \llbracket 1, t \rrbracket}] > \dots > V_t[\mathbf{x}_0, m, \{\kappa_j\}_{j \in \llbracket 1, t \rrbracket}]$. In this case, the decrease in the potential straightforwardly quantifies the diminution in number of available no-memory solutions.

In Fig. 6 we display the distribution of interactions $w^\mu = \xi^\mu \cdot \mathbf{x} / \sqrt{N}$ for a single quenched dynamics. It is obtained after averaging over 9000 configurations \mathbf{x} explored by the Monte-Carlo algorithm. On both panel we have added the truncated Gaussian envelop -which corresponds to the distribution of interactions for the typical states verifying $\mathbf{x}_0 \cdot \mathbf{x} / N = 0$ - and the distribution $P_{\text{no-mem. state}}^\kappa[\cdot]$ -which corresponds to the delocalized connected states with no memory-. The right panel displays the same distribution as the left panel but zoomed around one of its edge, in this case at $w^\mu = \kappa = 1.9$. First, we can note that the discrepancy between the truncated Gaussian envelop and $P_{\text{no-mem. state}}^\kappa[\cdot]$ appears only around the edges, i.e. $|w^\mu| \approx \kappa$. More specifically, this discrepancy depends on the overlap m set for the no-memory chain computation as it is observed for $|w^\mu| - \kappa \sim \sqrt{1 - m^2}$. This means in particular that the difference between the two distributions vanishes when we set $m \rightarrow 0$. However, this does not mean that this edge effect is negligible in our formalism. In fact, when computing the potential $V_{t=+\infty}[\mathbf{x}_0, m, \kappa_0, \{\kappa_j = \kappa\}_{j \in \llbracket 1, t \rrbracket}]$ from Eq. (40) the function appearing in the integral takes non-negligible values only within this range $|w^\mu| - \kappa \sim \sqrt{1 - m^2}$. This means in other words that this edge effect is crucial for properly counting and describing the connected states with no memory. Comparing these two distribution with our simulation, we observe

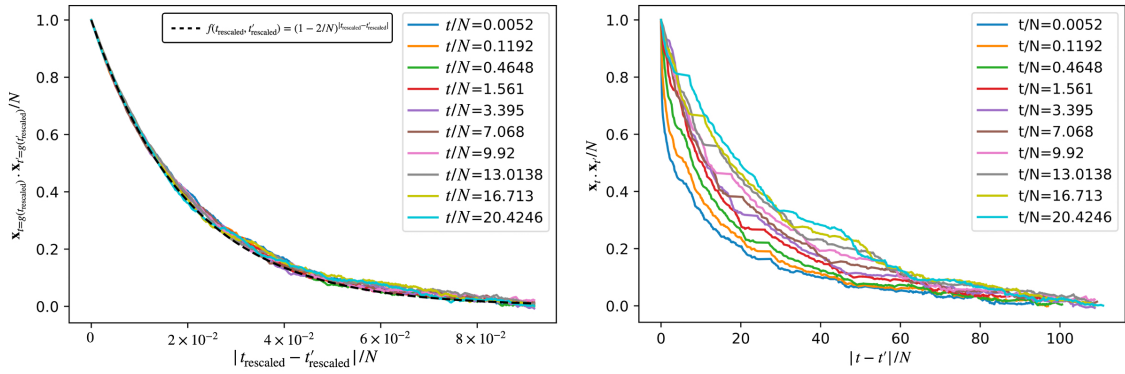


Figure 5: We plot the two-time correlation function of a quench Monte-Carlo dynamics. The system is tuned to $\alpha = 0.5$, $\kappa = 1.9$, $N = 5000$. Both panels display the same correlation curve but with different time-axis. On the right, the time-axis is the natural time-scale -for which time is incremented by one for every spin-flip trial-. On the left, the time-axis corresponds to the rescaled one -for which time is incremented only when a spin-flip is accepted-. In the left panel we also added in dashed black the decorrelation profile corresponding to the no-memory chain.

that the solutions resulting from the Monte-Carlo procedure follow the distribution predicted by the no-memory chain. More strikingly, it follows the distribution for which we have set $m = 1 - 2/N$. This feature is a good a posteriori check for setting $m = 1 - 2/N$. Indeed, we mentioned just above that the distribution decay in $P_{\text{no-mem.state}}^{\kappa}[\cdot]$ around the edges $|w^{\mu}| \approx \kappa$ depends on the value of m . If we would have set $1 - m = 2f(N)/N$, with $f(N) \gg 1$, this decay would be greater and would not match the Monte-Carlo simulations.

Finally, in Fig. 7 we plot the phase diagram for the presence of delocalized connected states (with no memory) with fixed $\alpha = 0.5$. We recall that $\kappa_{\text{no-mem.state}}^{\alpha}$ corresponds to the margin for which $V_{t \rightarrow +\infty}[\mathbf{x}_0, m, \kappa_0, \{\kappa_j = \kappa_1\}_{j \in \llbracket 1, t \rrbracket}] = 0$ (with $m = 1 - 2/N$). If $\kappa > \kappa_{\text{no-mem.state}}^{\alpha}$, the potential $V_{t \rightarrow +\infty}[\cdot, \cdot, \cdot, \cdot]$ is positive and the steady-state to which any no-memory chain converges is not isolated and thus can delocalize forever. For $\kappa < \kappa_{\text{no-mem.state}}^{\alpha}$ this steady state is isolated, which means that all no-memory chain will stop after a certain number of iterations. Going back on the phase diagram itself, it shows that while the system size N diverges (conversely $m \rightarrow 0$) the critical margin $\kappa_{\text{no-mem.state}}^{\alpha}$ diverges as $\sqrt{0.91 \ln N}$. It is important to note that the region for which delocalized no-memory states can be observed remains non-vanishing for $N \rightarrow +\infty$. To understand this we can note that margin threshold κ_{trivial} of a random point \mathbf{x} on the hypercube verifies the scaling law $\kappa_{\text{trivial}} \sim \sqrt{2 \ln N}$ [37]. Thus, we have that $\kappa_{\text{no-mem.state}}^{\alpha}$ remains distinct from κ_{trivial} (even for large system sizes).

6 Going beyond the no-memory Ansatz

As mentioned in Sec. 5.3, when we set $\kappa < \kappa_{\text{no-mem.state}}^{\alpha}$ the Monte-Carlo procedure is capable of decorrelating more than what is predicted by the no-memory Ansatz. We have also shown that this second regime of decorrelation requires to run the quench for $\omega(N)$ natural time steps -i.e $t \gg N$ -. Put differently, this means that there is a set of subdominant connected solutions that allow escape further from the planted configuration than the no-memory states.

In fact, for a certain range of system size N and tuning parameters $\{\alpha, \kappa\}$, we can observe that the algorithm ends up totally decorrelating from the planting signal, if again it is executed for a sufficiently long time period. As an example, if we set $N = 2000$, $\alpha = 0.5$ and $\kappa = 0.91$ ($\kappa_{\text{no-mem.state}}^{\alpha} \approx 1.13$) we can observe $\mathbf{x}_t \cdot \mathbf{x}_0/N \approx 0$ for $t/N \geq 4 \times 10^4$. In Fig. 8 we plot the

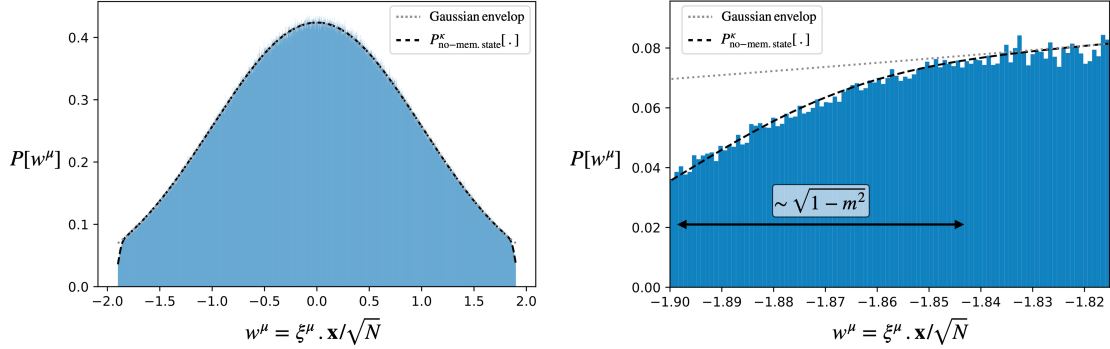


Figure 6: We plot the distribution of interactions $w^\mu = \xi^\mu \cdot \mathbf{x} / \sqrt{N}$ obtained with a Monte-Carlo quench. The dynamics is performed for $\alpha = 0.5$, $\kappa = 1.9$ and $N = 5000$. We derived the histogram of interactions after sampling $N_{\text{sampling}} = 9000$ different configurations throughout the dynamics. In dotted grey we have added the truncated (between $-\kappa$ and κ) Gaussian distribution. It corresponds to the distribution of interactions for the typical solutions in the binary perceptron. The distribution of interactions predicted by the no-memory chain -with $m = 1 - 2/N$ - is plotted dashed black. While the left panel displays the distribution in its entirety, the right one zooms in on one edge of the distribution $-|w^\mu| \approx \kappa$.

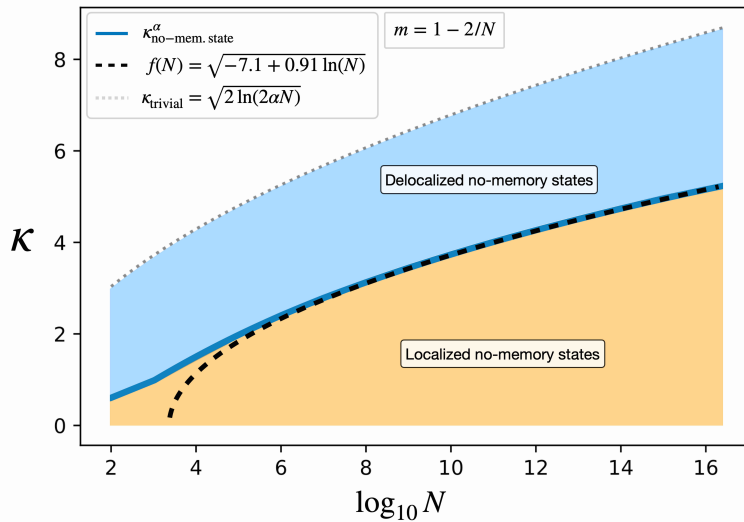


Figure 7: Phase diagram for the localization/delocalization transition of the steady-state predicted by the no-memory chain ($\alpha = 0.5$). We recall that this state is described by the distribution of interactions $P_{\text{no-mem. state}}^\kappa[\cdot]$ and is delocalized when its potential $V_{t \rightarrow +\infty}[\mathbf{x}_0, m, \kappa_0, \{\kappa_j = \kappa\}_{j \in \llbracket 1, t \rrbracket}]$ is positive. Again, to compute the potential and obtain the transition line, we equated the system size and the no-memory chain overlap by setting $m = 1 - 2/N$. The value κ_{trivial} corresponds to the margin $\max_\mu [\xi^\mu \cdot \mathbf{x} / \sqrt{N}]$ obtained for a random configuration \mathbf{x} on the hypercube of dimension N . The derivation of this threshold can be found in [37].

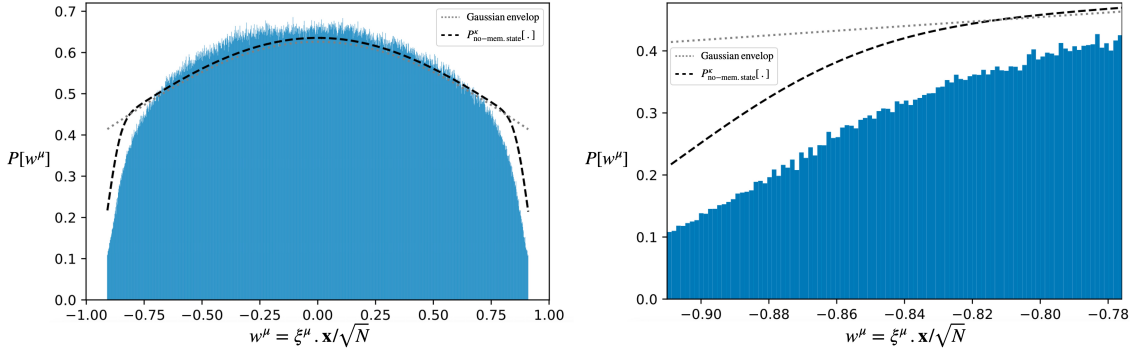


Figure 8: We plot the distribution of interactions $w^\mu = \xi^\mu \cdot \mathbf{x}/\sqrt{N}$ obtained with a Monte-Carlo quench. The dynamics is performed for $\alpha = 0.5$, $\kappa = 0.91$ and $N = 2000$. We derived the histogram of interactions after sampling $N_{\text{sampling}} = 30000$ configurations throughout the dynamics after full decorrelation, i.e. after obtaining $\mathbf{x}_t \cdot \mathbf{x}_0/N \approx 0$. In dotted grey we have added the truncated (between $-\kappa$ and κ) Gaussian distribution. It corresponds to the distribution of interactions for the typical solutions in the binary perceptron. The distribution of interactions predicted by the no-memory chain -with $m = 1 - 2/N$ - is plotted dashed black. While the left panel displays the distribution in its entirety, the right one zooms in on one edge of the distribution $-|w^\mu| \approx \kappa$.

distribution of interactions $w^\mu = \xi^\mu \cdot \mathbf{x}/\sqrt{N}$ for a single quenched dynamics. It is obtained after averaging over 30000 configurations \mathbf{x} explored by the Monte-Carlo algorithm after full decorrelation. As in Fig.6, we added on both panel the truncated Gaussian envelop -which corresponds to the distribution of interactions for the typical states verifying $\mathbf{x}_0 \cdot \mathbf{x}/N = 0$ - and the distribution $P_{\text{no-mem. state}}^K[\cdot]$ -which corresponds to the delocalized connected states with no memory-. The more striking output from this is the decay in the density of interactions around the edges $|w^\mu| \approx \kappa$. Indeed, we observe that this decay is more pronounced than the no-memory state prediction.

At this point it is important to recall one key feature which follows from the no-memory chain computation. For the no-memory delocalized state, we have briefly mentioned that the decay at the edges of its density of interactions is directly linked to the parameter m we have chosen. Indeed, this decay appears within a range $|w^\mu| - \kappa \sim \sqrt{1 - m^2}$. We can try to consider that this equivalence -between the edge-decay in the distribution of interactions and the typical correlation length within a chain of connected solution- is general. More particularly, if our Monte-Carlo algorithm probes connected states with a greater distribution decay than the no-memory steady state it is because the typical correlation length between the solutions it probes is also greater. With our formalism, increasing the typical correlation length between connected states means that we have to give up the no-memory *Ansatz* and start analysing chains with a correlation profile involving memory of previous links, i.e. $m_{|t-t'|} > m^{|t-t'|}$. Consequently, the task we propose to do in the rest of this paper is to implement memory in our chain computation -see Eq. (16,17)-.

We recall that the potential $V_t[\mathbf{x}_0, \{m_{j+1,j}\}_{j \in \llbracket 0, t-1 \rrbracket}, \{\kappa_j\}_{j \in \llbracket 1, t \rrbracket}]$ -as it is written in Eq. (16)- cannot be computed. Indeed, it requires to perform multidimensional sums and integrals and to optimize over a large number of parameters. Therefore, so as to have a tractable computation we will have to simplify the correlations variables $m_{t,t'}$ and $\hat{m}_{t,t'}$. Keeping the case of a quench where $\kappa_{t(\neq 0)} = \kappa$, we will propose in the following a correlation pattern that allows us to fall back on an effective no-memory chain. More particularly, we will study as schematized in Fig. 9 the case of nested Markov memory chains. Starting with a configuration \mathbf{x}_{t_0} , the sys-

tem will perform t_1 steps decorrelating as a no-memory chain (also known as a Markov chain) with $m_{j+1,j} = m_1$. The step $\Delta_t^2 = t_1 + 1$ then remagnetize with \mathbf{x}_{t_0} by verifying the overlaps

$$\mathbb{E}_\xi[\mathbf{x}_{t_0+\Delta_t^2} \cdot \mathbf{x}_{t_0+t_1}] = m_1 \quad \text{and} \quad \mathbb{E}_\xi[\mathbf{x}_{t_0+\Delta_t^2} \cdot \mathbf{x}_{t_0}] = m_{\Delta_t^2} \quad (41)$$

with the condition on the fields

$$\hat{m}_{t_0+\Delta_t^2, t'(\neq t_0+t_1, t_0)} = 0. \quad (42)$$

This overlaps and fields structure allows for integrating the intermediate t_1 steps in both the entropic and the energetic terms of the potential. From this follows an effective step that goes directly from \mathbf{x}_{t_0} to $\mathbf{x}_{t_0+\Delta_t^2}$. Thus, we have defined a new effective no-memory chain where a "link" $\mathbf{x}_{t_0+j\Delta_t^2}$ only correlates with its effective nearest neighbors $\mathbf{x}_{t_0+(j-1)\Delta_t^2}$ and $\mathbf{x}_{t_0+(j+1)\Delta_t^2}$. Once this first building block is defined it can be iterated easily. Indeed, we can continue and consider that the system passes t_2 effective steps following our new Markov chain. The step $\Delta_t^3 = (t_2 + 1)\Delta_t^2$ then remagnetize with \mathbf{x}_{t_0} by setting the overlaps

$$\mathbb{E}_\xi[\mathbf{x}_{t_0+\Delta_t^3} \cdot \mathbf{x}_{t_0+t_2\Delta_t^2+t_1}] = m_1, \quad \mathbb{E}_\xi[\mathbf{x}_{t_0+\Delta_t^3} \cdot \mathbf{x}_{t_0+t_2\Delta_t^2}] = m_{\Delta_t^2}, \quad \mathbb{E}_\xi[\mathbf{x}_{t_0+\Delta_t^3} \cdot \mathbf{x}_{t_0}] = m_{\Delta_t^3} \quad (43)$$

with the condition on the fields

$$\hat{m}_{t_0+\Delta_t^3, t'(\neq t_0+t_2\Delta_t^2+t_1, t_0+t_2\Delta_t^2, t_0)} = 0. \quad (44)$$

Consequently, this builds a new effective Markov chain where a "link" $\mathbf{x}_{t_0+j\Delta_t^3}$ now only couples with its neighbors $\mathbf{x}_{t_0+(j-1)\Delta_t^3}$ and $\mathbf{x}_{t_0+(j+1)\Delta_t^3}$. It is then straightforward to pursue this routine an arbitrary number of times. In the rest of this section we will refer at each iteration of the computation as a level of the nested Markov chain. Level one corresponds to the original no-memory chain, level two to the Markov chain with Δ_t^2 steps increment, and so on and so forth.

Focusing on building the level 2 Markov chain, we have to detail how the entropic and energetic term simplify. Starting with the former, we have straightforwardly

$$\begin{aligned} \sum_{x_{t_0}, \dots, x_{t_0+\Delta_t^2} = \pm 1} \frac{1}{2} \left[\prod_{j=t_0+1}^{t_0+t_1} \frac{e^{\hat{m}_{j,j-1} x_j x_{j-1}}}{2 \cosh(\hat{m}_{j,j-1})} \right] \frac{e^{\hat{m}_{t_0+\Delta_t^2, t_0+t_1} x_{t_0+\Delta_t^2} x_{t_0+t_1} + \hat{m}_{t_0+\Delta_t^2, 0} x_{t_0+\Delta_t^2} x_{t_0}}}{2 \cosh(\hat{m}_{t_0+\Delta_t^2, t_0+t_1} x_{t_0+t_1} + \hat{m}_{t_0+\Delta_t^2, 0} x_{t_0})} \\ = \sum_{x_{t_0}, x_{t_0+\Delta_t^2} = \pm 1} \frac{e^{\tilde{m}_{\Delta_t^2} x_{t_0} x_{t_0+\Delta_t^2}}}{2 \cosh(\tilde{m}_{\Delta_t^2})} \end{aligned} \quad (45)$$

with $\tilde{m}_{\Delta_t^2} = \text{artanh}(m_{\Delta_t^2})$. For the energetic term we first have to perform the change of variables in the integrals -preserving the correct correlations-

$$w_j = m_1 w_{j-1} + \sqrt{1 - m_1^2} u_j \quad \text{for } j \in \llbracket 1, \dots, t_1 \rrbracket, \quad (46)$$

$$w_{t_1+1} = m_1 w_{t_0} + \frac{m_{\Delta_t^2} - m_1^{t_1+1}}{1 - m_1^{2t_1}} (w_0 - m_1^{t_1} w_{t_1}) + \sqrt{1 - m_1^2 - \frac{(m_{\Delta_t^2} - m_1^{t_1+1})^2}{1 - m_1^{2t_1}}} u_{t_1+1} \quad (47)$$

with again $u_l \sim \mathcal{N}(0, 1)$ for $l \in \llbracket 1, t_1 + 1 \rrbracket$. We will use later the general notation

$$\underline{m}_1 = m_1, \quad \underline{m}_{k \neq 1} = \frac{m_{\Delta_t^k} - m_{\Delta_t^{k-1}}^{t_{k-1}+1}}{1 - m_{\Delta_t^{k-1}}^{2t_{k-1}}}, \quad V_1 = 1 - m_1^2, \quad V_{k \neq 1} = V_{k-1} + \frac{\left(m_{\Delta_t^k} - m_{\Delta_t^{k-1}}^{t_{k-1}+1}\right)^2}{1 - m_{\Delta_t^{k-1}}^{2t_{k-1}}}. \quad (48)$$

Injecting this change of variable in the energetic term we obtain

$$\begin{aligned}
& \int \prod_{j=t_0}^{t_0+\Delta_t^2} dw_j e^{-\frac{w\Sigma(\mathbf{m})w}{2}} \left[\prod_{j=t_0+1}^{t_0+\Delta_t^2} \frac{\Theta(\kappa - |w_j|)}{\int dw_j^* e^{-\frac{w_j^* \sum_{j' \leq j} \Sigma(\mathbf{m})_{j'} w_{j'}}}{2} \Theta(\kappa - |w_j^*|)} \right] \quad (49) \\
&= \int dw_{t_0} \prod_{j=t_0+1}^{t_0+\Delta_t^2} \mathcal{D}u_j \left[\prod_{j=t_0+1}^{t_0+t_1} \frac{\Theta(\kappa - |\underline{m}_1 w_{j-1} + \sqrt{V_1} u_j|)}{H(\kappa, \underline{m}_1 w_{j-1}, V_1)} \right] \\
&\quad \times \frac{\Theta(\kappa - |\underline{m}_1 w_{t_0+t_1} + \underline{m}_1(w_{t_0} - m_1^{t_1} w_{t_0+t_1}) + \sqrt{V_2} u_{t_0+\Delta_t^2}|)}{H[\kappa, \underline{m}_1 w_{t_0+t_1} + \underline{m}_2(w_{t_0} - m_1^{t_1} w_{t_0+t_1}), V_2]} \\
&= \int \prod_{j=t_0}^{t_0+\Delta_t^2} dw_j \left[\prod_{j=t_0+1}^{t_0+t_1} \frac{e^{-\frac{(w_j - \underline{m}_1 w_{j-1})^2}{2V_1}} \Theta(\kappa - |w_j|)}{\sqrt{2\pi V_1} H(\kappa, \underline{m}_1 w_{j-1}, V_1)} \right] \\
&\quad \times \frac{e^{-\frac{[w_{t_0+\Delta_t^2} - \underline{m}_1 w_{t_0+t_1} - \underline{m}_2(w_{t_0} - m_1^{t_1} w_{t_0+t_1})]^2}{2V_2}} \Theta(\kappa - |w_{t_0+\Delta_t^2}|)}{\sqrt{2\pi V_2} H[\kappa, \underline{m}_1 w_{t_0+t_1} + \underline{m}_2(w_{t_0} - m_1^{t_1} w_{t_0+t_1}), V_2]} \\
&= \int \prod_{j=t_0}^{t_0+\Delta_t^2} dw_j \left[\prod_{j=t_0+1}^{t_0+t_1} T_{\kappa,1}(w_j, w_{j-1}, V_1) \right] \\
&\quad \times T_{\kappa,1} \left[w_{t_0+\Delta_t^2}, w_{t_0+t_1} + \frac{\underline{m}_2}{\underline{m}_1} (w_{t_0} - m_1^{t_1} w_{t_0+t_1}), V_2 \right] \\
&= \int dw_{t_0} dw_{t_0+t_1} dw_{t_1+\Delta_t^2} T_{\kappa,1}^{t_1}(w_{t_0+t_1}, w_{t_0}, V_1) \\
&\quad \times T_{\kappa,1} \left[w_{t_0+\Delta_t^2}, w_{t_0+t_1} + \frac{\underline{m}_2}{\underline{m}_1} (w_{t_0} - m_1^{t_1} w_{t_0+t_1}), V_2 \right] \\
&= \int dw_{t_0} dw_{t_0+\Delta_t^2} T_{\kappa,2}(w_{t_1+\Delta_t^2}, w_0, \{V_1, V_2\})
\end{aligned}$$

with the definitions

$$T_{\kappa,1}(x, y, V) = \frac{e^{-\frac{(x - \underline{m}_1 y)^2}{2V}} \Theta(\kappa - |x|)}{\sqrt{2\pi V} H(\kappa, \underline{m}_1 y, V)}, \quad (50)$$

$$T_{\kappa,1}^t(x, y, V) = \int \prod_{j=1}^{t-1} dz_j T_{\kappa,1}(z_1, y, V) \left[\prod_{j=1}^{t-2} T_{\kappa,1}(z_{j+1}, z_j, V) \right] T_{\kappa,1}(x, z_{t-1}, V) \quad (51)$$

and

$$T_{\kappa,2}(x, y, \{V_1, V_2\}) = \int dz T_{\kappa,1}^{t_1}(z, y, V_1) T_{\kappa,1} \left[x, z + \frac{\underline{m}_2}{\underline{m}_1} (y - m_1^{t_1} z), V_2 \right]. \quad (52)$$

Having started with the memory-less Markov-chain generator $T_1(w_j, w_{j-1}, V_1)$, these computations steps simply highlight that $T_2(w_{t_0+\Delta_t^2}, w_{t_0}, \{V_k\}_{k \in \llbracket 1, 2 \rrbracket})$ is the new Markov-chain generator. As we mentioned earlier, this construction can be further iterated with more nested Markov chains. Given that we have already integrated k levels of nested Markov chains and

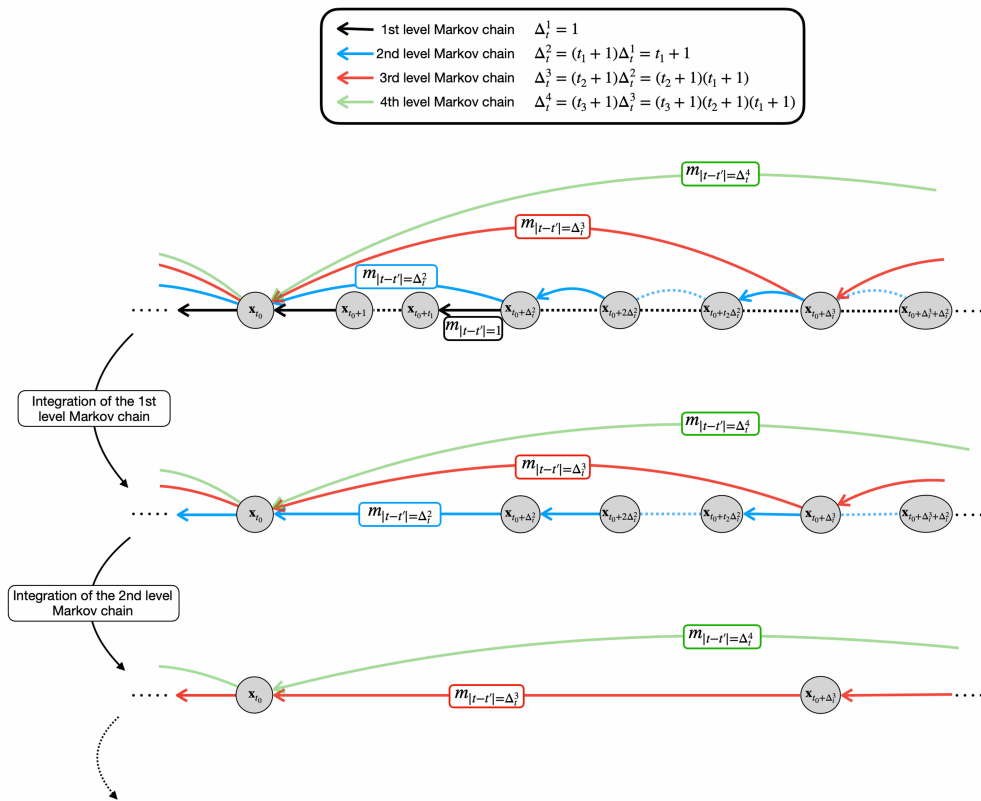


Figure 9: Schematic representation for the iterative integration of the nested Markov chain. The case we display corresponds to $k_{tot} = 4$, i.e. a total of 4 level of nested Markovian chains. We highlight with it that the iterative integration of the chain starts with the nearest-neighbor interaction (black), then continues with shortest distance interaction (blue) and so on an so forth until we obtain an effective no-memory chain with $m = m_{\Delta_t^4}$.

that the system spends t_k iterations in this level, the configuration $\mathbf{x}_{t_0+\Delta_t^{k+1}=t_0+(t_k+1)\Delta_t^k}$ verifies the overlaps

$$\mathbb{E}_\xi \left[\mathbf{x}_{t_0+\Delta_t^{k+1}} \cdot \mathbf{x}_{t_0+\Delta_t^{k+1}-\Delta_t^j} \right] = m_{\Delta_t^j} \quad (53)$$

with the notation

$$\Delta_t^k = (t_{k-1} + 1)\Delta_t^{k-1} \quad \text{and} \quad \Delta_t^1 = 1. \quad (54)$$

More practically, Δ_t^k corresponds to the number of "links" in the chain that are passed when one iteration of the Markov-chain at level k is performed. Again this profile for the overlaps allows to reduce the number of free fields variables as we have

$$\hat{m}_{t_0+\Delta_t^{k+1}, t' (\neq \{t_0+\Delta_t^{k+1}-\Delta_t^j\}_{j \in \llbracket 1, k+1 \rrbracket})} = 0. \quad (55)$$

The entropic term can be trivially simplified as

$$\sum_{x_{t_0}, \dots, x_{t_0+\Delta_t^{k+1}=\pm 1}} \frac{1}{2} \prod_{j=t_0+1}^{t_0+\Delta_t^{k+1}} \frac{e^{\sum_{0 \leq j' < j} \hat{m}_{j,j'} x_j x_{j'}}}{2 \cosh(\sum_{0 \leq j' < j} \hat{m}_{j,j'} x_j x_{j'})} = \sum_{x_{t_0}, x_{t_0+\Delta_t^{k+1}=\pm 1}} \frac{e^{\tilde{m}_{\Delta_t^{k+1}} x_{t_0+\Delta_t^{k+1}} x_{t_0}}}{2 \cosh(\tilde{m}_{\Delta_t^{k+1}})} \quad (56)$$

with $\tilde{m}_{\Delta_t^{k+1}} = \text{arctanh}(m_{\Delta_t^{k+1}})$. Regarding the energetic term, the form of the correlations allows us to perform the change of variable

$$w_{t_0+\Delta_t^{k+1}} = \underline{m}_1 w_{t_0+\Delta_t^{k+1}-\Delta_t^1} + \sum_{j=2}^{k+1} \underline{m}_j \left(w_{t_0+\Delta_{t_{k+1}}-\Delta_{t_j}} - m_{\Delta_{t_{j-1}}}^{t_{j-1}} w_{t_0+\Delta_{t_{k+1}}-\Delta_{t_{j-1}}} \right) \quad (57)$$

$$+ \sqrt{V_{k+1}} u_{t_0+\Delta_t^{k+1}}$$

with $u_l \sim \mathcal{N}(0, 1)$ for $l \in \llbracket t_0 + 1, t_0 + \Delta_t^{k+1} \rrbracket$. Then, it becomes simple to generalize the computation steps we performed for the first level of Markov-chain and to obtain

$$\int \prod_{j=0}^{(t_k+1)\Delta_t^k} dw_j e^{-\frac{w \Sigma(\mathbf{m}) w}{2}} \left[\prod_{j=1}^{(t_k+1)\Delta_t^k} \frac{\Theta(\kappa - |w_j|)}{\int dw_j^* e^{-\frac{w_j^* \sum_{j' \leq j} \Sigma(\mathbf{m})_{j',j} w_{j'}}}{\Theta(\kappa - |w_j^*|)} \right] \quad (58)$$

$$= \int dw_{t_0} dw_{t_0+\Delta_t^{k+1}} T_{\kappa, k+1} \left(w_{t_0+\Delta_t^{k+1}}, w_{t_0}, \{V_j\}_{j \in \llbracket 1, k+1 \rrbracket} \right)$$

with the definitions

$$T_{\kappa, 1}(x, y, V) = \frac{e^{-\frac{(x-m_1 y)^2}{2V}} \Theta(\kappa - |x|)}{\sqrt{2\pi V} H(\kappa, \underline{m}_1 y, V)}, \quad (59)$$

$$T_{\kappa, k}^t(x, y, \{V_{k'}\}_{k' \in \llbracket 1, k \rrbracket}) = \int \prod_{j=1}^{t-1} dz_j T_{\kappa, k}(z_1, y, \{V_{k'}\}_{k' \in \llbracket 1, k \rrbracket}) \quad (60)$$

$$\times \left[\prod_{j=1}^{t-2} T_{\kappa, k}(z_{j+1}, z_j, \{V_{k'}\}_{k' \in \llbracket 1, k \rrbracket}) \right] T_{\kappa, k}(x, z_{t-1}, \{V_{k'}\}_{k' \in \llbracket 1, k \rrbracket})$$

and the recursion rule

$$T_{\kappa, k+1}(x, y, \{V_{k'}\}_{k' \in \llbracket 1, k+1 \rrbracket}) \quad (61)$$

$$= \int dz T_{\kappa, k}^{t_k}(z, y, \{V_{k'}\}_{k' \in \llbracket 1, k \rrbracket}) T_{\kappa, k} \left[x, z + \frac{m_{j+1}}{m_j} (y - m_j^t z), \{V_{k'}\}_{k' \in \llbracket 1, k-1 \rrbracket \cup \{k+1\}} \right].$$

Detailing our notation, $\{V_{k'}\}_{k' \in \llbracket 1, k-1 \rrbracket \cup \{k+1\}}$ means that, given the ordered sequence $\{V_1, V_2, \dots, V_{k-1}, V_k\}$, we have replaced the last term as $\{V_1, V_2, \dots, V_{k-1}, V_{k+1}\}$. For example, if we take the Markov chain at level $k = 3$ the generator $T_3(\cdot, \cdot, \cdot)$ is

$$\begin{aligned} T_{\kappa,3}(x, y, \{V_{k'}\}_{k' \in \llbracket 1,3 \rrbracket}) & \quad (62) \\ &= \int dz T_{\kappa,2}{}^{t_2}(z, y, \{V_1, V_2\}) T_{\kappa,2} \left[x, z + \frac{m_{j+1}}{m_j} (y - m_j^{t_j} z), \{V_1, V_3\} \right] \\ &= \int dz T_{\kappa,2}{}^{t_2}(z, y, \{V_1, V_2\}) \\ &\quad \times \left\{ \int dz' T_{\kappa,1}{}^{t_1}[z', z, V_1] T_{\kappa,1} \left[x, z' + \frac{m_2}{m_1} (z - m_1^{t_1} z') + \frac{m_3}{m_1} (y - m_2^{t_2} z), V_3 \right] \right\}. \end{aligned}$$

With this correlation pattern and a total of k_{tot} levels of nested Markov chains, we end up with a new effective no-memory chain where the overlap between two "links" is now $m_{\Delta_t}^{k_{tot}} (< m_1)$. In this case, the update rule for the distribution of interactions becomes

$$P^{t_0 + \Delta_t^{k_{tot}}} [w_{t_0 + \Delta_t^{k_{tot}}}] = \int dw_{t_0} T_{\kappa, k_{tot}}(w_{t_0 + \Delta_t^{k_{tot}}}, w_{t_0}, \{V_{k'}\}_{k' \in \llbracket 1, k_{tot} \rrbracket}) P^{t_0}[w_{t_0}]. \quad (63)$$

We will label the stable distribution of this new Markov process as $P_{k_{tot}\text{-mem.state}}^K[\cdot]$. Although this state is stable for the k_{tot} th level of our Markovian diffusion, it is not stable regarding lower levels. In other words we have

$$P_{k_{tot}\text{-mem.state}}^K[w_{t+\Delta_t^k}] \neq \int dw_t T_{\kappa, k}(w_{t+\Delta_t^k}, w_t, \{V_{k'}\}_{k' \in \llbracket 1, k \rrbracket}) P_{k_{tot}\text{-mem.state}}^K[w_t] \quad (64)$$

for $k \neq k_{tot}$. This will induce the chain potential $V_t^*[\cdot, \cdot, \cdot, \cdot]$ to fluctuate during the diffusion and more particularly to be $\Delta_t^{k_{tot}}$ -periodic. To examine if the new stable state can delocalize we should in theory compute the chain potential on $\Delta_t^{k_{tot}}$ consecutive "links". In practice, we observe numerically that it is always the last step in the nested Markovian process that has the minimal potential. More concretely, if we take the example represented in Fig. 9 where we have $k_{tot} = 4$ levels of nested Markov chains starting at $t = t_0$ and finishing at $t = t_0 + \Delta_t^4$, the step where we are most limited in number of solutions to extend the chain is the one where we go from $\mathbf{x}_{t_0 + \Delta_t^{k_{tot}-1}}$ to $\mathbf{x}_{t_0 + \Delta_t^{k_{tot}}}$. Consequently, to determine if this state delocalizes or not we will simply compute the chain potential for the step $t_0 + \Delta_t^{k_{tot}}$ only. If this quantity is positive -respectively negative- then the state delocalizes -respectively remains localized-. The calculation of this potential will not be derived in this section, but the detailed steps to obtain it can be found in App. D.

Having κ fixed, the delocalized phase ($\alpha < \alpha_{k_{tot}\text{-mem.state}}^K$) corresponds to the existence of a steady-state induced by k_{tot} nested Markov chains with a positive potential $V_{t_0 + \Delta_t^{k_{tot}}}^*[\cdot, \cdot, \cdot, \cdot]$. While in the localized phase ($\alpha < \alpha_{k_{tot}\text{-mem.state}}^K$), no steady-state has a positive potential. In App. D, the interested reader can also find the detailed computation on how the critical point $\alpha_{k_{tot}\text{-mem.state}}^K$ is obtained. In short, we solve the saddle-points equations for the fields \hat{m} 's given by the chain potential and determine numerically the set of magnetizations and time-intervals $\{m_{\Delta_t^j}, \Delta_t^j\}_{j \in \llbracket 2, k_{tot} \rrbracket}$ that yield a positive potential with the highest possible value of α . In particular, while our construction implies that $t_j \in \mathbb{N}$ (and consequently $\Delta_t^j \in \mathbb{N}$) for all $j \in \llbracket 2, k_{tot} \rrbracket$, we determine the critical point after extending the computation to $t_j \in \mathbb{R}$.

In the following we will present results where we have injected only a few level of nested Markov chains with $m_1 = 0.98$. The aim is to show that our construction reproduces qualitatively the phenomenology of the delocalized states observed in Fig. 8 and yield connected

	$k_{tot} = 1$ (no-memory)	$k_{tot} = 2$	$k_{tot} = 3$	$k_{tot} = 4$	$k_{tot} = 5$
$\alpha_{k_{tot}\text{-mem. state}}^{\kappa}$	0.889	0.961	0.993	1.009	1.015

Table 1: Table displaying the critical point $\alpha_{k_{tot}\text{-mem. state}}^{\kappa}$ as a function of k_{tot} , the total number of nested Markov chains in the memory pattern. It is obtained for $\kappa = 0.9$ and $m_1 = 0.98$ (with $\Delta_t^1 = 1$).

states for $\alpha > \alpha_{\text{no-mem. state}}^{\kappa}$. To obtain quantitative comparisons, in particular with known algorithmic thresholds, we would have to perform this procedure with m_1 closer to one and with a greater number of nested Markov chains. To start with, we display in Table 1 the value of the critical point $\alpha_{k_{tot}\text{-mem. state}}^{\kappa}$ for $k_{tot} \in \llbracket 1, 5 \rrbracket$, $\kappa = 0.9$, $m_1 = 0.98$. We obtain that increasing the total number of nested Markov chains extends the range of the parameter α for which a delocalized steady-state can be observed. We also see that each increment of k_{tot} results in a smaller and smaller increase in the critical point. Moreover in Fig. 10, we plot the decorrelation profiles obtained for each optimized k_{tot} nested Markov chain. In this case, increasing k_{tot} allows to find delocalizable chains with greater correlation functions. By putting these two results in parallel, we directly see that we must increase the correlations between the "links" of the chain in order to build a chain of connected solutions with an increasingly high α .

We already mentioned the link between increasing correlations and the possibility to delocalize for $\alpha > \alpha_{\text{no-mem. state}}^{\kappa}$. Indeed, when analysing the distribution of interactions after a quench with $\kappa < \kappa_{\text{no-mem. state}}$ (Fig. 8), we highlighted that the decay at the edges $|w^{\mu}| \approx \kappa$ could be a clue for the increase of correlations. In Fig. 11 we plot the distribution of interactions $-P_{k_{tot}\text{-mem. state}}^{\kappa}$ for each optimized k_{tot} nested Markov chain. As predicted, increasing the number of nested levels -and consequently the correlations- creates an increasingly pronounced decay at the edges of the distributions. Thus, implementing memory between the "links" in the chain allows us to mimic the contraction in the margin distribution that we observed with the Monte-Carlo dynamics.

As a final note, we can also observe a significant discrepancy appearing already between the truncated Gaussian envelop and the no-memory state distribution. This is due to our choice for m_1 which is far from being close to one. If this overlap was set closer to one, the two distributions would be more similar. However, we would need more nested levels to observe strong memory effects in the steady-state of the effective Markov chain.

7 Conclusion and discussion

In this paper we developed a formalism allowing us to probe connected solutions in the symmetric binary perceptron. Our starting point was to justify the need of such a formalism. Thus, we showed that any planted solution in this model is cursed to be isolated and that a more refined strategy is reacquired to unveil an algorithmic transition. We then detailed our approach, which in few words consists in building a chain of solutions $\{\mathbf{x}_j\}_{j \in \llbracket 1, t \rrbracket}$ for which the overlap between two consecutive configurations is fixed close to one.

Under its general form the solutions chain construction is intractable both analytically and numerically. Indeed, it involves optimizing a potential over multiples variables while evaluating the multidimensional integrals it contains. Therefore, as a first attempt to describe connected solutions with our formalism, we introduced a no-memory *Ansatz* that allows analytically studying its resulting states. This *Ansatz* is so named because the chain of solutions becomes Markovian-like. With it we determined a critical threshold value $\kappa_{\text{no-mem. state}}^{\alpha} \sim \sqrt{\log(N)}$

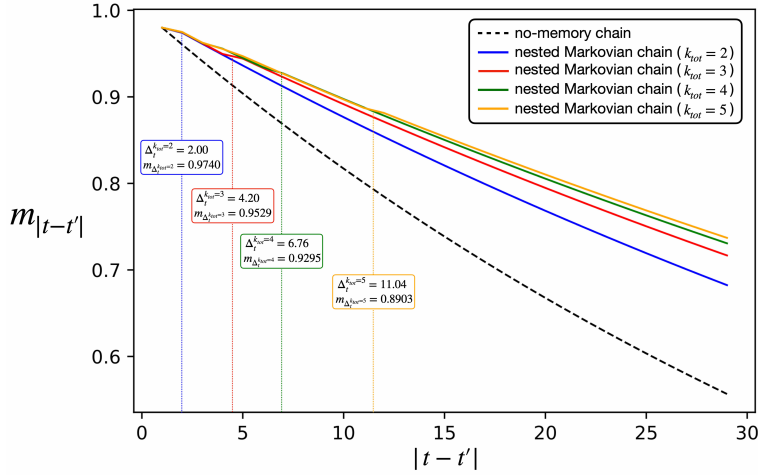


Figure 10: We plot the correlation function for each of the optimized nested Markov chains, $k_{tot} \in \llbracket 1, 5 \rrbracket$, $\kappa = 0.9$ and $m_1 = 0.98$ (with $\Delta_t^1 = 1$). We recall that the optimization yields, for fixed k_{tot} , the chain that can delocalize with the largest possible value for α . Each stair-shape increments in the correlation curves corresponds to a new level of nested Markov chain being felt by the system. In particular, we have highlighted the very last one corresponding to the level k_{tot} for each of the optimized decorrelation profiles.

(α being fixed) above which such chains are fully delocalized.

Then, focusing on quenches in κ , we compared our no-memory chain predictions with Monte-Carlo simulations. As long as we probed a regime where time scales linearly with N , we obtained good agreement between the two settings. In particular when no-memory states are delocalized ($\kappa > \kappa_{\text{no-mem.state}}^\alpha$), we could observe that the distributions of interactions $\{w^\mu = \xi^\mu \cdot \mathbf{x}\}_{\mu \in \llbracket 1, M \rrbracket}$ are matching. This highlighted the presence of an edge decay in the distributions, which can be linked directly to the correlation length in the chain computation.

Moreover for $\kappa < \kappa_{\text{no-mem.state}}^\alpha$, we mentioned that Monte-Carlo simulations decorrelate further than predicted -conditioned that time scales more than linearly with N -. For this regime, we showed that fully delocalized states have a distribution of interactions with a more pronounced edge decay than the one of no-memory states. Generalizing the parallel between the distribution decay and the correlation length in the solutions chain formalism, we proposed to study connected solutions with an increased correlation function. Therefore, we introduced a nested Markovian chain *Ansatz* that implements memory in the chain while allowing us to fall back on effective no-memory states. This approach showed that increasing the correlation length indeed led to a more pronounced edge-decay in the distribution of interactions. More interestingly, it yielded chains that delocalize for $\kappa < \kappa_{\text{no-mem.state}}^\alpha$.

For future work, we hope to further investigate the nested Markov chain iterative construction, and in particular to push for increasing the number of total levels k_{tot} . One straightforward direction would be to consider that we operate in a regime for which $m_{\Delta_t^j} \approx 1$ -with $j \in \llbracket 1, k_{tot} \rrbracket$ -. In this regime we can expand all Markov-chain generator around identity, i.e.

$$T_{\kappa,k}(x, y, \{V'_k\}_{k' \in \llbracket 1, k \rrbracket}) \approx \delta(x - y) + \tilde{T}_{\kappa,k}(x, y, \{V'_k\}_{k' \in \llbracket 1, k \rrbracket}) + o(\tilde{T}_{\kappa,k}(x, y, \{V'_k\}_{k' \in \llbracket 1, k \rrbracket})) \quad (65)$$

Implementing this linearization we should be able to simplify our iteration routine for the Markov generators and to push it to higher values of k_{tot} .

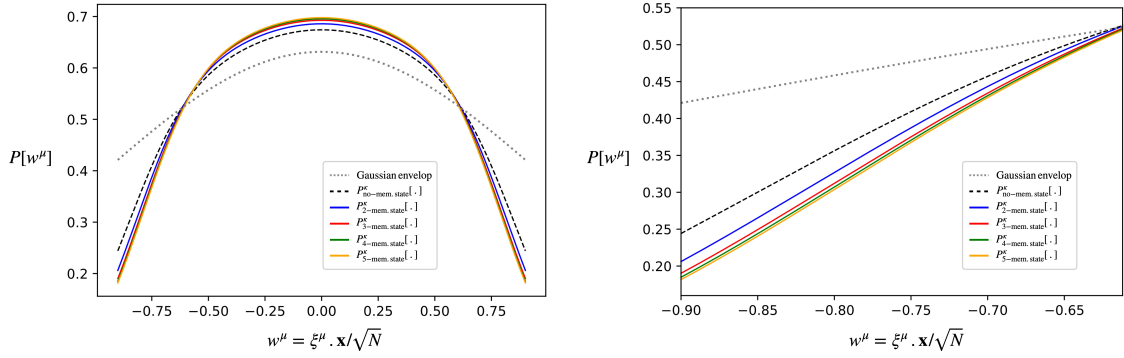


Figure 11: We plot the distributions of interactions for each optimized nested Markov chain. We recall that this optimization consists in determining the chain's parameters (overlaps m , time intervals Δ_t and fields \hat{m}) that yields a positive potential $V^*_{t_0+\Delta_t^{k_{tot}}}[\cdot, \cdot, \cdot, \cdot, \cdot]$ with maximum value for α . In the present case we have set $k_{tot} \in \llbracket 1, 5 \rrbracket$, $\kappa = 0.9$ and $\underline{m}_1 = 0.98$ (with $\Delta_t^1 = 1$). In dotted grey we added the truncated Gaussian distribution, it corresponds to the typical distribution of interactions for solutions in the perceptron -with threshold κ -.

Acknowledgements

We thank Florent Krzakala, Lenka Zdeborová, Riccardo Zecchina, Luca Saglietti, Enrico Malatesta, Clarissa Lauditi, Jérôme Garnier, Rémi Monasson and Guilhem Sermerjian for enlightening discussions on this problem.

Funding information We acknowledge funding from the Swiss National Science Foundation grants OperaGOST (grant number 200390).

A Proving that the planted free energy is approximately annealed

In this section we will prove that a saddle-point for the planted free energy, defined in Eq. (6), verifies $\hat{q} \ll \hat{m}$ and $q \approx m^2$ when fixing $m \approx 1$. Starting with the saddle-point equations, the partial derivatives of the free energy with respect to q and m are

$$\partial_q \phi_{\text{planted}}^{\kappa, *}[\mathbf{x}_0, q, \hat{q}, m, \hat{m}] = 0 = \frac{\hat{q}}{2} + \alpha \int \mathcal{D}z dw P^\kappa[w] \left[\frac{\partial_q H(\kappa, mw + \sqrt{q - m^2}z, 1 - q)}{H(\kappa, mw + \sqrt{q - m^2}z, 1 - q)} \right], \quad (\text{A.1})$$

$$\partial_m \phi_{\text{planted}}^{\kappa, *}[\mathbf{x}_0, q, \hat{q}, m, \hat{m}] = -\hat{m} + \alpha \int \mathcal{D}z dw P^\kappa[w] \left[\frac{\partial_m H(\kappa, mw + \sqrt{q - m^2}z, 1 - q)}{H(\kappa, mw + \sqrt{q - m^2}z, 1 - q)} \right]. \quad (\text{A.2})$$

We recall that the first equation shall be set to zero while the second equation should not. Indeed, in this case we optimize over q whereas m is fixed to a given value. The partial

derivative with respect to q can be rewritten as

$$\begin{aligned} \partial_q \phi_{\text{planted}}^{\kappa,*}[\mathbf{x}_0, q, \hat{q}, m, \hat{m}] &= \frac{\hat{q}}{2} \\ &+ \alpha \int \mathcal{D}z dw P^\kappa[w] \left[\frac{\int \mathcal{D}u \left(\frac{z}{2\sqrt{q-m^2}} - \frac{u}{2\sqrt{1-q}} \right) \Theta'(\kappa - |mw + \sqrt{q-m^2}z + \sqrt{1-qu}|)}{H(\kappa, mw + \sqrt{q-m^2}z, 1-q)} \right] \end{aligned} \quad (\text{A.3})$$

with

$$\Theta'(\kappa - |x|) = -\frac{x}{|x|} \delta(\kappa - |x|). \quad (\text{A.4})$$

Now if we assume $q - m^2 \ll 1 - q$ we see that

$$\begin{aligned} \partial_q \phi_{\text{planted}}^{\kappa,*}[\mathbf{x}_0, q, \hat{q}, m, \hat{m}] & \quad (\text{A.5}) \\ &= \frac{\hat{q}}{2} + \alpha \int \mathcal{D}z dw P^\kappa[w] \left[\frac{\int \mathcal{D}u \left(\frac{z}{2\sqrt{q-m^2}} - \frac{u}{2\sqrt{1-q}} \right) \Theta'(\kappa - |mw + \sqrt{q-m^2}z + \sqrt{1-qu}|)}{H(\kappa, mw, 1-q)} \right] \\ & - \alpha \int \mathcal{D}z dw P^\kappa[w] \left[\frac{\int \mathcal{D}u \left(\frac{z^2}{2} \partial_y H(\underline{x} = \kappa, \underline{y} = mw, \underline{z} = 1-q) \right) \Theta'(\kappa - |mw + \sqrt{1-qu}|)}{H^2(\kappa, mw, 1-q)} \right] \\ & + \mathcal{O}(\sqrt{q-m^2}) \\ &= \frac{\hat{q}}{2} + \alpha \int dw P^\kappa[w] \left[\frac{\int \mathcal{D}u \mathcal{D}z \left(\frac{z}{2\sqrt{q-m^2}} - \frac{u}{2\sqrt{1-q}} \right) \Theta'(\kappa - |mw + \sqrt{q-m^2}z + \sqrt{1-qu}|)}{H(\kappa, mw, 1-q)} \right] \\ & - \frac{\alpha}{2} \int dw \frac{P^\kappa[w]}{H(\kappa, mw, 1-q)} + \mathcal{O}(\sqrt{q-m^2}) \end{aligned}$$

and it is easy to show with an integration by part that

$$\frac{\int \mathcal{D}u \mathcal{D}z \left(\frac{z}{2\sqrt{q-m^2}} - \frac{u}{2\sqrt{1-q}} \right) \Theta'(\kappa - |mw + \sqrt{q-m^2}z + \sqrt{1-qu}|)}{H(\kappa, mw, 1-q)} = 0. \quad (\text{A.6})$$

This finally yields

$$\hat{q} \approx \alpha \int dw \frac{P^\kappa[w]}{H(\kappa, mw, 1-q)} + \mathcal{O}(\sqrt{q-m^2}). \quad (\text{A.7})$$

Now if we focus on the partial derivatives with respect to \hat{q} and \hat{m} we obtain

$$q = \int \mathcal{D}z \tanh^2[\hat{m} + \sqrt{\hat{q}}z] \stackrel{\hat{q} \ll \hat{m}}{=} \tanh^2[\hat{m}], \quad (\text{A.8})$$

$$m = \int \mathcal{D}z \tanh[\hat{m} + \sqrt{\hat{q}}z] \stackrel{\hat{q} \ll \hat{m}}{=} \tanh[\hat{m}]. \quad (\text{A.9})$$

or rewritten in another fashion

$$q \stackrel{\hat{q} \ll \hat{m}}{=} m^2, \quad (\text{A.10})$$

$$\hat{m} \stackrel{\hat{q} \ll \hat{m}}{=} \text{artanh}[m]. \quad (\text{A.11})$$

In the case where $m \approx 1$ it follows from Eq. (A.11) that \hat{m} diverges while Eq. (A.7) implies that \hat{q} remains finite. Therefore, we have closed our saddle-point equations self-consistently for $m \approx 1$ and proved that it verifies the annealed *Ansatz* ($q = m^2$ and $\hat{q} \ll \hat{m}$).

When plugging the annealed *Ansatz* in the free energy we obtain the simplification

$$\begin{aligned} \phi_{\text{planted}}^{\kappa, \text{annealed}}[\mathbf{x}_0, m] &= -\frac{1-m}{2} \log\left(\frac{1-m}{2}\right) - \frac{1+m}{2} \log\left(\frac{1+m}{2}\right) \\ &+ \alpha \int dw P^\kappa[w] \log[H(\kappa, mw, 1-m^2)]. \end{aligned} \quad (\text{A.12})$$

This equation can be even further simplified when adding $m \approx 1$, indeed we can derive

$$\begin{aligned} \phi_{\text{planted}}^{\kappa, \text{annealed}}[\mathbf{x}_0, m] \Big|_{m \approx 1} & \quad (\text{A.13}) \\ & \approx -\frac{1-m}{2} \log\left(\frac{1-m}{2}\right) + \alpha \int_{-\kappa}^{\kappa} dw P^\kappa[w] \log[H(\kappa, mw, 1-m^2)] \\ & \approx -\frac{1-m}{2} \log\left(\frac{1-m}{2}\right) + \alpha \int_0^{\kappa} dw P^\kappa[w] \log\left[\frac{1 + \operatorname{erf}\left[\frac{\kappa-mw}{\sqrt{2(1-m^2)}}\right]}{2}\right] \\ & \quad + \alpha \int_{-\kappa}^0 dw P^\kappa[w] \log\left[\frac{1 + \operatorname{erf}\left[\frac{\kappa+mw}{\sqrt{2(1-m^2)}}\right]}{2}\right] \\ & \approx -\frac{1-m}{2} \log\left(\frac{1-m}{2}\right) + \frac{\alpha\sqrt{2(1-m^2)}}{m} \int_{\frac{\kappa(1-m)}{\sqrt{2(1-m^2)}}}^{\frac{\kappa}{\sqrt{2(1-m^2)}}} dB P^\kappa\left[\frac{\kappa - B\sqrt{2(1-m^2)}}{m}\right] \log\left[\frac{1 + \operatorname{erf}[B]}{2}\right] \\ & \quad + \frac{\alpha\sqrt{2(1-m^2)}}{m} \int_{\frac{-\kappa(1-m)}{\sqrt{2(1-m^2)}}}^{\frac{\kappa}{\sqrt{2(1-m^2)}}} dB P^\kappa\left[\frac{-\kappa + B\sqrt{2(1-m^2)}}{m}\right] \log\left[\frac{1 + \operatorname{erf}[B]}{2}\right] \\ & \approx -\frac{1-m}{2} \log\left(\frac{1-m}{2}\right) + 2\alpha\sqrt{1-m} \int_0^{+\infty} dB \{P^\kappa[\kappa] + P^\kappa[-\kappa]\} \log\left[\frac{1 + \operatorname{erf}[B]}{2}\right]. \end{aligned}$$

The implications following this simplification of the local free energy can be found in Sec. 2.

B General *Ansatz* for the chained equilibrium

In this section we present the detailed computation for

$$\begin{aligned} V_t[\mathbf{x}_0, \{m_{j,j+1}\}_{j \in \llbracket 0, t-1 \rrbracket}, \{\kappa_j\}_{j \in \llbracket 1, t \rrbracket}] & \quad (\text{B.1}) \\ & = \frac{1}{N} \mathbb{E}_\xi \left\{ \sum_{\mathbf{x}_1} P^{\kappa_1} \left[\mathbf{x}_1 \mid \frac{\mathbf{x}_0 \cdot \mathbf{x}_1}{N} = m_{1,0} \right] \times \cdots \times \sum_{\mathbf{x}_{t-1}} P^{\kappa_{t-1}} \left[\mathbf{x}_{t-1} \mid \frac{\mathbf{x}_{t-2} \cdot \mathbf{x}_{t-1}}{N} = m_{t-1, t-2} \right] \right. \\ & \quad \left. \times \log \left[\sum_{\substack{\mathbf{x}_t \in \Sigma^N \\ \text{s.t. } \frac{\mathbf{x}_t \cdot \mathbf{x}_{t-1}}{N} = m_{t, t-1}}} e^{\sum_{\mu=1}^M \log[\Theta(\kappa^t - |\xi^\mu \cdot \mathbf{x}_t|)]} \right] \right\}. \end{aligned}$$

For simplicity in the following we will drop the variables of this potential and simply write V_t . This potential can be rewritten as

$$\begin{aligned}
V_t = & \frac{1}{N} \mathbb{E}_\xi \left\{ \sum_{\mathbf{x}_1} \int d\hat{m}_{1,0} \frac{e^{\sum_\mu \log[\Theta(\kappa_1 - |\xi^\mu \cdot \mathbf{x}_1|)] + \hat{m}_{1,0}(\mathbf{x}_1 \cdot \mathbf{x}_0 - N m_{1,0})}}{Z^{\kappa_1}[\mathbf{x}_0, m_{1,0}]} \right. \\
& \times \dots \\
& \times \sum_{\mathbf{x}_{t-1}} \int d\hat{m}_{t-1,t-2} \frac{e^{\sum_\mu \log[\Theta(\kappa_{t-1} - |\xi^\mu \cdot \mathbf{x}_{t-1}|)] + \hat{m}_{t-1,t-2}(\mathbf{x}_{t-1} \cdot \mathbf{x}_{t-2} - N m_{t-1,t-2})}}{Z^{\kappa_{t-1}}[\mathbf{x}_{t-2}, m_{t-1,t-2}]} \\
& \left. \times \log \left[\sum_{\mathbf{x}_t} \int d\hat{m}_{t,t-1} e^{\sum_\mu \log[\Theta(\kappa_t - |\xi^\mu \cdot \mathbf{x}_t|)] + \hat{m}_{t,t-1}(\mathbf{x}_t \cdot \mathbf{x}_{t-1} - N m_{t,t-1})} \right] \right\}. \tag{B.2}
\end{aligned}$$

B.1 General computation

If we introduce replica for each "link" configuration in the chain we have

$$\begin{aligned}
V_t = & \lim_{\{n_j \rightarrow 0\}_{j \in \llbracket 1, t \rrbracket}} \frac{1}{n_t} - \frac{1}{N n_t} \mathbb{E}_\xi \left\{ \prod_{a_1=1}^{n_1} \sum_{\mathbf{x}_{1,a_1}} \int d\hat{m}_{1,0,a_1} e^{\sum_\mu \log[\Theta(\kappa_1 - |\xi^\mu \cdot \mathbf{x}_{1,a_1}|)] + \hat{m}_{1,0,a_1}(\mathbf{x}_{1,a_1} \cdot \mathbf{x}_0 - N m_{1,0})} \right. \\
& \times \dots \\
& \times \prod_{a_{t-1}=1}^{n_{t-1}} \sum_{\mathbf{x}_{t-1,a_{t-1}}} \int d\hat{m}_{t-1,t-2,a_{t-1}} e^{\sum_\mu \log[\Theta(\kappa_{t-1} - |\xi^\mu \cdot \mathbf{x}_{t-1,a_{t-1}}|)] + \hat{m}_{t-1,t-2,a_{t-1}}(\mathbf{x}_{t-1,a_{t-1}} \cdot \mathbf{x}_{t-2,1} - N m_{t-1,t-2})} \\
& \left. \times \prod_{a_t=1}^{n_t} \sum_{\mathbf{x}_{t,a_t}} \int d\hat{m}_{t,t-1,a_t} e^{\sum_\mu \log[\Theta(\kappa_t - |\xi^\mu \cdot \mathbf{x}_{t,a_t}|)] + \hat{m}_{t,t-1,a_t}(\mathbf{x}_{t,a_t} \cdot \mathbf{x}_{t-1,1} - N m_{t,t-1})} \right\} \\
= & \lim_{\{n_j \rightarrow 0\}_{j \in \llbracket 1, t \rrbracket}} \frac{1}{n_t} - \frac{1}{N n_t} \mathbb{E}_\xi \left\{ \prod_{a_1=1}^{n_1} \sum_{\mathbf{x}_{1,a_1}} \int d\hat{m}_{1,0,a_1} \prod_{\mu=1}^M (dw_{1,a_1}^\mu d\hat{w}_{1,a_1}^\mu) \right. \\
& \times e^{\sum_\mu \log[\Theta(\kappa_1 - |w_{1,a_1}^\mu|)] + \hat{w}_{1,a_1}^\mu(\xi^\mu \cdot \mathbf{x}_{1,a_1} - w_{1,a_1}^\mu) + \hat{m}_{1,0,a_1}(\mathbf{x}_{1,a_1} \cdot \mathbf{x}_0 - N m_{1,0})} \\
& \times \dots \\
& \times \prod_{a_{t-1}=1}^{n_{t-1}} \sum_{\mathbf{x}_{t-1,a_{t-1}}} \int d\hat{m}_{t-1,t-2,a_{t-1}} \prod_{\mu=1}^M (dw_{t-1,a_{t-1}}^\mu d\hat{w}_{t-1,a_{t-1}}^\mu) \\
& \times e^{\sum_\mu \log[\Theta(\kappa_{t-1} - |w_{t-1,a_{t-1}}^\mu|)] + \hat{w}_{t,a_t}^\mu(\xi^\mu \cdot \mathbf{x}_{t-1,a_{t-1}} - w_{1,a_1}^\mu) + \hat{m}_{t,t-1,a_t}(\mathbf{x}_{t-1,a_{t-1}} \cdot \mathbf{x}_{t-2,1} - N m_{t,t-1})} \\
& \times \prod_{a_t=1}^{n_t} \sum_{\mathbf{x}_{t,a_t}} \int d\hat{m}_{t,t-1,a_t} \prod_{\mu=1}^M (dw_{t,a_t}^\mu d\hat{w}_{t,a_t}^\mu) \\
& \left. \times e^{\sum_\mu \log[\Theta(\kappa_t - |w_{t,a_t}^\mu|)] + \hat{w}_{t,a_t}^\mu(\xi^\mu \cdot \mathbf{x}_{t,a_t} - w_{t,a_t}^\mu) + \hat{m}_{t,t-1,a_t}(\mathbf{x}_{t,a_t} \cdot \mathbf{x}_{t-1,1} - N m_{t,t-1})} \right\}. \tag{B.3}
\end{aligned}$$

The integration over the disorder $\{\xi^\mu\}_{\mu \in \llbracket 1, M \rrbracket}$ and after over the variables $\{\hat{w}_{j,a_j}^\mu\}_{\mu \in \llbracket 1, M \rrbracket}$ is trivial as it simply involves Gaussian integrals. It yields

$$V_t = \lim_{\{n_j \rightarrow 0\}_{j \in \llbracket 1, t \rrbracket}} \frac{1}{n_t} - \frac{1}{N n_t} \left[\int dw_0 P^{\kappa_0}[w_0] \prod_{j=1}^t \prod_{a_j=1}^{n_j} \left(\int dw_{j,a_j} e^{\log[\Theta(\kappa_j - |w_{j,a_j}|)]} \right) e^{-\frac{\mathbf{w}^\top \Sigma(\mathbf{x}) \mathbf{w}}{2}} \right]^M \times \left[\sum_{\mathbf{x}_0 \in \Sigma^N} \frac{1}{2^N} \prod_{j=1}^t \prod_{a_j=1}^{n_j} \left(\sum_{\mathbf{x}_{j,a_j} \in \Sigma^N} \int d\hat{m}_{j,j-1,a_j} e^{\hat{m}_{j,a_j}(\mathbf{x}_{j,a_j} \cdot \mathbf{x}_{j-1,1} - N m_{j,j-1})} \right) \right] \quad (\text{B.4})$$

with

$$[\Sigma(\mathbf{x})^{-1}]_{j,a_j,j',a_{j'}} = \mathbf{x}_{j,a_j} \cdot \mathbf{x}_{j',a_{j'}} \quad \text{and} \quad \mathbf{w}_{j,a_j} = w_{j,a_j}. \quad (\text{B.5})$$

Finally, we introduce the overlap and field matrices, respectively $\mathbf{m}_{j,a_j,j',a_{j'}} = \mathbb{E}_\xi[\mathbf{x}_{j,a_j} \cdot \mathbf{x}_{j',a_{j'}}]$ and $\hat{\mathbf{m}}_{j,a_j,j',a_{j'}} = \hat{m}_{j,a_j,j',a_{j'}} \cdot \mathbf{x}_{j,a_j} \cdot \mathbf{x}_{j',a_{j'}} \cdot \mathbf{x}_{j-1,1}$. The potential then reads

$$V_t = \lim_{\{n_j \rightarrow 0\}_{j \in \llbracket 1, t \rrbracket}} \frac{1}{n_t} - \frac{1}{N n_t} \text{opt}_{\mathbf{m}_{j' \neq j-1, a_{j'} \neq 1}} \left\{ \left[\int dw_0 P^{\kappa_0}[w_0] \prod_{j=1}^t \prod_{a_j=1}^{n_j} \left(\int dw_{j,a_j} e^{\log[\Theta(\kappa_j - |w_{j,a_j}|)]} \right) e^{-\frac{\mathbf{w}^\top \Sigma(\mathbf{m}) \mathbf{w}}{2}} \right]^M \times \left[\sum_{\mathbf{x}_0 = \pm 1} \frac{1}{2} \prod_{j=1}^t \prod_{a_j=1}^{n_j} \left(\sum_{\mathbf{x}_{j,a_j} = \pm 1} \int \prod_{j'=1}^{j-1} \prod_{a_{j'}=1}^{n_{j'}} d\hat{m}_{j,j',a_{j'}} e^{\hat{m}_{j,a_j,j',a_{j'}}(\mathbf{x}_{j,a_j} \cdot \mathbf{x}_{j',a_{j'}} - N \mathbf{m}_{j,j-1})} \right) \right]^N \right\} \quad (\text{B.6})$$

and $\Sigma(\mathbf{m})^{-1} = \mathbf{m}$.

B.2 Proving again that the replica Ansatz is annealed

In App. A we showed that $V_{t=1}[\mathbf{x}_0, m_{1,0}, \kappa_1]$ can be determined with an annealed replica Ansatz when $m_{1,0} \approx 1$. In the following, we will continue the reasoning by proving that the second "link" in the chain, namely \mathbf{x}_2 , also verifies an annealed geometry for $m_{2,1} \approx 1$.

A simple fashion to write a physically correct replica Ansatz is to focus first on the interaction set \mathbf{w} . We see from the construction of the potential V_t , and in particular with the term $e^{-\frac{\mathbf{w}^\top \Sigma(\mathbf{m}) \mathbf{w}}{2}}$, that this set can be decomposed over a basis of independent random Gaussian processes such that we match the covariances given by $\Sigma(\mathbf{m})^{-1}$. More practically, we can write for the first "link" in the chain

$$w_0 \sim P^{\kappa_0}[\cdot] \quad (\text{B.7})$$

$$w_1^{a_1} = m_{1,0} w_0^1 + \sqrt{1 - m_{1,0}^2} u_1^{a_1} \quad \text{and} \quad u_1^{a_1} \sim \mathcal{N}(0, 1). \quad (\text{B.8})$$

If we then take a replica symmetric Ansatz for the second "link" we obtain

$$w_2^{a_2} = m_{2,0} w_0^{a_0} + \frac{m_{2,1} - m_{2,0} m_{1,0}}{\sqrt{1 - m_{1,0}^2}} u_1^1 + \sqrt{q - m_{2,0}^2 - \frac{(m_{2,1} - m_{2,0} m_{1,0})^2}{1 - m_{1,0}^2}} z_2 + \sqrt{1 - q} u_2^{a_2} \quad (\text{B.9})$$

and $\{z_2, u_2^{a_2}\} \sim \mathcal{N}(0, 1)$. We can now simplify $V_{t=2}$ to manipulate a more handy formula,

$$V_{t=2} = \underset{q, m_{2,0}, \hat{q}, \hat{m}_{2,1}, \hat{m}_{2,0}}{\text{opt}} \left\{ -\frac{1-q}{2} \hat{q} - \hat{m}_{2,1} m_{2,1} - \hat{m}_{2,0} m_{2,0} \right. \quad (\text{B.10})$$

$$+ \sum_{x_0=\pm 1} \frac{1}{2} \sum_{x_1=\pm 1} \frac{e^{\hat{m}_{1,0} x_0 x_1}}{2 \cosh[\hat{m}_{1,0} x_0]} \log \{2 \cosh[\hat{m}_{2,0} x_0 + \hat{m}_{2,1} x_1]\}$$

$$+ \alpha \int dw_0 P^{\kappa_0}[w_0] \frac{\int \mathcal{D}u_1 \Theta(\kappa^1 - |m_{1,0} w_0 + \sqrt{1-m_{1,0}^2} u_1|)}{\int \mathcal{D}u_1^* \Theta(\kappa^1 - |m_{1,0} w_0 + \sqrt{1-m_{1,0}^2} u_1^*|)}$$

$$\times \int \mathcal{D}z_2 \log[H(\kappa^2, \underline{w}, 1-q)] \left. \right\},$$

$$\underline{w} = m_{2,0} w_0 + \frac{m_{2,1} - m_{2,0} m_{1,0}}{\sqrt{1-m_{1,0}^2}} u_1 + \sqrt{q - m_{2,0}^2 - \frac{(m_{2,1} - m_{2,0} m_{1,0})^2}{1-m_{1,0}^2}} z_2 \quad (\text{B.11})$$

with $\hat{m}_{1,0} = \text{arctanh}[m_{1,0}]$. As mentioned in Sec. 3, the optimization being "time-ordered" we took for $\hat{m}_{1,0}$ the value obtained with the optimization of $V_{t=1}[\mathbf{x}_0, m_{1,0}, \kappa_1]$. Again the demonstration for this saddle-point can be found in App. A. To keep light notation throughout the computation we will rewrite $V_{t=2}$ as

$$V_{t=2} = \underset{q, m_{2,0}, \hat{q}, \hat{m}_{2,1}, \hat{m}_{2,0}}{\text{opt}} \{V^*[q, m_{2,1}, m_{2,0}, \hat{q}, \hat{m}_{2,1}, \hat{m}_{2,0}]\} \quad (\text{B.12})$$

with

$$V_{t=2}^*[q, m_{2,1}, m_{2,0}, \hat{q}, \hat{m}_{2,1}, \hat{m}_{2,0}] = -\frac{1-q}{2} \hat{q} - \hat{m}_{2,1} m_{2,1} - \hat{m}_{2,0} m_{2,0} \quad (\text{B.13})$$

$$+ \sum_{x_0=\pm 1} \frac{1}{2} \sum_{x_1=\pm 1} \frac{e^{\hat{m}_{1,0} x_0 x_1}}{2 \cosh[\hat{m}_{1,0} x_0]} \log \{2 \cosh[\hat{m}_{2,0} x_0 + \hat{m}_{2,1} x_1]\}$$

$$+ \alpha \int dw_0 \mathcal{D}u_1 \mathcal{D}z_2 P^{\kappa_0, \kappa_1}[u_1, w_0] \log[H(\kappa^2, \underline{w}, 1-q)]$$

and

$$\underline{w} = m_{2,0} w_0 + \underline{m}_{2,1} u_1 + \sqrt{q - m_{2,0}^2 - \underline{m}_{2,1}^2} z_2, \quad (\text{B.14})$$

$$P^{\kappa_0, \kappa_1}[u_1, w_0] = P^{\kappa_0}[w_0] \frac{\Theta(\kappa^1 - |m_{1,0} w_0 + \sqrt{1-m_{1,0}^2} u_1|)}{\int \mathcal{D}u_1^* \Theta(\kappa^1 - |m_{1,0} w_0 + \sqrt{1-m_{1,0}^2} u_1^*|)}, \quad (\text{B.15})$$

$$\underline{m}_{2,1} = \frac{m_{2,1} - m_{2,0} m_{1,0}}{\sqrt{1-m_{1,0}^2}}. \quad (\text{B.16})$$

Then, we can repeat the computation carried out in App. A. More precisely we have

$$\partial_q V_{t=2}^* = \frac{\hat{q}}{2} + \alpha \int dw_0 \mathcal{D}u_1 \mathcal{D}z_2 P^{\kappa_0, \kappa_1}[u_1, w_0] \quad (\text{B.17})$$

$$\times \left[\frac{\int \mathcal{D}u_2 \left(\frac{z_2}{2\sqrt{q-m_{2,0}^2-\underline{m}_{2,1}^2}} - \frac{u_2}{2\sqrt{1-q}} \right) \Theta'(\kappa - |\underline{w}|)}{H(\kappa, \underline{w}, 1-q)} \right]$$

Now if we assume $q - m_{2,0}^2 - \underline{m}_{2,1}^2 \ll 1 - q$ we see that

$$\begin{aligned}
 \partial_q V_{t=2}^* &= \frac{\hat{q}}{2} + \alpha \int dw_0 \mathcal{D}u_1 \mathcal{D}z_2 P^{\kappa_0, \kappa_1}[u_1, w_0] \\
 &\times \left[\frac{\int \mathcal{D}u_2 \left(\frac{z_2}{2\sqrt{q - m_{2,0}^2 - \underline{m}_{2,1}^2}} - \frac{u_2}{2\sqrt{1-q}} \right) \Theta'(\kappa - |w + \sqrt{1-q}u_2|)}{H(\kappa, w, 1-q)} \right] \\
 &- \alpha \int dw_0 \mathcal{D}u_1 \mathcal{D}z_2 P^{\kappa_0, \kappa_1}[u_1, w_0] \\
 &\times \left[\frac{\int \mathcal{D}u_2 \left(\frac{z_2^2}{2} \partial_y H(\underline{x} = \kappa, \underline{y} = w, \underline{z} = 1-q) \right) \Theta'(\kappa - |w + \sqrt{1-q}u_2|)}{H^2(\kappa, w, 1-q)} \right] \\
 &+ \mathcal{O}\left(\sqrt{q - m_{2,0}^2 + \underline{m}_{2,1}^2}\right)
 \end{aligned} \tag{B.18}$$

with

$$w = m_{2,0}w_0 + \underline{m}_{2,1}u_1. \tag{B.19}$$

As in App. A, it can be shown with an integration by part that the second term in the r.h.s. of the previous equation is null. It thus follows that the saddle-point verifies

$$\hat{q} = \alpha \int dw_0 \mathcal{D}u_1 \frac{P^{\kappa_0, \kappa_1}[u_1, w_0]}{H(\kappa, m_{2,0}w_0 + \underline{m}_{2,1}u_1, 1-q)}. \tag{B.20}$$

Now if we focus on the partial derivatives with respect to \hat{q} , $\hat{m}_{2,1}$ and $\hat{m}_{2,0}$ we obtain

$$\begin{aligned}
 q &= \sum_{X=\pm 1} \frac{e^{\hat{m}_{1,0}X}}{2 \cosh(\hat{m}_{1,0})} \int \mathcal{D}z \tanh^2[\hat{m}_{2,0}X + \hat{m}_{2,1} + \sqrt{\hat{q}}z] \\
 &\stackrel{\hat{q} \ll \hat{m}}{=} \sum_{X=\pm 1} \frac{e^{\hat{m}_{1,0}X}}{2 \cosh(\hat{m}_{1,0})} \tanh^2[\hat{m}_{2,0}X + \hat{m}_{2,1}],
 \end{aligned} \tag{B.21}$$

$$\begin{aligned}
 m_{2,1} &= \sum_{X=\pm 1} \frac{e^{\hat{m}_{1,0}X}}{2 \cosh(\hat{m}_{1,0})} \int \mathcal{D}z \tanh[\hat{m}_{2,0}X + \hat{m}_{2,1} + \sqrt{\hat{q}}z] \\
 &\stackrel{\hat{q} \ll \hat{m}}{=} \sum_{X=\pm 1} \frac{e^{\hat{m}_{1,0}X}}{2 \cosh(\hat{m}_{1,0})} \tanh[\hat{m}_{2,0}X + \hat{m}_{2,1}],
 \end{aligned} \tag{B.22}$$

$$\begin{aligned}
 m_{2,0} &= \sum_{X=\pm 1} \frac{X e^{\hat{m}_{1,0}X}}{2 \cosh(\hat{m}_{1,0})} \int \mathcal{D}z \tanh[\hat{m}_{2,0}X + \hat{m}_{2,1} + \sqrt{\hat{q}}z] \\
 &\stackrel{\hat{q} \ll \hat{m}}{=} \sum_{X=\pm 1} \frac{X e^{\hat{m}_{1,0}X}}{2 \cosh(\hat{m}_{1,0})} \tanh[\hat{m}_{2,0}X + \hat{m}_{2,1}]
 \end{aligned} \tag{B.23}$$

or rewritten in another fashion

$$q \stackrel{\hat{q} \ll \hat{m}}{=} m_{2,0}^2 + \underline{m}_{2,1}^2, \tag{B.24}$$

$$m_{2,1} \stackrel{\hat{q} \ll \hat{m}}{=} \sum_{X=\pm 1} \frac{e^{\hat{m}_{1,0}X}}{2 \cosh(\hat{m}_{1,0})} \tanh[\hat{m}_{2,0}X + \hat{m}_{2,1}], \tag{B.25}$$

$$m_{2,0} \stackrel{\hat{q} \ll \hat{m}}{=} \sum_{X=\pm 1} \frac{X e^{\hat{m}_{1,0}X}}{2 \cosh(\hat{m}_{1,0})} \tanh[\hat{m}_{2,0}X + \hat{m}_{2,1}]. \tag{B.26}$$

In the case where $m_{2,1} \approx 1$, it follows from Eq. (B.25) that \hat{m}_{21} diverges, while Eq. (B.20) implies that \hat{q} remains finite. We have once again closed the equation self-consistently and showed that for $m_{21} \approx 1$ the correct replica *Ansatz* is the annealed one.

In a nutshell, we showed in App. A that the first "link" in the chain verifies an annealed replica *Ansatz* (for $m_{1,0} \approx 1$). In this appendix we continued and proved that the second "link" also follows an annealed replica *Ansatz* (for $m_{2,1} \approx 1$). To show that this applies for all "links" in the chain, we simply have to repeat recursively the exact same demonstration written just above. Finally, if we apply an annealed replica *Ansatz* for each "link" in the chain we obtain we

$$V_t \left[\mathbf{x}_0, \{m_{j+1,j}\}_{j \in \llbracket 0, t-1 \rrbracket}, \{\kappa_j\}_{j \in \llbracket 1, t \rrbracket} \right] \quad (\text{B.27})$$

$$= \underset{\substack{\{\hat{m}_{t,j'}\}_{0 \leq j' \leq t-1} \\ \{m_{t,j'}\}_{0 \leq j' \leq t-2}}}{\text{opt}} \left[\underset{\substack{\{\hat{m}_{j,j'}\}_{0 \leq j' < j \leq t-1} \\ \{m_{j,j'}\}_{0 \leq j' < j-1 \leq t-2}}}{\text{opt}^*} \left\{ V_t^* \left[\mathbf{x}_0, \{m_{j,j'}\}_{0 \leq j' < j \leq t}, \{\hat{m}_{j,j'}\}_{0 \leq j' < j \leq t}, \{\kappa_j\}_{j \in \llbracket 1, t \rrbracket} \right] \right\} \right]$$

with

$$V_t^* \left[\mathbf{x}_0, \{m_{j,j'}\}_{0 \leq j' < j \leq t}, \{\hat{m}_{j,j'}\}_{0 \leq j' < j \leq t}, \{\kappa_j\}_{j \in \llbracket 1, t \rrbracket} \right] = - \sum_{j' < t} \hat{m}_{t,j'} m_{t,j'} \quad (\text{B.28})$$

$$+ \sum_{x_0, \dots, x_{t-1} = \pm 1} \frac{1}{2} \prod_{j=1}^{t-1} \frac{e^{\sum_{0 \leq j' < j} \hat{m}_{j,j'} x_j x_{j'}}}{2 \cosh \left(\sum_{0 \leq j' < j} \hat{m}_{j,j'} x_{j'} \right)} \log \left[2 \cosh \left(\sum_{0 \leq j' < t} \hat{m}_{t,j'} x_{j'} \right) \right]$$

$$+ \alpha \int \prod_{j=0}^{t-1} dw_j P^{\kappa_0} [w_0] \prod_{j=1}^{t-1} \frac{e^{-\frac{\sum_{0 \leq j' \leq j} \Sigma_{j,j'}^{(m)} w_j w_{j'}}{2}} \Theta(\kappa^j - |w_j|)}{\int dw_j^* e^{-\frac{\sum_{0 \leq j' \leq j} \Sigma_{j,j'}^{(m)} w_j^* w_{j'}}{2}} \Theta(\kappa^j - |w_j^*|)}$$

$$\times \log \left[\int dw_t e^{-\frac{\sum_{0 \leq j' \leq t} \Sigma_{t,j'}^{(m)} w_t w_{j'}}{2}} \Theta(\kappa^t - |w_t|) \right].$$

C Simplifying the no-memory *Ansatz* potential

In this section we present how to simplify the potential

$$V_t^* \left[\mathbf{x}_0, \{m_{j,j'}\}_{0 \leq j' < j \leq t}, \{\hat{m}_{j,j'}\}_{0 \leq j' < j \leq t}, \{\kappa_j\}_{j \in \llbracket 1, t \rrbracket} \right] = - \sum_{j' < t} \hat{m}_{t,j'} m_{t,j'} \quad (\text{C.1})$$

$$+ \sum_{x_0, \dots, x_{t-1} = \pm 1} \frac{1}{2} \prod_{j=1}^{t-1} \frac{e^{\sum_{0 \leq j' < j} \hat{m}_{j,j'} x_j x_{j'}}}{2 \cosh \left(\sum_{0 \leq j' < j} \hat{m}_{j,j'} x_{j'} \right)} \log \left[2 \cosh \left(\sum_{0 \leq j' < t} \hat{m}_{t,j'} x_{j'} \right) \right]$$

$$+ \alpha \int \prod_{j=0}^{t-1} dw_j P^{\kappa_0} [w_0] \prod_{j=1}^{t-1} \frac{e^{-\frac{\sum_{0 \leq j' \leq j} \Sigma_{j,j'}^{(m)} w_j w_{j'}}{2}} \Theta(\kappa^j - |w_j|)}{\int dw_j^* e^{-\frac{\sum_{0 \leq j' \leq j} \Sigma_{j,j'}^{(m)} w_j^* w_{j'}}{2}} \Theta(\kappa^j - |w_j^*|)}$$

$$\times \log \left[\int dw_t e^{-\frac{\sum_{0 \leq j' \leq t} \Sigma_{t,j'}^{(m)} w_t w_{j'}}{2}} \Theta(\kappa^t - |w_t|) \right].$$

We can in fact operate the standard change of variable

$$\begin{aligned}
w_j &= m_{j,j-1}w_{j-1} + \sqrt{1-m_{j,j-1}^2}u_j \tag{C.2} \\
&= m_{j,j-1}m_{j-1,j-2}w_{j-2} + m_{j,j-1}\sqrt{1-m_{j-1,j-2}^2}u_{j-1} + \sqrt{1-m_{j,j-1}^2}u_j \\
&= \left(\prod_{l=j'}^{j-1} m_{l+1,l}\right)w_{j'} + \sum_{l=j'+1}^{j-1} \left(\prod_{n=l}^{j-1} m_{n+1,n}\right)\sqrt{1-m_{l,l-1}^2}u_l + \sqrt{1-m_{j,j-1}^2}u_j \\
&= \left(\prod_{l=0}^{j-1} m_{l+1,l}\right)w_0 + \sum_{l=1}^{j-1} \left(\prod_{n=l}^{j-1} m_{n+1,n}\right)\sqrt{1-m_{l,l-1}^2}u_l + \sqrt{1-m_{j,j-1}^2}u_j
\end{aligned}$$

and obtain

$$\begin{aligned}
V_t^*[\mathbf{x}_0, \{m_{j,j-1}\}_{1 \leq j \leq t}, \hat{m}_{t,t-1}, \{\kappa_j\}_{j \in \llbracket 1, t \rrbracket}] &= -\hat{m}_{t,t-1}m_{t,t-1} + \log[2 \cosh(\hat{m}_{t,t-1})] \tag{C.3} \\
&+ \alpha \int dw_0 P^{\kappa_0}[w_0] \prod_{j=1}^{t-1} \left[\int \mathcal{D}u_j \frac{\Theta(\kappa^j - |m_{j,j-1}w_{j-1} + \sqrt{1-m_{j,j-1}^2}u_j|)}{H(\kappa^j, m_{j,j-1}w_{j-1}, 1-m_{j,j-1}^2)} \right] \\
&\times \log[H(\kappa^t, m_{t,t-1}w_{t-1}, 1-m_{t,t-1}^2)].
\end{aligned}$$

In fact, the energetic term can be estimated recursively. If we perform back the change of variable

$$w_j = m_{j,j-1}w_{j-1} + \sqrt{1-m_{j,j-1}^2}u_j \tag{C.4}$$

we can rewrite the potential as

$$\begin{aligned}
V_t^*[\mathbf{x}_0, \{m_{j,j-1}\}_{1 \leq j \leq t}, \hat{m}_{t,t-1}, \{\kappa_j\}_{j \in \llbracket 1, t \rrbracket}] &= -\hat{m}_{t,t-1}m_{t,t-1} + \log[2 \cosh(\hat{m}_{t,t-1})] \tag{C.5} \\
&+ \alpha \int dw_0 P^{\kappa_0}[w_0] \prod_{j=1}^{t-1} \left[\int dw_j \frac{e^{-\frac{(w_j - m_{j,j-1}w_{j-1})^2}{2(1-m_{j,j-1}^2)}} \Theta(\kappa_j - |w_j|)}{\sqrt{2\pi(1-m_{j,j-1}^2)} H(\kappa_j, m_{j,j-1}w_{j-1}, 1-m_{j,j-1}^2)} \right] \\
&\times \log[H(\kappa^t, m_{t,t-1}w_{t-1}, 1-m_{t,t-1}^2)].
\end{aligned}$$

The potential can now be integrated recursively, starting with the integral over w_0 (then w_1 and so on). Thus, the potential becomes

$$\begin{aligned}
V_t^*[\mathbf{x}_0, \{m_{j,j-1}\}_{1 \leq j \leq t}, \hat{m}_{t,t-1}, \{\kappa_j\}_{j \in \llbracket 1, t \rrbracket}] &= -\hat{m}_{t,t-1}m_{t,t-1} + \log[2 \cosh(\hat{m}_{t,t-1})] \tag{C.6} \\
&+ \alpha \int dw_k P^{\kappa_k}[w_k] \prod_{j=k+1}^{t-1} \left[\int dw_j \frac{e^{-\frac{(w_j - m_{j,j-1}w_{j-1})^2}{2(1-m_{j,j-1}^2)}} \Theta(\kappa_j - |w_j|)}{\sqrt{2\pi(1-m_{j,j-1}^2)} H(\kappa_j, m_{j,j-1}w_{j-1}, 1-m_{j,j-1}^2)} \right] \\
&\times \log[H(\kappa^t, m_{t,t-1}w_{t-1}, 1-m_{t,t-1}^2)]
\end{aligned}$$

with the update rule

$$P^{\kappa_{j+1}}[w_{j+1}] = \int dw_j P^{\kappa_j}[w_j] \frac{e^{-\frac{w_{j+1} - m_{j+1,j}w_j}{2(1-m_{j+1,j}^2)}} \Theta(\kappa_{j+1} - |w_{j+1}|)}{\sqrt{2\pi(1-m_{j+1,j}^2)} H(\kappa_{j+1}, m_{j+1,j}w_j, 1-m_{j+1,j}^2)}. \tag{C.7}$$

Applying this recursion until the end we obtain

$$V_t^* \left[\mathbf{x}_0, \{m_{j,j-1}\}_{1 \leq j \leq t}, \hat{m}_{t,t-1}, \{\kappa_j\}_{j \in \llbracket 1, t \rrbracket} \right] = -\hat{m}_{t,t-1} m_{t,j_{t-1}} + \log \left[2 \cosh \left(\hat{m}_{t,t-1} \right) \right] \quad (\text{C.8})$$

$$+ \alpha \int dw_{t-1} P^{\kappa_{t-1}} [w_{t-1}] \log \left[H \left(\kappa^t, m_{t,t-1} w_{t-1}, 1 - m_{t,t-1}^2 \right) \right].$$

D Computing the chain potential for the nested Markovian process

In this section we will focus on computing the potential $V_t[\cdot, \cdot, \cdot]$ for the very last step of the effective Markovian process presented in Sec. 6. We will consider that our connected solutions follow a memory pattern of k_{tot} nested Markovian chains where it effectively jump from a solution \mathbf{x}_{t_0} to $\mathbf{x}_{t_0 + \Delta_t^{k_{tot}}}$. The aim is to compute the number of accessible solutions $\mathbf{x}_{t_0 + \Delta_t^{k_{tot}}}$ when the chain is fixed from configuration \mathbf{x}_{t_0} to $\mathbf{x}_{t_0 + \Delta_t^{k_{tot}-1}}$. In this situation we recall that only a handful of overlaps are strictly fixed with our nested Markovian process, namely

$$\mathbb{E}_\xi \left[\mathbf{x}_{t_0 + \Delta_t^{k_{tot}}} \cdot \mathbf{x}_{t_0 + \Delta_t^{k_{tot} - \Delta_t^j}} \right] = m_{\Delta_t^j} \quad (\text{D.1})$$

where Δ_t^j corresponds to the number of "links" in the chain we pass when one iteration of the Markov-chain at level j is performed. We recall that it is determined by the recursion

$$\Delta_t^k = (t_{k-1} + 1) \Delta_t^{k-1} \quad \text{and} \quad \Delta_t^1 = 1. \quad (\text{D.2})$$

Moreover, we have to highlight that going from configuration $\mathbf{x}_{t_0 + \Delta_t^{k_{tot} - \Delta_t^{j+1}}}$ to $\mathbf{x}_{t_0 + \Delta_t^{k_{tot} - \Delta_t^j}}$ the system simply passes through the j^{th} level of the Markovian process. All of these features allow simplifications in the potential $V_{t_0 + \Delta_t^{k_{tot}}}^*[\cdot, \cdot, \cdot]$. If we start for example with the entropic term, we have

$$\sum_{\mathbf{x}_{t_0}, \dots, \mathbf{x}_{t_0 + \Delta_t^{k_{tot}-1}}} \frac{1}{2} \prod_{j=t_0+1}^{t_0 + \Delta_t^{k_{tot}} - 1} \frac{e^{\sum_{t \leq j' < j} \hat{m}_{j,j'} \mathbf{x}_j \mathbf{x}_{j'}}}{2 \cosh \left(\sum_{t \leq j' < j} \hat{m}_{j,j'} \mathbf{x}_{j'} \right)} \quad (\text{D.3})$$

$$\times \log \left[2 \cosh \left(\sum_{t_0 \leq j' < t_0 + \Delta_t^{k_{tot}}} \hat{m}_{t_0 + \Delta_t^{k_{tot}}, j'} \mathbf{x}_{j'} \right) \right]$$

$$= \sum_{\mathbf{x}_{t_0} = \pm 1} \frac{1}{2} \prod_{j=1}^{k_{tot}-1} \left[\sum_{\mathbf{x}_{t_0 + \Delta_t^{k_{tot} - \Delta_t^j}} = \pm 1} \frac{e^{\tilde{m}_{\Delta_t^j} \mathbf{x}_{t_0 + \Delta_t^{k_{tot} - \Delta_t^j}} \cdot \mathbf{x}_{t_0 + \Delta_t^{k_{tot} - \Delta_t^{j+1}}}}}{2 \cosh(\tilde{m}_{\Delta_t^j})} \right]$$

$$\times \log \left[2 \cosh \left(\sum_{j=0}^{k_{tot}} \hat{m}_{t_0 + \Delta_t^{k_{tot}}, t_0 + \Delta_t^{k_{tot} - \Delta_t^j} \cdot \mathbf{x}_{t_0 + \Delta_t^{k_{tot} - \Delta_t^j}} \right) \right]$$

with

$$\tilde{m}_{\Delta_t^j} = \text{arctanh} \left(m_{\Delta_t^j}^{t_j} \right). \quad (\text{D.4})$$

Regarding the energetic term, we can again use the Markov-chain generators $T_j(\cdot, \cdot, \{V_k\}_{k \in \llbracket 1, j \rrbracket})$ that describe the jump from a configuration $\mathbf{x}_{t'}$ to $\mathbf{x}_{t' + \Delta_t^j}$. In particular, to go from $\mathbf{x}_{t_0 + \Delta_t^{k_{tot} - \Delta_t^{j+1}}}$

to $\mathbf{x}_{t_0+\Delta_t^{k_{tot}}-\Delta_t^j}$ we have to apply $T_j^{t_j}(\cdot, \cdot, \{V_k\}_{k \in \llbracket 1, j \rrbracket})$. With these generators we can rewrite the energetic term as

$$\begin{aligned} & \alpha \int \prod_{j=0}^{t-1} dw_j P^{\kappa_0}[w_0] \prod_{j=1}^{t-1} \frac{e^{-\frac{\sum_{0 \leq j' \leq j} \Sigma_{j,j'}(\mathbf{m}) w_j w_{j'}}{2}} \Theta(\kappa^j - |w_j|)}{\int dw_j^* e^{-\frac{\sum_{0 \leq j' \leq j} \Sigma_{j,j'}(\mathbf{m}) w_j^* w_{j'}}{2}} \Theta(\kappa^j - |w_j^*|)} \\ & \quad \times \log \left[\int dw_t e^{-\frac{\sum_{0 \leq j' \leq t} \Sigma_{t,j'}(\mathbf{m}) w_t w_{j'}}{2}} \Theta(\kappa^t - |w_t|) \right] \\ & = \alpha \int dw_{t_0} P^{\kappa}_{k_{tot}-\text{mem. state}}[w_{t_0}] \prod_{j=1}^{k_{tot}-1} \left[dw_{t_0+\Delta_t^{k_{tot}}-\Delta_t^j} T_j^{t_j}(w_{t_0+\Delta_t^{k_{tot}}-\Delta_t^j}, w_{t_0+\Delta_t^{k_{tot}}-\Delta_t^{j+1}}, \{V_k\}_{k \in \llbracket 1, j \rrbracket}) \right] \\ & \quad \times \log \left[H \left(\kappa, \underline{m}_1 w_{t_0+\Delta_t^{k_{tot}}-\Delta_t^1} + \sum_{j=1}^{k_{tot}} \underline{m}_j \left(w_{t_0+\Delta_t^{k_{tot}}-\Delta_t^j} - m_{\Delta_t^{j-1}}^{t_{j-1}} w_{t_0+\Delta_t^{k_{tot}}-\Delta_t^{j-1}} \right), V_{k_{tot}} \right) \right], \end{aligned} \quad (\text{D.5})$$

where we recall the notation

$$\underline{m}_1 = m_1, \quad \underline{m}_{k \neq 1} = \frac{m_{\Delta_t^k} - m_{\Delta_t^{k-1}}^{t_{k-1}+1}}{1 - m_{\Delta_t^{k-1}}^{2t_{k-1}}}, \quad V_1 = 1 - m_1^2, \quad V_{k \neq 1} = V_{k-1} + \frac{(m_{\Delta_t^k} - m_{\Delta_t^{k-1}}^{t_{k-1}+1})^2}{1 - m_{k-1}^{2t_{k-1}}}. \quad (\text{D.6})$$

Combining together the entropic and energetic terms we obtain

$$\begin{aligned} & V_{t_0+\Delta_t^{k_{tot}}}^* \left[\mathbf{x}_0, \{m_{\Delta_t^j}\}_{j \in \llbracket 1, k_{tot} \rrbracket}, \{\hat{m}_{t_0+\Delta_t^{k_{tot}}, t_0+\Delta_t^{k_{tot}}-\Delta_t^j}\}_{j \in \llbracket 1, k_{tot} \rrbracket}, \{\kappa_j = \kappa\}_{j \in \llbracket t_0, t_0+\Delta_t^{k_{tot}} \rrbracket} \right] \\ & = - \sum_{j=0}^{k_{tot}} \hat{m}_{t_0+\Delta_t^{k_{tot}}, t_0+\Delta_t^{k_{tot}}-\Delta_t^j} m_{\Delta_t^j} \\ & \quad + \sum_{x_{t_0} = \pm 1} \frac{1}{2} \prod_{j=1}^{k_{tot}-1} \left[\sum_{x_{t_0+\Delta_t^{k_{tot}}-\Delta_t^j} = \pm 1} \frac{e^{\frac{\tilde{m}_{\Delta_t^j} x_{t_0+\Delta_t^{k_{tot}}-\Delta_t^j} x_{t_0+\Delta_t^{k_{tot}}-\Delta_t^{j+1}}}{2 \cosh(\tilde{m}_{\Delta_t^j})}}}{2 \cosh(\tilde{m}_{\Delta_t^j})} \right] \\ & \quad \times \log \left[2 \cosh \left(\sum_{j=0}^{k_{tot}} \hat{m}_{t_0+\Delta_t^{k_{tot}}, t_0+\Delta_t^{k_{tot}}-\Delta_t^j} x_{t_0+\Delta_t^{k_{tot}}-\Delta_t^j} \right) \right] \\ & \quad + \alpha \int dw_{t_0} P^{\kappa}_{k_{tot}-\text{mem. state}}[w_{t_0}] \\ & \quad \times \prod_{j=1}^{k_{tot}-1} \left[dw_{t_0+\Delta_t^{k_{tot}}-\Delta_t^j} T_j^{t_j}(w_{t_0+\Delta_t^{k_{tot}}-\Delta_t^j}, w_{t_0+\Delta_t^{k_{tot}}-\Delta_t^{j+1}}, \{V_k\}_{k \in \llbracket 1, j \rrbracket}) \right] \\ & \quad \times \log \left[H \left(\kappa, \underline{m}_1 w_{t_0+\Delta_t^{k_{tot}}-\Delta_t^1} + \sum_{j=1}^{k_{tot}} \underline{m}_j \left(w_{t_0+\Delta_t^{k_{tot}}-\Delta_t^j} - m_{\Delta_t^{j-1}}^{t_{j-1}} w_{t_0+\Delta_t^{k_{tot}}-\Delta_t^{j-1}} \right), V_{k_{tot}} \right) \right]. \end{aligned} \quad (\text{D.7})$$

From then on, the potential $V_{t_0+\Delta_t^{k_{tot}}}^*[\cdot, \cdot, \cdot, \cdot]$ can be evaluated numerically by integrating sequentially in the entropic and energetic term over the variables $\{x_{t_0+\Delta_t^{k_{tot}}-\Delta_t^1}, w_{t_0+\Delta_t^{k_{tot}}-\Delta_t^1}\}$, then $\{x_{t_0+\Delta_t^{k_{tot}}-\Delta_t^2}, w_{t_0+\Delta_t^{k_{tot}}-\Delta_t^2}\}$ and so on and so forth. This sequence of integration yields similar recursion equations than the one obtain for the Markov-chain generators $T_j(\cdot, \cdot, \cdot)$.

Finally comes the optimization scheme for the potential. We want either to determine the localization/delocalization critical point $\kappa_{k_{tot}-\text{mem. state}}^\alpha$ (α being fixed) or $\alpha_{k_{tot}-\text{mem. state}}^\kappa$

(κ being fixed). We recall that the transition occurs when the potential becomes null. In the present case, it is less numerically complex to determine $\alpha_{k_{tot}-\text{mem. state}}^\kappa$. Indeed, after satisfying the saddle-points over the fields $\{\hat{m}_{t_0+\Delta_t^{k_{tot}}, t_0+\Delta_t^{k_{tot}}-\Delta_t^j}\}_{j=\llbracket 1, k_{tot} \rrbracket}$ we can identify that the potential is null for

$$\alpha = -\frac{V_{\text{entropic}}}{V_{\text{energetic}}} \quad (\text{D.8})$$

with

$$V_{\text{entropic}} = -\sum_{j=0}^{k_{tot}} \hat{m}_{t_0+\Delta_t^{k_{tot}}, t_0+\Delta_t^{k_{tot}}-\Delta_t^j} m_{\Delta_t^j} \quad (\text{D.9})$$

$$+ \sum_{x_{t_0}=\pm 1} \frac{1}{2} \prod_{j=1}^{k_{tot}-1} \left[\sum_{x_{t_0+\Delta_t^{k_{tot}}-\Delta_t^j}=\pm 1} \frac{e^{\tilde{m}_{\Delta_t^j} x_{t_0+\Delta_t^{k_{tot}}-\Delta_t^j} x_{t_0+\Delta_t^{k_{tot}}-\Delta_t^{j+1}}}}{2 \cosh(\tilde{m}_{\Delta_t^j})} \right]$$

$$\times \log \left[2 \cosh \left(\sum_{j=0}^{k_{tot}} \hat{m}_{t_0+\Delta_t^{k_{tot}}, t_0+\Delta_t^{k_{tot}}-\Delta_t^j} x_{t_0+\Delta_t^{k_{tot}}-\Delta_t^j} \right) \right]$$

$$V_{\text{energetic}} = \int dw_{t_0} P_{k_{tot}-\text{mem. state}}^\kappa[w_{t_0}] \quad (\text{D.10})$$

$$\times \prod_{j=1}^{k_{tot}-1} \left[dw_{t_0+\Delta_t^{k_{tot}}-\Delta_t^j} T_j^{t_j}(w_{t_0+\Delta_t^{k_{tot}}-\Delta_t^j}, w_{t_0+\Delta_t^{k_{tot}}-\Delta_t^{j+1}}, \{V_k\}_{k \in \llbracket 1, j \rrbracket}) \right]$$

$$\times \log \left[H \left(\kappa, \underline{m}_1 w_{t_0+\Delta_t^{k_{tot}}-\Delta_t^1} + \sum_{j=1}^{k_{tot}} \underline{m}_j \left(w_{t_0+\Delta_t^{k_{tot}}-\Delta_t^j} - m_{\Delta_t^{j-1}}^{t_{j-1}} w_{t_0+\Delta_t^{k_{tot}}-\Delta_t^{j-1}} \right), V_{k_{tot}} \right) \right].$$

Consequently, having fixed κ , we can obtain $\alpha_{k_{tot}-\text{mem. state}}^\kappa$ by simply tuning the set of variables $\{m_{\Delta_t^j}, \Delta_t^j\}_{j \in \llbracket 1, k_{tot} \rrbracket}$ so as to maximize the value of α given by Eq. (D.8). In particular, while our construction implies that $t_j \in \mathbb{N}$ (and consequently $\Delta_t^j \in \mathbb{N}$) for all $j \in \llbracket 2, k_{tot} \rrbracket$, we determine the critical point after extending the computation to $t_j \in \mathbb{R}$.

Again, we recall that the potential $V_{t'}^*[\dots]$ should be evaluate throughout the entire effective Markovian process to ensure that it remains positive (or null) for the period $t_0 \rightarrow t_0+\Delta_t^{k_{tot}}$. However, we observe numerically that it is always the very last step, i.e. $t_0+\Delta_t^{k_{tot}}-1 \rightarrow t_0+\Delta_t^{k_{tot}}$, that has the minimal potential and that is consequently the limiting "link" in the chain.

References

- [1] B. Aubin, W. Perkins and L. Zdeborova, *Storage capacity in symmetric binary perceptrons*, Journal of Physics A: Mathematical and Theoretical **52**(29), 294003 (2019), doi:[10.1088/1751-8121/ab227a](https://doi.org/10.1088/1751-8121/ab227a).
- [2] W. Krauth and M. Mézard, *Storage capacity of memory networks with binary couplings*, Journal de Physique **50**(20), 3057 (1989), doi:[10.1051/jphys:0198900500200305700](https://doi.org/10.1051/jphys:0198900500200305700).
- [3] M. Mézard, G. Parisi and M. A. Virasoro, *Spin glass theory and beyond: An Introduction to the Replica Method and Its Applications*, vol. 9, World Scientific Publishing Company, doi:[10.1142/0271](https://doi.org/10.1142/0271) (1987).

- [4] O. Martin and M. Mézard, *Frozen glass phase in the multi-index matching problem*, Physical review letters **93**(21), 217205 (2004), doi:[10.1103/PhysRevLett.93.217205](https://doi.org/10.1103/PhysRevLett.93.217205).
- [5] L. Zdeborová and M. Mézard, *Locked constraint satisfaction problems*, Physical review letters **101**(7), 078702 (2008), doi:[10.1103/PhysRevLett.101.078702](https://doi.org/10.1103/PhysRevLett.101.078702).
- [6] H. Huang, K. M. Wong and Y. Kabashima, *Entropy landscape of solutions in the binary perceptron problem*, Journal of Physics A: Mathematical and Theoretical **46**(37), 375002 (2013), doi:[10.1088/1751-8113/46/37/375002](https://doi.org/10.1088/1751-8113/46/37/375002).
- [7] H. Huang and Y. Kabashima, *Origin of the computational hardness for learning with binary synapses*, Physical Review E **90**(5), 052813 (2014), doi:[10.1103/PhysRevE.90.052813](https://doi.org/10.1103/PhysRevE.90.052813).
- [8] L. Budzynski and G. Semerjian, *The asymptotics of the clustering transition for random constraint satisfaction problems*, Journal of Statistical Physics **181** (2020), doi:[10.1007/s10955-020-02635-8](https://doi.org/10.1007/s10955-020-02635-8).
- [9] W. Perkins and C. Xu, *Frozen 1-rsb structure of the symmetric ising perceptron*, Random Structures & Algorithms **64**(4), 856 (2024), doi:<https://doi.org/10.1002/rsa.21202>.
- [10] E. Abbe, S. Li and A. Sly, *Proof of the contiguity conjecture and lognormal limit for the symmetric perceptron*, In *2021 IEEE 62nd Annual Symposium on Foundations of Computer Science (FOCS)*, pp. 327–338. IEEE, doi:[10.1109/FOCS52979.2021.00041](https://doi.org/10.1109/FOCS52979.2021.00041) (2022).
- [11] L. Zdeborová and M. Mézard, *Constraint satisfaction problems with isolated solutions are hard*, Journal of Statistical Mechanics: Theory and Experiment **2008**(12), P12004 (2008), doi:[10.1088/1742-5468/2008/12/P12004](https://doi.org/10.1088/1742-5468/2008/12/P12004).
- [12] J. H. Kim and J. R. Roche, *Covering cubes by random half cubes, with applications to binary neural networks*, Journal of Computer and System Sciences **56**(2), 223 (1998), doi:<https://doi.org/10.1006/jcss.1997.1560>.
- [13] A. Braunstein and R. Zecchina, *Learning by message passing in networks of discrete synapses*, Physical review letters **96**(3), 030201 (2006), doi:[10.1103/PhysRevLett.96.030201](https://doi.org/10.1103/PhysRevLett.96.030201).
- [14] C. Baldassi, A. Braunstein, N. Brunel and R. Zecchina, *Efficient supervised learning in networks with binary synapses*, Proceedings of the National Academy of Sciences **104**(26), 11079 (2007), doi:[10.1073/pnas.0700324104](https://doi.org/10.1073/pnas.0700324104).
- [15] C. Baldassi and A. Braunstein, *A max-sum algorithm for training discrete neural networks*, Journal of Statistical Mechanics: Theory and Experiment **2015**(8), P08008 (2015), doi:[10.1088/1742-5468/2015/08/P08008](https://doi.org/10.1088/1742-5468/2015/08/P08008).
- [16] V. Erba, F. Krzakala, R. P. Ortiz and L. Zdeborová, *Statistical mechanics of the maximum-average submatrix problem*, Journal of Statistical Mechanics: Theory and Experiment **2024**(1), 013403 (2024), doi:[10.1088/1742-5468/ad1391](https://doi.org/10.1088/1742-5468/ad1391).
- [17] A. G. Cavaliere and F. Ricci-Tersenghi, *Biased thermodynamics can explain the behaviour of smart optimization algorithms that work above the dynamical threshold*, arXiv preprint arXiv:2303.14879 (2023), doi:[10.48550/arXiv.2303.14879](https://doi.org/10.48550/arXiv.2303.14879).
- [18] C. Baldassi, A. Ingrosso, C. Lucibello, L. Saglietti and R. Zecchina, *Subdominant dense clusters allow for simple learning and high computational performance in neural networks with discrete synapses*, Physical review letters **115**(12), 128101 (2015), doi:[10.1103/PhysRevLett.115.128101](https://doi.org/10.1103/PhysRevLett.115.128101).

- [19] C. Baldassi, C. Borgs, J. T. Chayes, A. Ingrosso, C. Lucibello, L. Saglietti and R. Zecchina, *Unreasonable effectiveness of learning neural networks: From accessible states and robust ensembles to basic algorithmic schemes*, Proceedings of the National Academy of Sciences **113**(48), E7655 (2016), doi:[10.1073/pnas.1608103113](https://doi.org/10.1073/pnas.1608103113).
- [20] C. Baldassi, A. Ingrosso, C. Lucibello, L. Saglietti and R. Zecchina, *Local entropy as a measure for sampling solutions in constraint satisfaction problems*, Journal of Statistical Mechanics: Theory and Experiment **2016**(2), 023301 (2016), doi:[10.1088/1742-5468/2016/02/023301](https://doi.org/10.1088/1742-5468/2016/02/023301).
- [21] E. Abbe, S. Li and A. Sly, *Binary perceptron: efficient algorithms can find solutions in a rare well-connected cluster*, In Proceedings of the 54th Annual ACM SIGACT Symposium on Theory of Computing, pp. 860–873, doi:[10.1145/3519935.3519975](https://doi.org/10.1145/3519935.3519975) (2022).
- [22] D. Gamarnik, E. C. Kızıldağ, W. Perkins and C. Xu, *Algorithms and barriers in the symmetric binary perceptron model*, arXiv preprint arXiv:2203.15667 (2022), doi:[10.48550/arXiv.2203.15667](https://doi.org/10.48550/arXiv.2203.15667).
- [23] N. Bansal and J. H. Spencer, *On-line balancing of random inputs*, Random Structures & Algorithms **57**(4), 879 (2020), doi:[10.1002/rsa.20955](https://doi.org/10.1002/rsa.20955).
- [24] C. Baldassi, R. Della Vecchia, C. Lucibello and R. Zecchina, *Clustering of solutions in the symmetric binary perceptron*, Journal of Statistical Mechanics: Theory and Experiment **2020**(7), 073303 (2020), doi:[10.1088/1742-5468/ab99be](https://doi.org/10.1088/1742-5468/ab99be).
- [25] D. Barbier, A. E. Alaoui, F. Krzakala and L. Zdeborová, *On the atypical solutions of the symmetric binary perceptron*, Journal of Physics A: Mathematical and Theoretical **57**(19), 195202 (2024), doi:[10.1088/1751-8121/ad3a4a](https://doi.org/10.1088/1751-8121/ad3a4a).
- [26] L. Zdeborová and F. Krzakala, *Phase transitions in the coloring of random graphs*, Physical Review E **76**(3), 031131 (2007), doi:[10.1103/PhysRevE.76.031131](https://doi.org/10.1103/PhysRevE.76.031131).
- [27] P. C. Martin, E. D. Siggia and H. A. Rose, *Statistical dynamics of classical systems*, Phys. Rev. A **8**, 423 (1973), doi:[10.1103/PhysRevA.8.423](https://doi.org/10.1103/PhysRevA.8.423).
- [28] H. Sompolinsky and A. Zippelius, *Dynamic theory of the spin-glass phase*, Phys. Rev. Lett. **47**, 359 (1981), doi:[10.1103/PhysRevLett.47.359](https://doi.org/10.1103/PhysRevLett.47.359).
- [29] L. F. Cugliandolo and J. Kurchan, *Analytical solution of the off-equilibrium dynamics of a long-range spin-glass model*, Phys. Rev. Lett. **71**, 173 (1993), doi:[10.1103/PhysRevLett.71.173](https://doi.org/10.1103/PhysRevLett.71.173).
- [30] S. Franz and G. Parisi, *Quasi-equilibrium in glassy dynamics: an algebraic view*, Journal of Statistical Mechanics: Theory and Experiment **2013**(02), P02003 (2013), doi:[10.1088/1742-5468/2013/02/P02003](https://doi.org/10.1088/1742-5468/2013/02/P02003).
- [31] S. Franz, G. Parisi, F. Ricci-Tersenghi and P. Urbani, *Quasi equilibrium construction for the long time limit of glassy dynamics*, Journal of Statistical Mechanics: Theory and Experiment **2015**(10), P10010 (2015), doi:[10.1088/1742-5468/2015/10/P10010](https://doi.org/10.1088/1742-5468/2015/10/P10010).
- [32] K. Huang, *Statistical mechanics, 2nd edition*, John Wiley & Sons (1987).
- [33] M. Bellitti, F. Ricci-Tersenghi and A. Scardicchio, *Entropic barriers as a reason for hardness in both classical and quantum algorithms*, Phys. Rev. Res. **3**, 043015 (2021), doi:[10.1103/PhysRevResearch.3.043015](https://doi.org/10.1103/PhysRevResearch.3.043015).

- [34] D. Gamarnik, *The overlap gap property: A topological barrier to optimizing over random structures*, Proceedings of the National Academy of Sciences **118**(41), e2108492118 (2021), doi:[10.1073/pnas.2108492118](https://doi.org/10.1073/pnas.2108492118).
- [35] O. Kallenberg, *Foundations of Modern Probability*, Springer, doi:[10.1007/978-3-030-61871-1](https://doi.org/10.1007/978-3-030-61871-1) (2021).
- [36] M. Potters and J.-P. Bouchaud, *A First Course in Random Matrix Theory: for Physicists, Engineers and Data Scientists*, doi:[10.1017/9781108768900](https://doi.org/10.1017/9781108768900) (2020).
- [37] R. Adler, *An introduction to continuity, extrema, and related topics for general Gaussian processes*, Lecture notes-monograph series. Institute of Mathematical Statistics, ISBN 0-940600-17-X, doi:[10.1214/lnms/1215467924](https://doi.org/10.1214/lnms/1215467924) (1990).