

RECE: Reduced Cross-Entropy Loss for Large-Catalogue Sequential Recommenders

Danil Gusak*

Skolkovo Institute of Science and Technology
HSE University
Moscow, Russian Federation
danil.gusak@skoltech.ru

Gleb Mezentsev*

Skolkovo Institute of Science and Technology
Moscow, Russian Federation
gleb.mezentsev@skoltech.ru

Ivan Oseledets

Artificial Intelligence Research Institute
Skolkovo Institute of Science and Technology
Moscow, Russian Federation
oseledets@airi.net

Evgeny Frolov

Artificial Intelligence Research Institute
Skolkovo Institute of Science and Technology
HSE University
Moscow, Russian Federation
frolov@airi.net

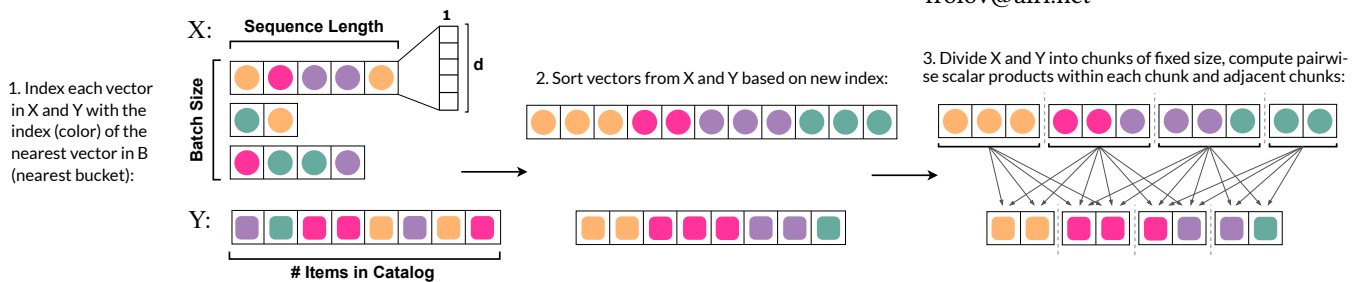


Figure 1: Simplified example illustrating the bucketing, sorting, chunking, and scalar product calculation steps of the proposed RECE approach. Different colors correspond to belonging to different buckets.

Abstract

Scalability is a major challenge in modern recommender systems. In sequential recommendations, full Cross-Entropy (CE) loss achieves state-of-the-art recommendation quality but consumes excessive GPU memory with large item catalogs, limiting its practicality.

Using a GPU-efficient locality-sensitive hashing-like algorithm for approximating large tensor of logits, this paper introduces a novel RECE (**REduced Cross-Entropy**) loss. RECE significantly reduces memory consumption while allowing one to enjoy the state-of-the-art performance of full CE loss. Experimental results on various datasets show that RECE cuts training peak memory usage by up to 12 times compared to existing methods while retaining or exceeding performance metrics of CE loss. The approach also opens up new possibilities for large-scale applications in other domains.

CCS Concepts

• **Information systems** → **Recommender systems.**

*Both authors contributed equally to the paper

Permission to make digital or hard copies of all or part of this work for personal or classroom use is granted without fee provided that copies are not made or distributed for profit or commercial advantage and that copies bear this notice and the full citation on the first page. Copyrights for components of this work owned by others than the author(s) must be honored. Abstracting with credit is permitted. To copy otherwise, or to publish, to post on servers or to redistribute to lists, requires prior specific permission and/or a fee. Request permissions from permissions@acm.org.

CIKM '24, October 21–25, 2024, Boise, ID, USA

© 2024 Copyright held by the owner/author(s). Publication rights licensed to ACM.

ACM ISBN 979-8-4007-0436-9/24/10

<https://doi.org/10.1145/3627673.3679986>

Keywords

sequential recommendation; cross-entropy loss; negative sampling

ACM Reference Format:

Danil Gusak, Gleb Mezentsev, Ivan Oseledets, and Evgeny Frolov. 2024. RECE: Reduced Cross-Entropy Loss for Large-Catalogue Sequential Recommenders. In *Proceedings of 33rd ACM International Conference on Information and Knowledge Management (CIKM '24)*. ACM, New York, NY, USA, 5 pages. <https://doi.org/10.1145/3627673.3679986>

1 Introduction

In collaborative filtering, recent state-of-the-art models increasingly adopt sequential approaches to predict the next item a user might choose based on past activity. By considering the sequence of interactions, such systems make timely and relevant recommendations, like suggesting phone accessories following a phone purchase.

Transformer architectures [37], originally from natural language processing (NLP), have been successfully adapted for *next item prediction task* in recommender systems. Notable models include SAS-Rec [19] and BERT4Rec [34], inspired by GPT [29] and BERT [9] architectures. Initially, SASRec employed Binary Cross-Entropy (BCE) loss for training, but subsequent research showed that full Cross-Entropy (CE) loss (3) enables SOTA performance [21, 27], highlighting CE effectiveness. CE loss, however, is memory-intensive due to the need to compute and store a large tensor of logits, making CE less scalable for larger item catalogs (Fig. 2). The challenge is to develop a reduced replacement for CE loss that maintains accuracy while operating within memory constraints similar to those of BCE.

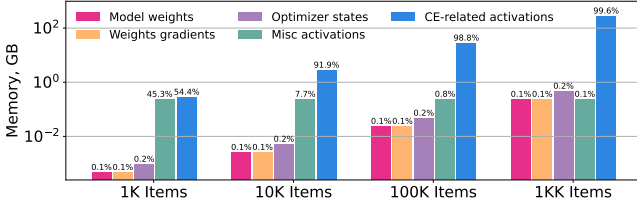


Figure 2: Impact of different components on peak GPU memory usage during SASRec training with Cross-Entropy loss. Measurements were conducted using PyTorch profiling tools.

We propose a novel RECE (REDUCED Cross-Entropy) loss, which uses a selective computation strategy to prioritize the most informative elements from input sequences and item catalog - those most likely to cause misclassifications. By approximating the softmax distribution over these elements, pre-identified using a GPU-friendly approximate search for maximum inner products, RECE eliminates the need to compute and store the full logit tensor while mitigating inefficiencies of less selective negative sampling. We evaluate RECE integrated into SASRec on four datasets. This approach can also benefit other domains like NLP and search systems.

To summarize, the main contributions of this paper are:

- (1) We propose RECE – a memory-efficient approximation of CE loss, potentially applicable beyond sequential recommenders;
- (2) We use RECE to train SASRec, conduct an extensive evaluation, and show that RECE significantly reduces the peak training memory without compromising the model performance.

2 Related Work

Since the introduction of the Transformer architecture [37], Transformer-based models have outperformed other approaches in sequential recommendations [11, 34, 41]. SASRec [19] shows state-of-the-art performance with CE loss [21]. However, large item catalogs in real-world applications require negative sampling methods or CE approximations to train such models.

Uniform random sampling of negatives is a straightforward method [19, 35]. It can be improved by increasing the number of negative samples, modifying BCE (1) or CE (2) [21] loss functions:

$$\mathcal{L}_{BCE^+} = -\log(\sigma(\text{logit}_{i,+})) - \sum_{j \in I_n^-} \log(1 - \sigma(\text{logit}_{i,j})), \quad (1)$$

$$\mathcal{L}_{CE^-} = -\log \frac{\exp(\text{logit}_{i,+})}{\exp(\text{logit}_{i,+}) + \sum_{j \in I_n^-} \exp(\text{logit}_{i,j})}, \quad (2)$$

where I_n^- is a set of n sampled negatives.

However, this method often lacks *hard negatives* (negatives that the model misclassifies as positives), leading to overconfidence [27]. Calibrating predicted scores can mitigate this [27], resulting in SOTA performance, but leaves samples uninformative, suggesting possible improvement. Popularity-based sampling [6, 22] is another approach, often better than uniform sampling but still outperformed by methods targeting hard negatives directly [6, 31]. In-batch negative sampling [16, 17] uses true class labels from other items in the batch, leveraging item popularity. More informative sampling methods approximate softmax distributions using matrix factorizations [31], adaptive n-grams [3], and kernel methods [4, 30]. Two-step procedures select items with larger logits for loss computation [2, 6, 40]. Methods targeting hard negatives include

accumulating hard negatives for each user [10, 39], but this introduces memory overhead. Instead, hard negatives can be selected at each step using (approximate) maximum inner product search (MIPS) or nearest neighbor search (NNS) [14, 22, 33, 38, 42]. However, the implementations of these methods are not designed for GPU usage and are not easily adaptable due to their reliance on GPU-inefficient operations (like maintaining a hash table).

In summary, existing methods fail to target hard negatives effectively or are inefficient for GPU computations, resulting in suboptimal model performance. Our approach addresses this by ensuring an efficient search for hard negatives and batch processing compatibility, which improves GPU utilization.

3 Reduced Cross-Entropy

In this section, we propose a novel scalable approach for CE loss approximation that reduces memory requirements while maintaining performance, and discuss its wide applicability across domains.

Inspired by the studies [20] for efficient attention approximation, our method utilizes locality-sensitive hashing for angular distance [1] for the calculation of CE loss over the part of catalog that most affects gradient updates, finding this part in a GPU-friendly manner.

If we are predicting the next item z_{i+1} (catalog index) for item z_i , with x_i as the transformer’s output for z_i , y_j as the embedding of item j (both of dimension size d) and the model output score $\text{logit}_{i,j} = x_i^T y_j$, then for catalog size C , the CE loss for item z_i :

$$\mathcal{L}_{CE} = -\log(\text{softmax}(\text{logit}_i)_{z_{i+1}}) = -\log \frac{\exp(\text{logit}_{i,z_{i+1}})}{\sum_{c=1}^C \exp(\text{logit}_{i,c})} \quad (3)$$

$$\frac{\partial \mathcal{L}_{CE}}{\partial \text{logit}_{i,k}} = \text{softmax}(\text{logit}_i)_k - \mathbb{1}[k = z_{i+1}] \in (-1, 1) \quad (4)$$

The gradient of the CE loss with respect to logits ranges from -1 to 1 (Eq. 4). It is close to 1 for high predicted probabilities of incorrect classes and close to -1 for low predicted probabilities of correct classes. We aim to compute only logits with the largest absolute gradient values to preserve the most information, identifying these cases in advance. While the correct class logit is known, finding large logits for negative classes is a harder task. We simplify this by searching for all large logits, essentially solving a MIPS problem.

To address this task, we propose the RECE approach, presented in Algorithm 1 with Lines 3-12 depicted in Fig. 1. It starts by generating a set B of n_b random vectors (Line 2), then indexing of the transformer outputs X (dimensions for batch size s and sequence length l are collapsed) and catalog item embeddings Y with the index of the nearest vector from B (Lines 3-4). We want to divide items from X and Y into groups based on these indices and to calculate logits only within groups. The idea is that two vectors sharing the nearest vector (in terms of dot product) are likely close to each other. The sizes of these groups could be different, and to perform later computations efficiently, we sort elements based on new indices and divide them into n_c equal-sized chunks (Lines 5-11). The number of chunks n_c can be selected larger than n_b , so that relevant items fall into the same chunk with a higher probability. For the same reason, for logit calculation, we also select items from the neighboring chunks (Line 12). Finally, we calculate logits for negative classes within chunks, compute positive logits (\hat{Z} – correct predictions matrix), determine the value of the loss function for each chunk, and average these

values across chunks (Lines 12-16). For better performance, the described procedure (Lines 2-12) can be repeated in parallel over several rounds r . In this case, the value of loss function is calculated over an enriched set of negative examples. Duplicate item pairs are accounted for by subtracting from the calculated logit value the natural logarithm of the number of times the logit between these items was calculated over all rounds. For the experiments, we chose the optimal, in terms of peak memory, number of random vectors ($n_b^* = \sqrt{4\alpha_{bc}(1+2n_{ec}) \cdot \min(C, s \cdot l)}$, where $\alpha_{bc} = n_b/n_c$, n_{ec} is the number of neighboring chunks we look into). The memory complexity of our algorithm is then $2r\sqrt{\alpha_{bc}(1+2n_{ec}) \cdot \min(C, s \cdot l)} \cdot \max(C, s \cdot l)$. This is $\sqrt{\min(C, s \cdot l)/(2r\sqrt{\alpha_{bc}(1+2n_{ec})})}$ times smaller than the memory size required for the full Cross-Entropy loss. The extended derivation is available in our GitHub repository².

Algorithm 1 Reduced Cross-Entropy Loss

```

1: Input:  $\hat{Z} \in \mathbb{N}^{s \cdot l}$ ,  $X \in \mathbb{R}^{s \cdot l \times d}$ ,  $Y \in \mathbb{R}^{C \times d}$ ,  $n_b, n_c$ 
2:  $B = \text{randn}_{\mathcal{N}(0,1)}(n_b, d) = \{b_k\}_{k=1}^{n_b}$ 
3:  $I = \text{argmax}_b BX^\top$  ▷ index of nearest  $b_k$ 
4:  $J = \text{argmax}_b BY^\top$ 
5:  $X = X[\text{argsort } I]$  ▷ sorting based on new index
6:  $Y = Y[\text{argsort } J]$ 
7: for  $c$  in  $\text{range}(n_c)$ : ▷ divide into  $n_c$  chunks
8:    $I_c = \{i : c|X|/n_c \leq i < (c+1)|X|/n_c\}$ 
9:    $J_c = \{j : c|Y|/n_c \leq j < (c+1)|Y|/n_c\}$ 
10:   $X_c = X[I_c]$ 
11:   $Y_{c*} = Y[J_{c-1} \cup J_c \cup J_{c+1}]$  ▷ current and adjacent chunks
12:   $\text{logits}_{c-}^* = X_c Y_{c*}^\top \in \mathbb{R}^{|X|/n_c \times 3|Y|/n_c}$  ▷ logits for wrong classes
13:  for  $i$  in  $\text{range}(|X|/n_c)$ :
14:     $\text{logit}_{c,i}^+ = \sum_{k=1}^d X[I_{c,i}]_k \cdot Y[\hat{Z}[I_{c,i}]]_k$  ▷ logit for correct class
15:     $\text{loss}_{c,i} = -\log \frac{\exp(\text{logit}_{c,i}^+)}{\exp(\text{logit}_{c,i}^+) + \sum_{j=1}^{3|Y|/n_c} \exp(\text{logits}_{c,i,j}^-)}$ 
16:   $\mathcal{L}_{\text{RECE}} = \frac{1}{|X|} \sum_{c,i} \text{loss}_{c,i}$  ▷ accumulation of loss values

```

In this work, we utilize SASRec [19] as our base model due to its widespread use in the literature [27, 36] and its state-of-the-art performance in sequential recommendations with full Cross-Entropy loss [21]. Although our primary focus on the RECE method is on recommender systems, where managing large catalogs is a common challenge, the applicability of this approach extends to various domains such as NLP, search systems, computer vision tasks, bioinformatics, and other areas, where tasks with extensive vocabularies or large number of classes are a common bottleneck.

4 Experimental Settings

Datasets. We conduct our main experiments on four diverse real-world datasets: BeerAdvocate [23], Behance [15], Amazon Kindle Store [26], and Gowalla [7]. In line with previous research [19, 34, 35], we interpret the presence of a review or rating as implicit feedback. Additionally, following common practice [19, 32, 43] and to ensure the number of items in datasets allows for computing full Cross-Entropy loss within GPU memory constraints, we exclude unpopular items with fewer than 5 interactions and remove users who have fewer than 20 interactions. The final dataset statistics are summarized in Table 1. The number of items ranges from 22, 307 in BeerAdvocate to 173, 511 in Gowalla, allowing us to evaluate methods under various memory consumption conditions.

Table 1: Statistics of the datasets after preprocessing.

Dataset	Domain	Users	Items	Interactions	Density
BeerAdvocate [23]	Food	7,606	22,307	1,409,494	0.83%
Behance [15]	Art	8,097	32,434	546,284	0.21%
Kindle Store [26]	E-com	23,684	96,830	1,256,065	0.05%
Gowalla [7]	Soc. Net.	27,516	173,511	2,627,663	0.06%

Evaluation. In offline testing, data splitting using the leave-one-out approach, often by selecting each user’s last interaction, is common in previous studies [21, 27]. However, this method can lead to data leakage affecting evaluation accuracy [18, 25]. To mitigate this, we set a global timestamp at the 0.95 quantile of all interactions [13]. Interactions before this timestamp are used for training, while interactions after – for testing, keeping test users separate from the training data (Fig. 3). For test users, we use their last interaction to evaluate model performance. This temporal split prevents “recommendations from future” bias [25], ensuring the model remains unaware of future interactions. In addition, we use the second-to-last interaction of each test user for validation to tune the model and to control its convergence via early stopping.

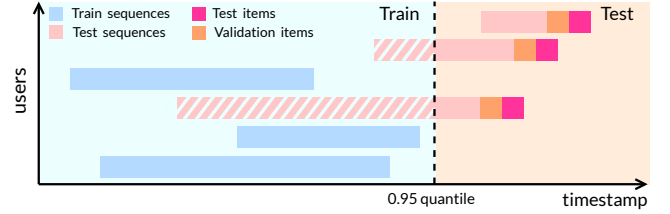


Figure 3: Temporal data splitting strategy.

Following best practices [5, 8], we use unsampled top-K ranking metrics: Normalized Discounted Cumulative Gain (NDCG@K) and Hit Rate (HR@K), with $K = 1, 5, 10$. Our goal is to balance time consumption, memory efficiency, and ranking performance, so we also measure training time and peak GPU memory during training.

Model and Baselines. In our experiments, we use SASRec as the base model and enhance it with the proposed RECE loss. We focus on comparing **SASRec-RECE** with the model incorporating Binary Cross-Entropy loss with multiple negative samples (**SASRec-BCE⁺**), detailed in Eq. (1), and with SASRec employing full Cross-Entropy loss (**SASRec-CE**). Furthermore, we explore recent SOTA sampling-based variations of the loss function for SASRec proposed by Klenitskiy et al. [21] and Petrov et al. [27], denoted **SASRec-CE⁻** and **gSASRec** (gBCE loss) respectively. All models are based on the adapted PyTorch implementation¹ of the original SASRec architecture, and augmented with loss functions and sampling strategies from the respective papers. All code is available in our repository².

5 Results

Our experiments indicate that when n_c is equal to n_b ($\alpha_{bc} = 1$), optimal performance is achieved for a given memory limit, provided that n_{ec} is sufficiently large. The number of extra neighboring chunks n_{ec} and the number of rounds r should be increased for larger batch sizes. To demonstrate the effectiveness of our approach,

¹<https://github.com/pmixer/SASRec.pytorch>

²<https://github.com/dalibra/RECE>

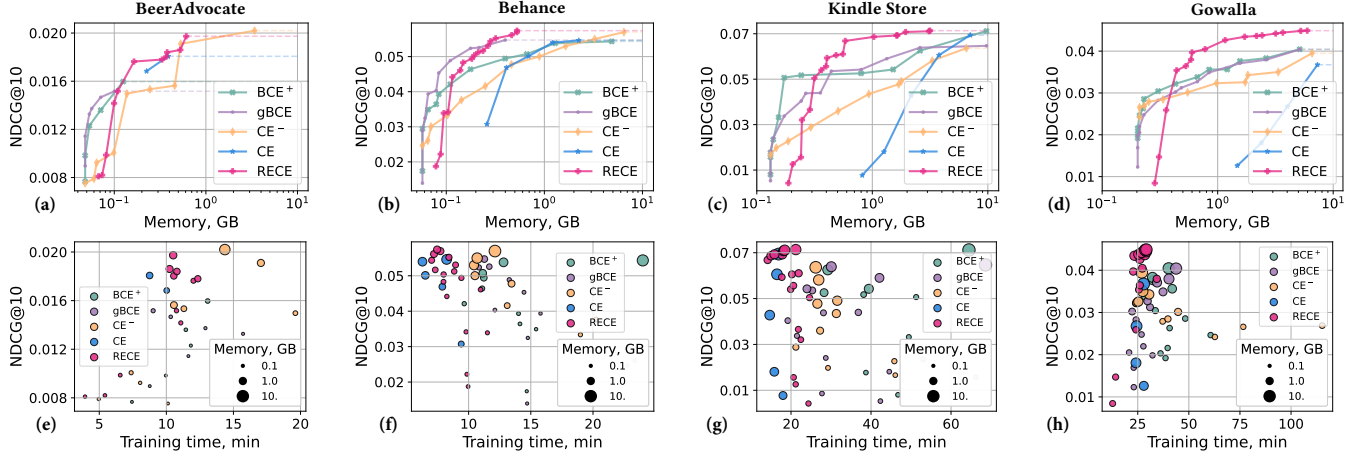


Figure 4: (a)-(d) Pareto front curves illustrating NDCG@10 for different memory budgets. (e)-(h) Same points plotted on NDCG@10 vs. Training time axes, with point sizes representing memory values from corresponding (a)-(d) plots.

we conducted a series of experiments in the quality-memory trade-off paradigm on a set of datasets (Section 4), comparing the SASRec-RECE model with baselines described in Section 4. In order to obtain quality metrics (NDCG@10) for different memory values, we evaluated these models for different values of hyperparameters affecting peak memory: batch size, number of negative samples for BCE⁺, gBCE, and CE⁻, n_{ec} and r for RECE. The grids for all parameters are available in our GitHub². Figure 4 shows optimal points for given memory budgets, dashed line means there was no configuration that showed higher quality at increased budget.

On BeerAdvocate, the dataset with a small catalog, SASRec-RECE achieves performance close to the best competitors (Fig. 4a), both in terms of quality and peak memory. However, our method is more effective on datasets with larger catalogs, where the memory consumption problem becomes more pronounced. On Behance and Kindle Store datasets (Fig. 4b-c), RECE provides nearly the same quality with 12 (0.526GB vs. 6.48GB) and 3 (3.15GB vs. 9.73GB) times less memory consumed, respectively, while on the Gowalla (dataset with the largest catalog) (Fig. 4d), RECE can either outperform the second best method by 8.19% (0.0449 vs. 0.0415 NDCG@10) or yield almost the same quality with 6.6 times less memory (0.78GB vs. 5.13GB). We can also see that SASRec-RECE does not produce any significant computational overhead, and its training time is at the lower end of the spectrum within the competitors (Fig. 4e-h). Table 2 shows the extended set of metrics for the largest datasets.

Finally, following [27], we evaluate SASRec-RECE on the Amazon Beauty dataset [24] against recent models, which report best results, including CBiT [11], DuoRec [28], CL4SRec [41], and FEARec [12]. To comply with the evaluation protocols of these works, we replace the temporal data splitting strategy, described in Section 4, with the leave-one-out evaluation approach and the corresponding data preprocessing. Table 3 shows that SASRec-RECE achieves performance comparable to the recently proposed models.

6 Conclusion

In this work, we introduced RECE, a novel loss function that approximates full Cross-Entropy using hard-negative mining with

Table 2: Performance under memory constraints. Bold indicates the best performance, and underlined is the second-best. NDCG@1 and HR@1 are equivalent by definition.

Dataset	Model	NDCG@1	NDCG@5	NDCG@10	HR@5	HR@10
Kindle Store	BCE ⁺	<u>0.0473</u>	0.0674	0.0725	0.0856	0.1010
	gBCE	<u>0.0473</u>	0.0626	0.0681	0.0766	0.0933
	CE ⁻	0.0397	0.0582	0.0644	0.0744	0.0938
	CE	0.0467	0.0658	0.0711	0.0822	0.0972
	RECE	0.0486	<u>0.0665</u>	<u>0.0714</u>	<u>0.0822</u>	<u>0.0985</u>
Gowalla	BCE ⁺	<u>0.0175</u>	<u>0.0341</u>	<u>0.0415</u>	<u>0.0507</u>	<u>0.0739</u>
	gBCE	0.0165	0.0337	0.0410	0.0506	0.0733
	CE ⁻	0.0162	0.0321	0.0402	0.0475	0.0729
	CE	0.0164	0.0324	0.0388	0.0471	0.0674
	RECE	0.0192	0.0372	0.0449	0.0546	0.0787

Table 3: Comparison of SASRec-RECE with recent results on Beauty using leave-one-out splitting strategy. Setup follows [27]. Best values are in bold, second best are underlined.

Metric	FEARec	CBiT	DuoRec	CL4SRec	SASRec-RECE
NDCG@10	0.0459	0.0537	0.0443	0.0299	<u>0.0525</u>
HR@10	0.0884	0.0905	0.0845	0.0681	<u>0.0897</u>

GPU-efficient operations. This allows the benefits of CE loss, known for state-of-the-art performance, to be applied to large catalogs that would otherwise be infeasible due to high memory requirements. We demonstrated that RECE almost matches the performance and memory requirements of recent negative sampling methods on datasets with small catalogs and consumes up to 12 times less memory on large-catalog datasets. Alternatively, it can improve quality (NDCG@10) by up to 8.19% compared to other approaches if provided with an extended memory budget. The idea behind RECE can potentially be applied not only to other loss functions and models in sequential recommender systems but also to other domains.

Acknowledgments

The work is supported in part through the Basic Research Program at the National Research University Higher School of Economics (HSE University).

References

- [1] Alexandr Andoni, Piotr Indyk, Thijs Laarhoven, Ilya Razenshteyn, and Ludwig Schmidt. 2015. Practical and optimal LSH for angular distance. *Advances in neural information processing systems* 28 (2015).
- [2] Yu Bai, Sally Goldman, and Li Zhang. 2017. Tapas: Two-pass approximate adaptive sampling for softmax. *arXiv preprint arXiv:1707.03073* (2017).
- [3] Yoshua Bengio and Jean-Sébastien Senécal. 2008. Adaptive importance sampling to accelerate training of a neural probabilistic language model. *IEEE Transactions on Neural Networks* 19, 4 (2008), 713–722.
- [4] Guy Blanc and Steffen Rendle. 2018. Adaptive sampled softmax with kernel based sampling. In *International conference on machine learning*. PMLR, 590–599.
- [5] Rocio Cañameres and Pablo Castells. 2020. On Target Item Sampling in Offline Recommender System Evaluation. 259–268. <https://doi.org/10.1145/3383313.3412259>
- [6] Yongjun Chen, Jia Li, Zhiwei Liu, Nitish Shirish Keskar, Huan Wang, Julian McAuley, and Caiming Xiong. 2022. Generating Negative Samples for Sequential Recommendation. *arXiv preprint arXiv:2208.03645* (2022).
- [7] Eunjoon Cho, Seth A. Myers, and Jure Leskovec. 2011. Friendship and mobility: user movement in location-based social networks. In *Knowledge Discovery and Data Mining*.
- [8] Alexander Dallmann, Daniel Zoller, and Andreas Hotho. 2021. A Case Study on Sampling Strategies for Evaluating Neural Sequential Item Recommendation Models. In *Fifteenth ACM Conference on Recommender Systems (RecSys '21)*. ACM. <https://doi.org/10.1145/3460231.3475943>
- [9] Jacob Devlin, Ming-Wei Chang, Kenton Lee, and Kristina Toutanova. 2018. Bert: Pre-training of deep bidirectional transformers for language understanding. *arXiv preprint arXiv:1810.04805* (2018).
- [10] Jingtao Ding, Yuhuan Quan, Quanming Yao, Yong Li, and Depeng Jin. 2020. Simplify and robustify negative sampling for implicit collaborative filtering. *Advances in Neural Information Processing Systems* 33 (2020), 1094–1105.
- [11] Hanwen Du, Hui Shi, Pengpeng Zhao, Deqing Wang, Victor S. Sheng, Yanchi Liu, Guanfeng Liu, and Lei Zhao. 2022. Contrastive Learning with Bidirectional Transformers for Sequential Recommendation. *arXiv:2208.03895* [cs.IR]
- [12] Xinyu Du, Huanhuan Yuan, Pengpeng Zhao, Fuzhen Zhuang, Guanfeng Liu, and Yanchi Liu. 2023. Frequency Enhanced Hybrid Attention Network for Sequential Recommendation.
- [13] Evgeny Frolov and Ivan Oseledets. 2022. Tensor-based Sequential Learning via Hankel Matrix Representation for Next Item Recommendations. *arXiv:2212.05720* [cs.LG]
- [14] Ruiqi Guo, Sanjiv Kumar, Krzysztof Choromanski, and David Simcha. 2016. Quantization based fast inner product search. In *Artificial intelligence and statistics*. PMLR, 482–490.
- [15] Ruining He, Chen Fang, Zhaowen Wang, and Julian McAuley. 2016. Vista: A Visually, Socially, and Temporally-aware Model for Artistic Recommendation. In *Proceedings of the 10th ACM Conference on Recommender Systems (RecSys '16)*. ACM. <https://doi.org/10.1145/2959100.2959152>
- [16] Balázs Hidasi and Alexandros Karatzoglou. 2018. Recurrent neural networks with top-k gains for session-based recommendations. In *Proceedings of the 27th ACM international conference on information and knowledge management*. 843–852.
- [17] Balázs Hidasi, Alexandros Karatzoglou, Linas Baltrunas, and Domonkos Tikk. 2015. Session-based recommendations with recurrent neural networks. *arXiv preprint arXiv:1511.06939* (2015).
- [18] Yitong Ji, Aixin Sun, Jie Zhang, and Chenliang Li. 2023. A Critical Study on Data Leakage in Recommender System Offline Evaluation. *ACM Transactions on Information Systems* 41, 3 (Feb. 2023), 1–27. <https://doi.org/10.1145/3569930>
- [19] Wang-Cheng Kang and Julian McAuley. 2018. Self-attentive sequential recommendation. In *2018 IEEE international conference on data mining (ICDM)*. IEEE, 197–206.
- [20] Nikita Kitaev, Lukasz Kaiser, and Anselm Levskaya. 2020. Reformer: The efficient transformer. *arXiv preprint arXiv:2001.04451* (2020).
- [21] Anton Klenitskiy and Alexey Vasilev. 2023. Turning Dross Into Gold Loss: is BERT4Rec really better than SASRec?. In *Proceedings of the 17th ACM Conference on Recommender Systems (RecSys '23)*. ACM. <https://doi.org/10.1145/3604915.3610644>
- [22] Defu Lian, Qi Liu, and Enhong Chen. 2020. Personalized ranking with importance sampling. In *Proceedings of The Web Conference 2020*. 1093–1103.
- [23] Julian McAuley, Jure Leskovec, and Dan Jurafsky. 2012. Learning attitudes and attributes from multi-aspect reviews. In *2012 IEEE 12th International Conference on Data Mining*. IEEE, 1020–1025.
- [24] Julian McAuley, Christopher Targett, Qinfeng Shi, and Anton van den Hengel. 2015. Image-based Recommendations on Styles and Substitutes. *arXiv:1506.04757* [cs.CV]
- [25] Zaiqiao Meng, Richard McCreadie, Craig Macdonald, and Iadh Ounis. 2020. Exploring Data Splitting Strategies for the Evaluation of Recommendation Models. *arXiv:2007.13237* [cs.IR]
- [26] Jianmo Ni, Jiacheng Li, and Julian McAuley. 2019. Justifying Recommendations using Distantly-Labeled Reviews and Fine-Grained Aspects. 188–197. <https://doi.org/10.18653/v1/D19-1018>
- [27] Aleksandr Vladimirovich Petrov and Craig Macdonald. 2023. gSASRec: Reducing Overconfidence in Sequential Recommendation Trained with Negative Sampling. In *Proceedings of the 17th ACM Conference on Recommender Systems (RecSys '23)*. ACM. <https://doi.org/10.1145/3604915.3608783>
- [28] Ruihong Qiu, Zi Huang, Hongzhi Yin, and Zijian Wang. 2022. Contrastive Learning for Representation Degeneration Problem in Sequential Recommendation. 813–823. <https://doi.org/10.1145/3488560.3498433>
- [29] Alec Radford, Karthik Narasimhan, Tim Salimans, Ilya Sutskever, et al. 2018. Improving language understanding by generative pre-training. (2018).
- [30] Ankit Singh Rawat, Jiecao Chen, Felix Xinman X Yu, Ananda Theertha Suresh, and Sanjiv Kumar. 2019. Sampled softmax with random fourier features. *Advances in Neural Information Processing Systems* 32 (2019).
- [31] Steffen Rendle and Christoph Freudenthaler. 2014. Improving pairwise learning for item recommendation from implicit feedback. In *Proceedings of the 7th ACM international conference on Web search and data mining*. 273–282.
- [32] Steffen Rendle, Christoph Freudenthaler, and Lars Schmidt-Thieme. 2010. Factorizing personalized markov chains for next-basket recommendation. In *Proceedings of the 19th international conference on World wide web*. 811–820.
- [33] Ryan Spring and Anshumali Shrivastava. 2017. A new unbiased and efficient class of lsh-based samplers and estimators for partition function computation in log-linear models. *arXiv preprint arXiv:1703.05160* (2017).
- [34] Fei Sun, Jun Liu, Jian Wu, Changhua Pei, Xiao Lin, Wenwu Ou, and Peng Jiang. 2019. BERT4Rec: Sequential recommendation with bidirectional encoder representations from transformer. In *Proceedings of the 28th ACM international conference on information and knowledge management*. 1441–1450.
- [35] Jiayi Tang and Ke Wang. 2018. Personalized top-n sequential recommendation via convolutional sequence embedding. In *Proceedings of the eleventh ACM international conference on web search and data mining*. 565–573.
- [36] Changxin Tian, Zihan Lin, Shuqing Bian, Jinpeng Wang, and Wayne Zhao. 2022. Temporal Contrastive Pre-Training for Sequential Recommendation. 1925–1934. <https://doi.org/10.1145/3511808.3557468>
- [37] Ashish Vaswani, Noam Shazeer, Niki Parmar, Jakob Uszkoreit, Llion Jones, Aidan N Gomez, Lukasz Kaiser, and Illia Polosukhin. 2017. Attention is all you need. *Advances in neural information processing systems* 30 (2017).
- [38] Sudheendra Vijayanarasimhan, Jonathon Shlens, Rajat Monga, and Jay Yagnik. 2014. Deep networks with large output spaces. *arXiv preprint arXiv:1412.7479* (2014).
- [39] Jinpeng Wang, Jieming Zhu, and Xiuqiang He. 2021. Cross-batch negative sampling for training two-tower recommenders. In *Proceedings of the 44th international ACM SIGIR conference on research and development in information retrieval*. 1632–1636.
- [40] Timo Wilm, Philipp Normann, Sophie Baumeister, and Paul-Vincent Kobow. 2023. Scaling Session-Based Transformer Recommendations using Optimized Negative Sampling and Loss Functions. In *Proceedings of the 17th ACM Conference on Recommender Systems*. 1023–1026.
- [41] Xu Xie, Fei Sun, Zhaoyang Liu, Shiwen Wu, Jinyang Gao, Jiandong Zhang, Bolin Ding, and Bin Cui. 2022. Contrastive Learning for Sequential Recommendation. *2022 IEEE 38th International Conference on Data Engineering (ICDE)* (2022), 1259–1273. <https://api.semanticscholar.org/CorpusID:251299631>
- [42] Ian En-Hsu Yen, Satyen Kale, Felix Yu, Daniel Holtmann-Rice, Sanjiv Kumar, and Pradeep Ravikumar. 2018. Loss decomposition for fast learning in large output spaces. In *International Conference on Machine Learning*. PMLR, 5640–5649.
- [43] Tingting Zhang, Pengpeng Zhao, Yanchi Liu, Victor S. Sheng, Jiajie Xu, Deqing Wang, Guanfeng Liu, and Xiaofang Zhou. 2019. Feature-level Deeper Self-Attention Network for Sequential Recommendation. In *International Joint Conference on Artificial Intelligence*.