

# Real Space Renormalization Group for One-Dimensional Ising Chains

Shraddha Singh<sup>1</sup> and Vijay Singh<sup>2\*\*</sup>

Integrated BS-MS Student, 2014-19, Department of Physics, UM-DAE, Centre for Excellence in Basic Sciences, Mumbai University, Kalina, Santa-Cruz East, Mumbai 400 098, India.

<sup>2</sup>Raja Ramanna Fellow, Department of Physics, UM-DAE, Centre for Excellence in Basic Sciences, Mumbai University, Kalina, Santa-ruz East, Mumbai 400 098, India.

**Abstract.** We apply the real space Renormalisation Group (RNG) technique to a variety of one-dimensional Ising chains. We begin by recapitulating the work of Nauenberg for an ordered Ising chain, namely the decimation approach. We extend this work to certain non-trivial situation namely, the Alternate Ising Chain and Fibonacci Ising chain. Our approach is pedagogical and accessible to undergraduate students who have had a first course in statistical mechanics.

## 1. INTRODUCTION

There is a deep and useful connection between Statistical Mechanics and Quantum Field Theory. Kenneth Wilson appreciated this connection and applied the renormalization ideas to statistical mechanics[1]. Application of these techniques to both classical and quantum many body problems have seen success. However, RNG calculations are often very complex and the approximations made are sometimes obscure. Often, one has to resort to extensive numerical calculations.

The present work is written in the spirit of conveying some essential ideas of RNG to a beginner and applying this approach to more complicated Ising chains. We present some pedagogical examples of a form of real space RNG termed Decimation. This technique was introduced by Michael Nauenberg in the context of the one-dimensional Ising model. Unfortunately, this attractive piece of work [2] is marked by several typographical errors. We present Nauenberg's work in a simplified (and hopefully error-free) fashion. We extend it to related Hamiltonians such as the Alternate Ising model and Fibonacci chain Ising model.

The RNG strategy can be symbolically stated as follows. It transforms the Hamiltonian, e.g.  $H' = \mathbb{R}(H)$ . Next, one iterates it,  $H'' = \mathbb{R}(H')$  until one obtains a fixed point Hamiltonian,  $H^* = \mathbb{R}(H^*)$ . The flow towards the fixed point Hamiltonian and the Hamiltonian  $H^*$  itself yields insight into the physical properties of the system. Wilson suggested such a procedure and was able to elicit the critical properties of the 2D and the 3D Ising model and a famous quantum system namely, the Kondo problem[3].

---

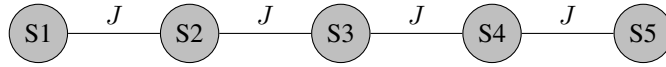
\*\*physics.sutra@gmail.com

In Sec. 2, we recapitulate the work of Nauenberg and describe how decimation is carried out for the one-dimensional Ising model. In Sec. 3, we extend this approach to alternate Ising model where the coupling is alternate like in a binary alloy. In Sec. 4, we discuss the Fibonacci Ising chain. Sec. 5 constitutes the conclusion.

## 2. ONE DIMENSIONAL ISING MODEL

We start with the familiar one-dimensional Ising model for  $N$  spins,  $S_i = \pm 1$ ,  $i = 1, 2, \dots, N$ , with nearest neighbour coupling constant  $J$ , see Fig.(1).

The Hamiltonian  $H_N$  for this model is written as,



**Figure 1.:** One Dimensional Ising Spin model

$$H_N = -\frac{J}{kT} \sum_{i=1}^N S_i S_{i+1}, \quad (1)$$

where  $S_{N+1} = S_1$ ,  $J$  is the nearest neighbour exchange coupling,  $T$  is the temperature, and  $k$  is the Boltzmann constant. We divide the coupling constant by  $kT$  for the sake of convenience in further derivations. One can consider the dimensionless Hamiltonian  $H_N$ , without loss of generality,

$$H_N(K) = -K \sum_{i=1}^N S_i S_{i+1} \quad \left(\frac{J}{kT} = K\right) \quad (2)$$

Note that  $K > 0$  implies ferromagnetism.

### 2.1 Decimation

Let  $\mathbb{P}$  be the transfer matrix such that  $\mathbb{P}(i, i+1) = \exp(K S_i S_{i+1})$ . Thus, the canonical partition function  $Z_N$  is given by,

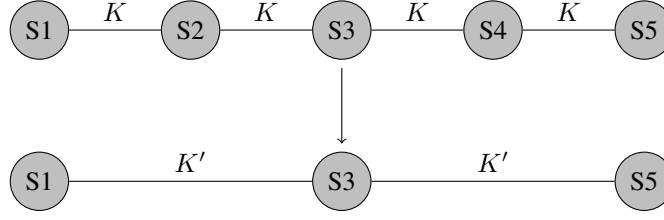
$$Z_N = \sum_{s_1, s_2, s_3, \dots} \exp(-H_N(K)) = \sum \mathbb{P}(S_1 S_2) \mathbb{P}(S_2 S_3) \mathbb{P}(S_3 S_4) \dots \quad (3)$$

$$\mathbb{P} = \begin{bmatrix} e^K & e^{-K} \\ e^{-K} & e^K \end{bmatrix} \quad (4)$$

As the elements of the matrix depend on the product  $S_i S_{i+1}$  which is same for all  $i$ , we can write

$$Z_N = \sum_{s_1, s_2, s_3, \dots} (\mathbb{P}(\mathbb{K})^N) = Tr(\mathbb{P}(\mathbb{K})^N) \quad (5)$$

Now, instead of computing the usual partition sum as shown above, we consider only the partial sum of  $\exp[-H_N(K)]$  over all possible values of even spins,  $S_i = \pm 1$ ,  $i = 2, 4, \dots$  and for even  $N$  we


**Figure 2.:** Decimation

obtain a scaled partition function  $\exp[-H_N(K')]$ , (see Fig. (2)).

The Hamiltonian becomes,

$$\sum_{[s_2 s_4 \dots s_N]} \exp[-H_N(K)] = \mathbb{P}_{S_1 S_3}^2 \mathbb{P}_{S_3 S_5}^2 \dots \mathbb{P}_{S_{N-1} S_1}^2 \quad (6)$$

The idea behind this partial summation is to find a renormalization transformation  $K \rightarrow K'$  such that,

$$\mathbb{P}^2(K) = \exp[2g(K)]\mathbb{P}(K') \quad (7)$$

$$\sum \exp(-H_N(K)) = \text{Tr} \mathbb{P}(\mathbb{K})^N = \text{Tr}[\mathbb{P}(\mathbb{K})^2]^{\frac{N}{2}}, \quad (8)$$

where  $g(\mathbb{K})$  is a scalar function of  $\mathbb{K}$ . Then  $K'$  can be interpreted as an effective Ising coupling constant for the remaining odd spins  $S_i$ ,  $i = 1, 3, 5, \dots, N-1$  and Eq. (8) may (formally) be written as.

$$\exp(-H_N(K)) = \mathbb{P}(\mathbb{K})^N \quad (9)$$

$$= [\exp(2g(K))\mathbb{P}(K')]^{N/2} \quad (10)$$

$$= \exp(Ng(K))[\mathbb{P}(K')]^{N/2} \quad (11)$$

$$= \exp(Ng(K))\exp(-H_{\frac{N}{2}}(K')) \quad (12)$$

Thus, the resulting equation becomes,

$$\sum_{[s_1 s_2 \dots s_N]} \exp[-H_N(K)] = \sum_{[s_1 s_3 \dots s_N]} \exp[-H_{N/2}(K') + Ng(K)] \quad (13)$$

To make the procedure clear we discuss the case of 3 spins,

$$e^{K' S_1 S_3} * e^{2g(K)} = \sum_{S_2=\pm 1}^{-1} e^{K S_1 S_2} * e^{K S_2 S_3} \quad (14)$$

$$= e^{K(S_1+S_3)} + e^{-K(S_1+S_3)} \quad (15)$$

If  $S_1 = S_3 = +1$

$$e^{K'} * e^{2g(K)} = e^{2K} + e^{-2K} \quad (16)$$

If  $S_1 = -S_3 = +1$

$$e^{-K'} * e^{2g(K)} = 2 \quad (17)$$

Using Eq.(17) we obtain  $g(K)$

$$g(K) = \frac{1}{2}K' + \frac{1}{2}\ln 2 \quad (18)$$

Next using Eq. (16) we obtain  $K'$

$$K' = \frac{1}{2}\ln\{\cosh(2K)\} \quad (19)$$

Thus  $K'$  is related to the original coupling  $K$  by a non-linear transformation. We denote this as  $K' = f(K)$ . Near the fixed point  $K = K^* + \epsilon$ ,

$$K' = f(K^* + \epsilon) \quad (20)$$

$$K^* + \epsilon' = f(K^*) + \epsilon f'(K^*) \quad (21)$$

As  $K^* = f(K^*)$  near a fixed point  $K^*$  we have

$$\epsilon' = \epsilon f'(K^*) \quad (22)$$

which is a linear transformation that resembles

$$\epsilon' = \lambda \epsilon \quad (23)$$

where  $\lambda = \tanh(2K^*)$ .

There are two solutions for the equation  $K^* = \ln\{\cosh(2K^*)\}/2$ , which are known as fixed points,  $K^* = 0$  and  $K^* = \infty$  with  $\lambda = 0$  and  $\lambda = 1$  respectively. For phase transition  $\lambda$  must be greater than unity. This proves the well established result that there is no phase transition for 1D Ising spin model. There is another way to see this. After applying the renormalization transformation  $n$  times, the mapping  $K^{n-1} \rightarrow K^{(n)}$  can be obtained from the recurrence relation,

$$K^{(n)} = \frac{1}{2} \ln \{ \cosh(2K^{(n-1)}) \} \quad (24)$$

where  $K^{(0)} = K$ .

$$\text{Let } \zeta = \tanh(K) \quad (25)$$

$$\text{therefore } K' = \frac{1}{2} \ln\left(\frac{1+\zeta^2}{1-\zeta^2}\right) \quad (26)$$

$$\text{Hence, } \zeta' = \tanh(K') = \tanh\left\{\frac{1}{2} \ln\left(\frac{1+\zeta^2}{1-\zeta^2}\right)\right\} \quad (27)$$

$$= \frac{\exp\left(\frac{1}{2} \ln\left(\frac{1+\zeta^2}{1-\zeta^2}\right)\right) - \exp\left(-\left(\frac{1}{2} \ln\left(\frac{1+\zeta^2}{1-\zeta^2}\right)\right)\right)}{\exp\left(\frac{1}{2} \ln\left(\frac{1+\zeta^2}{1-\zeta^2}\right)\right) + \exp\left(-\left(\frac{1}{2} \ln\left(\frac{1+\zeta^2}{1-\zeta^2}\right)\right)\right)} \quad (28)$$

$$= \frac{\sqrt{\frac{1+\zeta^2}{1-\zeta^2}} - \sqrt{\frac{1-\zeta^2}{1+\zeta^2}}}{\sqrt{\frac{1+\zeta^2}{1-\zeta^2}} + \sqrt{\frac{1-\zeta^2}{1+\zeta^2}}} \quad (29)$$

$$= \frac{(1+\zeta^2) - (1-\zeta^2)}{(1+\zeta^2) + (1-\zeta^2)} \quad (30)$$

Thus,

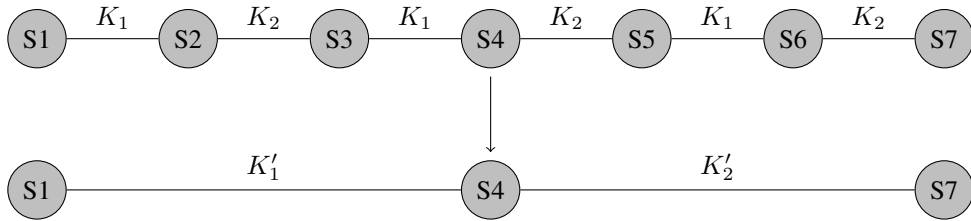
$$\zeta' = \zeta^2 \quad (31)$$

$$\tanh(K') = \tanh(K)^2 \quad (32)$$

Since  $\tanh(K) < 1$ ,  $\tanh(K^n)$  tends to zero as  $n \rightarrow \infty$ . This suggests that the effective coupling gets weaker with each decimation and we are left with a non-interacting system which will show no phase transition. We next discuss the more complex (unequal  $J_i$ ) one-dimensional Ising models.

### 3. ALTERNATE ISING MODEL

Here the  $K'_i$ 's are arranged in the manner shown in Fig.(3).



**Figure 3.:** Similar Decimation for Alternate Ising Model

In order to adopt a similar decimation procedure we need to consider four spins at a time. This is

illustrated in Fig.(3). Using this procedure,

$$e^{K'_1 S_1 S_4} * e^{g_1} = \sum_{S_2, S_3} e^{K_1 S_1 S_2} * e^{K_2 S_2 S_3} * e^{K_1 S_3 S_4} \quad (33)$$

$$= \sum_{S_3} e^{K_1 S_3 S_4} * 2\cosh(K_1 S_1 + K_2 S_3) \quad (34)$$

$$= e^{K_1 S_4} * 2\cosh(K_1 S_1 + K_2) + e^{-K_1 S_4} * 2\cosh(K_1 S_1 - K_2) \quad (35)$$

Like in the previous section, we consider  $S_1 = S_4 = +1$  to obtain ,

$$e^{K'_1} * e^{g_1} = e^{K_1} * 2\cosh(K_1 + K_2) + e^{-K_1} * 2\cosh(K_1 - K_2) \quad (36)$$

and  $S_1 = -S_4 = +1$  to obtain,

$$e^{-K'_1} * e^{g_1} = e^{-K_1} * 2\cosh(K_1 + K_2) + e^{K_1} * 2\cosh(K_1 - K_2) \quad (37)$$

Using Eqs.(36) and (37), and  $\cosh(x)=\cosh(-x)$  we obtain,

$$e^{2K'_1} = \frac{e^{K_1} \cosh(K_1 + K_2) + e^{-K_1} \cosh(K_1 - K_2)}{e^{K_1} \cosh(K_1 - K_2) + e^{-K_1} \cosh(K_1 + K_2)} \quad (38)$$

employing the addition properties of cosh function, we obtain,

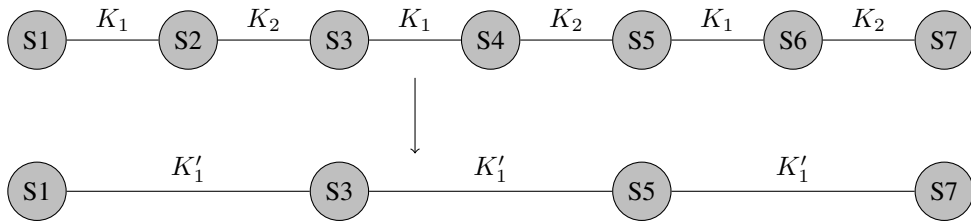
$$\tanh(K'_1) = \tanh^2(K_1) \tanh(K_2) \quad (39)$$

One similarly obtains,

$$\tanh(K'_2) = \tanh^2(K_2) \tanh(K_1) \quad (40)$$

The fixed points are,  $\{K_1^*, K_2^*\} = \{0, 0\}$  or  $\{\infty, \infty\}$ .

Note that we need to block spins in a judicious way. If we block them in a non similar fashion, i.e. if the new lattice is not alternate (see Fig.(4)), then,



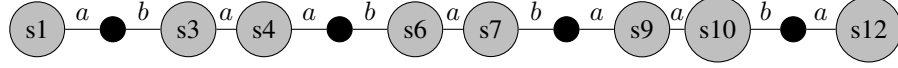
**Figure 4.:** Non similar decimation

$$\tanh(K'_1) = \tanh(K_1) \tanh(K_2) \quad (41)$$

In this case a fixed point discussion is not possible as  $K'_2$  does not exist. However, the free energy is the same in either case.

#### 4. FIBONACCI CHAIN ISING MODEL

In this section we consider a fibonacci series where two  $b$ 's are never adjacent *i.e.* the nearest neighbour of 'b' is always 'a' (see Fig.(5)). We suggest a method to generate the decimation procedure below.



**Figure 5.:** Fibonacci Ising model

##### 4.1 Matrix method for generation

It is well known that the Fibonacci chain can be generated by setting up a number of rules for rabbit procreation, better known as Fibonacci Rabbits[4]. In the present case we generate it by the mathematical operation shown below. Note that  $N^{(0)}$  denotes a vector  $AB$ .  $N^{(i)}$  denotes the resulting vector after  $N^{(0)}$  has been operated 'i' times by  $M$ , a matrix operator to generate the Fibonacci Ising chain.

$$M = \begin{bmatrix} 1 & 1 \\ 1 & 0 \end{bmatrix}, \quad N^{(0)} = \begin{bmatrix} N^{(0)A} \\ N^{(0)B} \end{bmatrix} = \begin{bmatrix} A \\ B \end{bmatrix} : AB \quad (42)$$

$$MN^{(0)} = \begin{bmatrix} 1 & 1 \\ 1 & 0 \end{bmatrix} \begin{bmatrix} A \\ B \end{bmatrix} = \begin{bmatrix} A+B \\ A \end{bmatrix} : ABA = N^{(1)} \quad (43)$$

$$MN^{(1)} = \begin{bmatrix} 1 & 1 \\ 1 & 0 \end{bmatrix} \begin{bmatrix} A+B \\ A \end{bmatrix} = \begin{bmatrix} A+B+A \\ A+B \end{bmatrix} = \begin{bmatrix} N^{(2)A} \\ N^{(2)B} \end{bmatrix} = N^{(2)} : ABAAB \quad (44)$$

$$MN^{(2)} = \begin{bmatrix} 1 & 1 \\ 1 & 0 \end{bmatrix} \begin{bmatrix} A+B+A \\ A+B \end{bmatrix} = \begin{bmatrix} A+B+A+A+B \\ A+B+A \end{bmatrix} = \begin{bmatrix} N^{(3)A} \\ N^{(3)B} \end{bmatrix} \quad (45)$$

$$= N^{(3)} : ABAABABA$$

and so on.

For general iteration,

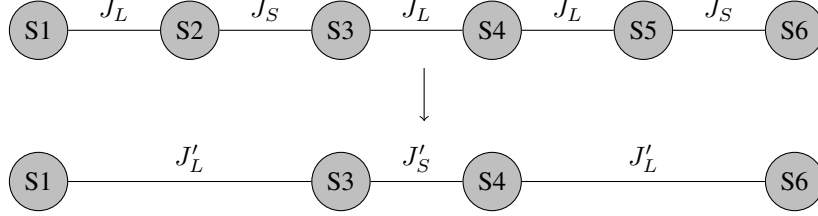
$$N_A^{(n+1)} = M_{11}N_A^{(n)} + M_{21}N_B^{(n)} \quad M_{11} = M_{21} = M_{12} = 1 \quad (46)$$

$$N_B^{(n+1)} = M_{12}N_A^{(n)} + M_{22}N_B^{(n)} \quad M_{22} = 0 \quad (47)$$

as  $n \rightarrow \infty$ , the ratio  $r = \lim_{n \rightarrow \infty} N^{(n)A}/N^{(n)B} \rightarrow (\sqrt{5} + 1)/2$ . Here  $N_A, N_B$  are length scales of bond A and B respectively.

#### 4.2 Decimation method

Consider now the Ising Chain shown in Fig.(6):



**Figure 6.:** Self-similar blocking for Fibonacci chain

Let  $K_i = J_i/kT$

$$H_N(K) = - \sum_{i=1}^{N-1} K_i S_i S_{i+1} \quad (48)$$

$$e^{K'_L S_1 S_3} * e^{g_1} = \sum_{S_2=\pm 1}^{-1} e^{K_L S_1 S_2} * e^{K_S S_2 S_3} \quad (49)$$

As in the previous sections, let  $S_1 = S_3 = +1$  we obtain,

$$e^{K'_L} * e^{2g_1} = e^{K_L + K_S} + e^{-(K_L + K_S)} \quad (50)$$

and  $S_1 = -S_3 = +1$  yields,

$$e^{-K'_L} * e^{2g_1} = e^{K_L - K_S} + e^{-(K_L - K_S)} \quad (51)$$

Using Eqs.(50) and (51), and  $\cosh(x) = \cosh(-x)$  leads to,

$$\tanh(K'_L) = \tanh(K_L) \tanh(K_S) \quad (52)$$

$$\text{and } g_1 = \frac{1}{2} K'_L + \frac{1}{2} \ln(2 \cosh(K_L - K_S)) \quad (53)$$

For the ordered case ( $K_L = K_S$ ) the transformation reduces to  $\tanh(K') = \tanh^2(K)$  and  $g_1$  is given by the same expression as Eq.(18). Further,  $K'_S = K_L$  and  $g_2 = 0$ . Hence, all the above equations are consistent with ordered case. The fixed points in this case are,  $\{K_1^*, K_2^*\} = \{0, 0\}$  or  $\{\infty, \infty\}$ .

We designate bond lengths, distance between two neighbouring sites in the lattice before and after first decimation process, for the two types of bonds by two sets of variables. Here, the new lengths are  $L'$  for  $K'_1$  and  $S'$  for  $K'_2$  corresponding to the old lengths,  $L$  for  $K_1$  and  $S$  for  $K_2$ . Self similarity is preserved if the new lengths follow the following relation.

$$\frac{L'}{S'} = \frac{L}{S} \quad (54)$$



But  $L' = L + S$  and  $S' = L$ . Thus,

$$1 + \frac{S}{L} = \frac{L}{S} = x \quad (55)$$

$$1 + \frac{1}{x} = x \quad (56)$$

which leads to  $x = (\sqrt{5} + 1)/2$ , the golden ratio.

## 5. CONCLUSION

This decimation approach is perhaps the simplest version of RNG. Its extension to higher dimension however gets tricky. The solution to this problem uses the Migdal Kadanoff transformation[5],[6]. Interestingly, this decimation procedure inspired similar work in quantum systems. We hope to describe this quantum version introduced by Bhat, Singh and Subbarao[7] in the future.

## 6. ACKNOWLEDGMENT

One of us (VAS) acknowledges support from the Raja Ramanna Fellowship by the DAE.

## References

- [1] Wilson K.G., Phys. Rev. B **4**, 1374, 1384 (1971).
- [2] Nauenberg M., J. Math. Phys. **16**, 703 (1975).
- [3] Wilson K.G., Rev. Mod. Phys. **47**, 773 (1975).
- [4] Ball K. M., Strange Curves, Counting Rabbits, and Other Mathematical Explorations, Princeton University Press, 8, (2003)
- [5] Kadanoff L.P., Ann. Phys. (N.Y.) **100**, 359 (1976).
- [6] Migdal A.A., Soy. Phys. JETP **42**, 743 (1976).
- [7] Bhat G.R. Singh V.A. and Subbarao K., J. Phys. C, Solid State Physics, **17**, 5569, (1984).