

On Approximating the Weighted Region Problem in Square Tessellations*

Naonori Kakimura[†] Rio Katsu[‡]

Abstract

The weighted region problem is the problem of finding the weighted shortest path on a plane consisting of polygonal regions with different weights. For the case when the plane is tessellated by squares, we can solve the problem approximately by finding the shortest path on a grid graph defined by placing a vertex at the center of each grid. In this note, we show that the obtained path admits $(\sqrt{2} + 1)$ -approximation. This improves the previous result of $2\sqrt{2}$.

1 Introduction

In this note, we study the problem of finding a shortest path in a plane with weighted regions, called the *weighted region problem*. In the problem, we are given a set of polygonal regions in a plane, where each polygon has a weight. The goal is to find a path that minimizes the total weight of the path. The problem was first introduced by Mitchell–Papadimitriou [12]. They proposed a Dijkstra-like algorithm that finds a $(1 + \varepsilon)$ -approximate shortest path, running in $O(n^8 \log(\frac{n}{\varepsilon}))$ time, where n is the total number of vertices in the polygons. The running time was later improved to $O(\frac{n}{\sqrt{\varepsilon}} \log \frac{n}{\varepsilon} \log \frac{1}{\varepsilon})$ by Aleksandrov et al. [2] (see also [1]). Recently, it was shown that the weighted region problem is unsolvable in the algebraic computation model over the rational numbers [8, 9].

Motivated by the simple, fast computation for the weighted region problem, Jaklin et al. [11] proposed an algorithm that, approximating the weighted region by a simple graph, finds a shortest path on the graph. Here we focus on the weighted region problem on a square tessellation. We define a graph consisting of the center points of each square with 8 neighbors. See Figure 1 for an example. Jaklin et al. [11] showed that the approximation factor of this approach is at most $4 + \sqrt{4 - 2\sqrt{2}} \approx 5.08$, which was later improved to $2\sqrt{2} \approx 2.82$ by Jaklin [10].

The main contribution of this note is to improve the ratio to $\sqrt{2} + 1 \approx 2.41$. The result is achieved by refining the analysis by Jaklin [10]. We remark that there exists an instance such that the shortest path length on the grid graph is at least $\sqrt{2}$ times as long as the original shortest path length. For the $\{1, +\infty\}$ -weight case, the lower bound is known to be $3\sqrt{2} - 3$ [4].

Bose et al. [5, 7] introduced a different kind of a graph where vertices are placed at the corners of each square. They showed that the shortest path length on the graph admits

*Supported by JSPS KAKENHI Grant Numbers 23K21646, JP22H05001, and JP21H03397, Japan and JST ERATO Grant Number JPMJER2301, Japan.

[†]Keio University, Japan. kakimura@math.keio.ac.jp

[‡]NS Solutions Corporation, Japan.

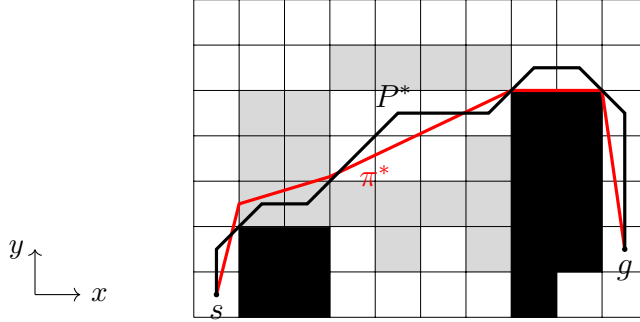


Figure 1: The white, gray, and black squares have weights 1, 2, and 100, respectively. The red path π^* depicts a shortest path from s to g , and the black path P^* is a shortest path on the grid graph.

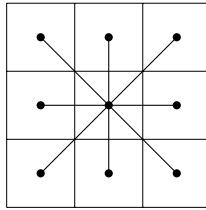


Figure 2: Neighbor vertices of a square.

$\sqrt{4 - 2\sqrt{2}}$ -approximation, which is asymptotically optimal. See also Bose et al. [6] for triangular tessellations and Bailey et al. [3, 4] for the $\{1, +\infty\}$ -weight case.

2 Problem Setting

In this section, we formally describe the problem setting by Jaklin et al. [11]. For a positive integer n , we denote $[n] = \{1, 2, \dots, n\}$.

In a square tessellation, a 2-dimensional plane is divided into $m \times n$ squares with the same size such that each square region has a non-negative weight. For simplicity, we assume that one side of each square has length 1. The whole region consisting of the $m \times n$ squares is denoted by \mathcal{S} . We give an index (x, y) to each square for $x \in [m]$ and $y \in [n]$, where the lower-left corner is $(1, 1)$ and the upper right corner is (m, n) . The (x, y) -th square is denoted by S_{xy} . Let α_{xy} be the weight of the square S_{xy} .

In the problem, we are also given a start point s and a goal point g , where we assume that s and g are the center points of two distinct squares. We want to find a path from s to g that minimizes its length. Here the length of a path is defined as follows. For a path π , we denote by π_{xy} the segment of π included in the (x, y) -th square. Then the length of π , denoted by $C(\pi)$, is defined as

$$C(\pi) = \sum_{(x,y) \in [m] \times [n]} \alpha_{xy} \|\pi_{xy}\|,$$

where $\|\cdot\|$ denotes the Euclidean norm. Thus the length is the weighted sum of all the path segments.

Jaklin et al. [11] introduced a *grid graph* on a square tessellation, and proposed a method to solve the weighted region problem approximately by finding a shortest path on the grid graph. Formally, the grid graph is a graph $G = (V, E)$ with vertex set V and edge set E defined as follows.

- $V = \{v_{xy} \mid x \in [m], y \in [n]\}$, and
- $E = \{(v_{xy}, v_{x'y'}) \mid |x - x'| \leq 1 \text{ and } |y - y'| \leq 1 \text{ (} x, x' \in [m], y, y' \in [n]\text{)}\}$.

Thus each vertex of G has 8 neighbors (See Figure 2). We say that an edge $e = (v_{xy}, v_{x'y'})$ is *horizontal* if $y = y'$, *vertical* if $x = x'$, and *diagonal* if $|x - x'| = |y - y'| = 1$.

In addition, an edge weight $w : E \rightarrow \mathbb{R}_+$ on the grid graph is defined as, for an edge $e = (v_{xy}, v_{x'y'})$,

$$w(e) = \begin{cases} \frac{1}{2}(\alpha_{xy} + \alpha_{x'y'}) & \text{if } e \text{ is horizontal or vertical,} \\ \frac{\sqrt{2}}{2}(\alpha_{xy} + \alpha_{x'y'}) & \text{otherwise.} \end{cases}$$

For a path P from s to g on the grid graph G , its length is defined to be the sum of the weights of the edges in P , denoted by $C(P)$, that is, $C(P) = \sum_{e \in E(P)} w(e)$. Also, we denote by P_{xy} the subpath of P included in the (x, y) -th square.

3 Main Analysis

Let π^* be a shortest path from s to g on a square tessellation, and P^* be a shortest path from s to g on the grid graph G . In this section, we show that the ratio between $C(P^*)$ and $C(\pi^*)$ is at most $\sqrt{2} + 1$.

Theorem 3.1. For any instance of the weighted region problem on a square tessellation, there exists a path P from a start point s to a goal point g on the grid graph such that

$$C(P) \leq (\sqrt{2} + 1) C(\pi^*).$$

For a real number a , we denote $V_a = \{v_{xy} \mid \|\pi_{xy}^*\| \geq a\}$. Jaklin [10] showed that the subgraph of G induced by $V_{1/2}$ is connected. Since $\|P_{xy}^*\| \leq \sqrt{2}$ for each square $S_{xy} \in \mathcal{S}$, the ratio between $\|P_{xy}^*\|$ and $\|\pi_{xy}^*\|$ for $v_{xy} \in V_{1/2}$ is at most $2\sqrt{2}$, which implies that $C(P) \leq 2\sqrt{2}C(\pi^*)$.

To improve the approximation ratio as Theorem 3.1, we construct a subgraph on V_a for $0 \leq a \leq 1/2$, and find a path with a special property (Lemma 3.4). Then Theorem 3.1 follows by optimizing the parameter a .

To this end, we first construct a subgraph $H = (V(H), E(H))$ of the grid graph G as follows.

$$V(H) = V_a \text{ and } E(H) = \{(v_{xy}, v_{x'y'}) \mid |x - x'| + |y - y'| = 1\}.$$

We note that the graph H has only horizontal and vertical edges. When traversing π^* from s to g , π^* passes through connected components of H . We denote by H_1, \dots, H_k a sequence of connected components of H that π^* goes through in this order from s to g . Then $s \in V(H_1)$ and $g \in V(H_k)$. We remark that the sequence may contain the same connected components more than once. Let $\mathcal{S}_i = \{S_{xy} \mid v_{xy} \in V(H_i)\}$, and $\overline{\mathcal{S}}_i$ denote the square tessellation covering \mathcal{S}_i for each $i \in [k]$.

We show the following lemma.

Lemma 3.2. Let a be a number with $0 \leq a \leq 1/2$. For any $i \in [k - 1]$, $\overline{\mathcal{S}}_i$ and $\overline{\mathcal{S}}_{i+1}$ intersect with the corner such that π^* passes through at least three of the four squares around this corner consecutively.

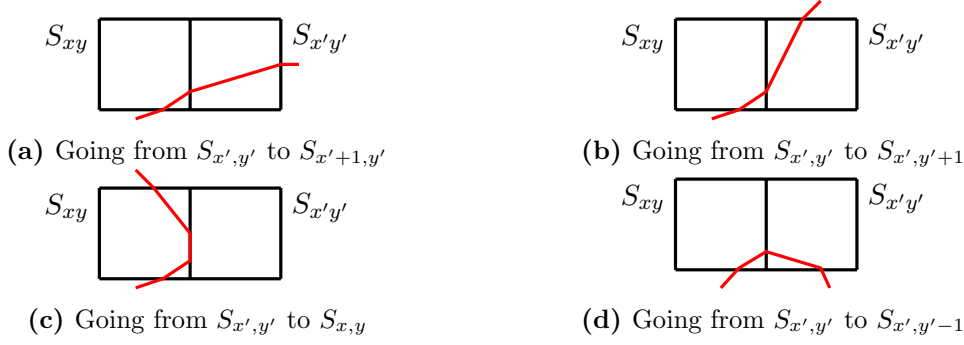


Figure 3: Proof of Lemma 3.2 when $y' = y$. Only the last case (d) is possible if $v_{xy}, v_{x'y'} \notin V_a$.

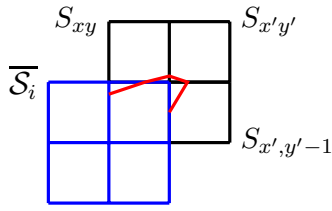


Figure 4: When π_{xy}^* goes from $S_{x',y'}$ to $S_{x',y'-1}$.

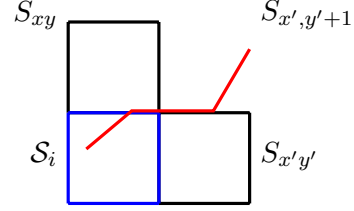


Figure 5: When $y' = y - 1$.

Proof. First observe that $\overline{\mathcal{S}}_i$ and $\overline{\mathcal{S}}_{i+1}$ do not share any edge of squares, as otherwise this contradicts that H_i and H_{i+1} are different connected components in H .

Suppose to the contrary that there exists $i \in [k-1]$ such that $\overline{\mathcal{S}}_i$ and $\overline{\mathcal{S}}_{i+1}$ have no intersection. Since π^* is a connected line segment from s to g , π^* has a line segment leaving from $\overline{\mathcal{S}}_i$. We denote by S_{xy} the square that π^* enters just after π^* leaves from $\overline{\mathcal{S}}_i$ for the last time. Then, it follows that $v_{xy} \notin V_a$. The square that π^* enters next to S_{xy} is denoted by $S_{x'y'}$. By the choice of S_{xy} , we see that $S_{x'y'} \notin \mathcal{S}_i$. We note that $|x - x'| \leq 1$ and $|y - y'| \leq 1$ hold.

By symmetry, we may assume that π^* enters to S_{xy} from $S_{x,y-1}$ and that $S_{x,y-1} \in \mathcal{S}_i$. Since $v_{xy} \notin V_a$, that is, $\|\pi_{xy}^*\| < a \leq 1/2$, it holds that $x' = x + 1$ or $x' = x - 1$. By symmetry, we may assume that $x' = x + 1$. Moreover, since $v_{xy} \notin V_a$, it holds that $y' = y$ or $y' = y - 1$.

First suppose that $y' = y$. If $S_{x'y'} \in \mathcal{S}_{i+1}$, then the lemma holds with the corner between $S_{x,y-1}$ and $S_{x'y'}$. Thus we may assume that $S_{x'y'} \notin \mathcal{S}_{i+1}$, that is, $v_{x'y'} \notin V_a$.

Claim 3.3. The shortest path π^* enters to $S_{x',y'-1}$ after leaving from $S_{x'y'}$.

Proof. We observe that π^* cannot go from $S_{x'y'}$ to $S_{x'+1,y'}$, $S_{x',y'+1}$, or $S_{x,y}$. In fact, otherwise, we see that $\|\pi_{xy}^*\| + \|\pi_{x'y'}^*\| \geq 1$, which would contradict that $v_{xy}, v_{x'y'} \notin V_a$, as $a \leq 1/2$. See Figure 3 for illustration. Thus π^* leaves from $S_{x'y'}$ to $S_{x',y'-1}$. \square

By Claim 3.3, π^* goes from $S_{x'y'}$ to $S_{x',y'-1}$. Then, $v_{x',y'-1}$ does not belong to V_a , as otherwise $S_{x',y'-1}$ is contained in \mathcal{S}_i , which contradicts the choice of S_{xy} . However, applying the same argument as Claim 3.3 to the two consecutive squares $S_{x'y'}$, $S_{x',y'-1}$, we see that π^* leaves from $S_{x',y'-1}$ to $S_{x'-1,y'-1}$. See Figure 4. This contradicts the choice of S_{xy} , as $S_{x'-1,y'-1} = S_{x,y-1} \in \mathcal{S}_i$.

Next suppose that $y' = y - 1$. Then π_{xy}^* goes along the bottom side of S_{xy} to the lower-right corner of S_{xy} (or the upper-left corner of $S_{x'y'}$). See Figure 5. Since $v_{x'y'} \notin V_a$, $\pi_{x'y'}^*$ goes along the top side of $S_{x'y'}$, as otherwise, $\pi_{x'y'}^*$ goes along the left side of $S_{x'y'}$ and enters to $S_{x,y-1}$ in \mathcal{S}_i , which contradicts the choice of S_{xy} . Hence π^* enters to $S_{x',y'+1}$ after

leaving from $S_{x'y'}$. Since $v_{x'y'} \notin V_a$ and $\|\pi_{x'y'}^*\| + \|\pi_{x',y'+1}^*\| \geq 1$, we see that $v_{x',y'+1} \in V_a$. This implies that the lemma holds with the corner between $S_{x,y-1}$ and $S_{x',y'+1}$.

Thus the lemma holds. \square

The above lemma implies the existence of a path of the grid graph G such that the used diagonal edges satisfy the following conditions.

Lemma 3.4. For any number a with $0 \leq a \leq \frac{1}{2}$, there exists a path P of the grid graph G from s to g that satisfies the following two conditions.

- $V(P) \subseteq V_a$.
- For any diagonal edge $e = (v_{xy}, v_{x'y'})$ in P , it holds that $v_{xy}, v_{x'y'} \notin V_a$, and that π^* passes through at least three of $\{v_{xy}, v_{x'y'}, v_{xy'}, v_{x'y}\}$ in a consecutive way.

Proof. First consider the case when the graph H defined above is connected. Then the vertices s and g are contained in the same connected component, which implies that there exists a path from s to g only using horizontal and vertical edges in H . Thus the lemma holds.

Assume that H has at least two connected components. By Lemma 3.2, $\overline{\mathcal{S}}_i$ and $\overline{\mathcal{S}}_{i+1}$ intersect with the corner of some square for any $i \in [k-1]$. We assume that the corner is of the (x_i, y_i) -th square in \mathcal{S}_i and the (x'_{i+1}, y'_{i+1}) -th square in \mathcal{S}_{i+1} . We then append the edge between them to the graph H for each $i \in [k-1]$. The resulting graph becomes connected, and therefore there exists a path P from s to g . Specifically, the path P is constructed in the following way: (1) For each $i \in [k]$, we find a path P_i of H_i from $v_{x'_i, y'_i}$ to v_{x_i, y_i} using only horizontal and vertical edges; (2) For each $i \in [k-1]$, connect the end vertices of P_i and P_{i+1} with the diagonal edge between v_{x_i, y_i} and $v_{x'_{i+1}, y'_{i+1}}$. The obtained path P satisfies the condition of the lemma, as $V(H) = V_a$. \square

For a number a with $0 \leq a \leq 1/2$, we denote by P the path satisfying the condition of Lemma 3.4.

Lemma 3.5. For any (x, y) with $v_{xy} \in V_a$, it holds that

$$\frac{\|P_{xy}\|}{\|\pi_{xy}^*\|} \leq \max \left\{ \frac{1}{a}, \frac{\sqrt{2}}{1-a} \right\}. \quad (1)$$

Proof. By symmetry, the possible patterns of P_{xy} are the 5 patterns as in Table 1. We will explain each case separately. Cases (i) and (ii) are obvious, since $\|\pi_{xy}^*\| \geq a$ since $v_{xy} \in V_a$.

Consider Case (iii), that is, the (x, y) -th square S_{xy} has the subpath P_{xy} in the form of Case (iii). Then, $\|P_{xy}\| = (1 + \sqrt{2})/2$. It follows from Lemma 3.4 that $v_{x-1, y}, v_{x, y-1} \notin V_a$ and $v_{x, y}, v_{x-1, y-1} \in V_a$. See Figure 6a. We will show that, if $\|\pi_{xy}^*\| < 1$, then we have $\|\pi_{xy}^*\| \geq 1 - a$. Since $\|\pi_{xy}^*\| < 1$, π_{xy}^* is a path between a horizontal side and a vertical side. We denote by A and C the intersecting points of π_{xy}^* to these sides, respectively, and by B the corner of S_{xy} so that ABC forms a right triangle. We remark that the point A or C is on the side adjacent to $S_{x-1, y}$ or $S_{x, y-1}$ by Lemma 3.4. We may assume that A is on the bottom side of $S_{x, y}$. Since $v_{x, y-1} \notin V_a$, $\|\pi_{x, y-1}^*\|$ is at most a , and hence we see that the side AB has length at least $1 - a$. Hence, the diagonal side $AC = \|\pi_{xy}^*\|$ is of length at least $1 - a$. Thus, we have $\frac{\|P_{xy}\|}{\|\pi_{xy}^*\|} \leq \frac{1+\sqrt{2}}{2(1-a)}$.

Table 1: Relationship between P_{xy} (black lines) and π_{xy}^* (red lines).

	(i)	(ii)	(iii)	(iv)	(v)
$\ P_{xy}\ $	1	1	$\frac{1+\sqrt{2}}{2}$	$\sqrt{2}$	$\sqrt{2}$
Lower bound of $\ \pi_{xy}^*\ $	a	a	$1-a$	$\min\{1, \sqrt{2}(1-a)\}$	$1-a$
Upper bound of $\frac{\ P_{xy}\ }{\ \pi_{xy}^*\ }$	$\frac{1}{a}$	$\frac{1}{a}$	$\frac{1+\sqrt{2}}{2(1-a)}$	$\frac{1}{1-a}$	$\frac{\sqrt{2}}{1-a}$

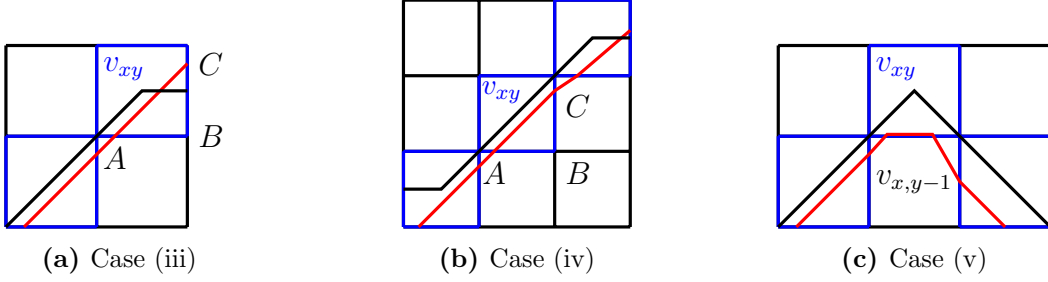


Figure 6: Proof of Lemma 3.5. The blue squares depict $\overline{\mathcal{S}}_i$'s.

On Case (iv), similarly to Case (iii), we focus on the right triangle with diagonal edge $\|\pi_{xy}^*\|$, assuming that $\|\pi_{xy}^*\| < 1$. Then, since $v_{x-1,y}, v_{x,y-1} \notin V_a$ and $v_{x+1,y}, v_{x,y+1} \notin V_a$, we see that the both sides of the triangle are of lengths at least $1-a$. Hence the diagonal side $\|\pi_{xy}^*\|$ has length at least $\sqrt{2}(1-a)$. Since $\|P_{xy}\| = \sqrt{2}$, we have $\frac{\|P_{xy}\|}{\|\pi_{xy}^*\|} \leq \frac{1}{1-a}$.

On Case (v), assuming that $\|\pi_{xy}^*\| < 1$, we see by Lemma 3.4 that π_{xy}^* is a path such that at least one end point is on the bottom side of S_{xy} . Since $v_{x,y-1}$ is not in V_a , we have $\|\pi_{x,y-1}^*\| < a$, and hence $\|\pi_{xy}^*\| \geq 1-a$. Thus we have $\frac{\|P_{xy}\|}{\|\pi_{xy}^*\|} \leq \frac{\sqrt{2}}{1-a}$.

Therefore, the ratio can be summarized as in the last row of Table 1, implying that

$$\frac{\|P_{xy}\|}{\|\pi_{xy}^*\|} \leq \max \left\{ \frac{1}{a}, \frac{1+\sqrt{2}}{2(1-a)}, \frac{1}{1-a}, \frac{\sqrt{2}}{1-a} \right\}.$$

Since we have

$$\frac{1}{1-a} < \frac{1+\sqrt{2}}{2(1-a)} < \frac{\sqrt{2}}{1-a},$$

the right-hand side can be replaced by $\max \left\{ \frac{1}{a}, \frac{\sqrt{2}}{1-a} \right\}$. Thus the lemma holds. \square

We are now ready to prove Theorem 3.1. The RHS of (1) is minimized by setting $\frac{1}{a} = \frac{\sqrt{2}}{1-a}$. Hence, when $a = \frac{1}{1+\sqrt{2}}$, the ratio between them is maximized, whose value is $\frac{1}{a} = \sqrt{2} + 1$. Thus we have $\|P_{xy}\| \leq (\sqrt{2} + 1)\|\pi_{xy}^*\|$ for any (x, y) with $v_{xy} \in V_a$.

Therefore, since P is a path of the grid graph G , the shortest path P^* of G has the length bounded by the following.

$$\begin{aligned} C(P^*) &\leq C(P) = \sum_{(x,y):v_{xy} \in V_a} \alpha_{xy} \|P_{xy}\| \leq \sum_{(x,y):v_{xy} \in V_a} \alpha_{xy} (\sqrt{2} + 1) \|\pi_{xy}^*\| \\ &\leq (\sqrt{2} + 1) \sum_{(x,y) \in [m] \times [n]} \alpha_{xy} \|\pi_{xy}^*\| = (\sqrt{2} + 1) C(\pi^*). \end{aligned}$$

Thus Theorem 3.1 follows.

References

- [1] Lyudmil Aleksandrov, Mark Lanthier, Anil Maheshwari, and Jörg-Rüdiger Sack. An epsilon-approximation for weighted shortest paths on polyhedral surfaces. In *The 6th Scandinavian Workshop on Algorithm Theory (SWAT)*, volume 1432 of *Lecture Notes in Computer Science*, pages 11–22. Springer, 1998. URL: <https://doi.org/10.1007/BFb0054351>, doi:10.1007/BFB0054351.
- [2] Lyudmil Aleksandrov, Anil Maheshwari, and Jörg-Rüdiger Sack. Determining approximate shortest paths on weighted polyhedral surfaces. *J. ACM*, 52(1):25–53, 2005. doi:10.1145/1044731.1044733.
- [3] James P. Bailey, Alex Nash, Craig A. Tovey, and Sven Koenig. Path-length analysis for grid-based path planning. *Artif. Intell.*, 301:103560, 2021. URL: <https://doi.org/10.1016/j.artint.2021.103560>, doi:10.1016/J.ARTINT.2021.103560.
- [4] James P. Bailey, Craig A. Tovey, Tansel Uras, Sven Koenig, and Alex Nash. Path planning on grids: The effect of vertex placement on path length. In *Proceedings of the Eleventh AAAI Conference on Artificial Intelligence and Interactive Digital Entertainment, AIIDE*, pages 108–114. AAAI Press, 2015. URL: <http://www.aaai.org/ocs/index.php/AIIDE/AIIDE15/paper/view/11553>.
- [5] P. Bose, G. Esteban, D. Orden, and Silveira. Spanning ratio of shortest paths in weighted square tessellations. In *EuroCG*, pages 470–477, 2022.
- [6] Prosenjit Bose, Guillermo Esteban, David Orden, and Rodrigo I. Silveira. On approximating shortest paths in weighted triangular tessellations. *Artif. Intell.*, 318:103898, 2023. URL: <https://doi.org/10.1016/j.artint.2023.103898>, doi:10.1016/J.ARTINT.2023.103898.
- [7] Prosenjit Bose, Guillermo Esteban, David Orden, and Rodrigo I. Silveira. Approximating shortest paths in weighted square and hexagonal meshes. *CoRR*, abs/2404.07562, 2024. URL: <https://doi.org/10.48550/arXiv.2404.07562>, arXiv:2404.07562, doi:10.48550/ARXIV.2404.07562.
- [8] Jean-Lou De Carufel, Carsten Grimm, Anil Maheshwari, Megan Owen, and Michiel H. M. Smid. A note on the unsolvability of the weighted region shortest path problem. *Comput. Geom.*, 47(7):724–727, 2014. URL: <https://doi.org/10.1016/j.comgeo.2014.02.004>, doi:10.1016/J.COMGEO.2014.02.004.
- [9] Sarita de Berg, Guillermo Esteban, Rodrigo I. Silveira, and Frank Staals. Exact solutions to the weighted region problem. *CoRR*, abs/2402.12028, 2024. URL: <https://doi.org/10.48550/arXiv.2402.12028>, arXiv:2402.12028, doi:10.48550/ARXIV.2402.12028.
- [10] Norman Jaklin. *On Weighted Regions and Social Crowds: Autonomousagent Navigation in Virtual Worlds*. PhD thesis, Utrecht University, 2016.

- [11] Norman Jaklin, Mark Tibboel, and Roland Geraerts. Computing high-quality paths in weighted regions. In *Proceedings of the Seventh International Conference on Motion in Games*, pages 77–86. ACM, 2014. doi:10.1145/2668064.2668097.
- [12] Joseph S. B. Mitchell and Christos H. Papadimitriou. The weighted region problem: Finding shortest paths through a weighted planar subdivision. *J. ACM*, 38(1):18–73, 1991. doi:10.1145/102782.102784.