

# HICEScore: A Hierarchical Metric for Image Captioning Evaluation

Zequn Zeng

National Key Laboratory of Radar  
Signal Processing, Xidian University  
Xi'an, China  
zzequn99@163.com

Jiaoqiao Sun

National Key Laboratory of Radar  
Signal Processing, Xidian University  
Xi'an, China  
jianqiaosun@stu.xidian.edu.cn

Hao Zhang\*

National Key Laboratory of Radar  
Signal Processing, Xidian University  
Xi'an, China  
zhanghao\_xidian@163.com

Tiansheng Wen

National Key Laboratory of Radar  
Signal Processing, Xidian University  
Xi'an, China  
neilwen987@stu.xidian.edu.cn

Yudi Su

National Key Laboratory of Radar  
Signal Processing, Xidian University  
Xi'an, China  
ydsu\_7@stu.xidian.edu.cn

Yan Xie

National Key Laboratory of Radar  
Signal Processing, Xidian University  
Xi'an, China  
yanxie0904@163.com

Zhengjue Wang

State Key Laboratory of Integrated  
Service Networks, Xidian University  
Xi'an, China  
wangzhengjue@xidian.edu.cn

Bo Chen\*

National Key Laboratory of Radar  
Signal Processing, Xidian University  
Xi'an, China  
bchen@mail.xidian.edu.cn

## ABSTRACT

Image captioning evaluation metrics can be divided into two categories, *reference-based* metrics and *reference-free* metrics. However, *reference-based* approaches may struggle to evaluate descriptive captions with abundant visual details produced by advanced multi-modal large language models, due to their heavy reliance on limited human-annotated references. In contrast, previous *reference-free* metrics have been proven effective via CLIP cross-modality similarity. Nonetheless, CLIP-based metrics, constrained by their solution of global image-text compatibility, often have a deficiency in detecting local textual hallucinations and are insensitive to small visual objects. Besides, their single-scale designs are unable to provide an interpretable evaluation process such as pinpointing the position of caption mistakes and identifying visual regions that have not been described. To move forward, we propose a novel reference-free metric for image captioning evaluation, dubbed **Hierarchical Image Captioning Evaluation Score (HICE-S)**. By detecting local visual regions and textual phrases, HICE-S builds an interpretable hierarchical scoring mechanism, breaking through the barriers of the single-scale structure of existing reference-free metrics. Comprehensive experiments indicate that our proposed metric achieves the SOTA performance on several benchmarks, outperforming existing reference-free metrics like CLIP-S and PAC-S, and reference-based

metrics like METEOR and CIDEr. Moreover, several case studies reveal that the assessment process of HICE-S on detailed captions closely resembles interpretable human judgments. Our code is available at <https://github.com/joeyz0z/HICE>.

## CCS CONCEPTS

• **Computing methodologies** → **Scene understanding**.

## KEYWORDS

Image captioning evaluation, Descriptive captions evaluation, Long captions, Hierarchical scoring, Hallucination detection

## ACM Reference Format:

Zequn Zeng, Jiaoqiao Sun, Hao Zhang, Tiansheng Wen, Yudi Su, Yan Xie, Zhengjue Wang, and Bo Chen. 2024. HICEScore: A Hierarchical Metric for Image Captioning Evaluation. In *Proceedings of the 32nd ACM International Conference on Multimedia (MM '24)*, October 28–November 1, 2024, Melbourne, VIC, Australia. ACM, New York, NY, USA, 12 pages. <https://doi.org/10.1145/3664647.3681358>

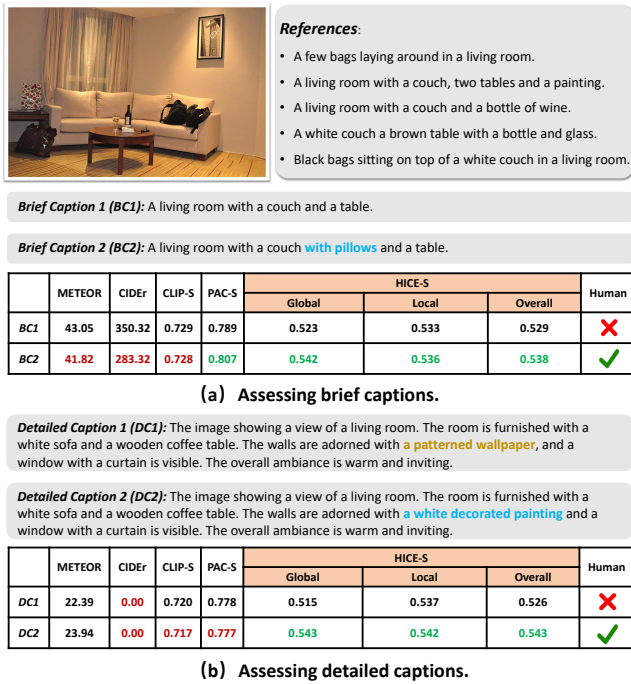
## 1 INTRODUCTION

Image captioning (IC) [43, 49, 54, 59, 60] is a fundamental task in vision-language (VL) multi-modal learning, which aims to generate descriptions in the natural language given an image. In recent years, IC has attracted more and more attention from researchers since it has wide applications such as helping the visually impaired people [7], and it also serves as the foundation of other image-to-text tasks like Visual Question Answering [5, 55] and Video Captioning [8, 48]. Based on the encoder-decoder framework, various advanced IC methods have been proposed in the past few years, by extracting meaningful visual information [5, 50, 57], considering effective VL feature alignment [18, 32, 54], and incorporating the knowledge from pre-trained large models [25, 26, 34].

\*Bo Chen and Hao Zhang are the corresponding authors.

Permission to make digital or hard copies of all or part of this work for personal or classroom use is granted without fee provided that copies are not made or distributed for profit or commercial advantage and that copies bear this notice and the full citation on the first page. Copyrights for components of this work owned by others than the author(s) must be honored. Abstracting with credit is permitted. To copy otherwise, or republish, to post on servers or to redistribute to lists, requires prior specific permission and/or a fee. Request permissions from [permissions@acm.org](mailto:permissions@acm.org).  
MM '24, October 28–November 1, 2024, Melbourne, VIC, Australia

© 2024 Copyright held by the owner/author(s). Publication rights licensed to ACM.  
ACM ISBN 979-8-4007-0686-8/24/10...\$15.00  
<https://doi.org/10.1145/3664647.3681358>



**Figure 1: Comparisons on evaluation scores of various metrics when assessing (a) brief captions or (b) detailed captions, where correct descriptions about small objects are highlighted in blue and incorrect hallucinations are in golden. The evaluation scores that agree with human judgments are highlighted in green and disagree in red.**

In parallel with the improvement of IC models, increasing efforts have also been dedicated to automatic quality evaluation for generated captions. Besides evaluation, a good metric is also a good learning guidance that can in turn improve the performance of IC models [16, 52]. Traditional referenced-based metrics like BLEU [33], METEOR [6], CIDEr [47], *etc.*, are based on  $n$ -gram similarity between the generated caption and the human-written references, which focuses on exact phrases matching. However, despite being the most popular measurements for conventional image captioning models, these metrics still have two major limitations that hinder their potential applications in real-world scenarios. First, human-annotated references are time-consuming and only contain partial visual content. These metrics struggle to correctly identify the visual concepts not appearing in the limited references. As shown in Fig. 1(a), METEOR and CIDEr prefer the brief caption 1 due to “pillows” exist in the image but are not included in the references. Secondly, recent sophisticated multimodal large language models (MLLMs [30, 68]) are inclined to produce detailed captions describing rich details of visual objects. Meanwhile, these detailed captions often exhibit unique linguistic styles that differ from the references. Consequently, traditional metrics often experience a significant decline in performance when assessing those detailed captions due to the notable disparities in sentence length and word choice compared to the references.

To break through the above limitations, with the help of *Contrastive Language-Vision Pretraining* (CLIP) model [34], reference-free metrics CLIP-S [13] and PAC-S [37] are proposed by evaluating

the similarity between the given image and the candidate caption using CLIP. Specifically, CLIP projects the original images and sentences to a shared embedding space to calculate cosine similarity between two modalities. Though free of time-consuming human-annotated references and robust in both diverse descriptive styles and sentence lengths, it is often observed that CLIP-S and PAC-S fail to detect hallucinations in the caption, and small objects in the image, as shown in Fig. 1(b). This might be due to the fact that CLIP is trained on web-scale noisy image-text pairs [38], and learns global representations for the whole image and text, ignoring local cross-modality relations among image regions and text phrases [65]. Besides, this inherent characteristic renders them incapable of performing human-like interpretable evaluation capabilities to pinpoint concrete textual mistakes or identify semantic visual regions that may have been omitted.

In general, human experts typically evaluate the quality of image descriptions from two perspectives: *i) Correctness*. Are there any mistakes existing in the captions? If so, where do they occur? *ii) Completeness*. Has all visual content been well comprehensively described? What has been included and what has been left out?

Building on these analyses, in this paper, we propose a novel reference-free metric for IC which is closer to human judgment, named **Hierarchical Image Captioning Evaluation Score** (HICEScore, abbreviated to **HICE-S**) as shown in Fig. 2. Specifically, HICE-S is calculated by gathering the image-caption similarities globally and locally as follows. **For global evaluation**, we follow previous reference-free metrics and employ a pre-trained VL model to extract image and text representations and then compute global image-text similarity based on distances in the shared embedding space. **For local evaluation**, we first construct semantic image regions set and informative text phrases set to decompose the visual content and candidate captions, respectively. Subsequently, these two sets are used to measure local similarity by computing the description *completeness* of semantic regions (recall) and the *correctness* of text phrases (precision). Finally, HICE-S combines the global and local similarities as a fusion score for reference-free IC evaluation. Similar to previous reference-free metrics, HICE-S can also be easily extended to RefHICE-S when human references are provided. Except for image-text compatibility (ITC), RefHICE-S additionally computes hierarchical text-text compatibility (TTC) between references and captions. To evaluate the effectiveness of our proposed metric, we conduct extensive experiments on a series of benchmarks from different perspectives, including the correlation with human judgment, caption pairwise ranking, hallucination sensitivity, and system-level correlation.

Our main contributions can be summarized as follows.

- We proposed a novel hierarchical reference-free metric called HICE-S. It includes a global score for image-caption compatibility and a local score for region-phrase compatibility.
- Owing to the hierarchical designs, HICE-S provides an interpretable evaluation process that can pinpoint incorrect textual mistakes and present unmentioned visual regions.
- Extensive experiments on typical datasets demonstrate HICE-S achieves SOTA performance on diverse evaluation benchmarks including correlations with human judgments, caption pairwise ranking, and hallucination detection.

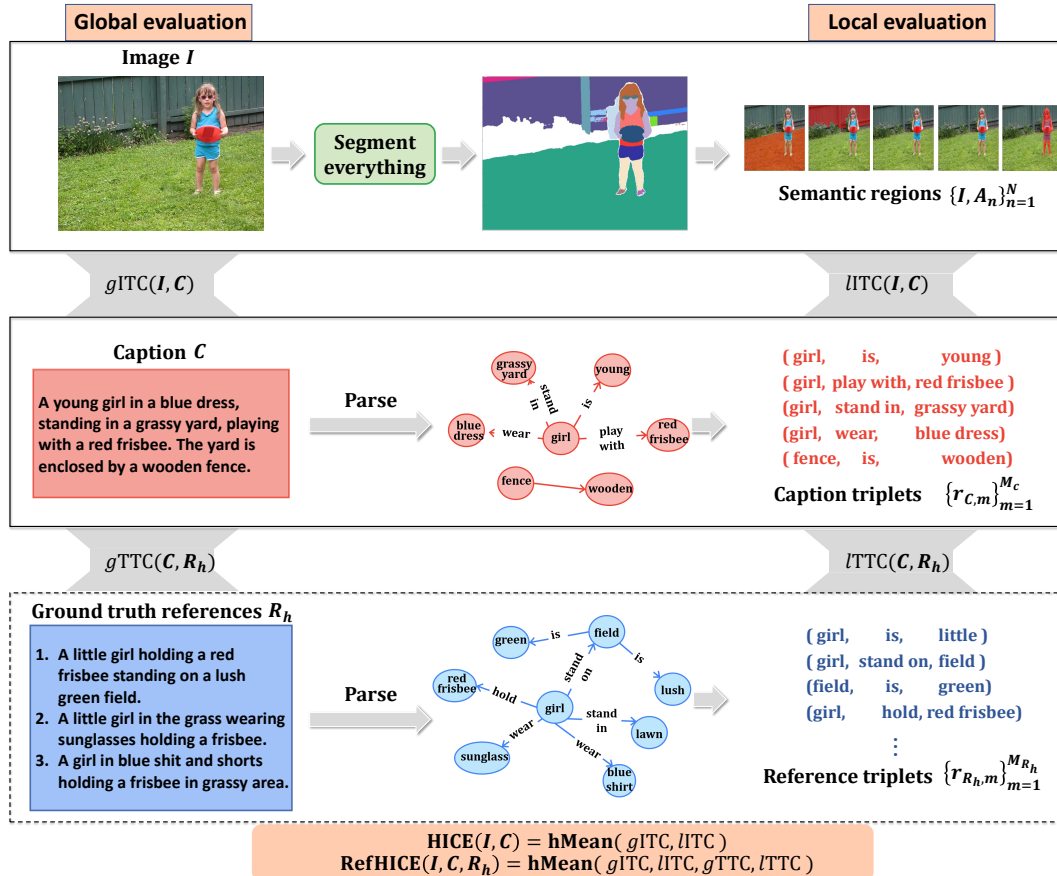


Figure 2: An illustration of our proposed HICEScore. Left: global image-caption compatibility  $gITC$  and reference-caption compatibility  $gTTC$ . Right: local image-caption compatibility  $lITC$  and reference-caption compatibility  $lTTC$

## 2 RELATED WORK

Image captioning evaluation methods can be roughly divided into two categories, reference-based and reference-free, according to whether a human-provided reference is available.

### 2.1 Reference-based metric

As references are provided, such as the MSCOCO dataset [29] containing five human-written annotations for every image, we can evaluate the IC performances by calculating the reference-caption similarity, *i.e.*, *text-text compatibility* (TTC). To this end, several *n-gram* matching-based metrics are proposed. Initially, these metrics were borrowed from language generation tasks, such as BLEU [33] and METEOR [6] from machine translation; ROUGE [28] from document summarization. Furthermore, CIDEr [47] and CIDEr-D [47] are tailored for IC task by leverage to TF-IDF assign higher weights on more informative *n-grams*. To overcome the limitations of these methods sensitive to *n-gram* overlap, which is neither necessary nor sufficient for the task of simulating human judgment, SPICE [4] and SoftSPICE [27] are proposed by considering the semantic propositional content defined over scene graphs.

Recently, with the advance of pre-trained large models, some researchers [10, 17, 19, 21, 23, 24, 56] proposed to conduct assessment

in the text-feature domain rather than the original word space. For instance, BERT-S [24] and its enhanced version BERT-S++ [56] use the pre-trained BERT [19] to transform word tokens into an embedding space for similarity calculation. Besides, ViLBERTScore [24] and TIGER [17] are proposed to incorporate visual information into TTC calculation. However, as shown in Fig.1, the above reference-based metrics have a performance degradation when assessing detailed captions, due to the large gap in sentence lengths and visual granularity compared to the brief references.

### 2.2 Reference-free metric

The aforementioned reference-based methods inevitably face that acquiring human-written references for various real-world applications can be prohibitively expensive [37, 42, 53, 67], and it is often insufficient to compare generated captions with even multiple references for each image [13]. As a result, there is a large gap remaining between reference-based metrics and human judgments [11, 20]. To solve this problem, reference-free metrics are proposed based on a large VL model CLIP [34], which is trained through the visual-language contrastive loss on a large web-scale image-text-paired dataset [38]. Specifically, CLIP-S [13] is the first reference-free IC metric by using pre-trained CLIP to calculate the image-caption

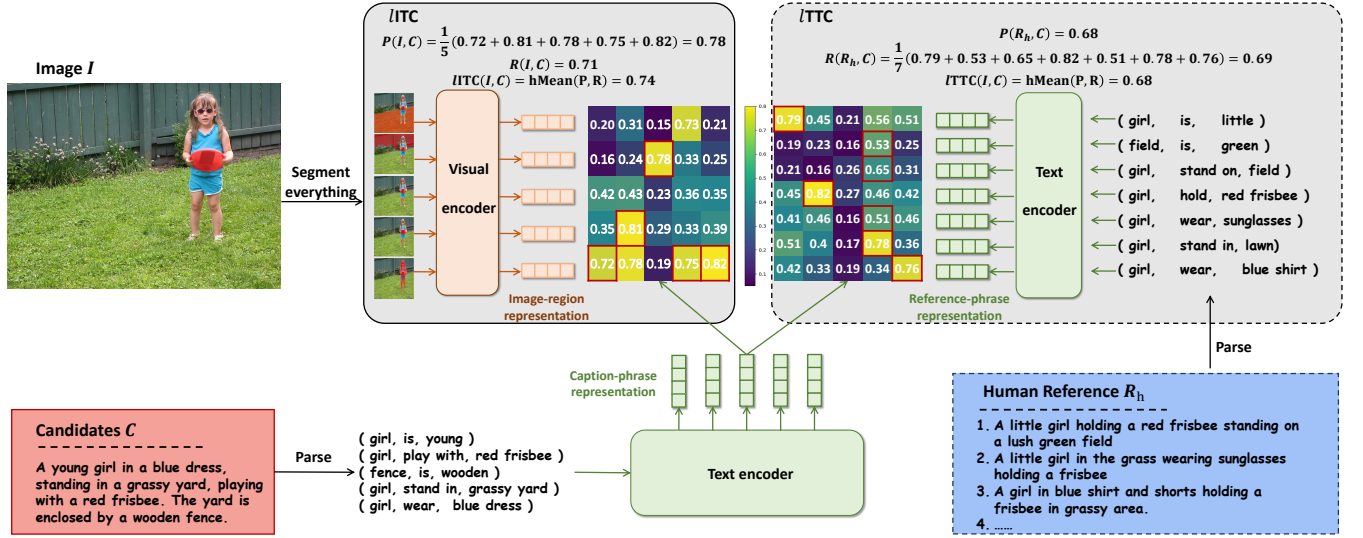


Figure 3: An illustration of local evaluation including  $IITC$  (left part, Eq. 6) and  $ITTC$  (right part, Eq. 9), where both the precision  $P$  and recall  $R$  are computed before obtaining the final fusion score through the harmonic mean  $\text{hMean}(\cdot, \cdot)$ .

similarity, i.e., *image-text compatibility* (ITC). To further enhance CLIP-S, PAC-S [37] proposes to finetune the CLIP with positive-augmented contrastive learning. Since CLIP-S and PAC-S employ the CLIP text encoder to obtain the sentence embeddings for the calculation of TTC, they can be extended to reference-based metrics by fusing the image-caption (ITC) and reference-caption (TTC) similarities, which are named RefCLIP-S and RefPAC-S, respectively. However, considering only the global evaluation which treats the image and the caption as a whole with CLIP model [34], CLIP-S [13] and PAC-S [37] fail to detect hallucination in the caption and they are not sensitive to visual details in the image. To address fine-grained evaluation, the InfoMetIC builds an object-token similarity score. Nevertheless, InfoMetIC is designed for regular brief captions where an object is typically described by a single token. To better represent local regions from detailed captions, our proposed HICE-S exploits a graph parser to decompose the descriptive texts into more informative local descriptions rather than a single word.

To provide a more human-correlated evaluation metric, HICE-S considers hierarchical image-text compatibility evaluation, showing a superior ability to assess whether the caption expresses full visual details. It enables HICE-S to perform better for both brief and detailed captions evaluations.

### 3 HIERARCHICAL IMAGE CAPTIONING EVALUATION

#### 3.1 Problem formulation and preliminaries

Given an image  $I$  and a candidate caption  $C$  for evaluation, our proposed reference-free metric HICE-S is developed for calculating a similarity score between them, denoted as  $\text{HICE}(I, C)$ . Following CLIP-S and PAC-S, we also present a reference-based version RefHICE( $I, C, R_h$ ) when human references  $R_h$  are available.

**Alpha-CLIP.** Compared with the vanilla CLIP [34] which is trained via global image-text contrastive learning, Alpha-CLIP [44]

is a region-aware enhanced CLIP with an auxiliary alpha channel. Specifically, the alpha channel takes a binary region mask as input to facilitate attention to specific regions. Thus, HICE-S steers Alpha-CLIP to evaluate region-text similarity, as:

$$\text{Alpha-CLIP}(I, A, C) = \cos(C_v(I, A), C_t(C)), \quad (1)$$

where  $A$  is the binary region mask fed into the alpha channel,  $C_v(\cdot)$ ,  $C_t(\cdot)$  are visual encoder and text encoder, respectively.  $\cos(\cdot, \cdot)$  denotes the cosine similarity.

#### 3.2 Hierarchical evaluation

Although achieving a human-like evaluation effect, the existing reference-free metrics only focus on the global representations of the whole image and text, but ignore the local relations among image regions and text phrases. As a result, they may ignore some visual details such as small objects. To overcome this limitation, as shown in Fig. 2, HICE-S is developed on a hierarchical structure with both global and local similarity evaluations. In practice, the reference-free HICE-S primarily focuses on ITC (image-text: between  $I$  and  $C$ ), while the reference-based RefHICE-S considers the combination of ITC and TTC (text-text: between  $R_h$  and  $C$ ), simultaneously.

##### 3.2.1 Global evaluation.

As in previous works [13, 37], we transform the image and text to the shared embedding space to compute similarity.

i) *Global ITC:* We use Alpha-CLIP visual encoder  $C_v(\cdot)$  and text encoder  $C_t(\cdot)$  to extract the features of image  $I$  and caption  $C$ , respectively. For feature extraction of the entire image, we utilize a full-one mask  $\tilde{A}$ . Then the global ITC can be calculated as

$$gITC(I, C) = \cos(C_v(I, \tilde{A}), C_t(C)). \quad (2)$$

ii) *Global TTC:* We use Alpha-CLIP text encoder  $C_t(\cdot)$  to obtain the similarity between human references  $R_h$  and the caption  $C$  as

$$gTTC(R_h, C) = \cos(C_t(R_h), C_t(C)). \quad (3)$$

### 3.2.2 Local evaluation.

For local evaluation, we firstly need to obtain local representations for images and texts, and then calculate their similarities. The illustration is shown in Fig. 3.

**Local representations.** We first utilize a pre-trained lightweight segmentation model and a textual graph parser to extract semantic visual regions and informative textual phrases. Then we feed them into the corresponding feature extractor  $C_v(\cdot)$  and  $C_t(\cdot)$  to obtain the local representations.

i) *Image-region representation set  $\mathcal{F}_I$ :* Recently, segment-anything models (SAM) [22, 61, 62] has shown powerful capabilities in zero-shot image segmentation field. Many recent works applied SAM to various image-related tasks like medical image analysis [31, 41, 64, 66], object detection [2, 12, 45], and 3D reconstruction [40]. In our work, we use its segment-everything mode to transform the original image to multiple semantic regions with corresponding binary region masks  $\{A_n\}_{n=1}^N$ , where  $N$  denotes the number of region masks. Then, the Alpha-CLIP visual encoder is employed to obtain the representation for image regions as  $f_{I,n} = C_v(I, A_n)$ , which can form a set of image-region representation as  $\mathcal{F}_I = \{f_{I,n}\}_{n=1}^N$ .

ii) *Text-phrase representation set  $\mathcal{F}_C$  for captions  $C$ ;  $\mathcal{F}_{R_h}$  for human references  $R_h$ :* Transforming the complete sentences to the text graph whose nodes are nouns while relations are verbs and preposition is effect for language understanding [27]. Motivated by this, given  $C$  (or  $R_h$ ), we use a textual scene graph parser to get a text graph having  $M_c$  (or  $M_h$ ) subject-predicate-object triplets  $\{r_{C,m}\}_{m=1}^{M_c}$  (or  $\{r_{R_h,m}\}_{m=1}^{M_h}$ ). Each triplet is equivalent to a short sentence, which is fed into the Alpha-CLIP text encoder to get the representation for these triplets as  $f_{C,m} = C_t(r_{C,m})$ ;  $f_{R_h,m} = C_t(r_{R_h,m})$ . Then, we obtain the sets of text-phrase representations for caption  $C$  as  $\mathcal{F}_C = \{f_{C,m}\}_{m=1}^{M_c}$ . for human references  $R_h$  as  $\mathcal{F}_{R_h} = \{f_{R_h,m}\}_{m=1}^{M_h}$ .

**Local-similarity evaluation.** The similarity between  $\mathcal{F}_I$  and  $\mathcal{F}_C$  for local ITC and  $\mathcal{F}_{R_h}$  and  $\mathcal{F}_C$  for local TTC are shown in Fig. 3. Concretely, we use the cosine similarity to get a pair-wise similarity matrix that denotes the similarity between any two elements from two sets. Then, we use the harmonic mean  $\text{hMean}$  of precision  $P$  and recall  $R$  to measure the similarity between two sets.

i) *Local ITC:* We calculate the harmonic mean of precision and recall scores between two sets  $\mathcal{F}_I$  and  $\mathcal{F}_C$  to get the local ITC as

$$P(I, C) = \frac{1}{M} \sum_{m=1}^M \max_{1 \leq n \leq N} \cos(f_{I,n}, f_{C,m}) \quad (4)$$

$$R(I, C) = \frac{1}{N} \sum_{n=1}^N \max_{1 \leq m \leq M_c} \cos(f_{I,n}, f_{C,m}) \quad (5)$$

$$ITC(I, C) = \text{hMean}(P(I, C), R(I, C)), \quad (6)$$

where precision  $P(I, C)$  represents the correctness of captions with respect to the images, while recall  $R(I, C)$  represents the completeness of captions which measures whether all semantic regions are well mentioned.

i) *Local TTC:* In a similar way, we derive the local TTC between two sets  $\mathcal{F}_{R_h}$  and  $\mathcal{F}_C$  through the harmonic mean of the precision

and recall scores, formulated as:

$$P(R_h, C) = \frac{1}{M_c} \sum_{m=1}^{M_c} \max_{1 \leq i \leq M_h} \cos(f_{R_h,i}, f_{C,m}) \quad (7)$$

$$R(R_h, C) = \frac{1}{M_h} \sum_{i=1}^{M_h} \max_{1 \leq m \leq M_c} \cos(f_{R_h,i}, f_{C,m}) \quad (8)$$

$$ITTC(R_h, C) = \text{hMean}(P(R_h, C), R(R_h, C)). \quad (9)$$

### 3.2.3 Reference-free metric: HICE-S.

Finally, after the combination of global and local evaluation from the ITC view, with  $gITC$  in (2),  $ITC$  in (6), and we introduce our proposed reference-free metric for IC as

$$\text{HICE}(I, C) = \text{hMean}(gITC, ITC), \quad (10)$$

### 3.2.4 Reference-based metric: RefHICE-S.

Similar to RefCLIP-S [13] and RefPAC-S [37] as extensions of CLIP-S and PAC-S, respectively, when the human-provided references  $R_h$  are available, we can present a reference-augmented version of HICE-S, *i.e.* RefHICE-S, which achieves higher correlation with human judgment. Specifically, we just need to further consider the global TTC score,  $gTTC$  in Eq. 3 and local TTC score  $ITTC$  in Eq. 9. Then, same as Eq.10 to calculate the harmonic mean of those four items, we have the RefHICE – S( $I, C, R_h$ ).

$$\text{RefHICE}(I, C, R_h) = \text{hMean}(gITC, ITC, gTTC, ITTC). \quad (11)$$

## 4 EXPERIMENTS

In this section, we conduct comprehensive experiments including *correlation with human judgments* in Sec. 4.2, *caption pairwise ranking* in Sec. 4.3, *object hallucination sensitivity* in Sec. 4.4, and *system-level correlation* in Sec. 4.5, to demonstrate the superiority of our proposed metrics HICE-S and RefHICE-S. Furthermore, we conduct ablation experiments and present some discussion to investigate the roles of each part in our metric.

### 4.1 Implementation details

Owing to the strong generalization capabilities of large models, HICE-S and RefHICE-S employ distinct pre-trained models to achieve different functionalities without further fine-tuning. We choose Alpha-CLIP-ViT-L/14 to compute global and local similarity for both ITC and TTC. In the local evaluation, we utilize a fast and lightweight segment-everything model mobileSAMv2 [62] to extract semantic image region masks. For the textual phrases extraction, we need to transform a sentence to several subject-predicate-object phrases, which is realized by TextGraphParser [27].

**Compared metrics.** Following previous works [13, 37], we mainly compare our metrics with three types of metrics, one for reference-based and one for reference-free. i) *n-grams-based metric* is the reference-based one including BLEU [33], METEOR [6], ROUGE [28], CIDEr [47], and SPICE [4]. ii) *embedding-based metric* is another type of the reference-based one including BERT-S [24], BERT-S++ [56], LEIC [10], TIGer [17], UMIC [23], ViLBERTScore [24], SoftSPICE [27], and MID [21]. iii) *CLIP-based metric* is recently proposed reference-free one including CLIP-S [13], PAC-S [37] and InfoMetIC [15] as well as their reference-based extension RefCLIP-S



	Flickr8k-Expert [14]		Flickr8k-CF [14]		Composite [1]	
	$\tau_b$	$\tau_c$	$\tau_b$	$\tau_c$	$\tau_b$	$\tau_c$
BLEU-1 [33]	32.2	32.3	17.9	9.3	29.0	31.3
BLEU-4 [33]	30.6	30.8	16.9	8.7	28.3	30.6
ROUGE [28]	32.1	32.3	19.9	8.7	30.0	32.4
METEOR [6]	41.5	41.8	22.2	11.5	36.0	38.9
CIDEr [47]	43.6	43.9	24.6	12.7	34.9	37.7
SPICE [4]	51.7	44.9	24.4	12.0	38.8	40.3
BERT-S [24]	-	39.2	22.8	-	-	30.1
LEIC [10]	46.6	-	29.5	-	-	-
BERT-S++ [56]	-	46.7	-	-	-	44.9
UMIC [23]	-	46.8	-	-	-	-
TIGEr [17]	-	49.3	-	-	-	45.4
ViLBERTScore [24]	-	50.1	-	-	-	52.4
SoftSPICE [27]	-	54.9	-	-	-	-
MID [21]	-	54.9	37.3	-	-	-
InfoMetIC [15]	-	54.2	36.3	-	-	59.2
CLIP-S [13]	51.1	51.2	34.4	17.7	49.8	53.8
PAC-S [37]	53.9	54.3	36.0	18.6	51.5	55.7
<b>HICE-S</b>	<u>55.9</u>	<u>56.4</u>	<u>37.2</u>	<u>19.2</u>	<u>53.1</u>	<u>57.9</u>
$\Delta$	<b>(+2.0)</b>	<b>(+2.1)</b>	<b>(+1.2)</b>	<b>(+0.6)</b>	<b>(+1.5)</b>	<b>(+2.2)</b>
RefCLIP-S [13]	52.6	53.0	36.4	18.8	51.2	55.4
RefPAC-S [37]	55.5	55.9	37.6	19.5	53.0	57.3
<b>RefHICE-S</b>	<u>57.2</u>	<u>57.7</u>	<u>38.2</u>	<u>19.8</u>	<u>53.9</u>	<u>58.7</u>
$\Delta$	<b>(+1.7)</b>	<b>(+1.8)</b>	<b>(+0.6)</b>	<b>(+0.3)</b>	<b>(+0.9)</b>	<b>(+1.4)</b>

**Table 1: Human judgment correlation scores on Flickr8k-Expert, Flickr8k-CF and Composite.**

and RefPAC-S. Our metric HICE-S belongs to the reference-free one and its reference-based extension is RefHICE-S.

## 4.2 Correlation with human judgments

Given an image-caption pair, this task is to see whether the scoring of the metric is consistent with the human scoring (often contains more than one person and takes average). To this end, we conduct the experiment on three widely adopted human judgment datasets Flickr8k-Expert, Flickr8k-CF, and Composite [1, 14]. Following previous approaches [13, 37], we compute both Kendall  $\tau_b$  and Kendall  $\tau_c$  correlation scores for each dataset.

**Dataset.** The *Flickr8k-Expert* [14] contains three expert human rating scores for each image-caption pair, with 5,664 images and 17k expert annotations in total. The evaluation scores range from 1 to 4 and the higher the better. The *Flickr8k-CF* [14] is collected from CrowdFlower [46] with 48k image-caption pairs. The assessment on Flickr8k-CF is binary where “yes” (“no”) represents that the candidate caption is (not) relevant to the image. Each image-caption pair has more than three scores. Following [13, 37], we use the mean proportion of “yes” annotations as the final score for each pair to compute the correlation with human judgments. The *Composite* [1] is composed of 12k human judgments with 3,995 images from Flickr8k [14] (997 images), Flickr30k [58] (991 images),

	HC	HI	HM	MM	Mean
length	51.7	52.3	63.6	49.6	54.3
BLEU-1 [33]	64.6	95.2	91.2	60.2	77.9
BLEU-4 [33]	60.3	93.1	85.7	57.0	74.0
ROUGE [28]	63.9	95.0	92.3	60.9	78.0
METEOR [6]	66.0	97.7	94.0	66.6	81.1
CIDEr [47]	66.5	97.9	90.7	65.2	80.1
BERT-S [24]	65.4	96.2	93.3	61.4	79.1
BERT-S++ [56]	65.4	98.1	96.4	60.3	80.1
TIGEr [17]	56.0	99.8	92.8	74.2	80.7
ViLBERTScore [24]	49.9	99.6	93.1	75.8	79.6
FAIEr [51]	59.7	<b>99.9</b>	92.7	73.4	81.4
MID [21]	67.0	99.7	97.4	76.8	85.2
InfoMetIC [15]	69.0	99.8	94.0	78.3	85.3
CLIP-S [13]	55.9	99.3	96.5	72.0	80.9
PAC-S [37]	60.6	99.3	96.9	72.9	82.4
<b>HICE-S</b>	<u>68.6</u>	<u>99.7</u>	<u>96.5</u>	<u>79.5</u>	<u>86.1</u>
$\Delta$	<b>(+8.6)</b>	<b>(+0.4)</b>	<b>(-0.4)</b>	<b>(+6.6)</b>	<b>(+3.7)</b>
RefCLIP-S [13]	64.9	99.5	95.5	73.3	83.3
RefPAC-S [37]	67.7	99.6	96.0	75.6	84.7
<b>RefHICE-S</b>	<u>71.4</u>	<u>99.7</u>	<u>97.7</u>	<u>79.7</u>	<u>87.3</u>
$\Delta$	<b>(+3.7)</b>	<b>(+0.1)</b>	<b>(+1.7)</b>	<b>(+4.1)</b>	<b>(+2.6)</b>

**Table 2: Accuracy results on the Pascal-50S dataset [47] obtained by averaging the scores over five random draws of reference captions. Detailed descriptions about HC, HI, HM and MM can be found in Sec. 4.3.**

and COCO [29] (2007 images). Each image-caption pair is evaluated with a human score, ranked from 1 to 5 where a higher score indicates the better matching between the caption and the image.

**Results.** Results on Flickr8k-Expert, Flickr8k-CF, and Composite are reported in Table 1. Our proposed metric achieves superior and comparable correlation results with human judgment compared to previous metrics. Specifically, on the Flickr8k-Expert, the **HICE-S** and **RefHICE-S** exhibit significant advantages over the SOTA score PAC-S [37] and RefPAC-S [37], with more than 1.5 points gained in terms of both  $\tau_b$  and  $\tau_c$ . On the Flickr8k-CF and Composite, our metrics also perform better than previous models, in particular under the reference-free scenarios.

## 4.3 Caption pairwise ranking

Given an image with two captions, this task is to see whether the caption preferred by metrics is consistent with the human choice.

**Dataset.** *Pascal-50S* [47] contains 1k images collected from UIUC PASCAL Sentence dataset [35] and 4k sentence pairs, which are split into four groups, two *correct* captions written by *human* (HC); one *incorrect* and one *correct* caption by *human* (HI); two correct captions with one written by *human* and the other one by *machine* (HM); two correct captions generated by *machine* (HM). Each caption pair has 48 human judgments about which one better matches the image. The vote is based on the principle of majority rule, while a random selection will be operated in case of the equal

Methods	M	C	CLIP-S	PAC-S	precision	recall	HICE-S
Brief Captions							
$\mathcal{M}^2$ Transformer [9]	28.7	127.9	0.605	0.806	0.536	0.516	0.539
VinVL [63]	31.1	140.9	0.627	0.821	0.540	0.545	0.553
BLIP-2 [25]	<b>32.4</b>	<b>144.2</b>	<b>0.635</b>	<b>0.829</b>	<b>0.551</b>	<b>0.557</b>	<b>0.568</b>
Detailed Captions							
LLaVA-1.6 [30]							
length=10	15.3	42.6	0.588	0.746	<b>0.518</b>	0.516	0.522
length=25	<b>19.8</b>	<b>35.6</b>	<b>0.603</b>	<b>0.748</b>	0.511	0.526	<b>0.535</b>
length=65	14.8	1.1	0.591	0.725	0.480	0.533	0.513
length=75	13.1	0.0	0.590	0.729	0.478	<b>0.536</b>	0.515

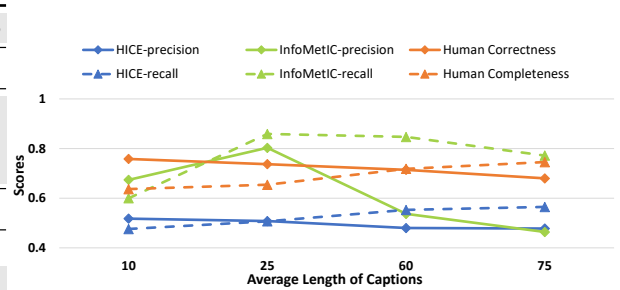
**Table 3: Different scores of previous SOTA captioning models on COCO testing dataset [29].**

	FOIL [39]	
	Acc. (1 Refs)	Acc. (4 Refs)
BLEU-1 [33]	65.7	85.4
BLEU-4 [33]	66.2	87.0
ROUGE [28]	54.6	70.4
METEOR [6]	70.1	82.0
CIDEr [47]	85.7	94.1
MID [21]	90.5	90.5
CLIP-S [13]	87.2	87.2
PAC-S [37]	89.9	89.9
<b>HICE-S</b>	<b>93.1</b>	<b>93.1</b>
$\Delta$	<b>(+3.2)</b>	<b>(+3.2)</b>
RefCLIP-S [13]	91.0	92.6
RefPAC-S [37]	93.7	94.9
<b>RefHICE-S</b>	<b>96.4</b>	<b>97.0</b>
$\Delta$	<b>(+2.7)</b>	<b>(+2.1)</b>

**Table 4: The accuracy results on the FOIL hallucination detection datasets [39] with one reference and four references, respectively.**

number of votes. Following [37], we compute the accuracy instead of correlation coefficients and select 5 references among the 48 human references to serve as ground truth to compute reference-based metrics (average over 5 random draws of references).

**Results.** In Table. 2, we provide the accuracy results. Obviously, under the reference-free scenarios, our proposed HICE-S outperforms SOTA metrics, CLIP-S[13] and PAC-S [37] by a large margin, about 3.7 points improvements on average accuracy of four categories, as shown in the “Mean” column. Even compared to reference-based scoring methods, our HICE-S metric is still in the lead with 6 points better than CIDEr [47], 2.8 points than RefCLIP-S [13] and 1.4 points higher than RefPAC-S [37]. Such an excellent performance can be attributed to the introduction of hierarchical evaluation designs, which are more in accordance with human criteria. Furthermore, our reference-based metric RefHICE-S also achieves superior accuracy results compared to previous methods.



**Figure 4: Precision and recall evaluation scores of HICE-S, InfoMetIC compared to human correctness and completeness scores. InfoMetIC scores are normalized from 0 to 1 for better view.**

#### 4.4 Object hallucination Sensitivity

As mentioned by Rohrbach in [36], current image captioning models are prone to generate objects that are not present in the images, *aka*, object hallucinations. Thus, it is critical to identify object hallucinations for IC evaluation

**Dataset.** FOIL dataset [39] contains 32k images from COCO validation set [29]. Each image is accompanied by a correct-foil caption pair, where the correct sentence is collected from the original COCO annotations [39] while the foil sentence is generated by replacing a noun with a similar but incorrect description. Following previous works [13, 37], the accuracy is derived as the percentage of higher scores assigned to the correct caption

**Results.** The results are available in Table 4 under both one reference-available case and four reference-available case [13, 37]. Note that since the reference-free methods do not use reference, the performance is the same between the two columns. It can be observed that our proposed HICE-S and RefHICE-S outperform the existing best metric PAC-S [37] with a large margin, especially for reference-free evaluation. For reference-based cases, the improvement of RefHICE-S on “1 Refs” is higher, which is more difficult than “4 Refs”, since reference is useful to find hallucinations [13, 37].

#### 4.5 System-level correlation

We also propose to evaluate the efficaciousness of HICE-S and RefHICE-S within image captioning models. Table 3 has shown the evaluation results on images from the COCO testing set [29] for both brief caption generations and detailed caption generations. The results about different evaluation metrics are exhibited, including BLEU-4 [33] (B@4), METEOR [6] (M), CIDEr [47] (C), CLIP-S [13], PAC-S [37], and our HICE-S.

For conventional brief caption evaluation, we assess the caption generations of some SOTA methods including  $\mathcal{M}^2$  Transformer [9], VinVL [63], and BLIP-2 [25]. As we can see, both reference-based metrics (METEOR, CIDEr) and reference-free metrics (CLIP-S, PAC-S, and our proposed HICE-S) can effectively evaluate the previous image captioning methods and identify the best captioning model.

For detailed caption evaluation, we leverage an advanced multi-modal large language model LLaVA-1.6 [30] to generate detailed captions of different caption lengths with a prompt template “describe the image scene in {length} words”. As we can see, CIDEr is



Figure 5: A Local evaluation example of HICE-S. *Left top* is the original image and detailed caption. *Left bottom* are the local text phrases and corresponding precision scores that measure the correctness of each phrase. Text phrases with scores lower than 0.5 are considered as **incorrect** phrases and larger than 0.5 as **correct**. *Right* are the semantic regions and corresponding recall scores that measure the completeness of the captions. Those semantic regions with scores lower than 0.5 are considered as **unmentioned**. For the **mentioned** regions, we have presented the matched text phrase with the highest local similarity.

		Flickr8k-Expert		Pascal-50S	FOIL
global	local	Kendall $\tau_b$	Kendall $\tau_c$	Acc.	Acc.(1 Ref)
✓	✗	52.3	53.1	82.1	90.7
✗	✓	54.6	54.4	84.8	92.0
✓	✓	55.9	56.4	86.1	93.1

Table 5: Ablation studies on Flickr8k-Expert dataset [14], Pascal-50S [47] and FOIL dataset [39]. *global* and *local* denote global and local evaluation, respectively.

unable to assess captions whose lengths are larger than 65 words, presenting nearly zero scores. HICE-S in Table. 3 has shown that the longer the caption, the lower the precision score, and conversely, the higher the recall score. This demonstrates that although longer captions can express more visual content, they often tend to introduce more errors and hallucinations. To further explore the correlation with human judgments, we invite 5 human experts to assess the LLaVA captions from both correctness and completeness perspectives. Fig.4 has shown the comparison results between human assessment, HICE local assessment and another fine-grained evaluation metric InfoMetIC. The higher correlation results demonstrate the effectiveness of our proposed hierarchical evaluation.

#### 4.6 Ablation study and discussion

To further investigate the roles of each part in our proposed metric, we conduct the ablation experiments on Flickr8k-Expert [14], Pascal-50S [47] and FOIL [39].

**Hierarchical evaluation.** The first row of Table 5 displays the performance results of the individual global evaluation, while the second row shows the individual local evaluation results. The third row presents the combined results of global and local evaluations. When adopting a hierarchical evaluation, there is significant performance improvements on Flickr8k-Expert, Pascal-50S, and FOIL. Finally, our HICE-S achieves the SOTA results on all datasets by hierarchical evaluation.

**Interpretable evaluation process.** As presented in Fig. 5, HICE-S can perform human-like interpretable evaluation process. For correctness evaluation, HICE-S can effectively recognize correct phrases and incorrect phrases that are not included in the image content. For completeness evaluation, HICE-S can also identify the mentioned region and match textual phrases.

## 5 CONCLUSION

In this paper, we propose a novel reference-free metric for image captioning evaluation, dubbed HICE-S. We introduce a hierarchical evaluation design, which includes the global evaluation, built on the image-level and the sentence-level representations, and the local evaluation, based on the region-level and the phrase-level features. The combination of global evaluation and local evaluation renders our HICE-S more sensitive to object hallucination and minor errors. Extensive experiments demonstrate that our proposed HICE-S and the reference-based RefHICE-S are superior to all previous metrics including reference-free and reference-based methods on correlations with human judgments, caption pairwise ranking, and hallucination detection.



## 6 ACKNOWLEDGEMENTS

This work was supported in part by the National Natural Science Foundation of China under Grant U21B2006; in part by Shaanxi Youth Innovation Team Project; in part by the Fundamental Research Funds for the Central Universities QTZX24003 and QTZX22160; in part by the 111 Project under Grant B18039;

## REFERENCES

- [1] Somak Aditya, Yezhou Yang, Chitta Baral, Cornelia Fermuller, and Yiannis Aloimonos. 2015. From images to sentences through scene description graphs using commonsense reasoning and knowledge. *arXiv preprint arXiv:1511.03292* (2015).
- [2] Mohsen Ahmadi, Ahmad Gholizadeh Lonbar, Abbas Sharifi, Ali Tarlani Beris, Mohammadsadegh Nouri, and Amir Sharifzadeh Javidi. 2023. Application of segment anything model for civil infrastructure defect assessment. *arXiv preprint arXiv:2304.12600* (2023).
- [3] Fatih Gagatay Akyon, Sinan Onur Altinuc, and Alptekin Temizel. 2022. Slicing Aided Hyper Inference and Fine-tuning for Small Object Detection. *2022 IEEE International Conference on Image Processing (ICIP)* (2022), 966–970. <https://doi.org/10.1109/ICIP46576.2022.9897990>
- [4] Peter Anderson, Basura Fernando, Mark Johnson, and Stephen Gould. 2016. Spice: Semantic propositional image caption evaluation. In *Computer Vision–ECCV 2016: 14th European Conference, Amsterdam, The Netherlands, October 11–14, 2016, Proceedings, Part V 14*. Springer, 382–398.
- [5] Peter Anderson, Xiaodong He, Chris Buehler, Damien Teney, Mark Johnson, Stephen Gould, and Lei Zhang. 2018. Bottom-up and top-down attention for image captioning and visual question answering. In *Proceedings of the IEEE conference on computer vision and pattern recognition*. 6077–6086.
- [6] Satantjeet Banerjee and Alon Lavie. 2005. METEOR: An automatic metric for MT evaluation with improved correlation with human judgments. In *Proceedings of the acl workshop on intrinsic and extrinsic evaluation measures for machine translation and/or summarization*. 65–72.
- [7] Özkan Çaylı, Burak Makav, Volkan Kılıç, and Aytuğ Onan. 2021. Mobile application based automatic caption generation for visually impaired. In *Intelligent and Fuzzy Techniques: Smart and Innovative Solutions: Proceedings of the INFUS 2020 Conference, Istanbul, Turkey, July 21–23, 2020*. Springer, 1532–1539.
- [8] Yangyu Chen, Weigang Zhang, Shuhui Wang, Liang Li, and Qingming Huang. 2018. Saliency-based spatiotemporal attention for video captioning. In *2018 IEEE fourth international conference on multimedia big data (BigMM)*. IEEE, 1–8.
- [9] Marcella Cornia, Matteo Stefanini, Lorenzo Baraldi, and Rita Cucchiara. 2020. Meshed-memory transformer for image captioning. In *Proceedings of the IEEE/CVF conference on computer vision and pattern recognition*. 10578–10587.
- [10] Yin Cui, Guandao Yang, Andreas Veit, Xun Huang, and Serge Belongie. 2018. Learning to evaluate image captioning. In *Proceedings of the IEEE conference on computer vision and pattern recognition*. 5804–5812.
- [11] Desmond Elliott and Frank Keller. 2014. Comparing automatic evaluation measures for image description. In *Proceedings of the 52nd Annual Meeting of the Association for Computational Linguistics (Volume 2: Short Papers)*. 452–457.
- [12] Dongsheng Han, Chaoning Zhang, Yu Qiao, Maryam Qamar, Yuna Jung, Seungkyu Lee, Sung-Ho Bae, and Choong Seon Hong. 2023. Segment anything model (sam) meets glass: Mirror and transparent objects cannot be easily detected. *arXiv preprint arXiv:2305.00278* (2023).
- [13] Jack Hessel, Ari Holtzman, Maxwell Forbes, Ronan Le Bras, and Yejin Choi. 2021. Clipscore: A reference-free evaluation metric for image captioning. *arXiv preprint arXiv:2104.08718* (2021).
- [14] Micah Hodosh, Peter Young, and Julia Hockenmaier. 2013. Framing image description as a ranking task: Data, models and evaluation metrics. *Journal of Artificial Intelligence Research* 47 (2013), 853–899.
- [15] Anwen Hu, Shizhe Chen, Liang Zhang, and Qin Jin. 2023. InfoMetIC: An Informative Metric for Reference-free Image Caption Evaluation. *arXiv preprint arXiv:2305.06002* (2023).
- [16] Jia Cheng Hu, Roberto Cavicchioli, and Alessandro Capotondi. 2022. Expansion-net v2: Block static expansion in fast end to end training for image captioning. *arXiv preprint arXiv:2208.06551* (2022).
- [17] Ming Jiang, Qiuyuan Huang, Lei Zhang, Xin Wang, Pengchuan Zhang, Zhe Gan, Jana Diesner, and Jianfeng Gao. 2019. TIGER: Text-to-Image Grounding for Image Caption Evaluation. In *Proceedings of the 2019 Conference on Empirical Methods in Natural Language Processing and the 9th International Joint Conference on Natural Language Processing (EMNLP-IJCNLP)*. Hong Kong, China, 2141–2152.
- [18] Andrej Karpathy and Li Fei-Fei. 2015. Deep visual-semantic alignments for generating image descriptions. In *Proceedings of the IEEE conference on computer vision and pattern recognition*. 3128–3137.
- [19] Jacob Devlin Ming-Wei Chang Kenton and Lee Kristina Toutanova. 2019. Bert: Pre-training of deep bidirectional transformers for language understanding. In *Proceedings of naacl-HLT, Vol. 1*. 2.
- [20] Mert Kilickaya, Aykut Erdem, Nazli Ikizler-Cinbis, and Erkut Erdem. 2016. Re-evaluating automatic metrics for image captioning. *arXiv preprint arXiv:1612.07600* (2016).
- [21] Jin-Hwa Kim, Yunji Kim, Jiyoung Lee, Kang Min Yoo, and Sang-Woo Lee. 2022. Mutual information divergence: A unified metric for multimodal generative models. *Advances in Neural Information Processing Systems* 35 (2022), 35072–35086.
- [22] Alexander Kirillov, Eric Mintun, Nikhila Ravi, Hanzi Mao, Chloe Rolland, Laura Gustafson, Tete Xiao, Spencer Whitehead, Alexander C Berg, Wan-Yen Lo, et al. 2023. Segment anything. In *Proceedings of the IEEE/CVF International Conference on Computer Vision*. 4015–4026.
- [23] Hwanhee Lee, Seunghyun Yoon, Franck Dernoncourt, Trung Bui, and Kyomin Jung. 2021. UMIC: An unreference metric for image captioning via contrastive learning. *arXiv preprint arXiv:2106.14019* (2021).
- [24] Hwanhee Lee, Seunghyun Yoon, Franck Dernoncourt, Doo Soon Kim, Trung Bui, and Kyomin Jung. 2020. Vilbertscore: Evaluating image caption using vision-and-language bert. In *Proceedings of the First Workshop on Evaluation and Comparison of NLP Systems*. 34–39.
- [25] Junnan Li, Dongxu Li, Silvio Savarese, and Steven Hoi. 2023. BliP-2: Bootstrapping language-image pre-training with frozen image encoders and large language models. *arXiv preprint arXiv:2301.12597* (2023).
- [26] Junnan Li, Dongxu Li, Caiming Xiong, and Steven Hoi. 2022. BliP: Bootstrapping language-image pre-training for unified vision-language understanding and generation. In *International Conference on Machine Learning*. PMLR, 12888–12900.
- [27] Zhuang Li, Yuyang Chai, Terry Zhuo Yue, Lizhen Qu, Gholamreza Haffari, Fei Li, Donghong Ji, and Quan Hung Tran. 2023. FACTUAL: A Benchmark for Faithful and Consistent Textual Scene Graph Parsing. *arXiv preprint arXiv:2305.17497* (2023).
- [28] Chin-Yew Lin and Franz Josef Och. 2004. Orange: a method for evaluating automatic evaluation metrics for machine translation. In *COLING 2004: Proceedings of the 20th International Conference on Computational Linguistics*. 501–507.
- [29] Tsung-Yi Lin, Michael Maire, Serge Belongie, James Hays, Pietro Perona, Deva Ramanan, Piotr Dollár, and C Lawrence Zitnick. 2014. Microsoft coco: Common objects in context. In *European conference on computer vision*. Springer, 740–755.
- [30] Haotian Liu, Chunyuan Li, Qingyang Wu, and Yong Jae Lee. 2024. Visual instruction tuning. *Advances in neural information processing systems* 36 (2024).
- [31] Jun Ma, Yuting He, Feifei Li, Lin Han, Chenyu You, and Bo Wang. 2024. Segment anything in medical images. *Nature Communications* 15, 1 (2024), 654.
- [32] Jonghwan Mun, Minsu Cho, and Bohyung Han. 2017. Text-guided attention model for image captioning. In *Proceedings of the AAAI conference on artificial intelligence*, Vol. 31.
- [33] Kishore Papineni, Salim Roukos, Todd Ward, and Wei-Jing Zhu. 2002. Bleu: a method for automatic evaluation of machine translation. In *Proceedings of the 40th annual meeting of the Association for Computational Linguistics*. 311–318.
- [34] Alec Radford, Jong Wook Kim, Chris Hallacy, Aditya Ramesh, Gabriel Goh, Sandhini Agarwal, Girish Sastry, Amanda Askell, Pamela Mishkin, Jack Clark, et al. 2021. Learning transferable visual models from natural language supervision. In *International conference on machine learning*. PMLR, 8748–8763.
- [35] Cyrus Rashtchian, Peter Young, Micah Hodosh, and Julia Hockenmaier. 2010. Collecting image annotations using amazon’s mechanical turk. In *Proceedings of the NAACL HLT 2010 workshop on creating speech and language data with Amazon’s Mechanical Turk*. 139–147.
- [36] Anna Rohrbach, Lisa Anne Hendricks, Kaylee Burns, Trevor Darrell, and Kate Saenko. 2018. Object hallucination in image captioning. *arXiv preprint arXiv:1809.02156* (2018).
- [37] Sara Sarto, Manuele Barraco, Marcella Cornia, Lorenzo Baraldi, and Rita Cucchiara. 2023. Positive-Augmented Contrastive Learning for Image and Video Captioning Evaluation. In *Proceedings of the IEEE/CVF Conference on Computer Vision and Pattern Recognition*. 6914–6924.
- [38] Christoph Schuhmann, Richard Vencu, Romain Beaumont, Robert Kaczmarczyk, Clayton Mullis, Aarush Katta, Theo Coombes, Jenia Jitsev, and Aran Komatsuzaki. 2021. Laion-400m: Open dataset of clip-filtered 400 million image-text pairs. *arXiv preprint arXiv:2111.02114* (2021).
- [39] Ravi Shekhar, Sandro Pezzelle, Yauhen Klimovich, Aurélie Herbelot, Moin Nabi, Enver Sangineto, and Raffaella Bernardi. 2017. Foil it! find one mismatch between image and language caption. *arXiv preprint arXiv:1705.01359* (2017).
- [40] Qiuhong Shen, Xingyi Yang, and Xinchao Wang. 2023. Anything-3d: Towards single-view anything reconstruction in the wild. *arXiv preprint arXiv:2304.10261* (2023).
- [41] Peilun Shi, Jianing Qiu, Sai Mu Dalike Abaxi, Hao Wei, Frank P-W Lo, and Wu Yuan. 2023. Generalist vision foundation models for medical imaging: A case study of segment anything model on zero-shot medical segmentation. *Diagnostics* 13, 11 (2023), 1947.
- [42] Yaya Shi, Xu Yang, Haiyang Xu, Chunfeng Yuan, Bing Li, Weiming Hu, and Zheng-Jun Zha. 2022. EMScore: Evaluating video captioning via coarse-grained and fine-grained embedding matching. In *Proceedings of the IEEE/CVF Conference on Computer Vision and Pattern Recognition*. 17929–17938.

- [43] Jianqiao Sun, Yudi Su, Hao Zhang, Ziheng Cheng, Zequun Zeng, Zhengjue Wang, Bo Chen, and Xin Yuan. 2024. SnapCap: Efficient Snapshot Compressive Video Captioning. *arXiv preprint arXiv:2401.04903* (2024).
- [44] Zeyi Sun, Ye Fang, Tong Wu, Pan Zhang, Yuhang Zang, Shu Kong, Yuanjun Xiong, Dahua Lin, and Jiaqi Wang. 2023. Alpha-CLIP: A clip model focusing on wherever you want. *arXiv preprint arXiv:2312.03818* (2023).
- [45] Lv Tang, Haoke Xiao, and Bo Li. 2023. Can sam segment anything? when sam meets camouflaged object detection. *arXiv preprint arXiv:2304.04709* (2023).
- [46] Chris Van Pelt and Alex Sorokin. 2012. Designing a scalable crowdsourcing platform. In *Proceedings of the 2012 ACM SIGMOD International Conference on Management of Data*. 765–766.
- [47] Ramakrishna Vedantam, C Lawrence Zitnick, and Devi Parikh. 2015. Cider: Consensus-based image description evaluation. In *Proceedings of the IEEE conference on computer vision and pattern recognition*. 4566–4575.
- [48] Subhashini Venugopalan, Marcus Rohrbach, Jeffrey Donahue, Raymond Mooney, Trevor Darrell, and Kate Saenko. 2015. Sequence to sequence-video to text. In *Proceedings of the IEEE international conference on computer vision*. 4534–4542.
- [49] Oriol Vinyals, Alexander Toshev, Samy Bengio, and Dumitru Erhan. 2015. Show and tell: A neural image caption generator. In *Proceedings of the IEEE conference on computer vision and pattern recognition*. 3156–3164.
- [50] Cheng Wang, Haojin Yang, Christian Bartz, and Christoph Meinel. 2016. Image captioning with deep bidirectional LSTMs. In *Proceedings of the 24th ACM international conference on Multimedia*. 988–997.
- [51] Sijin Wang, Ziwei Yao, Ruiping Wang, Zhongqin Wu, and Xilin Chen. 2021. Failer: Fidelity and adequacy ensured image caption evaluation. In *Proceedings of the IEEE/CVF Conference on Computer Vision and Pattern Recognition*. 14050–14059.
- [52] Yiyu Wang, Jungang Xu, and Yingfei Sun. 2022. End-to-end transformer based model for image captioning. In *Proceedings of the AAAI Conference on Artificial Intelligence*, Vol. 36. 2585–2594.
- [53] Yujia Xie, Luowei Zhou, Xiyang Dai, Lu Yuan, Nguyen Bach, Ce Liu, and Michael Zeng. 2022. Visual clues: Bridging vision and language foundations for image paragraph captioning. *Advances in Neural Information Processing Systems* 35 (2022), 17287–17300.
- [54] Kelvin Xu, Jimmy Ba, Ryan Kiros, Kyunghyun Cho, Aaron Courville, Ruslan Salakhudinov, Rich Zemel, and Yoshua Bengio. 2015. Show, attend and tell: Neural image caption generation with visual attention. In *International conference on machine learning*. PMLR, 2048–2057.
- [55] Zichao Yang, Xiaodong He, Jianfeng Gao, Li Deng, and Alex Smola. 2016. Stacked attention networks for image question answering. In *Proceedings of the IEEE conference on computer vision and pattern recognition*. 21–29.
- [56] Yanzhi Yi, Hangyu Deng, and Jinglu Hu. 2020. Improving image captioning evaluation by considering inter references variance. In *Proceedings of the 58th Annual Meeting of the Association for Computational Linguistics*. 985–994.
- [57] Quanzeng You, Hailin Jin, Zhaowen Wang, Chen Fang, and Jiebo Luo. 2016. Image captioning with semantic attention. In *Proceedings of the IEEE conference on computer vision and pattern recognition*. 4651–4659.
- [58] Peter Young, Alice Lai, Micah Hodosh, and Julia Hockenmaier. 2014. From image descriptions to visual denotations: New similarity metrics for semantic inference over event descriptions. *Transactions of the Association for Computational Linguistics* 2 (2014), 67–78.
- [59] Zequun Zeng, Yan Xie, Hao Zhang, Chiyu Chen, Bo Chen, and Zhengjue Wang. 2024. MeaCap: Memory-Augmented Zero-shot Image Captioning. In *Proceedings of the IEEE/CVF Conference on Computer Vision and Pattern Recognition*. 14100–14110.
- [60] Zequun Zeng, Hao Zhang, Ruiying Lu, Dongsheng Wang, Bo Chen, and Zhengjue Wang. 2023. Conzic: Controllable zero-shot image captioning by sampling-based polishing. In *Proceedings of the IEEE/CVF Conference on Computer Vision and Pattern Recognition*. 23465–23476.
- [61] Chaoning Zhang, Dongshen Han, Yu Qiao, Jung Uk Kim, Sung-Ho Bae, Seungkyu Lee, and Choong Seon Hong. 2023. Faster segment anything: Towards lightweight sam for mobile applications. *arXiv preprint arXiv:2306.14289* (2023).
- [62] Chaoning Zhang, Dongshen Han, Sheng Zheng, Jinwoo Choi, Tae-Ho Kim, and Choong Seon Hong. 2023. Mobilesamv2: Faster segment anything to everything. *arXiv preprint arXiv:2312.09579* (2023).
- [63] Pengchuan Zhang, Xiujuan Li, Xiaowei Hu, Jianwei Yang, Lei Zhang, Lijuan Wang, Yejin Choi, and Jianfeng Gao. 2021. Vinvl: Revisiting visual representations in vision-language models. In *Proceedings of the IEEE/CVF conference on computer vision and pattern recognition*. 5579–5588.
- [64] Yichi Zhang and Rushi Jiao. 2023. How segment anything model (SAM) boost medical image segmentation? *arXiv preprint arXiv:2305.03678* (2023).
- [65] Yiyu Zhong, Jianwei Yang, Pengchuan Zhang, Chunyuan Li, Noel Codella, Lianian Harold Li, Luowei Zhou, Xiyang Dai, Lu Yuan, Yin Li, et al. 2022. Regionclip: Region-based language-image pretraining. In *Proceedings of the IEEE/CVF Conference on Computer Vision and Pattern Recognition*. 16793–16803.
- [66] Tao Zhou, Yizhe Zhang, Yi Zhou, Ye Wu, and Chen Gong. 2023. Can sam segment polyps? *arXiv preprint arXiv:2304.07583* (2023).
- [67] Deyao Zhu, Jun Chen, Kilicbek Haydarov, Xiaoqian Shen, Wenxuan Zhang, and Mohamed Elhoseiny. 2023. Chatgpt asks, blip-2 answers: Automatic questioning

Model	Flickr8k-Expert		Pascal-50S	FOIL
	Kendall $\tau_b$	Kendall $\tau_c$	Acc.	Acc.(1 Ref)
YOLOv8	53.9	55.2	84.5	92.0
MobileSAMv2	<b>55.9</b>	<b>56.4</b>	<b>86.1</b>	<b>93.1</b>

**Table 6: Ablation studies of semantic visual regions extractor.**

- towards enriched visual descriptions. *arXiv preprint arXiv:2303.06594* (2023).
- [68] Deyao Zhu, Jun Chen, Xiaoqian Shen, Xiang Li, and Mohamed Elhoseiny. 2023. Minigt-4: Enhancing vision-language understanding with advanced large language models. *arXiv preprint arXiv:2304.10592* (2023).

## A MORE IMPLEMENTATION DETAILS

In this section, we introduce more implementation details about each module of our proposed HICE-S.

**Image region generation.** A single image typically contains numerous visual concepts, distributed throughout various local regions of the image. To extract local visual representation, previous metrics [15, 24] utilize an off-the-shelf detector to acquire objects bounding boxes in the image. However, the rectangular bounding boxes include undesired background information in that most objects have irregular boundaries. To better represent local visual concepts, we leverage a segmentation model to obtain exact semantic regions. Recently, the advent of the segment-anything (SAM) model has been a prominent milestone for general image segmentation owing to powerful zero-shot capabilities. SAM addresses two practical yet challenging segmentation tasks: segment anything (SegAny), which utilizes a certain point to predict the mask for a single object of interest and segment everything (SegEvery), which predicts the masks for all objects on the image. To conduct fast and comprehensive image segmentation, we choose MobileSAMv2 [62] which is a lightweight SAM model designed for fast SegEvery mode. To extract semantic visual regions, we leverage MobileSAMv2 to extract region masks  $\{A_n\}_{n=1}^N$  to represent different local visual concepts. For better model relationships between objects in the image, we utilize a full-one mask  $\tilde{A}$  to represent the whole image. Finally, we get a region mask set  $(\{A_n\}_{n=1}^N, \tilde{A})$  to hierarchically represent the original image. To compare mobileSAMv2 with the conventional detector, we also tried another alternative region mask generator YOLOv8 [3]. Comparison results are shown in Table. 6. It is observed that mobileSAMv2 is superior than YOLOv8, indicating the effectiveness of the current design.

**Text phrase generation.** A complete caption sentence usually contains multiple entities and relationships between them, where each entity represents an instance in the image. Thus we use a frozen TextGraphParser [27] to extract a textual scene graph from captions and references as shown in Fig.2 in the main paper. The textual scene graph contains several subject-predicate-object triplets, where the subject and object are entities existing in the image. Each triplet usually represents a specific local image region. Then we transform the triplet into a short phrase in the form of a “subject predicate object”. For example, we transform the “(man, with, bike)” into a short description “man with bike.” To conduct local evaluation, we can calculate the IITC between image regions and cation

phrases. Meanwhile,  $ITTC$  are computed between caption phrases and reference phrases.

Fig. 6 has shown more qualitative examples for image region generation and text phrase generation.

## B HUMAN EVALUATION

We invite 5 human experts to assess the detailed captions from two perspectives: correctness and completeness. Specifically, we give human experts an image and a candidate LLaVa caption each time and require them to provide an evaluation score. The evaluation scores range from 1 to 4. Concrete instructions are as follows:

**Correctness.** Correctness is a metric to evaluate whether the captions contain mistakes or unrelated hallucinations. Specific instruction is:

*We would like to evaluate the correctness of the captions. The evaluation scores range from 1 to 4, where 1 indicates all the content*

*of the candidate caption is unrelated to the image and 4 means the candidate description is accurate and has no mistakes.*

**Completeness.** Completeness is a metric to evaluate whether all concepts that appear in the image are included in the description. Specific instruction is:

*We would like to evaluate the completeness of the descriptions. The evaluation scores range from 1 to 4, where 1 indicates the caption contains no visual concepts from the image, and 4 means that the caption includes all critical visual details and is comprehensive enough to represent all image content.*

The whole human evaluation involves 5000 images from the MSCOCO Karpathy-split test subset with each image having 4 candidate LLaVa captions. The sentence lengths of 4 LLaVa captions are 10, 25, 60, and 75. Generally, longer captions contain more visual details. HICE's correlation with human evaluation results is shown in Sec. 4.5 system-level correlation.

accepted 21 July 2024

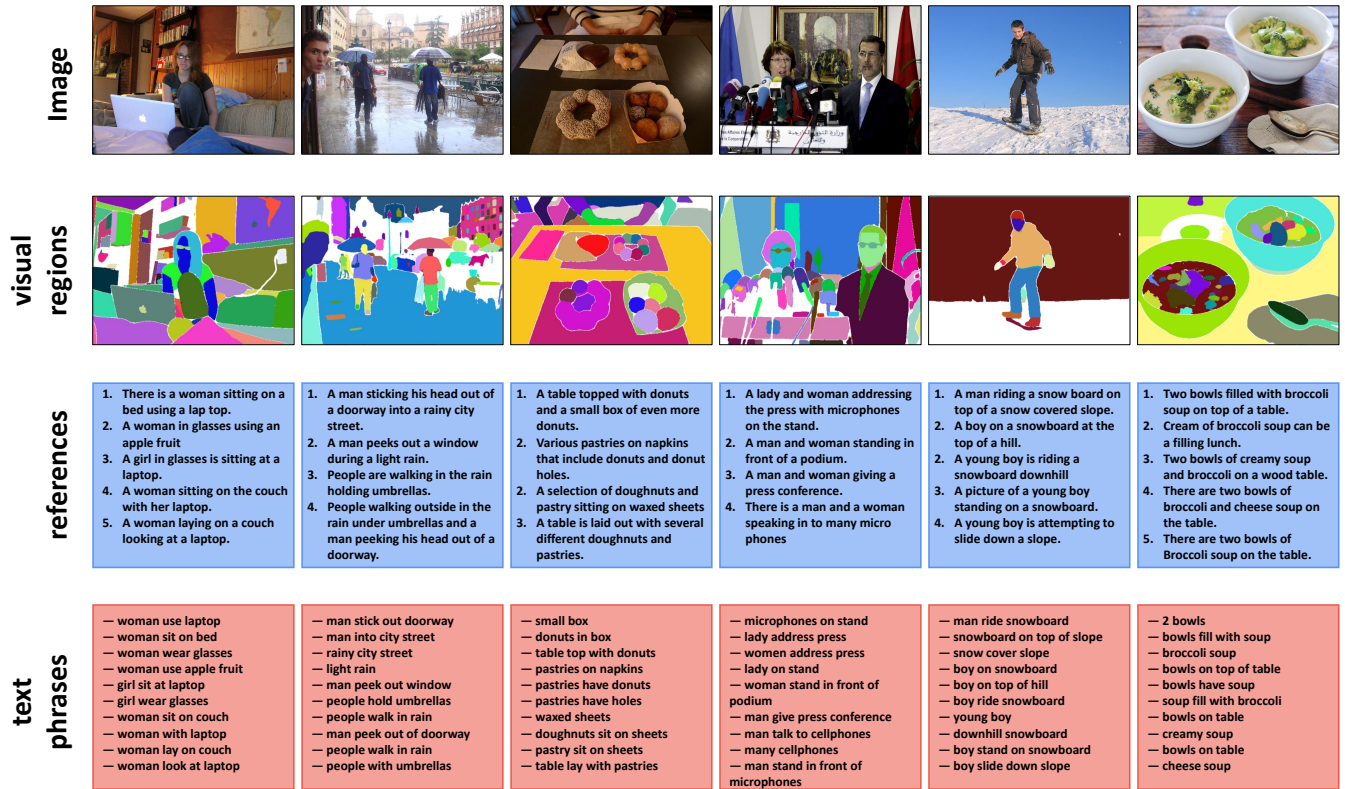


Figure 6: More qualitative examples.