

Who Wins Ethereum Block Building Auctions and Why?

Burak Öz¹, Danning Sui², Thomas Thiery³, and Florian Matthes¹

¹*Technical University of Munich, Garching, Germany*

²*Flashbots, San Francisco, CA, USA*

³*Ethereum Foundation, Lisbon, Portugal*

Abstract

The MEV-Boost block auction contributes approximately 90% of all Ethereum blocks. Between October 2023 and March 2024, only three builders produced 80% of them, highlighting the concentration of power within the block builder market. To foster competition and preserve Ethereum’s decentralized ethos and censorship-resistance properties, understanding the dominant players’ competitive edges is essential.

In this paper, we identify features that play a significant role in builders’ ability to win blocks and earn profits by conducting a comprehensive empirical analysis of MEV-Boost auctions over a six-month period. We reveal that block market share positively correlates with order flow diversity, while profitability correlates with access to order flow from Exclusive Providers, such as integrated searchers and external providers with exclusivity deals. Additionally, we show a positive correlation between market share and profit margin among the top ten builders, with features such as exclusive signal, non-atomic arbitrages, and Telegram bot flow strongly correlating with both metrics. This highlights a “chicken-and-egg” problem where builders need differentiated order flow to profit, but only receive such flow if they have a significant market share. Overall, this work provides an in-depth analysis of the key features driving the builder market towards centralization and offers valuable insights for designing further iterations of Ethereum block auctions, preserving Ethereum’s censorship resistance properties.

1 Introduction

Ethereum blockchain grows by one block every 12 seconds if the block proposal slot is not missed. The consensus specifications [48] expect the selected consensus participant, the *validator*, to build a block and propose it to the rest of the network. However, nearly 90% [84] of all new blocks are produced via the MEV-Boost [21] block building auction, which is a Proposer-Builder Separation (PBS) [35] implementation. In this mechanism, the proposer acts as an auctioneer, selling their block building rights, while a set of out-of-protocol entities, referred to as *builders*, compete by sending bids to intermediaries known as *relays*. The proposed MEV-Boost block is signed by the respective proposer, while the payload is constructed by the winning builder. By separating block proposing and building tasks, MEV-Boost aims to avoid validator centralization caused by the sophistication of running complex strategies to extract Maximal Extractable Value (MEV) [59].

As an out-of-protocol instantiation of PBS, MEV-Boost preserves decentralization on the consensus layer as validators have uniform access to MEV rewards [55]. However, it concentrates power within the builder market due to economies of scale. Between October 2023 and March 2024, only three builders, `beaverbuild`, `rsync`, and `Titan`, produced approximately 80% of all MEV-Boost blocks. With a small set of builders creating Ethereum blocks, the network becomes vulnerable to censorship [61, 81, 83].

To preserve Ethereum’s decentralized ethos and censorship resistance properties, fostering competition in the MEV-Boost block building auction is essential. As a first step, we must understand the competitive edges of the dominant players. MEV-Boost block builders currently have varying profitability levels, which do not strictly increase with the block market share they own, as shown in Figure 1. Thus, we need to study the critical factors for both obtaining market share and earning profits. Recent work [88] highlighted the pivotal role certain order flow providers play in winning blocks. We extend their insights by analyzing all active builders, order flow over time, and specific strategies to provide a comprehensive understanding of what drives builders’ success in the MEV-Boost auction.

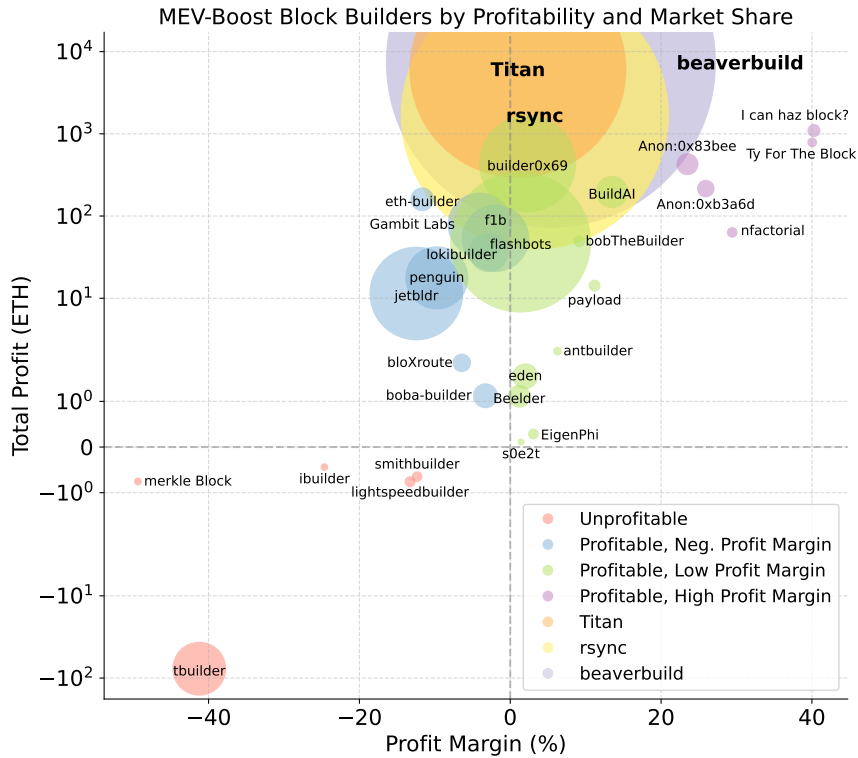


Figure 1: Bubble plot illustrating MEV-Boost builders’ profit margin (average block value kept by the builder) on the x-axis and total profit in ETH on the y-axis. Bubble size represents the builder’s market share, measured by the total number of blocks built. Color indicates profitability, with a 15% profit margin threshold distinguishing high-profit margin builders. Builders with less than 0.01% market share or a profit margin below -50% are omitted for brevity.

Our contributions can be summarized as follows:

- We develop a novel methodology to identify key features in MEV-Boost builders’ success in winning blocks and earning profits, and provide metrics to monitor the builder market.
- We reveal that builders’ block market share positively correlates with order flow diversity, while profitability correlates with access to order flow from Exclusive Providers (EPs), such as integrated searchers and external providers with exclusivity deals.
- We show a positive correlation between market share and profit margin among the top ten builders, with features such as exclusive signal, non-atomic arbitrages, and Telegram bot flow strongly correlating with both metrics.
- We highlight a “chicken-and-egg” problem where builders need differentiated order flow to profit, but only receive such flow if they have a significant market share.
- We discuss the implications of our findings for Ethereum block auctions and explore existing solutions for addressing the censorship threat posed by the currently centralized block builder market.

2 Background and Related Work

In this section, we present the necessary background and discuss the related work.

2.1 Proposer-Builder Separation and the MEV-Boost Block Auction

The PBS framework [47] introduces the decoupling of block building and proposal tasks for staked Ethereum validators. While the validator remains responsible for signing and proposing the block, the new builder role handles the block content (i.e., execution payload) preparation. By delegating

the MEV extraction task to builders, PBS aims to lower the barrier for entry for validators, who no longer need to become proficient in block building.

Achieving the PBS goal is essential for Ethereum’s consensus security [55]. However, it is challenging due to the difficulty of establishing a *fair exchange* of value between the validator and the builder [19]. Validators need assurance of payment and execution payload delivery by the builder, while builders must ensure their block content is protected against unbundling and is included on-chain. Although solutions to fair exchange problem have been discussed [15,43], there is no enshrined PBS implementation in the Ethereum protocol.

Flashbots proposed an out-of-protocol PBS implementation, MEV-Boost [21], which introduces relay intermediaries to address the fair exchange issue. This implementation became active with the Merge [28] in September 2022. In MEV-Boost, relays receive blocks from builders and validate¹ them to ensure that the promised bid to the validator is paid and that the block is valid to become canonical. To protect builders against unbundling attacks, relays follow a commit-and-reveal scheme, disclosing only the block header when retrieving the proposer’s signature. Although MEV-Boost requires trust in third parties, relays are presumed to act honestly due to their reputations. However, there have been instances where proposers exploited relay vulnerabilities to unpack and steal valuable MEV bundles from searchers [16,39], indicating that the fair exchange problem remains unresolved.

An MEV-Boost block auction round [50] follows the 12 –second slot structure of the Ethereum consensus protocol [48]. To win the right to produce the block proposed at slot n , builders start competing at slot $n - 1$ by sending bids to the relays. Over time, builders increase the value of their bids, derived from the fees offered by users sending transactions to the public mempool and Exclusive Order Flow (EOF) providers (e.g., MEV searchers, Telegram bots [27,40]) submitting valuable bundles and transactions to the builders’ private Remote Procedure Call (RPC) endpoints. Relays validate the builder bids and make them available to the proposer, who can continuously poll the *getHeader* endpoint on the *mev-boost middleware* to receive the highest bid from every registered relay. Eventually, the validator blindly signs the accepted bid’s block header and submits it to the winner relay, who publishes the full block to the network. The described MEV-Boost process is summarized in Figure 2.

2.2 Maximal Extractable Value

MEV refers to the sum of value extractable from a blockchain in any given state, through transaction ordering, insertion, and exclusion [59]. Using these techniques and analyzing the blockchain and network state, *MEV searchers*, running bots and sophisticated smart contracts,² execute strategies such as Decentralized Exchange (DEX)-DEX or Centralized Exchange (CEX)-DEX arbitrages, sandwiches, and liquidations to earn profits [64,73].

Due to the competitive, time-sensitive,³ and state-dependent nature of MEV extraction, searchers must pay fees like bribes to builders for prioritized inclusion and execution in blocks. As a result, builders earn a proportion of the MEV that the searchers extract. However, they must also share their earnings with the proposers to win the MEV-Boost block auction, as described previously (see Section 2.1). Thus, MEV, originating from benign user transactions altering the blockchain state, flows through various entities in the block production pipeline and provides economic incentives for participants throughout the supply chain.

2.3 Order Flow Auctions

Order Flow Auctions (OFAs) are auctions where users share trade orders as unsigned transactions with searchers who compete in a sealed-bid format to backrun them. Users are incentivized by refunds up to 90% of the value bidders extract from backrunning opportunities [29], along with frontrun protection. OFAs, such as MEVBlocker [29] and MEV-Share [52], provide an RPC endpoint for users to privately submit transactions instead of sending them to the public mempool. These transactions are broadcasted, either in full detail or selectively, to bidders who compete to submit the highest value bundle to block builders. Builders then refund OFA users using the fee from the winning searcher’s bundle.

¹*Optimistic* relays [33] such as Ultra Sound Relay [41] are an exception. These relays can make the builder bids available to the proposer without validation since they have additional security mechanisms in place (e.g., collateralized builder funds).

²Example MEV bot contract: `0x6980a47bee930a4584b09ee79e46484fbd0`

³Arbitrages between an off-chain CEX and an on-chain DEX or two DEXes on different blockchains can be considered time sensitive as execution is non-atomic.

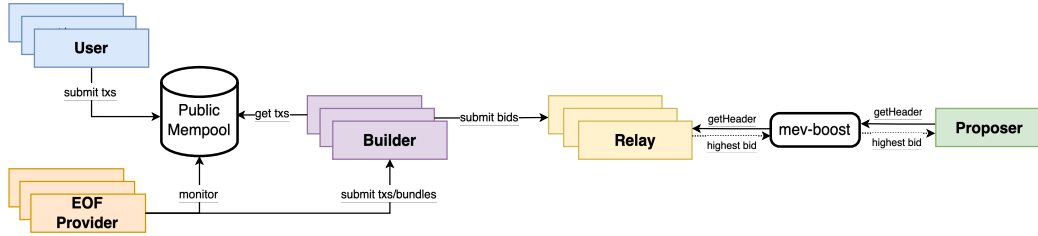


Figure 2: MEV-Boost block production process. Users (blue) submit transactions to the public mempool, accessible to every builder. EOF providers (orange), including MEV searchers and valuable order flow bots, monitor user transactions and bundle them with their own transactions or directly submit individual transactions to builders. Builders (purple) submit blocks with bids to the relays (yellow), which make them available to the proposer (green) through the mev-boost middle-ware.

2.4 Related Work

Previous work has focused on Ethereum block building auctions from theoretical, game-theoretic, and empirical standpoints. [6] reveals that searchers prefer submitting bundles to builders with high-market share, and new entrants need to subsidize to obtain market share unless they operate their own searchers. [14] conducts an empirical study examining the strategic behavior of MEV-Boost block builders, focusing on their bidding behavior and order flow strategies, and establishes core metrics for analyzing builder profiles and identifying their competitive edges. [87] provides a game-theoretic model of the MEV-Boost auction and adopts an agent-based model to simulate builder strategies, showing the importance of latency and access to order flow. [88] identifies pivotal order flow providers for block builders and measures the competition and efficiency of the MEV-Boost auctions. [62] shows that integrated High-Frequency Trading (HFT) builders who extract top block position opportunities, such as CEX-DEX arbitrages, are favored to win the block auction when price volatility increases. [64] introduces heuristics tailored to detect CEX-DEX arbitrages, confirming that price volatility and the arbitrage volume are correlated. The work provides empirical evidence that certain builders, such as `beaverbuild` and `rsync`, run their own searchers to extract this value. [55] proves the necessity of a competitive PBS auction to enable homogeneous proposer rewards and avoid concentration of stake among validators proficient in extracting MEV rewards. Block proposal timing games have been studied in [74, 89], showing the marginal value of time for validators to earn more rewards from the builder bids. [82] measures the MEV-Boost market concerning the entities involved in the block production pipeline, and [65] analyzes the Ethereum landscape with a comparison between PBS and non-PBS blocks.

3 Methodology

This section outlines the methodology for identifying transaction labels, collecting empirical data, and calculating MEV-Boost block metrics.

3.1 Transaction Labels Taxonomy

We classify Ethereum transactions to understand the competitive edge different types provide to block builders based on the payments they offer. To this end, we determine a *transparency* and an *order flow* label for every transaction, following the taxonomy presented in Figure 3.

3.1.1 Transparency Labels

Ethereum transactions submitted to public RPC endpoints propagate through a peer-to-peer network and enter nodes’ public mempool. These transactions are available to every builder running a node in the Ethereum network. However, some transactions are submitted exclusively to a builder’s private RPC endpoint, bypassing the public mempool. Additionally, certain transactions submitted to private endpoints are revealed to a selected group of entities, as occurs in OFAs. As part of our methodology, we apply the following conditions to determine the transparency label of a transaction:

- *Public Signal*: Recorded in the mempool of at least one monitored node.

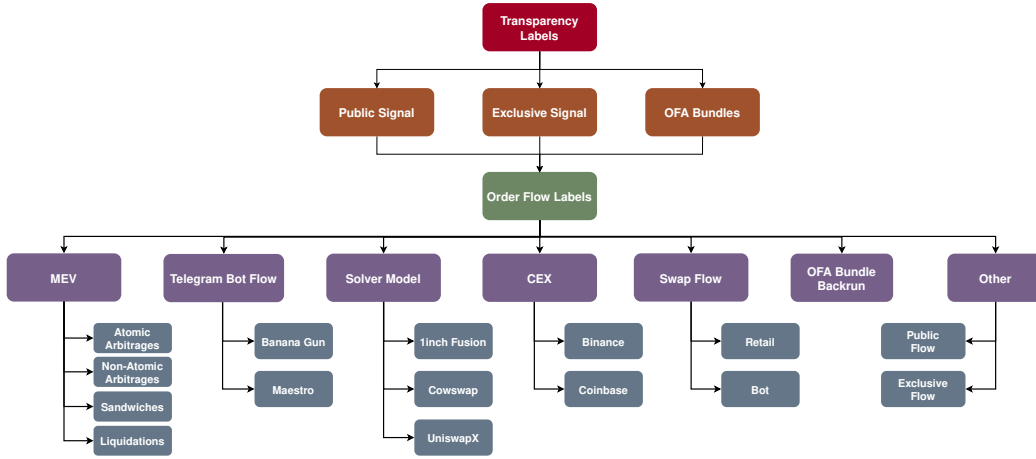


Figure 3: Taxonomy of transaction transparency and order flow labels. Every transaction has a transparency label (orange) based on its visibility on the network level and an order flow label (purple) determined by its objective. The gray labels stemming from the order flow labels represent the detailed categories we consider or popular providers of such order flow.

- *Exclusive Signal*: Not recorded in the mempool of any monitored nodes, indicating exclusive submission to the block builder.
- *OFA Bundle*: Part of an OFA bundle, either as the original user transaction or the searcher backrun. The heuristics for identifying OFA bundles are detailed in Appendix A.1.

3.1.2 Order Flow Labels

Ethereum transactions have various objectives, ranging from simple ETH transfers to complex MEV strategies. Consequently, they have different valuations for their originators, reflected through the payments offered to block builders. To understand the impact of builders’ access to order flow on their success in the MEV-Boost auction, it is critical to measure the value of different order flow types. Therefore, we assign an order flow label for every transaction included in our examined MEV-Boost blocks. While we consider detailed categories, the taxonomy is not exhaustive and omits certain known MEV strategies, such as Just-In-Time (JIT) liquidity [57] and cross-chain arbitrages [53, 72], and misses unknown long-tail strategies employed by the searchers.

We first determine if the transaction can be identified as a known *MEV* type, such as an atomic DEX-DEX or a non-atomic CEX-DEX arbitrage, a sandwich frontrun or backrun,⁴ or a liquidation. If no MEV labels are matched, we check if the transaction was submitted by a *Telegram bot* such as Banana Gun [40] or Maestro [27]. These bots create wallets, store private keys for users, and execute highly time-sensitive strategies on their behalf, such as token mint sniping or long-tail token trading, in exchange for fees. Next, we consider *solver model* transactions submitted by solvers, fillers, and resolvers of protocols such as Cowswap [10], UniswapX [70], and 1inch Fusion [1], fulfilling user limit orders. Additionally, as blockchain users require *CEXes* like Binance [3] or Coinbase [8] to deposit and withdraw cryptocurrencies, we also detect and label such transactions individually. Further, if a transaction includes an ERC-20 token transfer or a swap but does not belong to prior categories, we label it as *retail swap* or *bot swap* depending on its initially interacted smart contract. If this contract is a known, non-MEV contract such as the Uniswap Universal Router,⁵ we label the transaction as retail swap, likely originated through the frontend of the respective protocol. Otherwise, we consider the transaction a bot swap, interacting with an unlabeled contract, potentially executing long-tail MEV strategies or known MEV strategies undetected by our datasets and heuristics. We treat *OFA bundle backrun* as a distinct category, although user transactions within OFA bundles are not labeled individually. Finally, any remaining transaction is labeled as *other public flow* or *other exclusive flow* depending on its transparency type. The former category includes transactions like simple ETH transfers or batch submissions by rollup sequencers, while the latter covers transactions such as MEV bot contract deployments by searchers. The detailed identification methodology for each label is presented in Appendix A.1.

⁴Sandwiched user transactions are labeled according to their original objective.

⁵Uniswap Universal Router contract address: 0x3fc91a3afd70395cd496c647d5a6cc9d4b2b7fad

3.2 Data Collection

We curate an empirical dataset covering a six-month period of MEV-Boost blocks produced between October 1, 2023, and March 31, 2024, totaling 1,190,617 blocks. We primarily develop our data collection methods using external platforms such as Dune Analytics [12] and open source them for reproducibility by the community. We first build a compound query on Dune [77], utilizing various datasets available on the platform [63, 66–69, 78, 85]. Through this query, we identify transaction properties beyond the standard payload data. These properties include transactions’ direct payments to builders’ coinbase address, ERC-20 transfers, certain MEV activities, trade volumes and fees in USD, MEV searcher and solver labels, Telegram bot labels, router contract labels, and mempool visibility. We export the resulting dataset, involving 174,240,225 labeled transactions. Additionally, we identify builder-controlled public keys using the extra data field of the Ethereum blocks [76]. Finally, we obtain the remaining necessary data for our methodology, such as all MEV-Boost payloads, bids on the UltraSound relay [41],⁶ further builder public keys and searcher addresses, and other smart contract and transaction labels from external resources summarized in Table 3 in Appendix A.2.

3.3 MEV-Boost Block Metrics

The value of an MEV-Boost block is derived from the transactions in it. Each transaction offers a payment to the block builder, depending on its valuation for the originator. There are two ways a transaction can make an on-chain payment: through transaction fees and direct value transfers to the builder. Based on the total value builders receive from these transaction payments and their private valuation for the block, they offer a bid to the validator and make a payment if they win the auction. In this section, we present the methodology for calculating the true value, validator payment, and builder profit of MEV-Boost blocks.

3.3.1 True Block Value

We define the set of MEV-Boost blocks we analyze in our study as B . For each transaction $t \in T_b$, where $b \in B$ and T_b represents all transactions included in b , we denote its gas priority fee (i.e., tip) and direct transfer to builder’s coinbase address as t_{tip} and $t_{coinbase}$, respectively. We refer to the refund amount of builder transactions in OFA bundles as t_{refund} . For failed transactions included in b , we set their coinbase payment to 0 and only consider their tip payment to the builder. We define the true value (TV) of a block as:

$$b_{TV} = \sum_{t \in T_b} (t_{tip} + t_{coinbase} - t_{refund}).$$

We note that TV is only a best-effort estimate based on available on-chain data. For a more robust measure, TV calculation must account for private valuations of the searchers and builders and off-chain payment deals.

3.3.2 Validator Payment

For a given MEV-Boost block b , we denote the validator payment (VP) as b_{VP} , referring to the amount tipped to the designated validator’s proposer fee recipient address by b . Although most MEV-Boost blocks involve a builder transaction at the block’s last index to make this payment, there are edge cases where the payment is made by an address related to the builder, or there is no payment from the builder, and the validator’s proposer address is set as the block’s fee recipient [4]. We assume the first case makes no difference when calculating b_{VP} , but we omit the blocks from our analysis where the proposer is set as the fee recipient. While builders can still profits from such blocks if they have own searcher transactions or through off-chain deals, since there is no on-chain value transfer to the builder, we ignore them. This strategy might be used when the builder aims to gain market share while avoiding the basefee for the validator payment transaction, especially when the expected profit from the block is low. In Table 7 in Appendix B.6, we summarize builders’ excluded blocks.

In this paper, we calculate b_{VP} by identifying the validator payment transaction. We avoid using the payload value reported by relays as b_{VP} since this value can be manipulated if the relay calculates a builder’s bid value by the balance difference of the proposer [5], leading to a miscalculation of validator earnings. One reason for such discrepancies is stake withdrawals [38]. When a builder

⁶UltraSound relay was one of the most dominant relays during the course of this study [84].

includes a withdrawal transaction to the validator of the block, such relays over-report the bid by considering the withdrawal amount as part of the validator payment done by the builder, potentially causing profit loss for the validator [11]. We share empirical results of builders’ validator payment patterns in Table 7 in Appendix B.6.

3.3.3 Builder Profit

We denote the builder profit (BP) of an MEV-Boost block b as b_{BP} . When calculating b_{BP} , we handle the following edge cases:

- Besides the validator payment and OFA refund transactions, we do not deduct other builder value transfers from b_{TV} when calculating b_{BP} . Since such transfers can be issued to builder-controlled Externally Owned Accounts (EOAs) or smart contracts, deducting their value or using builder coinbase address balance change may underestimate b_{BP} [4],
- When the builder does not issue a validator payment transaction, we check if the last transaction of the block still pays the validator. If that is the case and the validator’s proposer address is not the fee recipient of the block, we assume this payment is made on behalf of the builder, either by an address associated with the builder or one controlled by the UltraSound relay. The latter occurs when the builder opts to use UltraSound’s recently deployed bid-adjustment feature [56], which alters the builder’s winning bid to be 1 wei above the second-best bid available on any relay and refunds a proportion of the bid surplus. Before March 5, 2024, the entire difference was refunded, but since then, UltraSound has been taking half of it, which is eventually transferred by the builder. We refer to this relay payment (RP) value of block b as b_{RP} . In Table 7 in Appendix B.6, we present the total amount paid by each builder to UltraSound.

In this paper, we define the on-chain builder profits as $b_{BP} = b_{TV} - b_{VP} - b_{RP}$, and calculate the profit margin (PM) of a builder from b , referring to the share of true block value kept by the builder, with $b_{PM} = \frac{b_{BP}}{b_{TV}}$.

3.4 Limitations

Our methodology has the following limitations:

1. **Transparency Labels:** Accuracy is limited by the mempool dataset’s coverage across node providers [63]. Determining transaction exclusivity across builders requires access to losing MEV-Boost bids’ execution payload data, which the relays do not publicly disclose.
2. **Order Flow Labels:** Potentially includes false labels due to our strict heuristics (see Appendix A.1) and use of external data (see Table 3 in Appendix A.2).
3. **Builder Profits:**
 - Overestimated if the builder has off-chain deals with providers such as MEV searchers or Telegram bots, and pays them for accessing their order flow.
 - Underestimated if the builder is vertically integrated with any MEV searcher, as we only consider on-chain profits made through priority fees and coinbase transfers.
4. **MEV Searcher Labels:** Not exhaustive as we cannot detect all the bots one searcher operates, obscuring the significance of a single searcher across multiple addresses.
5. **Bidding Data:** Can be biased as we only consider bids on the UltraSound relay.

4 MEV-Boost Decomposition

We present our measurements, decomposing the MEV-Boost auction to identify potential features driving builder success. First, we examine the builder market to observe the dominant players in market share and profits. Next, we analyze the order flow in MEV-Boost blocks to determine the most valuable flows and which builders receive them. Finally, we explore various strategies builders adopt to gain a competitive advantage in the auction.

4.1 Builder Market Structure

Between October 2023 and March 2024, 39 different block builder entities won the MEV-Boost auction, producing 1,190,617 blocks. **beaverbuild**, **rsync**, and **Titan** (BRT) contributed the most blocks, accounting for 34.86%, 22.98%, 22.74% of the total, respectively. In approximately 8% of MEV-Boost blocks, the builder set the fee recipient address as the proposer, with **Titan** responsible for 92.86% of these cases (see Table 7 in Appendix B.6). We suspect **Titan** adopts this strategy when the block’s profits are insufficient to cover the basefee of the validator payment transaction. In the following analyses, we exclude these blocks for reasons discussed in Section 3.3.2.

In Figure 4, we show the market share (Figure 4a), cumulative profit (Figure 4b), and daily profit margin (Figure 4c) of BRT over time. On average, these three builders construct 80% of all blocks. We observe a surge in **Titan**’s market share and profits since February 2024, surpassing **rsync** in cumulative profits, approaching **beaverbuild**. Interestingly, when measured in USD, **Titan** has the highest total profit, reaching roughly 19.7 M USD, despite building fewer blocks than **beaverbuild** and **rsync**, who earned 19.4 M USD and 4.27 M USD, respectively. Although the profits we calculate gives an insight about builders’ earnings, the exact values can be different since we only consider the value provided through transaction priority fees and coinbase payments. Currently, we miss the upstream value builders make through their integrated searchers [62, 64]. Furthermore, we cannot track profits accurately if builders have any off-chain settlement with order flow providers.

Examining the builders besides BRT, we discover that only seven others have a market share nearly 1% or more (see Table 1). Together, these top ten builders produced 97.67% of the blocks but only earned 83.85% of the 52 M USD total builder profit. This discrepancy highlights the diverse builder profiles, with different specializations in gaining market share and profits.

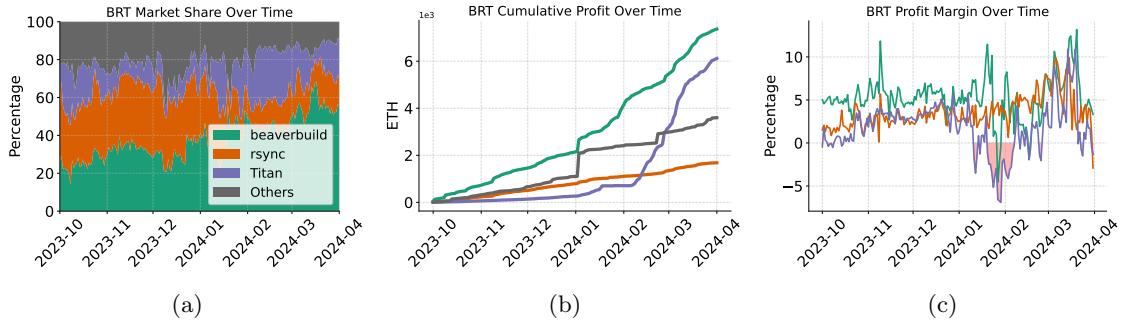


Figure 4: Trends in the market share, profits, and profit margin of the top three builders with highest market share, BRT, over time. Figure 4a is an area plot highlighting the changes in market share owned by BRT and the aggregated, remaining builders, denoted as “Others” in the legend. Figure 4b is a line plot showing the cumulative ETH profits of the same entities. Figure 4c displays the daily profit margin changes of BRT. The area below 0 on the y-axis is filled with red to indicate days when the builder was, on average, unprofitable.

Table 1 summarizes the measurements for the top ten builders with the largest market share.⁷ The various profiles of the builders are reflected in their profitability metrics. **flashbots** and **builder0x69** behave neutrally, not winning blocks by paying more than they earn from the included transactions. In contrast, **jetbldr**, **penguin**, and **tbuilder** heavily subsidize and maintain a negative profit margin on average. However, except for **tbuilder**, remaining builders are overall profiting.⁸ **beaverbuild** has the highest profit margin at 5.4% within the top ten, whereas across all builders, **I can haz block?** and **Ty For The Block** have approximately 40% profit margins (see Table 5 in Appendix B.2).

We note that **Titan** has a lower profit margin than **rsync**, despite earning significantly higher profits. While our profit calculation may not reflect precise values due to discussed issues, the discrepancy between profits and profit margin could be because **Titan** has more days with a negative profit margin compared to the other two top builders, who maintain a more consistent profit margin over time (see Figure 4c). As **beaverbuild** and **rsync** run their own searchers [62, 64], they receive a more consistent order flow stream. Conversely, **Titan** relies on external order flow providers who may not be as consistent, resulting in some blocks with significant profits and others that are entirely unprofitable. This pattern also supports our observation about the high percentage of **Titan** blocks where the proposer is set as the fee recipient (see Table 7 in Appendix B.6).

⁷We only consider the MEV-Boost blocks where the builder is the fee recipient address.

⁸This can be due that subsidizing builders seldom earn significant profits, keeping them profitable.

Builder	Total Blocks [#]	Market Share [%]	Total Validator Payment [ETH]	Total Subsidy [ETH]	Total Profit [ETH]	Profit Margin [%]
beaverbuild	413,868	37.91	49,871.82	-70.46	7,341.62	5.4
rsync	273,126	25.02	33,691.74	-80.71	1,679.73	3.25
Titan	177,915	16.3	22,025.19	-61.49	6,083.95	1.02
flashbots	74,636	6.84	6,918.79	0.0	48.22	1.38
builder0x69	35,083	3.21	3,878.92	0.0	434.64	2.3
jetbldr	32,670	2.99	1,192.15	-73.21	11.41	-12.45
flb	16,716	1.53	1,251.63	-12.39	53.59	-1.94
Gambit Labs	15,281	1.4	889.45	-19.75	78.42	-4.03
penguin	14,622	1.34	1,028.28	-41.77	17.7	-9.73
tbuilder	10,584	0.97	338.38	-79.1	-77.01	-41.23

Table 1: Market Share and Profitability Metrics of Top Ten Builders

4.2 Order Flow Breakdown

In this section, we analyze the order flow in the MEV-Boost blocks, focusing on their transparency and significance. We use the labels defined in Section 3.1.

4.2.1 Transparency

We first examine the transparency of the Ethereum order flow. Recent work [88] showed an increasing share of value coming from EOF. We confirm their findings and examine the transparency of individual order flow labels and builders’ blocks.

In Figure 5a, we show the share of true block value of each transparency label over time. Exclusive transactions and bundles, referred to as exclusive signal, provide 66.69 % of all value while consuming only 19.6 % of blockspace in terms of gas (see Figure 5b). Similar to the results in [88], we find that this flow constitutes 71 % of all block value in more than 50 % of the blocks, with nearly five times more value per unit of gas consumed than public signal. While almost all blocks have at least one exclusive and one public transaction, OFA bundles occur in only 4 % of them, highlighting the scarce adoption of such protocols.⁹ We summarize our measurements of transparency labels in Table 4 in Appendix B.1.

Next, we investigate the transparency of individual order flow labels, expecting certain types to avoid the public mempool to protect their valuable strategies. As shown in Figure 5c, every order flow label has a dominant way its involved in Ethereum blocks, corresponding to more than half of its total volume. Telegram bot flow and MEV strategies, including atomic and non-atomic arbitrages, sandwiches,¹⁰ and liquidations, mostly bypass the public mempool. On average, 99 % of all MEV order flow is exclusively submitted to the builders. Conversely, retail and bot swap flows are primarily submitted to the public mempool, exceeding 80 % of their total volume. Interestingly, a relatively significant share of solver model flow is involved in OFA bundles (1.28 %), receiving refunds while fulfilling user trade orders. Notably, Cowswap solver model is known to be forwarding its flow to the MEVBlocker OFA protocol.

Finally, we assess the transparency of builders’ blocks. In Figure 5d, we present the share of total value the top ten builders with the largest market share receive from public and exclusive signal and OFA bundles. BRT, with the largest market share and most profits, receive the highest relative value from EOF, exceeding 65 % of their total. The builders with the lowest profit margins among the top ten, jetbldr and tbuilder, receive the least value from EOF, with shares below 40 %. Among builders outside the top ten who have greater than 0.01 % market share, more extreme concentrations are observed, with exclusive value shares ranging between 1 % and 91 % (see Figure 11 in Appendix B.3).

4.2.2 Significance

The order flow included in a block is a good estimator of its true value. To understand valuable flows, we analyze MEV-Boost blocks for the significance of the order flow labels. We find that Telegram bot and MEV order flows (see Section 3.1.2) cumulatively contribute around 51 % of all block value

⁹MEVBlocker and MEV-Share (through Flashbots Protect [51]) have a larger volume if we consider the exclusive user transactions submitted to them which were not part of an OFA bundle.

¹⁰Sandwiches are mostly exclusive as we do not account the sandwiched user transactions in this label. Such transactions are labeled according to their original category, such as retail swap.

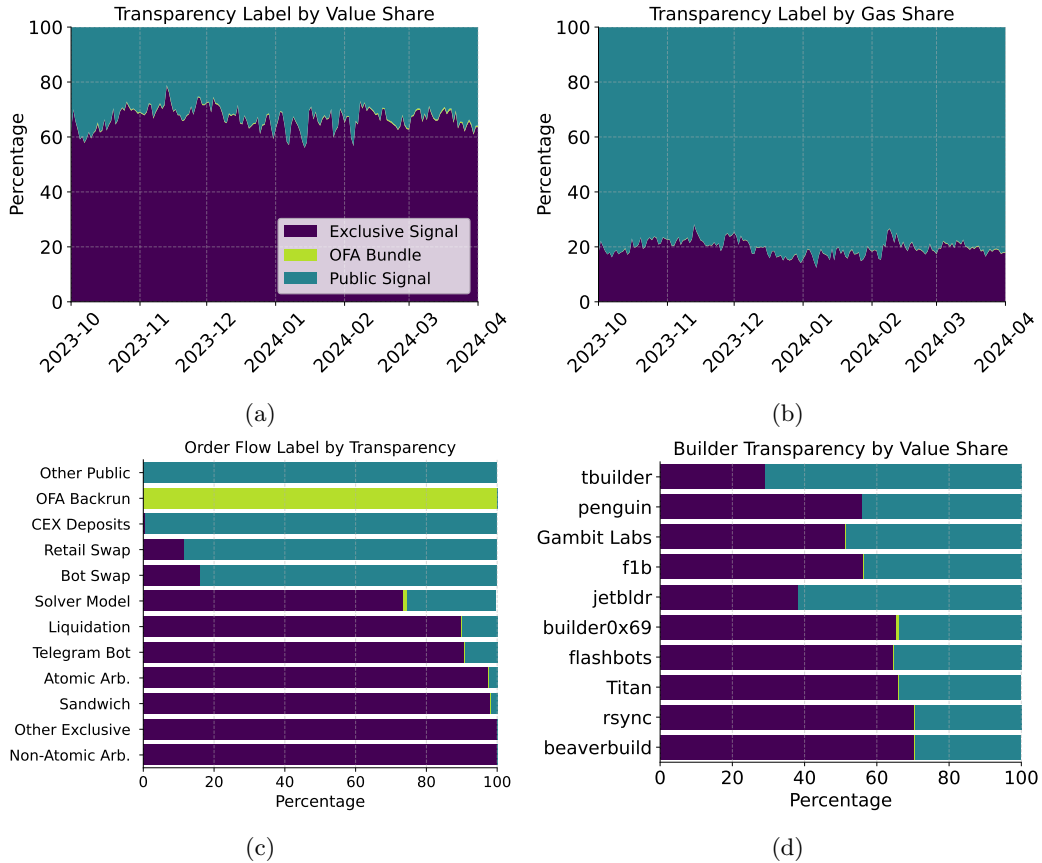


Figure 5: Figure 5a and Figure 5b are area plots highlighting the share of value provided and blockspace consumed (in gas) by each transparency label over time. Figure 5c is a horizontal bar plot showing the transparency of each order flow label, measured in total transaction volume. Figure 5d is a horizontal bar plot indicating the share of value that the top ten builders with the highest market share receive from each transparency label. Builders on the y-axis are ordered in ascending order based on their market share, with the builder with the highest share listed at the bottom. The legend in Figure 5a applies to all figures.

while consuming merely 10% of all gas spent in MEV-Boost blocks (see Figure 6a). These flows provide around 53% of all block value in more than half of the blocks. Notably, they are primarily exclusively submitted to block builders, as shown in Figure 5c. In contrast, order flow labels such as retail swap and other public flow, most frequently observed in the public mempool, cumulatively provide a little over a quarter of the total block value while consuming more than 67% of the total blockspace. These measurements of order flow labels, also summarized in Table 4 in Appendix B.1, indicate that valuable order flow is predominantly exclusively submitted, and blocks are mostly filled with less valuable, public transactions.

One of the drivers of competition in the MEV-Boost auction is the order flow builders receive [87]. As order flow labels have varying levels of public and exclusive volume (see Figure 5c) and value (see Table 4 in Appendix B.1), we must analyze builders' order flow compositions concerning these labels to understand who possesses the valuable flow.

In Figure 6b, we show the order flow composition of the top ten builders with the highest market shares. Builders have varying compositions, with certain builders receiving a more significant share from specific order flows than others. Some of the most valuable flows, such as Telegram bot flow and non-atomic arbitrages, are more significant in the compositions of the top three builders, BRT, while almost all builders receive a considerable share of sandwich flow, which is a common strategy among MEV searchers. Furthermore, we examine the order flow composition of builders outside the top ten and discover more remarkable concentrations, with a single order flow providing more than 80% of the total value a builder receives, such as the sandwich flow of `s0e2t`, as shown in Figure 12 in Appendix B.3.

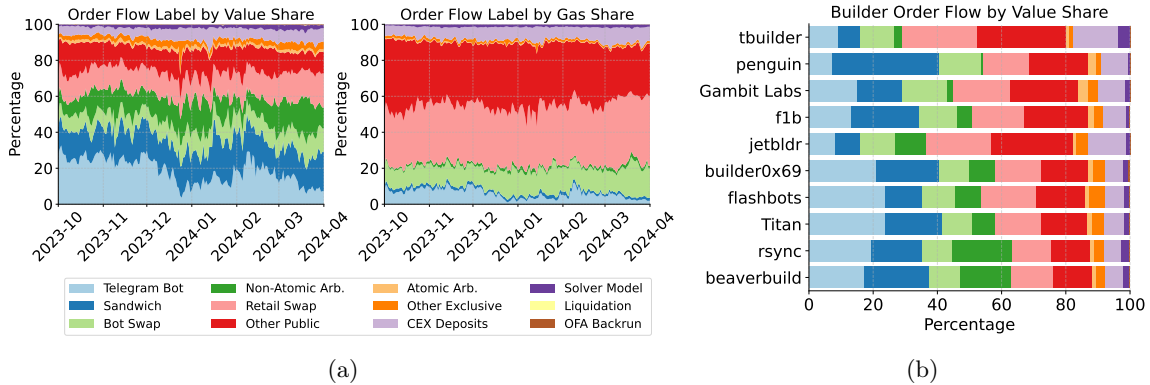


Figure 6: Figure 6a shows the significance of order flow labels over time. The left and right panels depict the share of total block value provided and blockspace consumed (in gas) by each order flow label. Figure 6b displays horizontal bars representing the share of value the top ten builders with highest market share receive from each order flow label. Builders on the y-axis are ordered in ascending order based on their market share, with the builder with the highest share listed at the bottom. Order flow labels in Figure 6b use the same coloring as indicated in the legend in Figure 6a.

4.3 Builder Strategies

MEV-Boost block builders adopt various strategies to gain a competitive edge. While order flow makes up their value, bidding and latency strategies also play an important role during the auction process [87]. In this section, we measure the significance of four builder strategies.

4.3.1 Block Packing

Authors in [62] discuss the importance of accessing value from top block positions to win the block auction. They show through a theoretical model that builders who earn more from Top-of-Block (ToB) are likely to dominate the PBS auction. We analyze the block packing strategies of builders to support this outcome with empirical data. To this extent, we measure the share of the value builders earn from ToB, Body-of-Block (BoB), and End-of-Block (EoB) positions. We define ToB as the first 10% of transactions based on their normalized index in the block, following [54]. Similarly, EoB, denotes the bottom 10%. Lastly, BoB represents the middle 80% of the block. Builder transactions are excluded to prevent skewing the data.

In Figure 7a, we show the share of value the top ten builders by market share earn from transactions in each position group. ToB contributes the most significant value to all top builders except **penguin**, and **BRT** receive more than 74% of their block value from order flow in ToB. The significance of ToB can be attributed to the fact that more than half of the total EOF volume resides in this position, providing, on average, 88.5% of the total EOF value. Conversely, BoB and EoB only contribute approximately 10.5% and 1% of the total EOF value. Interestingly, **Titan**, **Gambit Labs**, and **penguin** receive a relatively considerable value from EoB. These builders could be allowing MEV searching at the end of their blocks, on the state transitioned to by the included transactions, and receiving significant payment from the granted searchers. The valuable block positions of the remaining builders are summarized in Table 5 in Appendix B.2.

4.3.2 Subsidization

Builders who have just entered the market, not receiving significant volumes of valuable order flow, are expected to subsidize their blocks unless they run their own MEV searchers [6]. Since we previously found that certain builders have negative profits margins (see Table 1), we are interested in how significantly they subsidize to win the auction. Figure 7b shows the shares of blocks the top ten builders with highest market shares profited, subsidized, or were neutral, making dust amount or zero profit.¹¹ Notably, these measurements are solely based on on-chain profits and may not reflect the complete picture, as builders can profit from their integrated searchers or return a percentage of the value to order flow providers.

The top three builders in market share, **BRT**, also have the highest shares of profitable blocks, with **beaverbuild** exceeding 40%. While **Titan** is neutral in approximately 50% of their blocks, this

¹¹We set 0.001 ETH as the dust amount threshold.

share goes up to 68% when considering the blocks where they set the proposer as the fee recipient as zero profit as well (see Table 7 in Appendix B.6).¹² `flashbots` and `builder0x69` predominantly break even, supporting the measurements summarized in Table 1. Conversely, `jetbldr`, `penguin`, and `tbuilder` win more than 75% of their blocks by subsidizing, paying extra value on top of the on-chain value they receive from their order flow. Among builders outside the top ten, some adopt a profit-only strategy. Examples include `Anon:0x83bee`, `Anon:0xb3a6d`, `I can haz block?`, and `Ty For The Block`, who were also labeled as profitable, high-profit margin builders in Figure 1. The subsidization and profitability metrics of the rest of the builders are available in Table 5 in Appendix B.2.

4.3.3 Exclusive Order Flow Access

EOF contributes the majority of value to MEV-Boost blocks, as shown by our study (see Section 4.2.1) and previous works [14, 88]. We also discovered that builders have varying level of EOF in their blocks (see Figure 5d), indicating a non-uniform access. Extending studies on integrated builders and prominent order flow providers [6, 62, 64, 86, 88], we examine the significance of EOF providers for each builder. We consider providers including, public entities such as Flashbots Protect¹³ and MEVBlocker, MEV searchers, and solvers.¹⁴

Figure 7c presents the shares of EOF value that the top ten builders with the highest market share receive from the seven most significant providers based on total value. These providers contribute roughly 70% of all EOF value in more than half of the MEV-Boost blocks, and supply over 48% of EOF value to each builder in the top ten, except `jetbldr`, who primarily sources EOF from other providers. We find that Flashbots Protect and MEVBlocker appear consistently, likely due to their public EOF access requirements, without needing private deals [88]. Maestro Telegram bot provides considerable flow to each top builder, unlike Banana Gun, which sends almost no flow to `jetbldr`, `penguin`, and `tbuilder` but provides significant value to `Titan`, especially starting from February 2024 (see Figure 13b in Appendix B.4). Additionally, `jetbldr` and `tbuilder` receive negligible EOF from the well-known sandwich searcher bot, `jaredfromsubway.eth`, while `penguin` gets more than 50% of its EOF value from this provider, potentially explaining the prominence of sandwich flow in their order flow composition (see fig. 6b). Finally, SCP and Wintermute are highly significant only for `beaverbuild` and `rsync`, respectively, as these providers are operated by them [62, 64].¹⁵ Further integrations and private deals could exist among the remaining builders and EOF providers, as shown in Figure 14 in Appendix B.4.

4.3.4 Latency and Bidding

MEV-Boost block builders compete in latency when placing bids on the relays. Although the proposer is expected to release the block at slot start [48], the exact time is unknown. Due to the stochastic nature of this process, low latency is beneficial for builders to update bids [14], reflecting changing valuations for the block over time and reacting to other bids.

Using data from the UltraSound relay, we examine MEV-Boost builders’ latency and bidding behavior. We measure their bidding frequency by the average number of bids they place in each slot. Furthermore, we calculate the lag between their bid updates to understand how quickly they can reflect their new valuation and react to other bids. Lastly, we identify cases where builders strategically lowered their bid values through cancellations [45], a strategy discussed to be especially useful for builders running CEX-DEX arbitrage bots [14].

In Table 2, we summarize the bidding behavior of the top ten builders in market share for the blocks they won on UltraSound. We observe that the market share gap between `rsync` and `Titan` became more significant compared to their market shares when considering blocks from all relays (see Table 1), with a jump from approximately 8.7% to 12.2%. This could be because the UltraSound relay allows optimistic submissions [33], potentially favoring integrated builders such as `beaverbuild` and `rsync` [62, 64], as they can more frequently update their bids based on the value they derive from their searchers.

¹²We assume zero on-chain builder profit from such blocks although the builder can still earn profits from their integrated searchers or off-chain deals, as discussed in Section 3.3.2.

¹³Flashbots Protect is considered as the provider of the flow received by Flashbots’s private RPC endpoints, including MEV-Share OFA bundles.

¹⁴Solvers refer to the liquidity routing entity in the solver model introduced in section 3.1.

¹⁵PLM and Rizzolver solvers, identified to be belonging to `beaverbuild` and `rsync` [78], are aggregated with SCP and Wintermute providers, respectively.

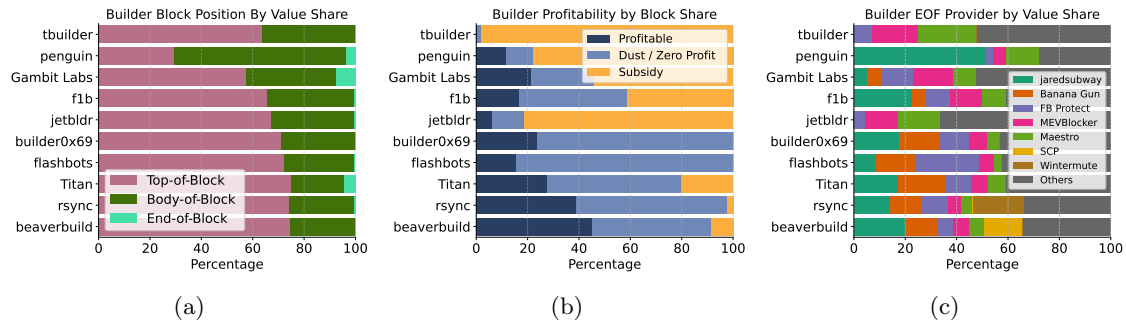


Figure 7: Figure 7a is a horizontal bar plot showing the share of value the top ten builders by market share earn from ToB, BoB, and EoB. Figure 7b is a horizontal bar plot presenting the share of blocks the top ten builders profited, subsidized, or made dust amount or zero profit. Figure 7c is a horizontal bar plot displaying the share of EOF value the top ten builders receive from the seven most significant EOF providers based on total value. In the plot legend, “jaredsubway” and “FB Protect” stand for “jaredfromsubway.eth” and “Flashbots Protect” providers, respectively. The total EOF value of the remaining providers is aggregated and denoted as “Others”. In all figures, builders on the y-axis are ordered from top to bottom in ascending order of market share.

We measure that the top ten builders have diverse bidding strategies, with the average number of placed bids ranging from 6.1 by `tbuilder` to 49.64 by `penguin`, who also has the lowest average update lag between all of their bids in a slot (see Table 2). Builders can update bids quickly and frequently by having low latency relative to the relay’s geographical position or by submitting new bids simultaneously from multiple public keys they control.

BRT, who won the most auctions on the UltraSound relay, issue the highest number of cancellations, with, on average, more than one cancellation per block.¹⁶ We note that, two of these builders, `beaverbuild` and `rsync`, have relatively high non-atomic arbitrage shares (see Figure 6b) and were identified to be running their own CEX-DEX arbitrage searchers [62, 64]. Therefore, we confirm findings in [14] regarding the use of cancellations by integrated builders. We also observe that some builders outside the top ten, such as `antbuilder`, who also has a relatively large non-atomic arbitrage flow (see Figure 12 in Appendix B.3), issued around ten cancellations per block they built (see Table 6 in Appendix B.5).

We note the distribution of average winning times for builders, referring to the average slot time a builder’s winning blocks were selected by the proposer. While the winning time for each builder is beyond the slot start (0ms), possibly due to timing games [74, 89], there is approximately a 580 ms difference between the earliest and the latest winner times. This difference can be related to the slot times builders start and stop bidding in the auction [14].

5 Results

In this section, we identify the features associated with gaining market share and earning profits in the MEV-Boost auction. We apply a Spearman correlation with a p-value set to 0.05 to assess the strength and direction of the associations based on rank orders. Spearman is used instead of Pearson to reduce sensitivity to outliers, which could be an issue due to the diverse set of block builders in our study. We exclude builders with less than 0.01% market share, focusing on the remaining 33 builders (see Table 5 in Appendix B.2).

5.1 Order Flow Diversity

The diversity of order flow a builder receives can indicate access to multiple sources, making the builder more competitive in auctions compared to those who depend on a specific order flow type, which may not always be available. To capture this, we measure the Shannon entropy [71] of builders’ order flow. With twelve unique order flow labels (see Section 3.1.2), the Shannon entropy is defined as $H(X) = -\sum_{i=1}^{12} p_i \log_2(p_i)$, where p_i represents the value share of each label in a builder’s order flow composition. Higher entropy values indicate a more diverse order flow, while smaller values signify a concentrated composition.

¹⁶The average number of cancellations BRT issue per block increases from 1.85 to 2.09 after the introduction of UltraSound’s bid adjustment feature [56].

Builder	Total Blocks [#]	Avg. Bids [#]	Avg. Update Lag [ms]	Avg. Winner Time [ms]	Total Cancels [#]	Avg. Cancels [#]
beaverbuild	137,721	31.54	130.41	586.59	248,195	1.74
rsync	95,310	25.27	166.21	531.38	212,504	2.29
Titan	47,539	31.11	186.25	605.83	91,337	1.78
flashbots	32,612	16.25	411.36	348.45	3,014	0.1
builder0x69	23,294	20.64	183.08	575.09	17,445	0.65
jetbldr	12,960	35.2	103.08	605.75	904	0.09
Gambit Labs	9,530	15.85	349.05	496.3	492	0.1
flb	9,242	25.42	214.18	680.45	10,494	0.98
penguin	7,783	49.64	69.92	652.91	966	0.13
tbuilder	4,786	6.1	476.68	104.71	81	0.01

Table 2: Bidding and Latency Metrics of Top Ten Builders (UltraSound Relay)

In the left panel of Figure 8, we show the entropy value of each builder’s order flow composition. The top ten builders with the most market share have entropy values closer to the maximum ($H_{\max} = \log_2(12) \approx 3.585$). However, among builders with smaller market shares, lower values are observed, suggesting a concentration around a few order flow labels. To better understand the order flow concentration, we measure builders’ highest value share label, denoted as Most Significant Order Flow (MSOF). The outcome in the right panel of Figure 8 shows that the top ten builders have various MSOFs labels, although all have less than 32% value share. In contrast, across the remaining builders, MSOF value share can exceed 70%, indicating a highly concentrated order flow composition.

To examine the link between builders’ success in winning the auction and the diversity of their order flow, we measure the correlation between builders’ market share and order flow entropy. We find a significant positive correlation, with a coefficient of 0.66 and a p-value of $2.22e - 05$. This suggests that builders receiving different order flow types have an advantage in the auction and can win more frequently, as they are not dependent on a single type of flow. Conversely, builders with a concentrated order flow composition, where MSOF is more prominent, can only be competitive when that specific order flow type is available.

5.2 Exclusive Providers

MEV-Boost block builders receive EOF from various providers, as discussed in Section 4.3.3. Builders with own providers, such as `beaverbuild` and `rsync` [62, 64], can produce profitable blocks as they access order flow not shared with others. To identify such exclusive relationships, we employ Linear Discriminant Analysis (LDA), classifying providers that can successfully separate a builder’s blocks from others. We consider the model’s Decoding Accuracy (DA) to be significant if it exceeds a threshold calculated using a binomial cumulative distribution [58].

In Figure 9, we present a heatmap showing the DA of EOF providers for each builder with at least one statistically significant provider. Unidentified providers are enumerated according to the mapping in [79]. A high DA indicates that the builder is distinguished by the significance of EOF they receive from the provider. If an EOF provider is prominent for many builders, it can be considered a neutral provider, accessible by all. Conversely, an EOF provider will be significant for only a single builder if they are vertically integrated or have an exclusivity deal. We define these providers as EPs, identifiable by columns with a single colored cell in the heatmap.

We find that approximately 55% of the builders have at least one EP. These builders have a higher rate of profitable blocks (46%) compared to those without any EP (20%). This result is supported by a Chi-square test on the number of profitable blocks built by the two sets of builders (Chi-square = 33,077.29, $p < 0.05$). Additionally, we find a positive correlation between the rate of profitable blocks and whether builders have an EP, with a coefficient of 0.4 and a p-value of 0.02.

Our results suggests that to produce profitable blocks, builders need exclusive relationships with providers who only supply significant EOF to them. We note that the correlation we measured could have been stronger if EP profits were accounted towards builders, as certain EPs, such as integrated searchers, do not necessarily reflect all the value they extract in their builder payments (see Section 3.4). Interestingly, around 46% of the builders with a negative profit margin (see Table 5 in Appendix B.2) have an EP, indicating that the value they subsidize on-chain could already be covered by the profits of their provider.

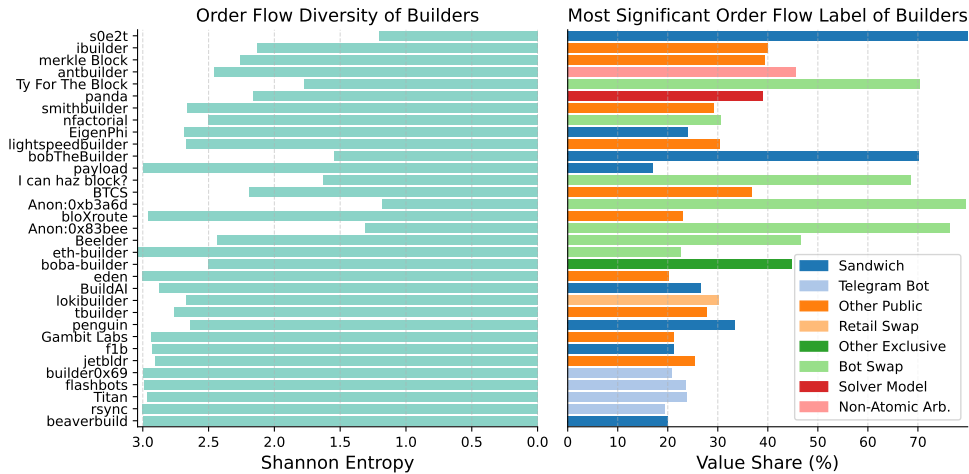


Figure 8: The left panel is a horizontal bar plot presenting each builder’s order flow diversity through a Shannon entropy value. Builders are ordered from top to bottom in ascending order of market share. The right panel is a horizontal bar plot depicting each builder’s MSOF, referring to their highest value order flow label (in percentage). Bars are colored based on the order flow label.

5.3 Key Features for Market Share and Profitability

The MEV-Boost decomposition revealed various features potentially associated with builders’ success in winning blocks and earning profits (see Section 4). We find that, for the top ten builders who produced the most blocks, there is a significant positive correlation between their market share and profit margin (coef = 0.87, $p < 0.05$). Additionally, we identify overlapping features correlated with both metrics (see Figure 10), suggesting that the skills needed to succeed in both areas of the auction are similar.

Exclusive signal, non-atomic arbitrages, and Telegram bot flow strongly positively correlate with both market share (see Figure 10a) and profit margin (see Figure 10b), whereas public signal, including retail swaps, negatively correlates with them. This suggests that high-market share builders receive the more valuable exclusive flows, enabling them to keep significant profits, while those with smaller shares must fill their blocks with less valuable public transactions. For similar reasons, we observe a positive correlation of top ten builders’ market share with their profitable block rate,¹⁷ and a negative correlation with their subsidy rate. Thus, we encounter the “chicken-and-egg” problem described in [6]: *builders cannot profit from their blocks if they do not have order flow differentiating them from others, and they do not receive such flow unless they have a significant market share.*

Furthermore, top ten builders’ success in gaining market share is strongly positively correlated with the value they derive from order flow in ToB, supporting the findings in [62] (see Figure 10a). Conversely, BoB has the strongest negative correlation. Similar correlations are observed with builders’ profit margin (see Figure 10b). We expect that valuable EOF received by successful builders is prioritized for execution at ToB, allowing them to operate on the latest transitioned state and avoid unexpected changes caused by prior transactions.

Finally, we find that builders’ market share and profit margin are positively correlated with the number of bid cancellations they place per block they win on the UltraSound relay, as shown in Figure 10. This highlights the importance of such bidding strategies during the auction process, allowing builders to lower their active bid, either to avoid making a loss due changing private valuation for the block or to keep higher profits if there is a significant gap with the second highest bid. This is also facilitated by the bid adjustment feature of UltraSound [56]. Interestingly, we do not find a significant correlation with bid update lag, suggesting that latency is not necessarily linked with succeeding in the auction. However, this result may be biased as our latency analysis only considers the blocks relayed through UltraSound. For definitive results, bidding data on other relays must be examined as well.

¹⁷Correlation between profit margin and profitable block rate is omitted as they are related by definition.

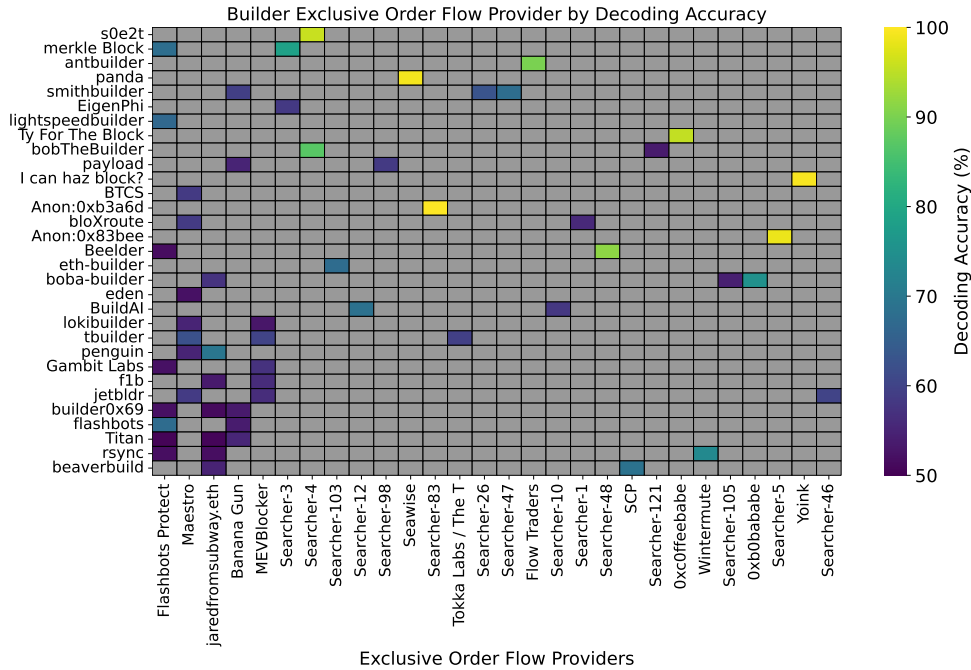


Figure 9: Heatmap displaying the DA of EOF providers (x-axis) for each builder (y-axis). Colored cells indicate a statistically significant DA, whereas gray cells show negligible values. Columns with a single colored cell indicate EPs.

6 Discussion

The current PBS implementation, MEV-Boost, has successfully enabled uniform access to MEV rewards for Ethereum validators, thereby avoiding centralization of the consensus participants. However, the current design of the block building auction promotes competition in EOF access and latency, raising the barrier to entry for new builders and leading to a centralized market (see Section 5). While this centralization is not as detrimental to the protocol’s security as a centralized validator set, it still undermines Ethereum’s censorship resistance [61,81] and *neutrality* [42] properties.

MEV-Boost block builders are incentivized to access valuable order flow from diverse sources and, notably, from distinguished EPs (see Section 5). The top two builders with the highest market shares, **beaverbuild** and **rsync**, are operated by HFT firms running integrated searchers specializing in non-atomic arbitrages [62,64]. The third best builder, **Titan**, appears to have an exclusive deal with the Banana Gun Telegram bot starting from February 2024 (see Section 4.3.3). The current market dominance by three players, who build approximately 80% of MEV-Boost blocks (see Section 4.1), raises the barrier of entry for builders, requiring them to secure order flow deals and operate their own searchers to become competitive [6]. Builders unable to do so are forced to adopt subsidy strategies, which are unsustainable in the long run.

Furthermore, builders with a latency advantage due to advanced infrastructure, such as HFT firms, can scale up by running multiple instances and adjusting bid values until the last milliseconds of the block auction (see Section 4.3.4). This gives them an edge in reacting to others’ bids and placing cancellations, at the cost of further raising barriers to entry, misaligning validators’ incentives, and increasing the auction’s gameability [45].

To uphold Ethereum’s censorship resistance and neutrality, it is essential to foster competition and maintain a sufficiently decentralized builder market. There are multiple solution directions for achieving this:

- **Changing Auction Format:** To diminish the impact of latency and bidding strategies, the block auction format can be changed to a sealed-bid auction, eliminating adaptive bidding strategies [87]. However, such an opaque design requires further consideration to reduce dependency on relay intermediaries for not disclosing bid values while maintaining an efficient auction, secure against collusion between the builders and the relays via side-channels.

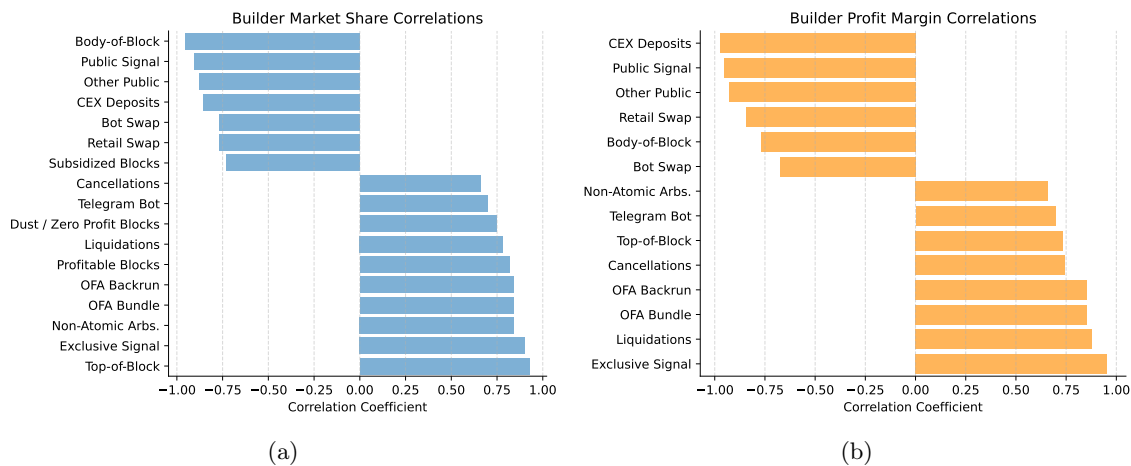


Figure 10: Spearman rank correlations of order flow and builder strategy features for the top ten builders with the highest market share. Figure 10a is a horizontal bar plot showing the significant correlations between features and builders’ market share. Figure 10b is a horizontal bar plot presenting the significant correlations between features and builders’ profit margin.

- **Decentralized Builders:** Solutions to decentralize the block builder role, such as SUAVE [24],¹⁸ aim to remove social trust in builder by running block building logic in privacy-preserving execution environments like Trusted Execution Environments (TEEs). They can contribute to a less monopolized builder market if they become competitive by attracting a diverse set of order flow providers. Features like gas fee refunds [25], making searchers pay the second-best price of the bundles competing for access to the same state, can also help achieve this.
- **Redistributing and Reducing MEV:** Capturing the MEV extracted by searchers and redistributing it could decrease the value leaked to builders and, eventually, to validators. Solutions for this include MEV-aware decentralized applications (e.g., DEXes [1,10,37,70]), intermediary protocols like OFAs [29,52], and further mechanisms such as MEV taxes [34]. Additionally, encrypted mempools (e.g., Shutter Network [75], SUAVE [24]) where users send encrypted transactions that are decrypted before execution, can prevent censoring and potentially reduce the MEV exposed.
- **In-Protocol Mechanisms:** In-protocol mechanisms such as inclusion lists [23,32] and concurrent proposers [9,61] enforce the involvement of a set of transactions/bundles in a produced block. This could strengthen Ethereum’s censorship resistance properties by reducing the monopoly of a single builder over the block payload, making block production a cooperative activity. Moreover, further unbundling consensus from execution by clearly separating block proposal and attesting duties, referred to as Attestor-Proposer Separation (APS), would allow shielding attesters from centralizing forces. Both execution tickets [18] and execution auctions [17] are proposals in that direction, and are discussed along with inclusion lists to prevent timing games [74,89] without introducing new MEV vectors [31].

Overall, the discussed solutions propose various ways to address the censorship threat posed by the currently centralized block builder market. We hope our study provides valuable insights and considerations for designing further iterations of such mechanisms and Ethereum block auctions, preserving Ethereum’s censorship resistance properties.

7 Conclusion

In this paper, we examined the MEV-Boost auction to identify features significant for winning blocks and earning profits. We found that builders’ order flow diversity and access to order flow by EPs are correlated with their block market share and profitability, respectively. Additionally, we showed a positive correlation between market share and profit margin among the top ten builders, suggesting a “chicken-and-egg” problem where builders need order flow distinguishing them from others to

¹⁸SUAVE is currently under development [22].

profit but only receive such flow if they have a significant market share. Finally, we discussed how the key features we identified for success in MEV-Boost raise the barrier of entry for new builders, driving the builder market towards centralization, and explored existing solutions for preserving Ethereum’s censorship resistance properties, hoping the insights we provide help move the solution space forward.

Acknowledgements

We thank The Latest in DeFi Research (TLDR) program, funded by the Uniswap Foundation, for supporting this work. Special thanks to Flashbots and Eden for generously providing data. We also express our gratitude for the valuable reviews of Julian Ma, Xin Wan, Christof Ferreira Torres, Kevin Pang, Žan Knafelc, and Tesa Ho.

References

- [1] linch Fusion - a new DEX standard. built on top of linch’s Aggregation and Limit Order protocols. URL: <https://linch.io/fusion/>.
- [2] Arkham. URL: <https://platform.arkhamintelligence.com/>.
- [3] Binance - Cryptocurrency Exchange for Bitcoin, Ethereum & Altcoins. URL: <https://www.binance.com/en>.
- [4] Block builder profitability - research - data. Section: Data. URL: <https://collective.flashbots.net/t/block-builder-profitability-research/2803>.
- [5] Block scoring for mev-boost relays - relays. Section: Relays. URL: <https://collective.flashbots.net/t/block-scoring-for-mev-boost-relays/202>.
- [6] Builder Dominance and Searcher Dependence. URL: <https://frontier.tech/builder-dominance-and-searcher-dependence>.
- [7] Cancun-Deneb (Dencun) FAQ. URL: <https://ethereum.org/en/roadmap/dencun/>.
- [8] Coinbase - Buy & Sell Bitcoin, Ethereum, and more with trust. URL: <https://www.coinbase.com/en-de/>.
- [9] Concurrent block proposers in ethereum - proof-of-stake / block proposer. Section: Proof-of-Stake. URL: <https://ethresear.ch/t/concurrent-block-proposers-in-ethereum/18777>.
- [10] CoW Protocol. URL: <https://cow.fi/>.
- [11] Distortion of MEV Auctions by Withdrawals. URL: <https://hackmd.io/@dataalways/HkUH7hZ26>.
- [12] Dune — Crypto Analytics Powered by Community. URL: <https://dune.com/home>.
- [13] Eden Public Data | Eden Docs. URL: <https://docs.edennetwork.io/>.
- [14] Empirical analysis of builders’ behavioral profiles (BBPs) - economics. URL: <https://ethresear.ch/t/empirical-analysis-of-builders-behavioral-profiles-bbps/16327>.
- [15] ePBS – the infinite buffet. URL: <https://notes.ethereum.org/@mikeneuder/infinite-buffet>.
- [16] Equivocation attacks in mev-boost and ePBS - proof-of-stake. Section: Proof-of-Stake. URL: <https://ethresear.ch/t/equivocation-attacks-in-mev-boost-and-epbs/15338>.
- [17] Execution auctions as an alternative to execution tickets - proof-of-stake / block proposer. Section: Proof-of-Stake. URL: <https://ethresear.ch/t/execution-auctions-as-an-alternative-to-execution-tickets/19894>.
- [18] Execution tickets - proof-of-stake / economics. Section: Proof-of-Stake. URL: <https://ethresear.ch/t/execution-tickets/17944>.

- [19] Fair exchange in proposer-builder separation - HackMD. URL: <https://hackmd.io/@EspressoSystems/fair-exchange-in-proposer-builder-separation>.
- [20] Flashbots Data. URL: <https://flashbots-data.s3.us-east-2.amazonaws.com/index.html>.
- [21] flashbots/mev-boost. original-date: 2021-11-17T18:55:22Z. URL: <https://github.com/flashbots/mev-boost>.
- [22] flashbots/suave-specs. original-date: 2023-09-29T11:20:43Z. URL: <https://github.com/flashbots/suave-specs>.
- [23] Fork-choice enforced inclusion lists (FOCIL): A simple committee-based inclusion list proposal - proof-of-stake / block proposer. Section: Proof-of-Stake. URL: <https://ethresear.ch/t/fork-choice-enforced-inclusion-lists-focil-a-simple-committee-based-inclusion-list-proposal/19870>.
- [24] The future of MEV is SUAVE | flashbots writings. URL: <https://writings.flashbots.net/the-future-of-mev-is-suave>.
- [25] Gas fee refunds | flashbots docs. URL: <https://docs.flashbots.net/flashbots-auction/advanced/gas-fee-refunds>.
- [26] libMEV. URL: <https://libmev.com>.
- [27] Maestro. URL: <https://www.maestrobots.com/>.
- [28] The merge. URL: <https://ethereum.org/en/roadmap/merge/>.
- [29] MEV Blocker. URL: <https://mevblocker.io>.
- [30] MEV-Boost Relay & Builder Stats | relayscan.io. URL: <https://www.relayscan.io>.
- [31] MEV resistant dynamic pricing auction of execution proposal rights - proof-of-stake / block proposer. Section: Proof-of-Stake. URL: <https://ethresear.ch/t/mev-resistant-dynamic-pricing-auction-of-execution-proposal-rights/20024>.
- [32] No free lunch – a new inclusion list design - proof-of-stake. Section: Proof-of-Stake. URL: <https://ethresear.ch/t/no-free-lunch-a-new-inclusion-list-design/16389>.
- [33] optimistic-relay-documentation/proposal.md at main · michaelneuder/optimistic-relay-documentation. URL: <https://github.com/michaelneuder/optimistic-relay-documentation/blob/main/proposal.md>.
- [34] Priority is all you need. URL: <https://www.paradigm.xyz/2024/06/priority-is-all-you-need>.
- [35] Proposer/block builder separation-friendly fee market designs - economics. Section: Economics. URL: <https://ethresear.ch/t/proposer-block-builder-separation-friendly-fee-market-designs/9725>.
- [36] searcherbuilder.pics/labels/non_mev_contracts.py at main · winnsterx/searcherbuilder.pics. URL: https://github.com/winnsterx/searcherbuilder.pics/blob/main/labels/non_mev_contracts.py.
- [37] Sorella. URL: <https://sorella-website.vercel.app/>.
- [38] Staking withdrawals. URL: <https://ethereum.org/en/staking/withdrawals/>.
- [39] Subverting the total eclipse (of the heart). URL: <https://hackmd.io/@dmarz/total-eclipse-of-the-relay>.
- [40] Trade Crypto the Banana Way | Banana Gun. URL: <https://bananagun.io/>.
- [41] Ultra Sound Relay. URL: <https://relay.ultrasound.money/>.

- [42] Uncrowdable inclusion lists: The tension between chain neutrality, preconfirmations and proposer commitments - economics. Section: Economics. URL: <https://ethresear.ch/t/uncrowdable-inclusion-lists-the-tension-between-chain-neutrality-preconfirmations-and-proposer-19372/5>.
- [43] Why enshrine proposer-builder separation? a viable path to ePBS - proof-of-stake. URL: <https://ethresear.ch/t/why-enshrine-proposer-builder-separation-a-viable-path-to-epbs/15710/7>.
- [44] zeromev ethereum frontrunning explorer - showing user losses from miner extractable value (MEV). URL: <https://zeromev.org/>.
- [45] Bid cancellations considered harmful - Proof-of-Stake, May 2023. Section: Proof-of-Stake. URL: <https://ethresear.ch/t/bid-cancellations-considered-harmful/15500>.
- [46] Empirical Analysis of Cross Domain CEX <> DEX Arbitrage on Ethereum - Economics, December 2023. Section: Economics. URL: <https://ethresear.ch/t/empirical-analysis-of-cross-domain-cex-dex-arbitrage-on-ethereum/17620>.
- [47] Block-auction ePBS versus Execution Ticket - Proof-of-Stake / Block proposer, April 2024. Section: Proof-of-Stake. URL: <https://ethresear.ch/t/block-auction-epbs-versus-execution-ticket/19232>.
- [48] ethereum/consensus-specs, April 2024. original-date: 2018-09-20T05:12:54Z. URL: <https://github.com/ethereum/consensus-specs>.
- [49] MEV Blocker, May 2024. URL: <https://dune.com/cowprotocol/mev-blocker>.
- [50] MEV-Boost Block Proposal | Flashbots Docs, March 2024. URL: <https://docs.flashbots.net/flashbots-mev-boost/architecture-overview/block-proposal>.
- [51] MEV Protection Overview | Flashbots Docs, March 2024. URL: <https://docs.flashbots.net/flashbots-protect/overview>.
- [52] MEV-Share | Flashbots Docs, March 2024. URL: <https://docs.flashbots.net/flashbots-protect/mev-share>.
- [53] 0xbrainjar. Cross-Chain MEV - Can it Surpass CEX-DEX Arbitrage MEV? - Cross-domain MEV, November 2023. Section: Cross-domain MEV. URL: <https://research.composable.finance/t/cross-chain-mev-can-it-surpass-cex-dex-arbitrage-mev/50>.
- [54] Ankit Chiplunkar (@ankitchiplunkar). Why should you split the block auction between the top of the block (TOB) and the rest of the block (ROB)? URL: <https://x.com/ankitchiplunkar/status/1687806136747966464>.
- [55] Maryam Bahrani, Pranav Garimidi, and Tim Roughgarden. Centralization in block building and proposer-builder separation. URL: <http://arxiv.org/abs/2401.12120>, arXiv: 2401.12120 [cs, econ], doi:10.48550/arXiv.2401.12120.
- [56] Niclas Blomberg. Bid adjustment. URL: <https://gist.github.com/blombern/c2550a5245d8c2996b688d2db5fd160b>.
- [57] Agostino Capponi, Ruizhe Jia, and Brian Zhu. The Paradox Of Just-in-Time Liquidity in Decentralized Exchanges: More Providers Can Sometimes Mean Less Liquidity, February 2024. arXiv:2311.18164 [cs, q-fin]. URL: <http://arxiv.org/abs/2311.18164>, doi: 10.48550/arXiv.2311.18164.
- [58] Etienne Combrisson and Karim Jerbi. Exceeding chance level by chance: The caveat of theoretical chance levels in brain signal classification and statistical assessment of decoding accuracy. 250:126–136. URL: <https://www.sciencedirect.com/science/article/pii/S0165027015000114>, doi:10.1016/j.jneumeth.2015.01.010.
- [59] Philip Daian, Steven Goldfeder, Tyler Kell, Yunqi Li, Xueyuan Zhao, Iddo Bentov, Lorenz Breidenbach, and Ari Juels. Flash boys 2.0: Frontrunning in decentralized exchanges, miner extractable value, and consensus instability. In *2020 IEEE Symposium on Security and Privacy (SP)*, pages 910–927. ISSN: 2375-1207. doi:10.1109/SP40000.2020.00040.

- [60] etherscan.io. Ethereum (ETH) blockchain explorer. URL: <https://etherscan.io/>.
- [61] Elijah Fox, Mallesh Pai, and Max Resnick. Censorship Resistance in On-Chain Auctions, June 2023. arXiv:2301.13321 [cs, econ]. URL: <http://arxiv.org/abs/2301.13321>, doi:10.48550/arXiv.2301.13321.
- [62] Tivas Gupta, Mallesh M. Pai, and Max Resnick. The centralizing effects of private order flow on proposer-builder separation. URL: <http://arxiv.org/abs/2305.19150>, arXiv:2305.19150[econ], doi:10.48550/arXiv.2305.19150.
- [63] Chris Hager. Mempool-dumpster. URL: <https://github.com/flashbots/mempool-dumpster>.
- [64] L. Heimbach, V. Pahari, and E. Schertenleib. Non-atomic arbitrage in decentralized finance. In *2024 IEEE Symposium on Security and Privacy (SP)*, pages 224–224, Los Alamitos, CA, USA, may 2024. IEEE Computer Society. URL: <https://doi.ieeecomputersociety.org/10.1109/SP54263.2024.00182>, doi:10.1109/SP54263.2024.00182.
- [65] Lioba Heimbach, Lucianna Kiffer, Christof Ferreira Torres, and Roger Wattenhofer. Ethereum’s proposer-builder separation: Promises and realities. In *Proceedings of the 2023 ACM on Internet Measurement Conference, IMC ’23*, page 406–420, New York, NY, USA, 2023. Association for Computing Machinery. doi:10.1145/3618257.3624824.
- [66] hildobby. Atomic arbitrage transactions query. URL: https://github.com/duneanalytics/spellbook/blob/main/macros/models/_sector/dex/dex_atomic_arbitrages.sql.
- [67] hildobby. Cex deposit wallets query. URL: <https://dune.com/queries/3237025>.
- [68] hildobby. Frontruns and backruns in sandwiching bundles query. URL: https://github.com/duneanalytics/spellbook/blob/main/macros/models/_sector/dex/dex_sandwiches.sql.
- [69] hildobby. Sandwiched victim transactions query. URL: https://github.com/duneanalytics/spellbook/blob/main/macros/models/_sector/dex/dex_sandwiched.sql.
- [70] Uniswap Labs. Uniswap x: A decentralized trading protocol, 2024. Accessed: 2024-05-23. URL: <https://uniswap.org/whitepaper-uniswapx.pdf>.
- [71] J. Lin. Divergence measures based on the shannon entropy. *IEEE Transactions on Information Theory*, 37(1):145–151, 1991. doi:10.1109/18.61115.
- [72] Alexandre Obadia, A. Salles, Lakshman Sankar, Tarun Chitra, Vaibhav Chellani, and Philip Daian. Unity is Strength: A Formalization of Cross-Domain Maximal Extractable Value. *ArXiv*, December 2021. URL: <https://www.semanticscholar.org/paper/Unity-is-Strength%3A-A-Formalization-of-Cross-Domain-Obadia-Salles/4ff3fa8f800df48c54dbbe1e4b3c9f7931810ed6>.
- [73] Kaihua Qin, Liyi Zhou, and Arthur Gervais. Quantifying blockchain extractable value: How dark is the forest? In *2022 IEEE Symposium on Security and Privacy (SP)*, pages 198–214. IEEE, 2022.
- [74] Caspar Schwarz-Schilling, Fahad Saleh, Thomas Thiery, Jennifer Pan, Nihar Shah, and Barnabé Monnot. Time is money: Strategic timing games in proof-of-stake protocols. In *DROPS-IDN/v2/document/10.4230/LIPIcs.AFT.2023.30*. Schloss-Dagstuhl - Leibniz Zentrum für Informatik. URL: <https://drops.dagstuhl.de/entities/document/10.4230/LIPIcs.AFT.2023.30>, doi:10.4230/LIPIcs.AFT.2023.30.
- [75] Shutter. Shutter - home. URL: <https://shutter.network/>.
- [76] Danning Sui. Builder Public Keys. URL: https://docs.google.com/spreadsheets/d/1rPR4ZcPA0fLzBN4Lk_Ja2X8h6KkdINJBZy6245D1joo.
- [77] Danning Sui. Labeled Transactions Query. URL: <https://dune.com/queries/3317765>.
- [78] Danning Sui and Angela Lu. Orderflow.art | Illuminating Ethereum’s order flow landscape. URL: <https://orderflow.art/methodology>.

- [79] Danning Sui and Burak Öz. Exclusive Transaction Addresses. URL: <https://gist.github.com/boz1/a86ef8853c2ad03b86ba679e9f4cfee9>.
- [80] Titan Builder (@titanbuilderxyz). Titan RPC failure. URL: <https://x.com/titanbuilderxyz/status/1747920659819229220>.
- [81] Anton Wahrstätter, Jens Ernstberger, Aviv Yaish, Liyi Zhou, Kaihua Qin, Taro Tsuchiya, Sebastian Steinhorst, Davor Svetinovic, Nicolas Christin, Mikolaj Barczentewicz, and Arthur Gervais. Blockchain Censorship, June 2023. arXiv:2305.18545 [cs]. URL: <http://arxiv.org/abs/2305.18545>, doi:10.48550/arXiv.2305.18545.
- [82] Anton Wahrstätter, Liyi Zhou, Kaihua Qin, Davor Svetinovic, and Arthur Gervais. Time to bribe: Measuring block construction market. URL: <http://arxiv.org/abs/2305.16468>, arXiv:2305.16468[cs], doi:10.48550/arXiv.2305.16468.
- [83] Toni Wahrstätter. Censorship.pics. URL: <https://censorship.pics/censorship.pics>.
- [84] Toni Wahrstätter. MEV-boost. URL: <https://mevboost.pics/mevboost.pics>.
- [85] whalehunter. Ethereum telegram bot trades query. URL: <https://dune.com/queries/3375587>.
- [86] Winnie. Searcher Builder Dashboard. URL: <https://www.searcherbuilder.pics/>.
- [87] Fei Wu, Thomas Thiery, Stefanos Leonardos, and Carmine Ventre. Strategic bidding wars in on-chain auctions. URL: <http://arxiv.org/abs/2312.14510>, arXiv:2312.14510[cs], doi:10.48550/arXiv.2312.14510.
- [88] Sen Yang, Kartik Nayak, and Fan Zhang. Decentralization of Ethereum’s Builder Market, May 2024. arXiv:2405.01329 [cs]. URL: <http://arxiv.org/abs/2405.01329>.
- [89] Burak Öz, Benjamin Kraner, Nicolò Vallarano, Bingle Stegmann Kruger, Florian Matthes, and Claudio Juan Tessone. Time moves faster when there is nothing you anticipate: The role of time in MEV rewards. In *Proceedings of the 2023 Workshop on Decentralized Finance and Security, DeFi ’23*, pages 1–8. Association for Computing Machinery. URL: <https://dl.acm.org/doi/10.1145/3605768.3623563>, doi:10.1145/3605768.3623563.

A Additional Methodology

A.1 Label Identification

A.1.1 OFA Bundles

We consider an OFA bundle structure of a user transaction t^i at block position index i , a backrun transaction t^{i+1} , and a builder refund transaction t^{i+2} which rebates a proportion of the backrun’s paid fee to the user or the OFA, which then distributes it. We also identify cases where an OFA bundle is backrunned by another OFA bundle structure, only involving a backrun transaction and a refund, without a user transaction.¹⁹ Overall, we identify three bundle structures, examining adjacent transactions by index, with the following heuristics:

- *Cowswap-MEVBlocker Bundle*

1. t is issued to the Cowswap settlement contract,²⁰
2. $t_{priority\ fee}^{i+1} + t_{coinbase}^{i+1} \geq t_{value}^{i+2}$,²¹
3. t^{i+2} transfers value to the MEVBlocker Gnosis Safe address,²²
4. t^{i+2} is issued by the builder of the block.

¹⁹Example of a two-transaction OFA bundle:

- Backrun: 0x2a6b88d73d939310e59b569ef7acf0fe6ae9df97db5d1a2a8006218d1a713cd1
- Refund: 0x7e5b3622c83694aabbcc298df1c524d1b02736a995dd25deb20353f652ed29683

²⁰Cowswap Protocol Settlement address: 0x9008D19f58AAbd9eD0D60971565AA8510560ab41

²¹This condition is enforced to ensure that the builder’s refund transaction transfers at most the complete fee payment it received from the backrun transaction.

²²MEVBlocker Gnosis Safe address: 0xce91228789b57deb45e66ca10ff648385fe7093b

- *Matching Address Bundle*

1. t involves an ERC-20 transfer or a swap,
2. $t_{priorityfee}^{i+1} + t_{coinbase}^{i+1} \geq t_{value}^{i+2}$,
3. t^{i+2} transfers value to the sender of t ,
4. t^{i+2} is issued by the builder of the block.

- *MEV-Share Bundle*

1. t involves an ERC-20 transfer or a swap,
2. $t_{priorityfee}^{i+1} + t_{coinbase}^{i+1} \geq t_{value}^{i+2}$,
3. t^{i+2} transfers value to a known MEV-Share refund address [20],
4. t^{i+2} is issued by the builder of the block.

A.1.2 MEV

We detect certain MEV strategies, such as atomic arbitrages, sandwiches, and liquidations, using the labels provided by zeromev [44]. For arbitrages and sandwiches, we combine zeromev data with labels available on Dune Analytics collections [66, 68, 69]. We programmatically identify all victim transactions in a sandwich bundle.

A.1.3 Non-Atomic Arbitrages

We detect non-atomic CEX-DEX arbitrages, introducing heuristics inspired from [46, 64, 86]. We label a transaction t^i at a normalized block position i as a non-atomic arbitrage if it fulfills *all* of the following heuristics:

1. t has a sufficient gas fee or does coinbase payment [64]:²³ $t_{tip} \geq 1Gwei$ or $t_{coinbase} > 0$,
2. t is not seen in the public mempool,
3. t does not have an MEV label and is not part of an OFA bundle,
4. t makes strictly two ERC-20 token transfers (or one swap) and uses less than 400,000 gas [64],
5. t is the first swap in the pool considering trade direction (i.e., the first sell and buy are both seen as the first swap) [64],
6. t is not submitted to a known router smart contract identified in [78].

A.1.4 Telegram Bot Flow

We use a dataset available on Dune Analytics [85] to identify the smart contracts and trades of 21 Telegram bots and one web trading portal.

A.1.5 Solver Model Flow

In this work, we focus on Cowswap [10], UniswapX [70], and 1inch Fusion [1] solver models. Since solvers and fillers operating on them submit their solutions to the router contracts of these platforms, we detect solver model flow by checking the destination address of the transactions. We identify such router contracts using the Dune Analytics dataset by [78].

A.1.6 CEX

We detect CEX deposits utilizing a collection available on Dune Analytics [67]. This dataset includes 1,922 deposit wallet addresses of 301 CEXes.

²³If t^{i-1} or t^{i+1} has the same sender as t and make a coinbase transfer, we also consider it as a payment for t [46, 86]

A.1.7 Swap Flow

We identify transactions that involve an ERC-20 transfer (or a swap) and do not belong to other order flow label categories as swap flow. We differentiate between retail and bot swap by checking whether the transaction is directed to a known, non-MEV smart contract, indicating a retail swap. For this, we use the router addresses made available by [78] and labeled contracts dataset [36] used in [86]. The retail swap category also involves the bundled user transactions in OFAs and sandwiches. If the transaction does not initially interact with a labeled contract, we categorize it as bot swap.

A.1.8 Others

We label the transactions that do not belong to any other order flow category as other public or exclusive flow based on their visibility in the network, using the mempool data by [63].

A.2 External Data

As part of our methodology, we used datasets from external resources, summarized in Table 3.

B Further Measurements

B.1 Order Flow Overview

In Table 4, we summarize our measurements for transparency and order flow labels.

B.1.1 Occurance and Trends

We find that Telegram bot transactions appear more often in blocks (0.89 per block) than common MEV strategies such as sandwiches (0.58) and arbitrages (atomic: 0.16, non-atomic: 0.68), as summarized in Table 4. The frequency of occurrences we calculate for MEV order flow types differs from [64], which covers MEV-Boost blocks up to October 31, 2023. As we show in Figure 6a, the significance of order flow labels changes over time, with certain types becoming more popular. For example, Telegram bot transactions consistently provided the most value until the last week of 2023. Afterwards, we observe oscillations, with sandwiches and non-atomic arbitrages gaining prominence. These trends in the order flow landscape could explain the different measurements compared to [64].

Interestingly, the gas consumed by other public flow decreases in March 2024 (see Figure 6a). As discussed in Section 3.1.2, this order flow includes transactions such as batch submissions by rollup solutions, potentially consuming high amounts of gas. Following the Dencun upgrade on March 13, 2024 [7], which introduced blob transactions to save gas costs for rollups, we notice a drop in the daily average gas used by other public flow from 35% to 27.5%. This is another evidence of how the order flow landscape can evolve over time.

B.2 All Builders Overview

In Table 5, we summarize all builders' market share, profitability, and block packing metrics.

B.3 Builder Order Flow

In Figure 11 and Figure 12, we show the order flow transparency and composition of every builder, respectively.

B.4 Exclusive Order Flow Providers

In Figure 13a, we show the trends in the significance of the seven EOF providers who contributed the most value to MEV-Boost blocks. The emergence of the Maestro Telegram bot coincides with a major decrease in the significance of Flashbots Protect and MEVBlocker, supporting the findings in [88]. Additionally, Banana Gun Telegram bot gains a traction at the beginning of February 2024, which we observe to be overlapping with the surge in Titan's market share (see Figure 4a) and profits (see Figure 13b), suggesting an EOF deal.²⁴ Conversely, `beaverbuild` and `rsync` consistently made profits over time, likely due to their integrated searchers SCP and Wintermute [62, 64], respectively (see Figure 13c, Figure 13d).

²⁴The spike in Figure 13b, observed on January 19, 2024, is due to a failing RPC endpoint of Titan [80].

Data	Source
Certain MEV and swap transactions	zeromev [44]
Non-MEV smart contract addresses	searcherbuilder.pics [86]
Searcher addresses	Etherscan [60], Arkham [2], libMEV [26]
Bids submitted to the UltraSound relay	Eden Network [13]
Payloads of all MEV-Boost auctions	relayscan.io [30]
Public keys controlled by the builders	Builder Websites, Eden Network [13]
MEVBlocker transactions/bundles	Dune Analytics [49]
Flashbots Protect and MEV-Share transactions/bundles	Flashbots Data [20]

Table 3: External Data Sources

Type	Label	Occurrence Probability P	Avg. Value [ETH]	Avg. Share [%]	Value per Gas [ETH]	Avg. Gas [%]
Transparency	Exclusive Signal	0.99	0.12	66.69	$7.5e-09$	19.6
	Public Signal	1.0	0.02	33.0	$1.3e-09$	80.26
	OFA Bundle	0.04	< 0.01	0.31	$1.8e-11$	0.14
Order Flow	Telegram Bot Flow	0.89	0.04	18.64	$2.4e-09$	5.93
	Sandwich MEV	0.58	0.03	17.49	$1.8e-09$	1.7
	Bot Swap Flow	1.0	0.02	10.09	$1.2e-09$	12.69
	Non-Atomic Arbitrage MEV	0.68	0.02	13.22	$1.2e-09$	1.52
	Retail Swap Flow	1.0	0.01	13.89	$5.9e-10$	33.33
	Other Public Flow	1.0	0.01	13.73	$5.6e-10$	34.28
	Atomic Arbitrage MEV	0.16	0.01	1.49	$3.4e-10$	0.41
	Other Exclusive Flow	0.87	0.01	3.34	$3.4e-10$	1.44
	CEX Deposits	0.99	< 0.01	5.96	$2e-10$	7.22
	Solver Model Flow	0.52	< 0.01	1.9	$1.1e-10$	1.42
	Liquidation MEV	< 0.01	< 0.01	0.03	$6.7e-11$	0.01
	OFA Backrun	0.04	< 0.01	0.22	$1.4e-11$	0.05

Table 4: Summary of Transparency and Order Flow Labels

In Figure 14, we present the significance of EOF providers for MEV-Boost builders with greater than 0.01% market share. As we could not match most of the providers with known entities, we enumerate them and share this mapping in [79].

B.5 Latency and Bidding

In Table 6, we summarize the latency and bidding behavior of all builders for the blocks they won on the UltraSound relay.

B.6 Validator Payment

In Table 7, we summarize builders’ validator payment patterns. Excluded blocks correspond to MEV-Boost blocks where the builder sets the proposer as the fee recipient. Other fee payer blocks are the ones where the fee recipient builder address does not conduct the proposer payment, but a related address does it. We include such blocks in our analysis as the builder is assumed to eventually pay the original payer. Further, we measure the difference between the value indicated in the blocks’ payload value obtained from MEV-Boost relays and the actual value paid to the validator. Here, we calculate the over-promised value (promised but not paid to the proposer) and the under-promised value (paid to the proposer on top of the promised value). Finally, we calculate the relay payment done by the builder, which occurs if the builder uses UltraSound’s bid adjustment feature [56].

We observe that **Titan** produced many blocks which were excluded from our analysis. While **Titan** did not receive on-chain value from these blocks, they helped the builder to gain market share, as discussed in Section 3.3.2. Moreover, **flashbots** and **penguin** have over-promised a considerable amount, potentially by including withdrawal transactions in their blocks. Finally, we detect that only **BRT** used the bid adjustment feature of the UltraSound relay, as no other builders made a relay payment.

Builder	Total Blocks [#]	Market Share [%]	Total Payment [ETH]	Total Subsidy [ETH]	Total Profit [ETH]	Profit Margin [%]	Profitable Blocks [%]	Dust/Zero Profit Blocks [%]	Subsidized Blocks [%]	ToB Value [%]	BoB Value [%]	EoB Value [%]
beaverbuild	413,868	37.91	49,871.82	-70.46	7,341.62	5.4	45.11	46.26	8.63	74.55	25.17	0.27
rsync	273,126	25.02	33,691.74	-80.71	1,679.73	3.25	39.05	58.6	2.35	74.15	25.18	0.66
Titan	177,915	16.3	22,025.19	-61.49	6,083.95	1.02	27.42	52.48	20.1	74.91	20.5	4.59
flashbots	74,636	6.84	6,918.79	0.0	48.22	1.38	15.66	84.34	0.0	72.32	27.31	0.37
builder0x69	35,083	3.21	3,878.92	0.0	434.64	2.3	23.75	76.25	0.0	71.06	28.65	0.28
jetbldr	32,670	2.99	1,192.15	-73.21	11.41	-12.45	6.21	12.67	81.13	66.96	32.64	0.4
flb	16,716	1.53	1,251.63	-12.39	53.59	-1.94	16.72	42.01	41.27	65.48	34.03	0.49
Gambit Labs	15,281	1.4	889.45	-19.75	78.42	-4.03	21.26	24.72	54.02	57.41	34.93	7.66
penguin	14,622	1.34	1,028.28	-41.77	17.7	-9.73	11.8	10.26	77.94	29.61	66.7	3.7
tbuilder	10,584	0.97	338.38	-79.1	-77.01	-41.23	0.44	1.67	97.88	63.66	36.07	0.27
lokibuilder	5,609	0.51	253.18	-10.52	36.21	-2.86	23.28	16.51	60.21	66.81	32.13	1.06
BuildAI	3,657	0.33	1,054.98	0.0	196.48	13.49	74.84	25.16	0.0	83.31	16.53	0.16
eden	2,289	0.21	185.06	0.0	1.55	2.0	18.17	81.83	0.0	66.08	32.54	1.38
boba-builder	2,126	0.19	412.33	-2.6	1.12	-3.29	26.76	44.59	28.65	34.21	21.25	44.54
eth-builder	1,922	0.18	539.45	-2.24	159.71	-11.67	40.17	31.53	28.3	59.87	35.47	4.66
Beelder	1,751	0.16	155.42	0.0	1.11	1.2	16.62	83.38	0.0	79.24	20.26	0.5
Anon:0x83bee	1,631	0.15	1,519.58	0.0	427.16	23.49	100.0	0.0	0.0	36.19	54.33	9.48
bloXroute	1,134	0.1	120.22	-1.37	1.84	-6.42	23.37	35.19	41.45	68.87	24.35	6.78
Anon:0xb3a6d	997	0.09	974.33	0.0	215.69	25.93	98.4	1.6	0.0	49.89	45.92	4.19
BTCS	955	0.09	19.59	-8.97	-8.9	-226.95	1.78	5.55	92.67	53.76	45.86	0.38
I can haz block?	527	0.05	1,656.91	-1.23	1,094.65	40.26	97.34	1.9	0.76	64.17	35.54	0.29
payload	426	0.04	312.69	0.0	14.23	11.18	56.1	43.9	0.0	78.11	20.23	1.65
bobTheBuilder	408	0.04	130.09	0.0	49.11	9.16	44.12	55.88	0.0	77.65	21.69	0.65
lightspeedbuilder	355	0.03	21.49	-0.86	-0.76	-13.29	1.41	6.76	91.83	67.97	30.86	1.17
EigenPhi	343	0.03	19.75	0.0	0.28	3.07	23.91	75.8	0.29	66.77	31.43	1.8
nfactorial	335	0.03	112.33	0.0	63.27	29.43	97.31	2.69	0.0	10.44	83.24	6.32
smithbuilder	330	0.03	22.12	-0.64	-0.65	-12.34	0.0	10.61	89.39	53.23	39.33	7.43
panda	286	0.03	23.74	-15.7	-15.69	-246.71	0.35	1.4	98.25	72.04	27.5	0.46
Ty For The Block	276	0.03	495.89	-0.06	788.55	40.04	94.2	3.62	2.17	79.65	19.5	0.85
antbuilder	207	0.02	89.94	-0.43	2.27	6.26	64.73	21.26	14.01	85.73	14.04	0.23
merkle Block	163	0.01	3.7	-0.8	-0.75	-49.37	0.61	0.61	98.77	63.22	35.99	0.8
ibuilder	149	0.01	2.6	-0.44	-0.44	-24.63	0.0	0.67	99.33	50.31	49.17	0.52
s0e2t	122	0.01	24.4	0.0	0.11	1.43	15.57	84.43	0.0	22.79	76.3	0.91
ashpool	43	0.0	10.5	0.0	0.03	1.02	11.63	88.37	0.0	59.24	20.48	20.28
smithbot	39	0.0	26.68	0.0	0.03	-0.38	28.21	71.79	0.0	57.5	40.95	1.55
If you build it, they will come.	11	0.0	0.32	0.0	0.01	4.73	9.09	90.91	0.0	43.72	54.63	1.65
wenmerge	3	0.0	0.28	0.0	0.0	1.61	0.0	100.0	0.0	78.31	21.63	0.06
Manifold	2	0.0	0.15	0.0	0.09	24.04	50.0	50.0	0.0	80.73	19.18	0.1
Builder Boi	2	0.0	0.04	0.0	0.0	0.0	0.0	100.0	0.0	83.47	16.49	0.04

Table 5: Market Share, Profitability, and Block Packing Metrics of All Builders

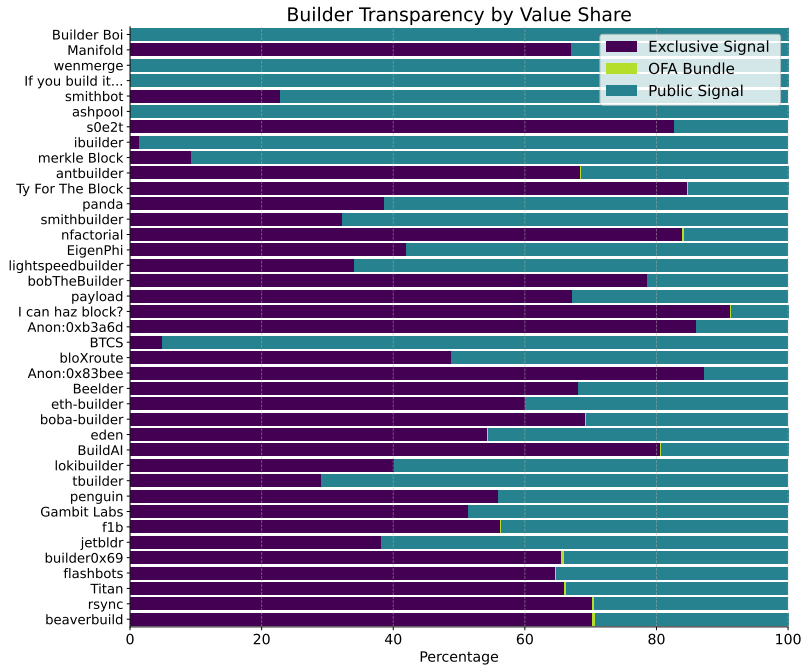


Figure 11: A horizontal bar plot indicating the share of value builders receive from each transparency label. Builders on the y-axis are ordered in ascending order based on their market share, with the builder with the highest share listed at the bottom.

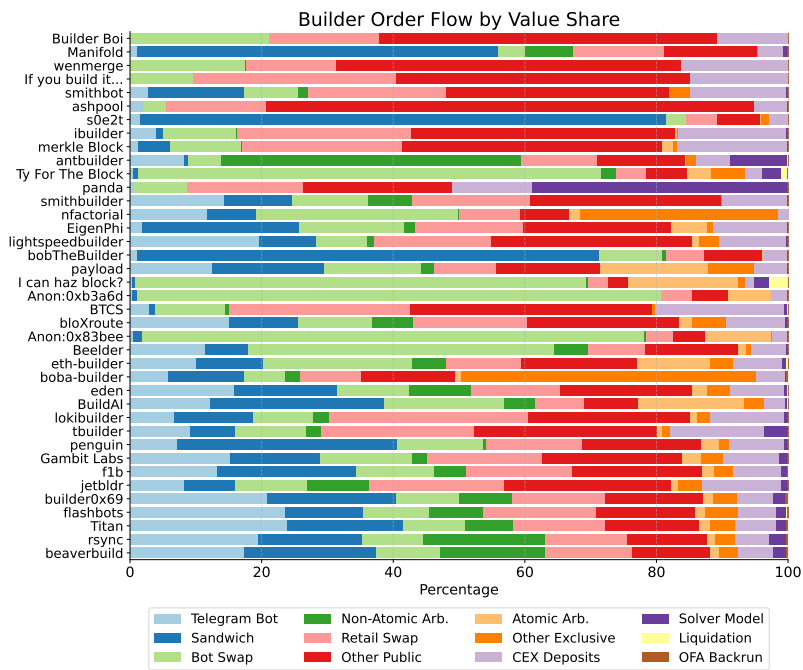


Figure 12: A horizontal bar plot showing the share of value builders receive from each order flow label. Builders on the y-axis are ordered in ascending order based on their market share, with the builder with the highest share listed at the bottom.

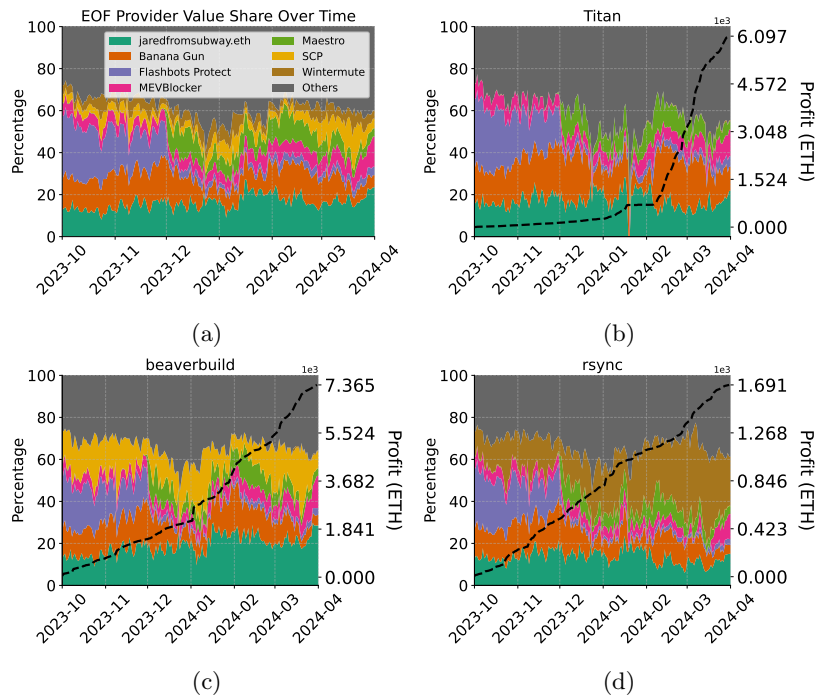


Figure 13: The significance of EOF providers. Figure 13a is an area plot showing the trends in the share of value contributed by the seven most prominent EOF providers based on total value. The total EOF value of the remaining providers is aggregated and denoted as “Others” in the plot legend. Figure 13b, Figure 13c, and Figure 13d are EOF provider area plots for Titan, beaverbuild, and rsync builders, respectively, with a dashed line plot showing their cumulative profit in ETH on the right y-axis. The legend in Figure 13a applies to all figures.

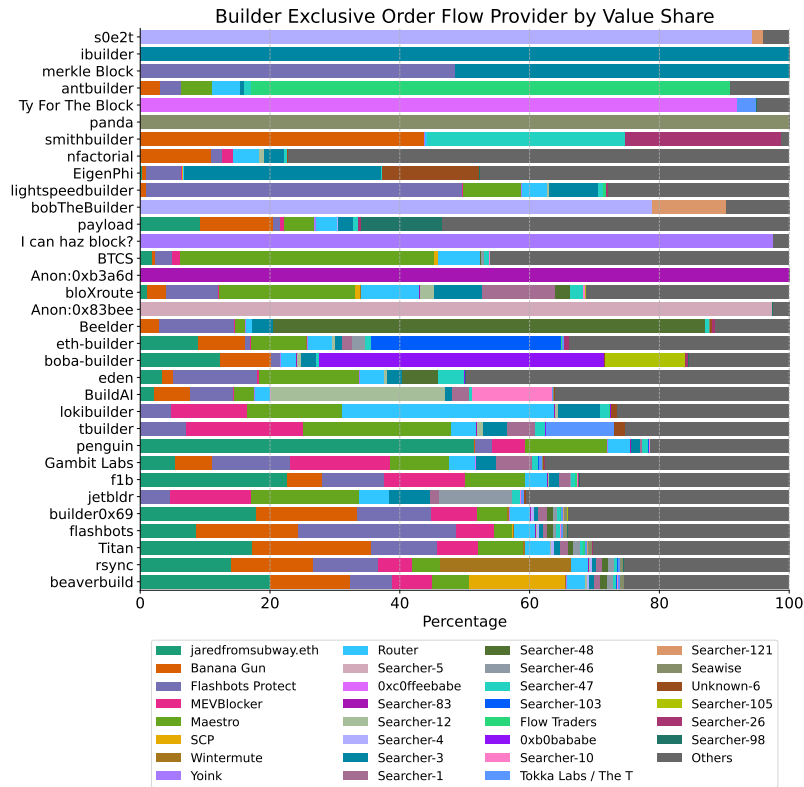


Figure 14: A horizontal bar plot showing the share EOF value builders receive from providers. Builders on the y-axis are ordered in ascending order based on their market share, with the builder with the highest share listed at the bottom. Unknown providers are enumerated according to [79].

Builder	Total Blocks [#]	Avg. Bids [#]	Avg. Update Lag [ms]	Avg. Winner Time [ms]	Total Cancels [#]	Avg. Cancels [#]
beaverbuild	137,721	31.54	130.41	586.59	248,195	1.74
rsync	95,310	25.27	166.21	531.38	212,504	2.29
Titan	47,539	31.11	186.25	605.83	91,337	1.78
flashbots	32,612	16.25	411.36	348.45	3,014	0.1
builder0x69	23,294	20.64	183.08	575.09	17,445	0.65
jetbldr	12,960	35.2	103.08	605.75	904	0.09
Gambit Labs	9,530	15.85	349.05	496.3	492	0.1
f1b	9,242	25.42	214.18	680.45	10,494	0.98
penguin	7,783	49.64	69.92	652.91	966	0.13
tbuilder	4,786	6.1	476.68	104.71	81	0.01
lokibuilder	3,445	23.01	200.14	398.06	1,176	0.32
BuildAI	1,580	7.39	220.17	511.55	49	0.03
boba-builder	1,048	15.94	531.17	-530.01	57	0.04
Beelder	905	1.96	32.19	383.65	18	0.03
Anon:0x83bee	753	9.65	462.65	154.63	34	0.04
eth-builder	613	4.81	598.22	454.77	9	0.02
Anon:0xb3a6d	452	9.29	645.09	345.08	93	0.17
I can haz block?	317	6.46	1,007.86	-828.63	27	0.04
lightspeedbuilder	269	39.82	70.68	502.95	1,472	5.41
eden	262	5.37	486.39	217.26	227	0.93
payload	210	12.06	482.52	204.68	62	0.31
bloXroute	189	10.8	233.64	342.44	452	0.68
smithbuilder	174	27.29	152.64	529.19	1,646	6.12
Ty For The Block	173	11.38	579.5	-291.24	24	0.15
nfactorial	163	4.0	814.76	-527.05	1	0.0
bobTheBuilder	139	3.01	191.11	733.85	4	0.03
merkle Block	127	46.9	114.19	43.7	331	1.46
antbuilder	125	59.51	195.21	588.75	1,682	10.21
ibuilder	48	9.52	499.84	188.19	3	0.06
ashpool	26	9.48	231.43	19.09	3	0.19
s0e2t	20	1.6	0.0	150.5	1	0.02
BTCS	15	22.98	118.91	-507.28	40	2.86
EigenPhi	8	21.14	654.98	-1,367.5	7	1.16
smithbot	7	10.83	821.82	470.75	7	0.58
Manifold	2	41.0	363.28	568.5	2	1.0
If you build it, they will come.	1	2.0	431.0	-3,981.0	0	0.0

Table 6: Bidding and Latency Metrics of All Builders (UltraSound Relay)

Builder	Excluded Blocks [#]	Excluded Blocks [%]	Excluded Value [ETH]	Other Fee Payer Blocks [%]	Promise Delivered Blocks [%]	Over-Promised Bid Value [ETH]	Under-Promised Bid Value [ETH]	Relay Payment [ETH]
beaverbuild	1,231.0	0.3	45.67	5.08	99.66	92.8	-14.0	4.81
rsync	588.0	0.21	17.51	1.88	99.75	55.93	-5.88	0.39
Titan	92,879.0	34.3	8,412.7	7.35	99.66	55.27	-4.72	1.29
flashbots	108.0	0.14	3.31	0.0	99.03	977.38	-4.03	0.0
builder0x69	79.0	0.22	2.26	0.0	99.76	3.7	-0.38	0.0
jetbldr	184.0	0.56	21.14	1.57	99.66	0.94	-1.05	0.0
flb	24.0	0.14	0.57	0.0	99.83	3.3	-0.13	0.0
Gambit Labs	1,918.0	11.15	249.88	0.0	97.06	416.15	-0.24	0.0
penguin	991.0	6.35	47.26	0.01	96.38	3,470.56	-0.22	0.0
tbuilder	15.0	0.14	0.28	0.0	99.84	0.11	-0.06	0.0
lokibuilder	13.0	0.23	0.26	0.0	99.72	2.08	-0.72	0.0
BuildAI	5.0	0.14	0.1	0.0	99.75	0.96	-0.02	0.0
eden	5.0	0.22	0.22	0.0	99.78	0.13	-0.02	0.0
boba-builder	2.0	0.09	0.03	0.0	99.86	0.09	-0.06	0.0
eth-builder	10.0	0.52	0.26	0.0	99.22	0.65	-0.02	0.0
Beelder	3.0	0.17	0.08	0.0	99.49	0.06	-0.15	0.0
Anon:0x83bee	2.0	0.12	0.05	0.0	99.69	0.72	-0.04	0.0
bloXroute	1,598.0	58.49	245.56	0.0	99.38	0.33	-0.05	0.0
Anon:0xb3a6d	0.0	0.0	0.0	0.0	100.0	0.0	0.0	0.0
BTCS	7.0	0.73	0.22	0.0	97.61	0.11	-0.26	0.0
I can haz block?	0.0	0.0	0.0	0.0	100.0	0.0	0.0	0.0
payload	1.0	0.23	0.02	0.0	99.53	0.01	0.0	0.0
bobTheBuilder	0.0	0.0	0.0	0.0	100.0	0.0	0.0	0.0
lightspeedbuilder	28.0	7.31	7.18	0.0	99.74	0.18	0.0	0.0
EigenPhi	0.0	0.0	0.0	0.0	100.0	0.0	0.0	0.0
nfactorial	1.0	0.3	0.02	0.0	99.7	0.05	0.0	0.0
smithbuilder	0.0	0.0	0.0	0.0	100.0	0.0	0.0	0.0
panda	0.0	0.0	0.0	0.0	100.0	0.0	0.0	0.0
Ty For The Block	1.0	0.36	0.02	0.0	99.64	0.08	0.0	0.0
antbuilder	2.0	0.96	0.05	0.0	99.04	0.59	0.0	0.0
merkle Block	0.0	0.0	0.0	0.0	100.0	0.0	0.0	0.0
ibuilder	0.0	0.0	0.0	0.0	100.0	0.0	0.0	0.0
s0e2t	1.0	0.81	0.03	0.0	99.19	0.14	0.0	0.0
ashpool	0.0	0.0	0.0	0.0	100.0	0.0	0.0	0.0
smithbot	2.0	4.88	0.06	0.0	92.68	0.02	-0.07	0.0
If you build it, they will come.	0.0	0.0	0.0	0.0	100.0	0.0	0.0	0.0
wenmerge	0.0	0.0	0.0	0.0	100.0	0.0	0.0	0.0
Manifold	320.0	99.38	12.65	0.0	91.61	0.22	-2.26	0.0
Builder Boi	0.0	0.0	0.0	0.0	100.0	0.0	0.0	0.0

Table 7: Validator Payment Metrics of All Builders