

# What is glacier sliding?

Robert LAW<sup>1,2</sup>, David CHANDLER<sup>3,2</sup>, Andreas BORN<sup>1,2</sup>

<sup>1</sup>Department of Earth Science, University of Bergen, Bergen, Norway

<sup>2</sup>Bjerknes Centre for Climate Research, Bergen, Norway

<sup>3</sup>NORCE Norwegian Research Centre, Bergen, Norway

<robert.law@uib.no>

## ABSTRACT.

Glacier and ice-sheet motion is fundamental to glaciology. However, there is still no clear consensus for the optimal way to describe glacier and ice-sheet sliding. Typically, sliding is parameterised using a traction coefficient nominally linked to a given theory describing one or a limited set of sliding processes. However, this approach precludes the possibility of multiple simultaneous and spatio-temporally varying sliding modes with inaccuracies resulting in model error propagation as the system evolves away from the conditions under which it was optimised for. Here, revisiting early theoretical work, we describe glacier sliding as a scale- and setting-dependent ‘inner flow’ that arises from multiple overlapping sub-processes, bridging divides between hard and soft beds, rough and smooth beds, and stick-slip and continuous sliding as well as providing a consistent definition for form drag. The corresponding ‘outer flow’ then accounts for ‘normal’ ice deformation. We propose that the significance of ‘Iken’s bound’ is then reduced if form drag dominates over subglacial cavitation in a given region, possibly explaining the persistent functionality of Weertman-type sliding in process-agnostic sliding studies over rough topography. Last, reviewing observation-based studies we suggest that a simple ‘unified’ sliding relationship controlled by a single tunable coefficient may not be a realistic prospect, but that a Weertman-type relationship with careful consideration of the power value is presently the ‘least bad’ option.

## 1 BACKGROUND

*The question then occurs, is the viscosity real or apparent?*  
John Tyndall on glacier motion in 1857.

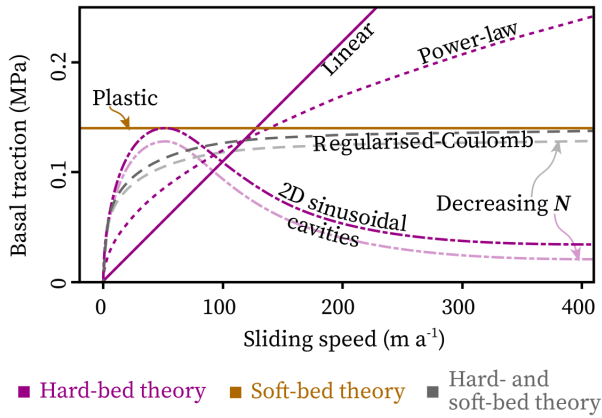
Glacier sliding is a phenomenologically distinct problem within earth sciences, separated from simpler plane-on-plane sliding problems between two elastic solids by multiple confounding factors. The relative softness of ice allows for both viscous deformation under a non-Newtonian power law and discrete slip at the ice-bed interface, which may occur in a stick-slip or continuous manner. A ‘soft’ sediment phase provides a further medium to convey deformation in many instances (and is shaped in turn by glacial processes), while ‘hard’ underlying bedrock can constitute a highly topographically irregular base ranging from <1 cm asperities to dramatic fjords, necessitating ice deformation around rigid obstacles over length scales covering 5 orders of magnitude. A subglacial hydrological system comprised largely of melted ice may significantly alter the effective pressure of the ice

upon its substrate, and influence the roughness and material characteristics of the base itself. Debris entrained within basal ice interacts with the subglacial environment and influences both basal ice properties and the frictional properties of the glacier sole. These considerations present a wide parameter space for basal boundary conditions, which may also exhibit considerable spatial and temporal variations. The net outcome is significant difficulty in the derivation of a ‘unified’ or ‘generalised’ sliding relationship, usually expressed in the form

$$\tau_b = f(u_b) \text{ or } \tau_b = f(u_b, N) \quad (1)$$

where  $\tau_b$  is basal traction,  $u_b$  is ice velocity tangential to the ice-bed interface,  $N = P_i - P_w$  is effective pressure,  $P_w$  is subglacial water pressure, and  $P_i$  is the ice overburden pressure.

Determining an appropriate sliding relationship is central to producing tractable, physically-based projections of the contribution of ice sheets and glaciers to sea-level rise and fresh-water fluxes over the coming centuries. Extant



**Fig. 1.** Existing sliding parameterisations and how their development relates to soft- and hard-bed theory. Traction and velocity values are plausible, but for illustrative purposes only.

sliding relationships (Fig. 1, Table. 1) influence ice-sheet model output at catchment to entire ice sheet scales, with the distinction between bounded traction (plastic, regularised-Coulomb) and unbounded traction (all other relationships) being particularly consequential (Gillet-Chaulet and others, 2012; Parizek and others, 2013; Ritz and others, 2015; Tsai and others, 2015; Bons and others, 2018; Kyrke-Smith and others, 2018; Brondex and others, 2019; Åkesson and others, 2021; Lippert and others, 2024; Trevers and others, 2024), yet around five<sup>1</sup> (Section 3) sliding relationships implicitly or explicitly capturing different sliding processes are used in the Ice Sheet Model Intercomparison Project (ISMIP) models (Goelzer and others, 2020; Seroussi and others, 2020), which guide worldwide policy on sea level rise mitigation. This state of affairs is not immediately straightforward to resolve, as the inverse methods that tune for  $C$ , the ‘traction coefficient’, will produce reasonable basal stress states whichever equation in Table 1 is chosen as the global stress balance condition must be met (Joughin and others, 2009; Arthern and Gudmundsson, 2010). There is therefore no simple approach to discounting sliding relationships given solely a snapshot of glacier or ice sheet velocity and geometry. Errors associated with an inappropriate choice of basal sliding relationship subsequently increase as a function of model run time (Aschwanden and others, 2021).

In numerical ice-sheet models, these sliding relationships

<sup>1</sup>Some sliding relationships can be considered a simplified versions of one another. For example Weertman-type and pseudo-plastic can be manipulated into linear or plastic relationships, the  $N$  in Budd sliding is effectively subsumed into the  $C$  of Weertman-type sliding during inversion if it is assumed that subglacial water pressure does not vary in time, making this number subjective.

Sliding relationship	Equation
Linear <sup>†</sup>	$\tau_b = C u_b$ or $\tau_b = N C u_b$
Plastic <sup>†</sup>	$\tau_b = C$ or $\tau_b = C N$
Weertman(-type) <sup>†</sup>	$\tau_b = C u_b^{1/n}$ or $\tau_b = C u_b^{1/m}$
Pseudo-plastic <sup>†</sup>	$\tau_b = \tau_c \frac{u_b^{1/m}}{u_t^{1/m}}$
Budd <sup>†</sup>	$\tau_b = C (N^q u_b)^{1/m}$ or $\tau_b = C N u_b^{1/m}$
Regularised-Coulomb	$\tau_b = C \left( \frac{u_b}{u_b + u_t} \right)^{1/m}$

**Table 1.** Selected sliding relationships applied in numerical glacier and ice-sheet models, expressed in one-dimensional form. <sup>†</sup> Denotes that the sliding relationship is used in Goelzer and others (2020) or Seroussi and others (2020) ISMIP experiments. In all equations  $\tau_b$  is basal traction and  $u_b$  is the basal velocity tangential to the bed. Where present,  $n$  is the exponent used in Glen’s flow law (usually 3) and is only used where an explicit link to Glen’s flow law is made in the paper proposing the sliding relationship,  $m$  is an exponent often related to Glen’s flow law, but not always explicitly,  $N$  is the effective pressure,  $C$  is the traction coefficient which may be adapted from its use in the original paper for simplified intercomparison (for example we replace  $1/C$  with  $C$  in the Budd relationship),  $\tau_c$  is the yield stress in the pseudo-plastic relationship,  $q$  is a fitting parameter in the Budd relationship, and  $u_t$  is the threshold velocity in the pseudo-plastic and regularised-Coulomb relationships. The rate-weakening 2D cavities relationship in Fig. 1 is not included, as no numerical ice-sheet or glacier models include rate-weakening behaviour above a given velocity threshold. Depending on convention, the RHS may be negative in the original paper to indicate a traction force opposite to velocity direction. In dimensions higher than 1 the sliding relationship is vectorised. **Notes:** **Linear:** Adapted from Nye (1969) and Kamb (1970). As applied in e.g. Morlighem and others (2013). The version with  $N$  is used in some Goelzer and others (2020) experiments. **Weertman:** Equation featuring  $n$  is adapted from Weertman (1957) where  $n$  is set as 3.  $m$  is often used in models instead of  $n$  where  $m$  is usually between 3 and 4. **Pseudo-plastic:** Effectively the same as Weertman but included for frequent use in PISM applications e.g. Aschwanden and others (2016), the pseudo-plastic relationship can be varied between plastic ( $m = \infty$ ), linear ( $m = 1$ ), or Weertman-type ( $2 \leq m \leq 4$ ) behaviour. **Regularised-Coulomb:** The simplest form excluding  $N$ , adapted from (Joughin and others, 2019). Other formulations exist such as  $\tau_b = C u_b N \left( \frac{u_b^{-n+1}}{u_b + A_s C^n N^n} \right)^{1/n}$  (Helanov and others, 2021) where  $A_s$  is a parameter specific to this formulation. The differences between regularised-Coulomb relationships are not negligible (Appendix A). **Plastic:** As used in e.g. Bougamont and others (2014) and the PISM default (Winkelmann and others, 2011). **Budd:** As developed in Budd and others (1984) where  $q = 1$  and  $m = 3$  and used in Budd and Jacka (1989) with  $q = 2$  and  $m = 1$ . The alternative and simplified Budd formulation is as used in Choi and others (2022). The proposal of Tsai and others (2021) also bears similarities with Budd sliding.

form a critical thread between the processes occurring at the sub-grid-scale and the numerical solution defined at the grid scale (where ‘grid’ refers to discretised model grid cells or mesh elements)<sup>2</sup>. In discretised continuum mechanics models, the distinction between sub-grid-scale and grid-scale is usually made using a ‘representative volume element’ that is large enough to be representative of the bulk behaviour of micro-scale processes within the constitutive material it represents. For ice deformation, this is straightforward – an ice volume of 1 m<sup>3</sup>, much below the resolution of even the most detailed numerical models, will contain sufficient variability in crystal orientation, size, and impurities as to have effectively the same response to an applied stress field as a different 1 m<sup>3</sup> of the same material. Lab-based experiments using small volumes of ice (e.g. Glen, 1952) can therefore be reasonably applied to much larger-scale models, even if separate issues such as the importance of tertiary creep remain (Adams and others, 2021).

There is not, however, an obvious representative volume, or ‘representative surface’ element size for glacier sliding processes, with investigations into glacier sliding covering a disparate range of scales extending over seven orders of magnitude from millimetres to 10s of kilometres (Fig. 2). For example, lab experiments for ice-sediment shearing behaviour may be conducted at a scale of tens of centimetres (e.g. Iverson and others, 1998; Zoet and Iverson, 2020), up-scaled to field settings covering an entire glacier where subglacially entrained clasts, variable subglacial hydrology, or bedrock obstacles further influence the relationship between traction and velocity (e.g. Iverson and others, 1995; Hedfors and others, 2003; Gimbert and others, 2021), and ultimately applied to ice-sheet models where individual grid cells can exceed 10s of kilometres (or have a highly variable size across a given domain) and cover an uncertain and/or heterogeneous subglacial landscape (e.g. Kyrke-Smith and others, 2018; Holschuh and others, 2020; Paxman and others, 2021). Nonetheless, routinely-used sliding parameterisations in ice sheet models almost exclusively use theories derived for one or a limited set of sliding processes at small scales (Goelzer and others, 2020; Seroussi and others, 2020), without representing the full range of scale-dependent processes.

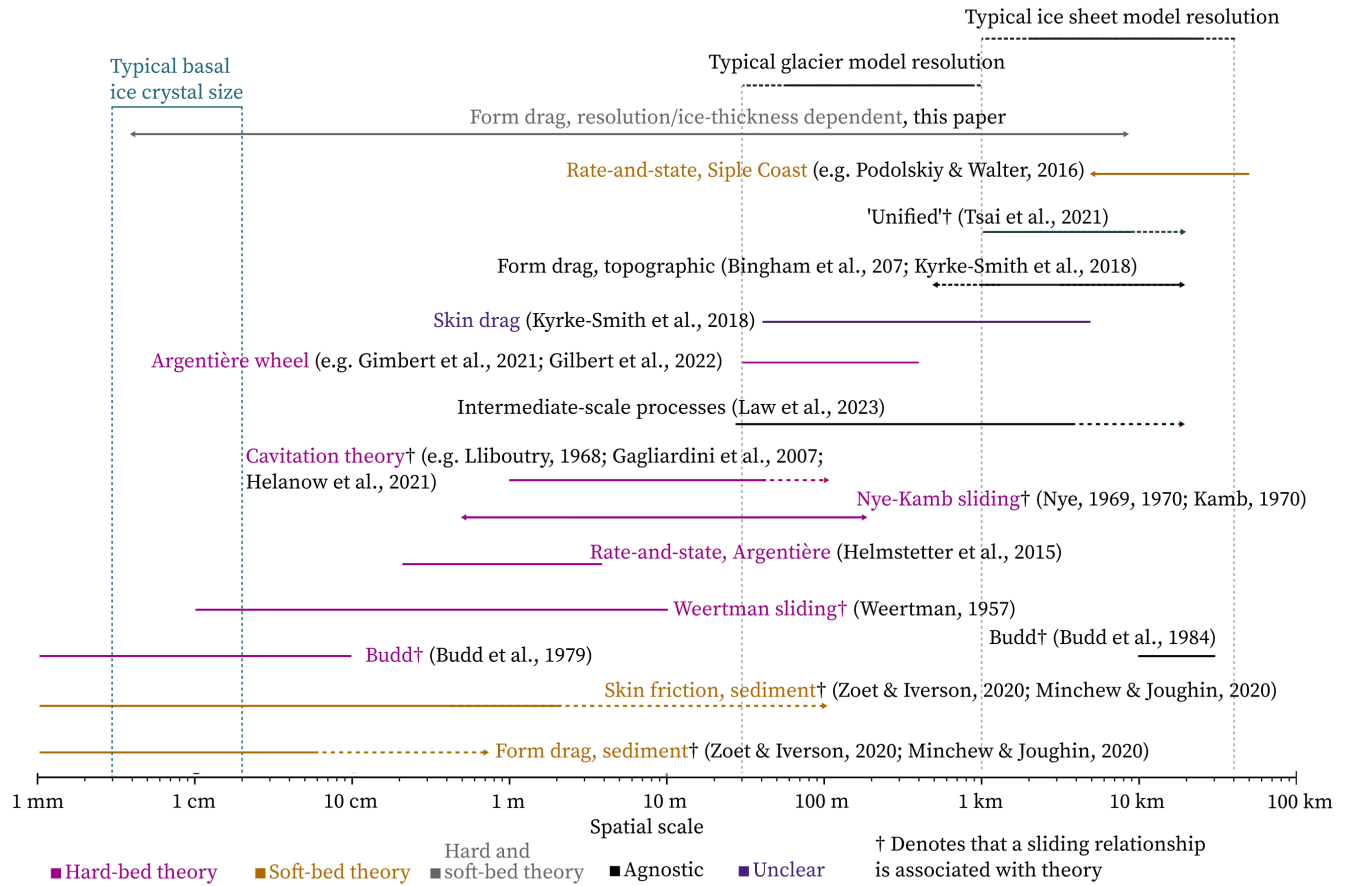
Representation of sliding in glacier and ice-sheet models is further hindered by a tendency to classify the bed either as ‘soft’ (less rigid than ice and subject to sediment deformation and transport under glacier slip and subglacial hydrology even at short time scales) or ‘hard’ (more rigid than

ice and only appreciably modified by sliding or hydrology at glacial-cycle time scales). Glacier and ice-sheet models generally cannot represent settings that may feature both soft- and hard-bed characteristics within a single grid cell or across a model domain (Fig. 3). This ‘one or the other’ classification is challenged by geological and geomorphological evidence of mixed soft- and hard-bed regions in both recently deglaciated landscapes (e.g. Hogan and others, 2020; Garcia-Oteyza and others, 2022) and in active subglacial settings (Jordan and others, 2023) but has received very little attention in glaciological studies (Koellner and others, 2019). A middle-ground between hard and soft beds can also exist if the substrate is only deformable under certain conditions, i.e. very thick ice cover with high subglacial water pressure. Sub-grid-scale topography is furthermore known to significantly influence ice flow (Kyrke-Smith and others, 2018; Hoffman and others, 2022; Law and others, 2023), and may even dominate grid-scale basal traction (Fig. 3b), but is also lacking from present sliding parameterisations.

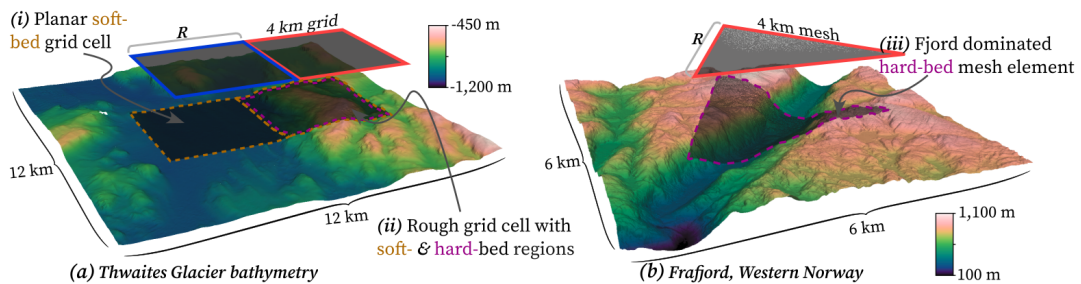
In this paper we provide a clear framework for describing glacier sliding as behaviour emerging from multiple scale- and setting-dependent processes (summarised in Fig. 4) rather than as a single dominant process. We reconsider the ‘inner-outer’ flow division (Section 2) first proposed by Fowler (1977), but with a more universal approach to the inclusion of numerous sliding sub-processes (Section 3). We briefly cover standard soft- and hard-bed theory (Sections 3.1 and 3.2); form drag, roughness, and temperate ice (Section 3.3); stick-slip vs. continuous sliding (Section 3.4); the overlap between soft- and hard-bed sliding (Section 3.5); the basal ice layer and ice rheology (Section 3.6); and how these sub-processes are modified by subglacial hydrology (Section 4). We focus on annual timescales as these are the most relevant for predictive and palaeo models, and largely avoid the transient influence of e.g. supraglacial lake drainages (Das and others, 2008), rainfall events (Doyle and others, 2015), or seasonal modulation (Bartholomew and others, 2011; Sole and others, 2013). In Section 5 we review process-agnostic studies fitting sliding relationships to observational data. Last, we consider if a truly unified sliding relationship is a realistic possibility, consider the settings under which Iken’s bound can be considered to hold, and make suggestions for the application of sliding relationships to models (Section 6).

Throughout this paper we use *sliding* to refer to the net effect of processes that fall within the ‘inner flow’ (covered below), and *slip* to refer to discrete slip at the ice-bed interface where a clear ice-bed interface can be discerned. Unless otherwise specified, we refer to sliding situations where the ice-bed interface is at the pressure melting point. We hope that this paper is useful to those seeking an introduction to

<sup>2</sup>This was not always the case, with purely analytical sliding relationships predating the first numerical models by decades (Weertman, 1957; Rasmussen and Campbell, 1973; Jenssen, 1977) which may explain why sub-grid-scale processes were not initially a concern.



**Fig. 2. Spatial scales for theories and parameterisations of basal sliding.** A solid line indicates coverage as explicitly defined in the associated paper while a dashed line indicates probable situation dependent coverage and an arrow indicates extension beyond the scale bar or an uncertain coverage beyond the given limit. Reasoning behind the positioning of each spatial range is provided in Appendix B.



**Fig. 3. Typically sized grid cells and mesh element overlain on previously glaciated regions.** Thwaites Glacier bathymetry is from Hogan and others (2020). Frafjord topography is from Kartverket.no.

glacier sliding and coverage of advancements over the last decade, but we do not attempt an exhaustive review. Earlier reviews (Clarke, 2005; Fowler, 2010) and book chapters (Benn and Evans, 2010; Cuffey and Paterson, 2010) provide more comprehensive coverage. Our discussion is limited to continuum-scales in ice and we do not cover crystal-scale deformation or molecular-level interaction – Schulson and Duval (2009) and Krim (1996) provide more information on these topics.

## 2 INNER-OUTER FLOWS

Fowler (1977), Fowler and Larson (1978), and Fowler (1981) (hereafter Fowler1977) consider glacier sliding over a two-dimensional free-slip bumpy bed analytically. Recognising that the smooth basal boundary used in larger-scale analytical models is not a realistic representation of a rough glacier bed, Fowler1977 separate ice motion into an ‘inner’ flow and an ‘outer’ flow (reinterpreted in Fig. 5). The inner flow, which includes a component of basal slip, is theorised to closely follow the *actual* bed topography. The outer flow accounts for internal deformation at the typical depth and length scale of the entire glacier and is considered to be ‘sliding’ over a smoothed representation of the actual bed (i.e. the *model* bed). The outer and inner flows are then joined by a sliding relationship under the condition that the inner flow ‘feels’ the outer flow as a uniform shearing flow, and the outer flow ‘feels’ the inner flow as a tangential stress at the smoothed bed boundary.

In our application, the inner flow accounts for the relevant subset of processes outlined in Fig. 4 and Section 3 (as opposed to the simpler set of processes considered in Fowler1977) and the outer flow comprises englacial ice deformation with minimal influence from the processes in Fig. 4. In a modelling sense, the outer flow represents all motion not captured by the basal sliding component. A more complex example of multiple sub-processes operating in an inner flow is given in Appendix C.

A distinction between an inner and outer flow begins to form an inclusive description of glacier sliding, but a consistent definition for the position of the inner-outer boundary does not immediately materialise – even if an explicit inner-outer boundary is in keeping with its implicit use in previous studies (e.g. Schoof and Clarke, 2008; Zoet and Iverson, 2020; Helanow and others, 2021). The inner flow does not neatly fit the idea of a boundary layer as typically used in fluid dynamics to describe a region of turbulent flow separation (Batchelor, 1967 and discussed further in Section 3.3) and shares only broad similarities with a bottom boundary layer as used in oceanography models (Campin and Goosse,

1999). A numerical approach also means that the inner and outer flow can not be matched analytically as they are in Fowler1977. However, perturbations in strain rates tend to decrease in amplitude with increasing height above the bed, either exponentially (Balise and Raymond, 1985) or as a power law (Chandler and others, 2006); corresponding length scales for the decay of inner layer strain rate perturbations could then form a basis for defining the inner-outer layer boundary.

The height at which inner-flow processes become negligible will also vary as a function of the spatial scale under consideration, heterogeneity in bed properties, and the roughness characteristics of the bed topography. For example, inner-flow processes will be important at a greater height above the bed if considering an area of rough topography around a planar soft-bed region, than if considering the planar soft-bed region in isolation. In most situations however, a reasonable norm is already defined for setting the position of the model bed surface. BedMachine (Morlighem and others, 2017) and BedMap (Fretwell and others, 2013) products are used for the Greenland and Antarctic ice sheets respectively while a more fragmented approach is taken for mountain glaciers (e.g. Welty and others, 2020; Grab and others, 2021). These bed topography models are significantly smoother than the roughness suggested by geostatistical analysis of radar flight lines (MacKie and others, 2021; Law and others, 2023) and deglaciated forelands immediately adjacent to the ice sheets, but function as convenient thresholds for separating inner and outer flows. Crucially, we note that the imperfect representation inherent to subglacial bed topography products means a degree of ice deformation will unavoidably already be incorporated within existing sliding parameterisations even if its inclusion has not been previously formalised. The error associated with a collapsed inner flow is therefore not introducing new errors, but rather providing a way to quantify and address existing ones.

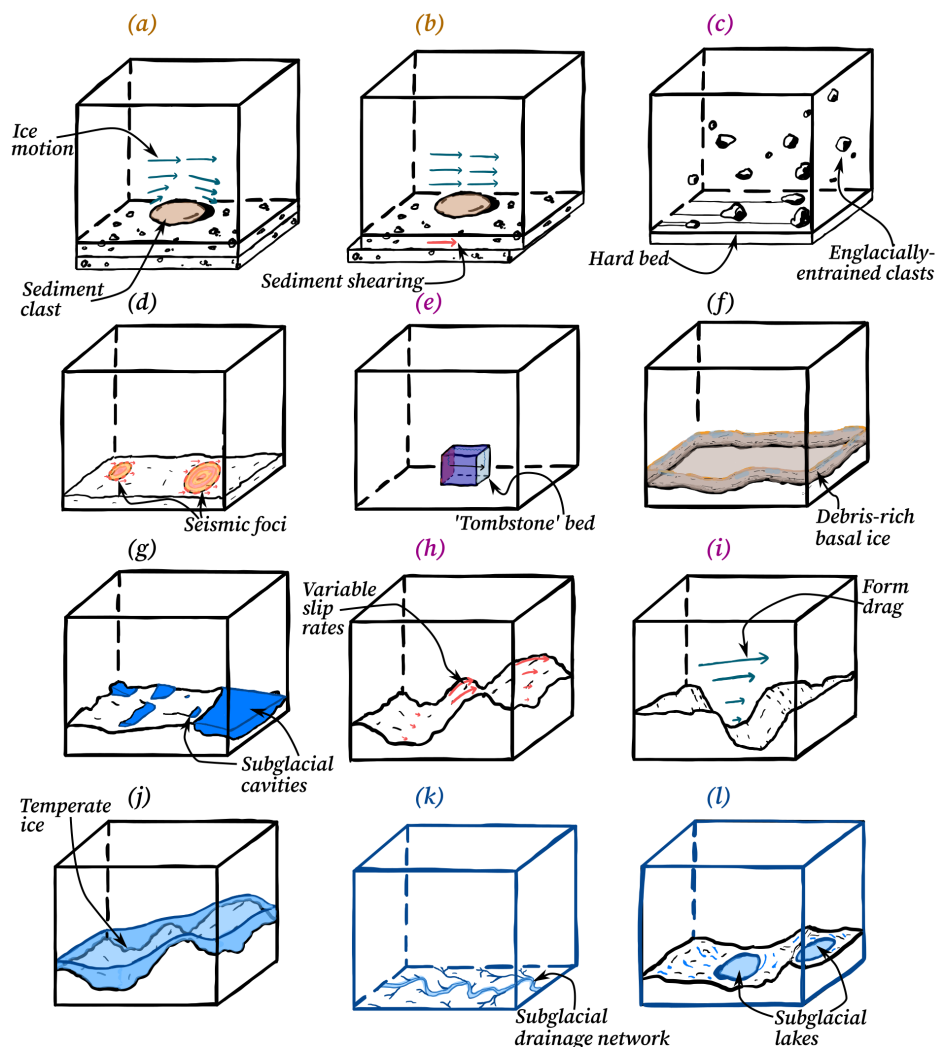
Using this description of the inner flow, the net basal velocity at the model bed surface ( $\text{m a}^{-1}$ ) can then be treated as the sum of individual sliding processes up to  $\mathcal{P}_n$  with

$$u_b = \mathcal{P}_1 + \mathcal{P}_2 + \dots + \mathcal{P}_n. \quad (2)$$

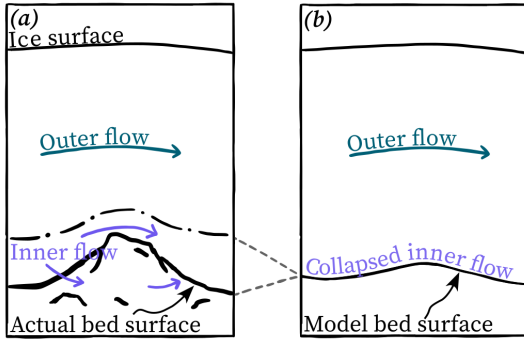
and the net basal traction (Pa) as

$$\tau_b = \hat{\mathcal{P}}_1 + \hat{\mathcal{P}}_2 + \dots + \hat{\mathcal{P}}_n \quad (3)$$

where hats ( $\hat{\ }$ ) refer to the resistance opposing each sliding process over the area considered. This is displayed schematically in Fig 6. Expanding Eqs. 2 and 3 to cover an area  $R$ , which may represent a model cell (e.g. Fig. 3), gives



**Fig. 4. Schematics of glacier sliding sub-processes and controls discussed in the text.** Scale is intentionally omitted but scale generally increases left to right and top to bottom through sub processes. Hydrology in **k** and **l** is considered as a process modifier, as no ice mass is transported and these are distinguished with blue outline boxes. **a** Form drag over sedimentary clasts. **b** Shear of sediment. **c** Ice with clasts sliding over a flat hard bed. **d** Stick-slip events. **e** Regelation. **f** Deformation within the basal boundary layer. **g** Cavitation. **h** Spatially variable sliding rates over rough topography. **i** Spatially variable ice deformation over rough topography. **j** Temperate layer processes. **k** Hydrology and channelisation. **l** Subglacial lakes.



**Fig. 5. Inner and outer flows.** **a** Outer flow and inner flow with matching surface (dash-dot line) which may be similar, but is not directly equivalent, to the model bed surface. Depending on setting the inner flow may feature any of the processes in Fig. 4. **b** The inner flow is collapsed to occur at the model bed surface. The outer flow represents ice deformation that is not significantly influenced by bed processes.

$$u_b|_R = \frac{1}{R} \iint_R \mathcal{P}_1 + \mathcal{P}_2 + \dots + \mathcal{P}_n dR \quad (4)$$

and

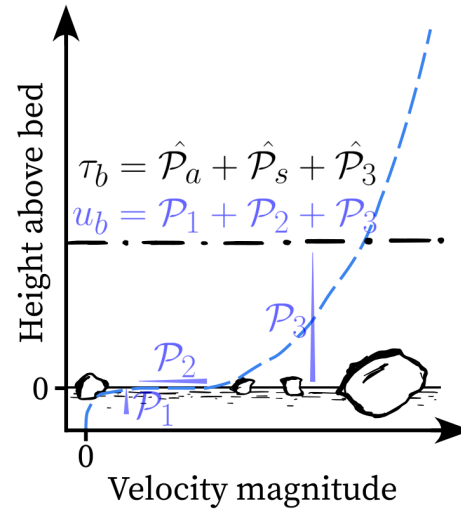
$$\tau_b|_R = \frac{1}{R} \iint_R \hat{\mathcal{P}}_1 + \hat{\mathcal{P}}_2 + \dots + \hat{\mathcal{P}}_n dR. \quad (5)$$

This framework facilitates quantification of the role of each sub-process in the inner flow, though a full representation will be further complicated if sliding sub-processes are in fact represented as functions of one another (e.g.  $\hat{\mathcal{P}}_1 = f(\hat{\mathcal{P}}_2, \hat{\mathcal{P}}_3)$ ).

### 3 SLIDING PROCESSES

#### 3.1 Sliding over ‘soft’ (sediment) beds

Early work on soft-bed sliding suggested that subglacial till behaves as a mildly non-linear Bingham viscous fluid (such that resistance to deformation increases with deformation rate), with distributed deformation extending around 50 cm below the ice-bed interface (Boulton and Hindmarsh, 1987). This idea received some support from contemporaneous studies of subglacial conditions (Blake, 1992; Humphrey and others, 1993) but most subsequent studies – including laboratory, direct measurement, and analogous laboratory experiments from different material science disciplines – find strain-localisation close to the ice-bed interface, or manifest in multiple discrete shear zones at multiple depths within the subglacial till, and a Coulomb-plastic rheology (e.g. Biegel and others, 1989; Kamb, 1991; Hooke and others, 1997; Iverson



**Fig. 6. Schematics of inner flow velocity and traction components for planar soft-bed sliding.** Sub-processes are sediment deformation ( $\mathcal{P}_1$ ), slip at the ice-till interface ( $\mathcal{P}_2$ ), and viscous deformation and regelation around clasts that are substantially larger than the surrounding till matrix ( $\mathcal{P}_3$ ). This reflects the transition zone between viscous deformation and sediment shearing modes detailed in Zoet and Iverson (2020). An example featuring more processes is Appendix C.

and others, 1997; Iverson and others, 1998; Iverson and Iverson, 2001; Damsgaard and others, 2013; Cuffey and Paterson, 2010), and we therefore do not discuss viscous sediment deformation further.

In laboratory experiments of glacial-till deformation beneath a rigid shear ring, the till reaches its yield strength and then fails at a uniform rate under steady conditions, with a near-constant or a modest decrease in basal traction over a large ( $400 \text{ m a}^{-1}$ ) shear-ring velocity increase (Iverson and others, 1998; Fischer and others, 2001; Iverson, 2010). Field observations using strain-gauges emplaced in actively deforming subglacial sediment repeatedly support Coulomb-plastic deformation (Iverson and others, 1995; Alley and Whillans, 1984; Fischer and others, 2001), with an inverse relationship between pore-water pressure and sediment strength (Fischer and others, 2001). Numerical models indicate that the pore-water pressure-strength relationship is further modulated by till permeability properties (Damsgaard and others, 2017, 2020), with till properties influenced in turn by crushing and compression from overlying ice (Iverson, 1999). Field observations additionally emphasise the importance of ploughing of clasts lodged at the ice-till interface, particularly where sediment pore pressure is high, as the pressure exerted by the clast on the downflow sediment can locally

increase the water pressure and weaken the sediment (Iverson and others, 1994; Rousselot and Fischer, 2005). In the case where sediment is not weakened by an increase in pore pressure, a clast may be pushed downwards and no longer be ploughed through the matrix (Clark and Hansel, 1989).

More recently, Zoet and Iverson (2020) used a ring of temperate ice  $\sim 15$  cm thick between the rigid shear ring and underlying sediment. In this setting, rate-strengthening behaviour occurs at lower velocities (below around  $50 \text{ m a}^{-1}$  in sediment with clasts, Fig. 4a) as ice viscously deforms and regelates around static clasts before the clasts begin to plough through the finer-grained matrix at a stress limited by the till's Coulomb strength (Fig. 4b). The net result of the Zoet and Iverson (2020) experiment is a regularised-Coulomb relationship (Fig. 1, Table 1) where the sliding interface is defined up 15 cm above the ice-till interface. The relationship of Zoet and Iverson (2020) to form drag as proposed by Minchew and Joughin (2020) is covered in Section 3.3.

Bedforms, including drumlins, mega-scale glacial lineations, and ribbed moraine (Stokes, 2018) are ubiquitous in areas of continuous sediment and likely represent a continuum of features formed by glacier dynamics and subglacial hydrology (Ely and others, 2023). These bedforms are generally streamlined and have a low aspect ratio (height/length), but their contribution to form drag has not been quantified to our knowledge.

### 3.2 Sliding over 'hard' (bedrock) beds

Hard-bed sliding studies can be divided into those considering slip across planar surfaces of limited extent and those concerned with sliding over rough or undulating beds at longer wavelengths. In studies considering planar surfaces water pressure is typically kept spatially constant, while in studies considering a rough or undulating bed subglacial water may be theorised as either a microscopically thin and continuous layer, or as a pressurised system of subglacial cavities occupying local bedrock depressions. Undulating beds with a frictionless ice-bed interface were the first to attract attention in sliding theory, but we begin with macroscopically flat (i.e. flat to the naked eye) surfaces due to their simplicity. Roughness at length scales beyond 25 m is covered in Section 3.3.

The slip of ice over a planar surface (Fig. 4c) is closer to the assumptions of standard Coulomb behaviour (Coulomb, 1785; Desplanches, 2014), though plane-normal velocity components, englacial clasts, and possible clast-scale cavitation present complications (Hoffman and others, 2022). Rather than a sliding relationship of the form of Eq. 1, basal traction in these studies is often reported as a static  $\mu_s$  or transient  $\mu_t$  coefficient of friction,  $\mu_s$  or  $\mu_t = \frac{\tau_b}{N}$  where  $\mu_s$  de-

scribes the force required to move the plane from stationary and  $\mu_t$  describes the force required to keep the plane in motion. Shear-ring studies using temperate ice and englacial sediment content of 0-20% over macroscopically flat granite find a  $\mu_s$  of 0.02-0.05 (Barnes and others, 1971; Zoet and others, 2013; McCarthy and others, 2017; Thompson, 2020), lower than teflon-on-teflon with no lubrication (Fetfatsidis and others, 2013). In the above studies, sliding may be stick-slip or steady-state (outlined further in Section 3.4) depending on water pressure and particular material properties. Transient coefficients of friction between 0.05-0.08 were obtained from subglacial access to the ice-rock interface of the Engabreen outlet glacier in Norway (Iverson and others, 2003; Cohen and others, 2005). Unexpectedly high shear traction values of up to 0.5 MPa accompany the low  $\mu_t$  values at Engabreen and these are still not fully explained, suggesting a possible gap in understanding – see Thompson and others (2020) for a more in depth discussion. The transient coefficient of friction is much higher for cold ice (0.5 at  $-20^\circ\text{C}$ ) making sub-temperate slip very low, but potentially non-negligible (Barnes and others, 1971; McCarthy and others, 2017; Atkins, 2013; Mantelli and others, 2019; Section 3.7).

Where an ice block rests unconstrained on a plane, and water pressure beneath the ice is close to atmospheric pressure,  $\mu_s$  can reach 0.6 for a rough (up to 0.25 cm roughness) pebbly surface or 0.2 for smooth concrete (Budd and others, 1979). These are not typical stress or hydrological conditions for glacier beds (e.g. Hubbard and Nienow, 1997; Woodard and others, 2021) but were used by Budd and others (1979) to derive an empirical sliding relationship (Table 1), with later modifications to exponents to produce a better fit with field data at an ice-sheet scale (Budd and others, 1984) that are arguably large enough to mark a departure from the empirical underpinnings. To summarise planar hard-bed sliding, it is reasonable to treat the friction of ice on rock in the presence of pressurised water as low, but it is not negligible, and may in certain configurations be an important local control on basal traction. There is significant scope to improve understanding in the processes responsible for ice-rock friction across a wide parameter space (Thompson and others, 2020).

Sliding over rough hard beds has also received much attention. This began with the classical work of Weertman (1957), who considered ice motion over isolated cuboids (akin to the geometry in Fig. 4e) with no ice-bed separation through two processes: regelation and enhanced creep (Fig. 4e). In regelation, ice moves without deformation. Temperate ice approaching an obstacle is subject to greater pressure, lowering its melting point. Consequently, some of the ice melts at the upstream face, and the meltwater is driven to the downstream face by the pressure gradient. Here, where the



pressure is lower and the melting point is higher, the melt-water refreezes. The higher temperature at the downflow side of the obstacle results in heat flow back through the obstacle, completing the cycle. Regelation is an ongoing process in many subglacial settings (Kamb and Lachapelle, 1964; Kamb, 1970; Hallet and others, 1978; Hubbard and Sharp, 1993; Iverson, 2000; Cook and others, 2011; Rempel and Meyer, 2019), including in soft bed settings outside the scope of the original Weertman (1957) paper. However, the requirement for return heat flow causes regelation rate to vary inversely with obstacle wavelength, limiting the importance of regelation as a sliding process to obstacles smaller than a few cm Weertman (1957). Regelation is therefore generally not viewed as a significant contributor to overall sliding rates (MacAyeal, 2019) and has received comparatively little attention since the mid 1990s, though further contemporary study would not be unwelcome.

Enhanced creep is prompted by stress concentrations at bedrock obstacles, leading to locally increased strain rates. Functionally, this means enhanced creep can be considered as a synonym for form drag (Section 3.3). Conversely to regelation, the contribution of enhanced creep to glacier sliding in Weertman's 1957 study increases with obstacle size. Focusing on the obstacle sizes that produce the greatest rate of sliding when regelation and enhanced creep act in unison (millimetre- to metre-scale) Weertman (1957) reaches a value of  $m$  in a power law of  $(n + 1)/2 = 2$  with  $C$  representing a combination of bed-geometry characteristics. Technically, values of  $m$  deviating from 2 when  $n = 3$  are therefore not physically based on the original Weertman theory making 'power-law' or 'Weertman-type' sliding a more suitable descriptor. Sliding over a sinusoidal two-dimensional bed with no ice-bed separation and a linear ice rheology produces a linear sliding relationship ( $m = 1$  in Weertman-type sliding) (Nye, 1969), as does Weertman sliding with  $n = 1$ .

Weertman-type sliding, usually with  $m = 3$ , is the most commonly used sliding relationship in the latest round of ISMIP experiments (with linear sliding also frequently used) (Goelzer and others, 2020; Seroussi and others, 2020), yet the theoretical underpinnings behind these relationships do not hold up to scrutiny – including by Weertman's own reappraisal (Weertman, 1979). Weertman's original theory features a non-linear rheology following Glen (1955), but it is apparent that no glacier beds actually have the morphology used by Weertman (1957), and even changes to a different unrealistic bed geometry produces a materially different relationship (Lliboutry, 1979). Weertman sliding is further challenged by ubiquitous evidence and theoretical support for subglacial cavitation, or regions of bounded ponded water at high pressure between the glacier sole and underlying

hard or soft bed, which form when the pressure on the downstream face of an obstacle falls below a critical level (Fig. 4g and e.g. Walder and Hallet, 1979; Kamb, 1987; Hooke, 1989; Helanow and others, 2021). Weertman sliding also does not provide an explanation for increased sliding rates when subglacial water pressure increases. The persistent utility of Weertman-type sliding in heuristic studies, though generally with  $m \geq 3$ , despite these major problems is covered in Sections 5 and 6.4.

Subglacial cavities (Fig. 4g) act to reduce contact between the glacier sole and the ice bed. In the two-dimensional formulations of Lliboutry (1968), Iken (1981), Schoof (2005), and Gagliardini and others (2007), amongst others, where the bed is comprised of frictionless sinusoids, this produces an upper bound for basal traction, followed by rate-weakening behaviour (Fig. 1). Put mathematically, 'Iken's bound' as coined by Schoof (2005) is given as

$$\tau_b \leq N \tan(\theta) \quad (6)$$

where  $\theta$  is the maximum up-slope angle between the bed and the mean flow direction of the ice (Iken, 1981; Schoof, 2005). Roldan-Blasco and others (2022) suggest that in the simplified two-dimensional framework of compound sinusoids non-negligible friction at the ice-bed interface will not significantly alter the form of the sliding relationship or the existence of Iken's bound. However, the geometry used in these studies can also be considered unrealistic, with the absence of a third dimension preventing lateral escape of subglacial water that would act to reduce the cavity size (Gimbert and others, 2021). Helanow and others (2019) and Helanow and others (2021) address this and show that realistic three-dimensional bed topographies up to 25 m still result in bounded basal traction, but that significant rate-weakening behaviour is not expected (the regularised-Coulomb relationship in Fig. 1). The validity of the assumptions underlying Eq. 6 when considering inner flows over larger areas and rough topography is covered in Section 6.3.

### 3.3 Roughness, form drag, and temperate ice

Glaciated and deglaciated landscapes are characterised by roughness not only at scales of centimetres to metres (as featured in the previous section), but also by roughness at scales of tens to thousands of metres. This includes cnochan and lochan landscapes, drumlins, incised fjords, and other erosional or depositional features that bridge a very subjective boundary between 'roughness' and 'topography' (Figs. 4h-j). Radar flight lines reveal extensive and variably rough beds beneath the Greenland and Antarctic ice sheets (e.g. Bingham and Siegert, 2009; Rippin, 2013; Munevar Garcia

and others, 2023), often quantified through a Fast Fourier Transform or variogram (e.g. MacKie and others, 2021) which pares back the geomorphological uniqueness of a landscape but enables regional intercomparison. At present, only roughness up to a length scale of 25 m is explicitly incorporated in a process-based sliding relationship (Helanow and others, 2021), but it is clear from borehole observations (Ryser and others, 2014; Doyle and others, 2018; Maier and others, 2019; Law and others, 2021) and simulations of ice motion over rough terrain at multi-kilometre scale (Hoffman and others, 2022; Law and others, 2023; Liu and others, 2023) that roughness at larger scales significantly influences patterns of ice motion. Deformation rates are highly variable in proximity to the bed (Fig. 4i) with basal slip ranging between 5%-95% of total surface velocity (Fig. 4h) and much higher slip rates over topographic highs (Law and others, 2023). Existing soft- and hard-bed sliding theories and parameterisations do not incorporate these processes – yet the limited studies that have investigated its influence on bed properties suggest a notable control (Wilkins and others, 2015; Gillet-Chaulet and others, 2016; Falcini and others, 2018).

In polythermal glacier and ice-sheet settings, a layer of lower-viscosity basal temperate ice (Fig. 4j) may furthermore modulate the complex motion patterns caused by topographic roughness (Krabbendam, 2016; Law and others, 2023), with greater thicknesses of temperate ice found in topographic troughs than peaks, and the formation of a shear band at the top of the temperate zone (Law and others, 2023; Liu and others, 2023). The rheology of temperate ice, and in particular temperate ice with an impurity content, is very poorly constrained and possibly even linear viscous (Lliboutry, 1971; Adams and others, 2021), making future studies into temperate ice rheology an urgent objective.

The influence of roughness on sliding can be theorised through form drag. Kyrke-Smith and others (2018) consider the influence of increasing the spatial resolution of a numerical model from 5 km to 0.5 km (and therefore also increasing the fidelity of the underlying topography) on the basal traction obtained from an inversion procedure. Intuitively, Kyrke-Smith and others (2018) find that as spatial resolution is decreased, basal traction increases. Form drag is then described as the area-averaged basal traction with high topographic fidelity subtracted from the area-averaged basal traction with low topographic fidelity, i.e. the basal traction arising from topographic obstacles not explicitly represented by the basal boundary position. This clearly aligns with the idea that form drag can be theorised as part of the inner-flow which collapses to the modelled bed surface (Section 2). At a much smaller scale, Minchew and Joughin (2020) comment on Zoet and Iverson (2020) and invoke form drag as the

viscous resistance that arises as ice deforms over entrained clast ‘micro-topography’ in laboratory soft-bed sliding experiments before the sediment reaches its yield strength described previously in Section 3.1.

Form drag may therefore be a very useful concept in descriptions of glacier sliding, but its use in glaciology differs fundamentally from form drag as originally described for aerodynamic applications. The differences are sufficiently large that it may be more appropriate to use a different phrase altogether but we maintain the the phrase ‘form drag’ for continuity with previous studies. In aerodynamic applications, form drag refers to the force acting on a solid body moving through a viscous and locally-turbulent fluid that is opposite and parallel to its velocity and which is not accounted for by induced drag, where the induced drag is a force resulting from turbulent vortices connected to the lift on the body (Batchelor, 1967, sections 5.11, 7.8). Form drag has also been used in atmospheric and ocean dynamics, where it typically refers to the entire drag force resulting from turbulence around an obstacle or obstacles fixed to the surface, rather than a division of it (e.g. Arya, 1973; Renfrew and others, 2019; Jagannathan and others, 2023). Difficulties are still encountered when applying the concept of form drag to settings where there is a fixed continuous surface however, even if turbulence is present (MacCready and others, 2003).

Under the inner-outer flow framework described in Section 2 we fully define form drag as the viscous creep contribution to the inner flow not accounted for by slip processes occurring directly at the ice-bed interface or within subglacial sediment. In this manner the resistance from form drag is

$$\hat{\mathcal{F}} = \tau_b - \hat{\mathcal{P}}_{s_1} - \hat{\mathcal{P}}_{s_2} - \dots - \hat{\mathcal{P}}_{s_n} \quad (7)$$

where  $\hat{\mathcal{P}}_s$  terms are traction provided by sediment or slip processes and which can be expanded to an area  $R$  in the same manner as Eq. 5. The contribution of form drag to sliding velocity then follows Eqs. 2 and 4. We consider temperate ice processes (this Section) and basal ice layer processes (Section 3.6) *within the inner flow* to be components of form drag such that

$$\hat{\mathcal{F}} = \hat{\mathcal{P}}_{d_1} + \hat{\mathcal{P}}_{d_2} + \dots + \hat{\mathcal{P}}_{d_n} \quad (8)$$

where  $\hat{\mathcal{P}}_d$  terms refer to sliding sub-processes occurring within the ice itself within the inner flow. Eq. 8 can also be expanded to an area  $R$  or to describe the sliding velocity component in the established way.

### 3.4 Stick-slip and continuous sliding

In most cases, glacier and ice-sheet models neglect acceleration in the Navier-Stokes equations and treat ice as inelastic. These generally reasonable assumptions at typical modelling time-scales require that basal traction and basal velocity are connected through a continuous relationship in the form of Eq. 1 and that rapid (e.g. order of seconds) changes in velocity are not accounted for. However, these requirements are sometimes inconsistent with field observations of sliding, where near-instantaneous stick-slip behaviour (Fig. 4d) is frequently recorded by seismometers and geophones as basal icequakes (e.g. Neave and Savage, 1970; Walter and others, 2013) and also by direct observation at the glacier bed (Theakstone, 1967; Hubbard, 2002). Icequakes are also generated englacially by processes such as extensional faulting near the surface, but these phenomena are not covered here.

Basal icequakes occur due to a rapid release of elastically stored energy, resulting in ice motion that is transiently far higher than the long-term average (Winberry and others, 2009; Podolskiy and Walter, 2016). Moment magnitudes have been recorded from negative in alpine settings (Helmstetter and others, 2015) to magnitude seven at Whillans Ice Stream in West Antarctica (Wiens and others, 2008). For a basal icequake to occur, the local frictional shear strength of the bed must be lower when the sliding interface is in motion than when it is static, i.e.  $\mu_t$  must be lower than  $\mu_s$  (Bahr and Rundle, 1996; Rice and others, 2001). Stick-slip is usually associated with diurnal or tidal variations in subglacial water pressure allowing a clear build-up period for elastic energy (Bahr and Rundle, 1996; Bindschadler and others, 2003; Walter and others, 2008; Stevens and others, 2024) but basal icequakes are also recorded outside of such cycles (Hubbard, 2002). Stick-slip behaviour is usually described through a rate-and-state framework (Rice and others, 2001) – as often applied in geological-fault settings (Gomberg and others, 2000; Appendix D) – where a state variable,  $\psi$ , is introduced to account for the strength of the fault (Rice and others, 2001; van den Ende and others, 2018), usually based on the slip displacement (Ruina, 1983) or its time-dependent evolution (Dieterich, 1979) giving

$$\tau_b = f(u_b, N, \psi). \quad (9)$$

In contrast to Eq. 1, the expectation is that  $u_b$  in Eq. 9 can vary rapidly in both time and space. A rate-and-state friction relationship can still account for the aseismic steady slip of a fault (van den Ende and others, 2018) but is not well-suited for models entirely excluding rapid velocity changes and elastic behaviour by design.

Quantifying the contribution of stick-slip basal sliding to glacier motion is challenging due to large uncertainties

in fault dimensions, slip displacement, and stress calculated from seismic data (Abercrombie, 2015). Some estimates suggest stick-slip accounts for all basal sliding over an annual period (Helmstetter and others, 2015), while in other cases, coseismic and aseismic regions coexist (Barcheck and others, 2020; Kufner and others, 2021) – analogous to coexisting seismogenic and creeping faults in actively deforming geological faults (e.g. Azzaro and others, 2020).

Despite the growing interest in stick-slip motion in glaciers (e.g. Podolskiy and Walter, 2016; Zoet and others, 2020) there are limited connections between rate-and-state theory (of form Eq. 9) and continuous basal traction theory relationships (of form Eq. 1). We are only aware of the statistical mechanical approach of Bahr and Rundle (1995), where the glacier sole is represented as numerous elastically interconnected blocks with stochastically varying roughness parameters and the similar but simplified 1D approach of (Köpfl and others, 2022). Bahr and Rundle's approach, intended for thin, steep, valley glaciers, finds that the average total force on an individual block (including elastic forces from adjacent blocks) is proportional to the area-average basal traction,  $\tau_b$ . If this holds for greater ice thicknesses and larger scales then stick-slip behaviour alone will not invalidate continuous basal traction relationships over a sufficiently large grid cell, but much further work is required to integrate this theory with recent developments in understanding the stick-slip behaviour of glaciers, and how this can relate to the spatial scales of numerical model grid cell resolution.

### 3.5 Overlap between soft- and hard-bed sliding

Most glacier and ice sheet modelling studies use basal traction relationships that implicitly assume the bed is either soft or hard across the entire domain with the ostensibly hard-bed Weertman-type sliding relationship (or equivalently, pseudo-plastic sliding with  $2 \geq m \geq 4$ ) being the modal choice in ISMIP6 experiments. In some situations a hard-soft division is appropriate, for example most studies are in agreement that extensive, relatively planar sediment lies beneath the ice streams draining into the Ronne and Ross ice shelves in Antarctica (Tulaczyk and others, 2000; Vaughan and others, 2003; Peters and others, 2007), while geographically limited areas of Canadian continental shield may qualify as 'true', relatively planar, sediment-free hard beds (Slaymaker and Kovanen, 2017). Many individual valley glaciers can also be reasonably categorised as predominantly soft- (e.g. Murray and Porter, 2001) or hard-bedded (e.g. Hubbard, 2002) (Section 6.1). However, taking Isunnguata Sermia in west Greenland as one well-studied example, borehole data mostly from topographic highs are used to suggest

hard-bed conditions are dominant (Harper and others, 2017; Maier and others, 2019) while nearby seismic surveys are used to suggest the opposite (Booth and others, 2012; Dow and others, 2013; Kulesa and others, 2017). Meanwhile, ice-marginal studies in west Greenland (Klint and others, 2013) find a complex mix of bedrock, sediment-filled depressions, and extensive sandurs filling valley bottoms in front of the major land-terminating outlets (Grocott and McCaffrey, 2017). In the case of the seismic survey of Kulesa and others (2017) the recorded seismograms also allow for hard-bed conditions at topographic highs which would be in agreement with Harper and others (2017). Similarly, recent work at Thwaites Glacier in Antarctica further suggests the coexistence of soft- and hard-bed regions over distances less than 10 km (Jordan and others, 2023), supported by distinct along-flow variations in roughness (Holschuh and others, 2020). While soft- or hard-bed categories can be a reasonable distinction for individual glaciers, all available evidence indicates that a more appropriate default for present and palaeo ice-sheets is a mixed continuum between the two end-members.

Some recent attention has been focused on the interaction between soft- and hard-beds, with Koellner and others (2019) considering 2D flow over sinusoidal beds with wavelengths from 8-60 km and setting the value of  $m$  in the Weertman-type sliding relationship (Table 1) to 8 to approximate regularised-Coulomb sliding in sinusoid troughs, while keeping it at 3 over the sinusoid peaks. This demonstrates that a hybrid  $m = 3 \leftrightarrow 8$  Weertman rheology results in a modelled glacier response between  $m = 3$  and  $m = 8$  end-members. Given sliding rates at the modelled ice-bed interface can vary significantly over much shorter distances (Law and others, 2023) than considered in Koellner and others (2019), further work is needed to effectively isolate the influence of realistic variations in soft- and hard-bed sliding, and to assess whether hard-bed highs and soft-bed depressions are a reasonable model for the geologic composition of the Greenland and Antarctic ice sheets. Joughin and others (2010) also apply a plastic sliding relationship to inferred soft-bedded regions and Weertman-type sliding with  $m = 3$  to inferred hard-bedded regions Joughin and others (2009) at Pine Island Glacier, Antarctica, finding good agreement in this mixed model over an 8-year period (Section 5).

The recent suggestion that similar forms of the empirically derived sliding relationships for hard-bed cavitation (Schoof, 2005; Gagliardini and others, 2007) and soft-bed sediment deformation present a ‘universal glacier slip law’ (Minchew and Joughin, 2020), excluding the other sliding sub-processes discussed in this paper merits reconsideration. It is challenging to reconcile the relationships of Zoet and Iverson (2020) and Helanow and others (2021) without requiring an

unrealistically low friction angle in Zoet and Iverson (2020) (Appendix A), indicating that the set-up of Zoet and Iverson (2020) produces a stronger bed than Helanow and others (2021) under equivalent effective pressure and velocities. Despite the general conception that soft beds are weaker than their hard-bed equivalents (e.g. Koellner and others, 2019; Joughin and others, 2009), the strength difference may be explained by (i) a natural requirement for lower subglacial water pressure in hard beds (by around 4%), which is supported by available evidence (e.g. Engelhardt and others, 1990; Doyle and others, 2018), (ii) non-negligible ice-rock interface friction, which is not included in Helanow and others (2021), or (iii) unaccounted for form-drag occurring in most hard-bed settings that leads to a view of a stronger bed. There is some ground to cover yet to reconcile these differences, which may still not necessarily constitute a truly unified sliding relationship incorporating all sliding sub-processes (Section 6.4).

Last, Tsai and others (2021) take an agnostic approach to the soft- and hard- bed division, focusing instead on the region of the bed where the hydrological system is expected to be active (where  $\tau_b$  is locally set to 0) and inactive (where  $\tau_b$  is locally determined using Weertman-type sliding). Under this formulation Tsai and others (2021) find a relationship similar to Budd and others (1984) sliding (their Eq. 6) which matches well with annual variations in velocity and moulin discharge at a land-terminating sector of the Greenland Ice Sheet. A simplification of this relationship may be well-applicable in large-scale models (Section 6.4).

### 3.6 The basal ice layer and ice rheology

A basal ice band of a distinctly different nature to clean meteoric ice, referred to here as the basal ice layer (Figs. 4f, 7), but which may also be called the frozen fringe (Meyer and others, 2018), is frequently a feature of the lowermost section of glaciers and ice sheets. The basal ice layer is characterised by entrained debris and the diagenetic modification (or metamorphism) of meteoric ice by hydrologic processes, melting, refreezing, and intense strain (see Hubbard and Sharp, 1989; Knight, 1997; Souchez and others, 2000; and Hubbard and others, 2009 for comprehensive reviews). A basal ice layer is observed in deep ice-divide Greenlandic and Antarctic ice sheet ice cores (e.g. Gow and others, 1979; Gow and Meese, 1996; Souchez and others, 1998; Tison and others, 1998; Souchez and others, 2002), Greenlandic and Antarctic ice sheet margins (e.g. Swinzow, 1962; Tison and others, 1993), and across many alpine and ice-cap settings (e.g. Hubbard and Sharp, 1995; Lawson and Kulla, 1978). Proposed formation mechanisms for the basal ice layer are basal freeze on entraining sediment through regelation (at a scale



**Fig. 7. The basal ice layer at Russel Glacier, Greenland.** From Knight and others (2002) showing characteristic stratigraphy.

of up to around one meter) (e.g. Weertman, 1961; Hubbard and Sharp, 1993), a pressure-driven heat pump of temperate ice (up to a scale of several meters) (Robin, 1976), or movement of subglacial meltwater along hydro-potential pathways to a region of the glacier bed below the pressure melting point (e.g. Bell and others, 2011). Basal melting associated with frictional heat generated through slip is expected to decrease the thickness of the basal ice layer and impede its growth (Hubbard and Sharp, 1989; Knight, 1997). However, large basal ice layer thicknesses (up to 30 m) are recorded at the western terminus of the GrIS (Fig. 6, Knight and others, 2002) and it is not conclusive if these sequences formed from freeze on in the immediate vicinity of the margin, or survived passage through up to 100 km of thawed bed conditions and slip-driven basal melt (MacGregor and others, 2016). Recent modelling and radar mapping of Antarctica suggests thick (>100 m) sequences of sediment-laden basal ice may persist for tens of kilometres at least beyond a transition from frozen to thawed bed settings (Franke and others, 2024) but further work is required to fully explore the parameter space of these processes. Further, spatially and temporally varying basal ice characteristics ranging from debris-rich ice to frozen sediment, will blur the distinction between soft- and hard-bedded regions.

Shear-ring laboratory experiments for the deformation of a 1–2 cm thick ice-sediment melange between thawed sediments and sediment (Hansen and others, 2024) suggest similar regularised-Coulomb behaviour to shear-ring experiments of clean ice over sediment (Zoet and Iverson, 2020). Meyer and others (2018) also construct an analytical model arguing that ice infiltration into previously thawed sediments limits bed strength (in effect, plastic sliding) in pervasively soft-

bedded regions. Beyond these studies however, we are not aware of experiments considering basal ice sequences exceeding a few cm in thickness or the large diversity of facies found in the basal ice layer and their interaction (Hubbard and others, 2009).

Four further rheological factors present significant complications for ice deformation in the vicinity of the bed and are hence captured at least partially within the inner flow. First, pre-Holocene ice with a higher dust concentration and typically smaller grain size deposited during the last glacial period deforms at a rate around 2.5 times that of Holocene ice under the same stress and temperature conditions (Patterson, 1991). Such ice is widely present in the strata of the Greenland and Antarctic Ice Sheets (Macgregor and others, 2015; Winter and others, 2019; Ashmore and others, 2020) but uncommon in glaciers and ice caps where it is limited to very slow moving areas (Thompson and others, 1997), though valley glaciers generally feature much higher rates of englacial debris impurities (e.g. Goodsell and others, 2005). Second, ice at depth has a highly anisotropic rheology due to the development of a strong crystallographic preferred orientation under consistent uni-directional deformation (Lile, 1978; Baker, 1981; Duval, 1981; Wilson and Sim, 2002). Such mechanical anisotropy presents major challenges in implementation, bench-marking, and interpretation within numerical modelling (Martín and others, 2004; Gillet-Chaulet and others, 2005) but is nonetheless likely of significant importance within viscous deformation of ice in the inner flow where strain rates are both high and spatially complex (Law and others, 2023). To our knowledge, this aspect of glacier sliding is not covered by any existing glaciological literature. Third, folds close to the bed may arise from mechanical differences in ice layers (Whillans and Jezek, 1987; Bons and others, 2016; Zhang and others, 2023) with the possibility to significantly influence the bulk rheological behaviour of the inner flow. Fourth, while  $n = 3$  is the default in glacier and ice-sheet models (in fact already rounded down from the 3.2 reported in Glen, 1955), there are numerous field-observation based studies suggesting that  $n = 4$ , representing a dislocation creep regime, is more appropriate in higher stress settings (away from ice-sheet ice divides, for example) (Bons and others, 2018; Millstein and others, 2022; Ranganathan and Minchew, 2024) and perhaps also at areas dominated by pure shear (Gillet-Chaulet and others, 2011). Considering a smooth Bed-Machine lower boundary in northern Greenland,  $n = 4$  dramatically decreases the area over which basal sliding is expected to contribute significantly to total surface displacement (Bons and others, 2018). The influence of  $n = 4$  on form drag and sliding parameterisations, and its interaction with rough topography is to our knowledge entirely unexplored.

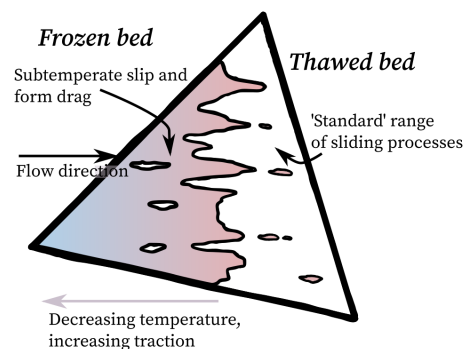
Where present, these rheological complications will already be implicitly and unavoidably accounted for via inversion procedures under parameterisations where they are not explicitly accounted for. The potential heterogeneity of their interactions creates significant complexity that future work should seek to disentangle.

### 3.7 Frozen-thawed transitions and sub-temperate sliding

In some simpler theories both sliding and slip are considered to be negligible for frozen beds (Lliboutry, 1966; Cuffey and Paterson, 2010, 7.1.1), but most models either simply neglect a temperature control on sliding (including all models inverting for basal traction with present-day velocity fields in IS-MIP6 experiments) or take a heuristic approach to scaling basal traction with temperature to avoid a stress singularity at the frozen-thawed boundary (e.g. Tarasov and Peltier, 2007; Mantelli and others, 2019) giving

$$\tau_b = f(u_b, N, T_h) \quad (10)$$

as an adaptation of Eq. 7 where  $T_h = T_b - T_{pmp}$  is the homologous temperature calculated from the pressure melting point,  $T_{pmp}$ , and ice temperature at the base,  $T_b$ . This corroborates with field studies finding slow ( $<0.2 \text{ m a}^{-1}$ ) slip rates even with temperatures some degrees below freezing for both soft- and hard-bed settings (Hallet and others, 1986; Echelmeyer and Zhongxiang, 1987; Cuffey and others, 1999; Fitzsimons and others, 1999). The mechanical process or processes responsible for sub-temperate sliding in these instances remains uncertain (Cuffey and Paterson, 2010, 7.2.8) but may be related to a very thin (nm) premelt layer at the ice bed (Shreve, 1984), the inclusion of solid friction (Fowler, 1986), or sediment deformation despite freezing conditions Waller (2001). Separately, form drag will still be expected under freezing bed conditions, though at a slower rate than under equivalent stress conditions in colder ice. This process is framed by Weertman (1967) as the continuation of enhanced creep despite the cessation of regelation. Expanding sub-temperate sliding out to a grid cell under consideration also allows for the situation of both freezing and thawed areas within the same grid cell (Fig. 7), which may be a common situation in frozen-thawed transition zones (e.g. Oswald and Gogineni, 2012; Dawson and others, 2024). Generally, a pattern of greater basal traction in interior ice-sheet regions where a frozen bed is considered more likely is obtained in ice-sheet wide inversions (Larour and others, 2012; Morlighem and others, 2013).



**Fig. 8. Subtemperate sliding.** Triangle represents area  $R$  under consideration. Solid black line represents frozen-thawed transition at the bed and cooler colours represent decreasing temperature of frozen portion of bed. Sub-temperate sliding is not sufficiently well-studied to provide a definite spatial range, but speculatively this may range from 100 m - 10 km. Adapted from Wilch and Hughes (2000).

## 4 SUBGLACIAL HYDROLOGY

Subglacial hydrology and basal sliding are intimately linked in many glacial settings (see reviews by Irvine-Fynn and others, 2011; Ashmore and Bingham, 2014, and Nienow and others, 2017). Importantly, water pressure influences sliding velocity via the effective pressure  $N$  and sliding velocity can in turn influence  $N$  as changes in cavitation influence the hydraulic conductivity and connectivity of the drainage system (e.g. Schoof, 2010). The subglacial hydrological system is also important for transporting and evacuating glacial melt water, sediment, and nutrients (Swift and others, 2005; Death and others, 2014; Hawkings and others, 2015; Hofstede and others, 2023) – each of which can be a product of sliding, via frictional heat dissipation or subglacial erosion.

In most numerical models, subglacial hydrology is either absent or is parameterised in a basic fashion through the effective pressure  $N$  term in the sliding relationship (Table 1, Fig. 9) – with at least three materially different ways of including  $N$  in Eq. 1 (Table 1). While in the physical sense the meaning of  $N$  as subglacial water pressure subtracted from the overburden pressure at a point in time and space is very clear, neither its meaning nor ways of quantifying a representative  $N$  at a given scale are straight forward in a modelling sense. Subglacial hydrological environments are very spatially diverse even at scales of tens of metres, with various terms (e.g. ‘channelised; distributed; partly-connected’) referring to various end members in a continuum of characteristics (e.g. Hubbard and Nienow, 1997; Hoffman and others, 2016; Rada and Schoof, 2018). Borehole observations evidence this complexity, with widely varying  $N$  time se-

ries observed in adjacent boreholes (Doyle and others, 2018; Rada and Schoof, 2018; Doyle and others, 2021) capturing distinctly separate components of subglacial hydrology, consistent with theoretical studies finding low-pressure conduits adjacent to higher-pressure regions with reduced hydrological connectivity (Engelhardt and Kamb, 1997; Hewitt and others, 2018). Moreover, subglacial drainage systems are observed to evolve diurnally and seasonally in response to supraglacial melt water inputs (Hubbard and Nienow, 1997), even beneath ice  $\sim 1$  km thick (Chandler and others, 2013; Doyle and others, 2021). This evolution in turn leads to diurnal and seasonal variability in sliding (Willis, 1995; Zwally and others, 2002; Bartholomew and others, 2011; Nienow and others, 2017). Such temporal variability is not captured by ice sheet or glacier models employing temporally constant parameters in the friction law.

While the influence of  $N$  is fairly well understood for specific sliding sub-processes in isolation – for example, cavitation over a relatively flat bedrock area (Helanow and others, 2021), and sediment shearing in a laboratory setting (e.g. Iverson and others, 1998) or through a numerical continuum model (e.g. Damsgaard and others, 2020) – the influence of  $N$  over a large area encompassing a diverse set of sliding sub-processes is not well constrained. Additionally, it is not comprehensively established how  $N$  should be incorporated within Eq. ??, whether through a linear multiplication (e.g. Zoet and Iverson, 2020; Choi and others, 2022), raised to a power (Budd and others, 1984; Budd and Jacka, 1989), or included in a more complicated manner (Helanow and others, 2021) – a situation that may be more uncertain if the influence of rough topography is also incorporated.

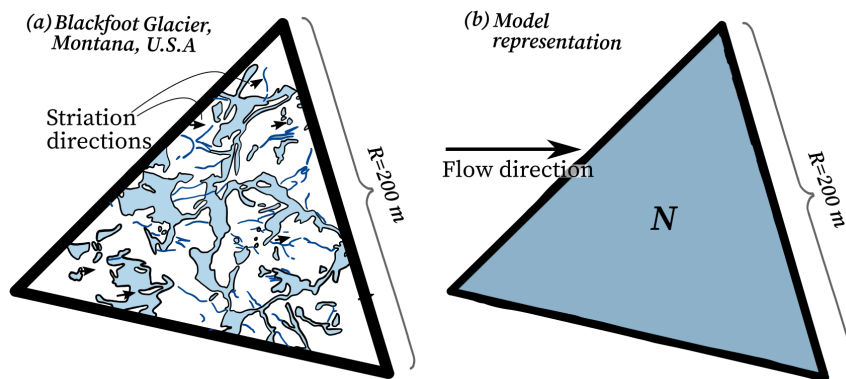
Despite the importance of subglacial hydrology as a control on sliding at sub-annual scales, its overall influence on long-term glacier and ice sheet evolution remains debated, particularly with respect to future changes of the Greenland Ice Sheet (e.g. Tedstone and others, 2015; Doyle and others, 2015; Beckmann and Winkelmann, 2023), and Antarctic ice streams (Bougamont and others, 2015), with major changes in glacier and ice-sheet velocity fields typically linked to geometry changes and ocean forcing rather than intrinsic changes in the hydrological system whether or not substantial surface melt occurs (e.g. Vincent and others, 2012; Habermann and others, 2013; Moon and others, 2014; Cook and others, 2016; Seroussi and others, 2017; Catania and others, 2018; Dehecq and others, 2018; Gimbert and others, 2021; Frank and others, 2022) with the exception of surging glaciers (Sevestre and Benn, 2015). However, large-scale observations do indicate that major changes in the hydrological system – such as a switch from marine-terminating to land-terminating outlet glaciers, or an advancement of the ablation zone – may

influence large-scale geometry and velocity patterns over a multi-annual timescale (Maier and others, 2022). It may therefore be reasonable to suggest that diurnal and seasonal hydrology variations are of secondary importance to glacier geometry and ocean forcing at the annual and greater timescales important for future predictions. The exception to this is that the subglacial water pressure of marine-terminating outlet glaciers grounded below sea level is likely significantly controlled by their proximity to the ocean, with inferred very low basal traction values and very high subglacial water pressure very close to overburden (e.g. Stearns and Van Der Veen, 2018; Minchew and others, 2019).

## 5 HEURISTIC STUDIES

A separate approach to investigating glacier sliding is to use large-scale remotely sensed or field data to heuristically (i.e. through process-agnostic iterative experimentation and adjustment) determine the form of the sliding relationship, which may then be compared to theoretical expectations (Section 3). A time series with significant variation in surface geometry is best suited to the decadal time scales over which mass loss is most often considered (Gillet-Chaulet and others, 2016; Gilbert and others, 2023), but several other variations have been exploited (Table 2). Considered in their entirety, these studies indicate that variation in the form of the sliding relationship across variable glacier settings cannot be captured by a single tunable coefficient,  $C$ , obtained through a standard inversion procedure. For example, Gimbert and others (2021) and Gilbert and others (2023) find  $m = 3.1 \pm 0.3$  in Weertman-type sliding for Argentière Glacier in the French Alps using a combination of surface velocity changes, length changes, and direct sliding measurements while Gillet-Chaulet and others (2016) find  $m \leq 5$  and up to 50 well reproduces surface velocities at Pine Island Glacier, Antarctica. Maier and others (2021) meanwhile indicate that a single  $m$  value, also for Weertman-type sliding, cannot be applied to the entire Greenland Ice Sheet with, for example, an  $m$  of 8 in northeast Greenland contrasting an  $m$  of 4 in central southwest Greenland. Note that in standard applications using Weertman-type sliding,  $C$  is the subject of the inversion and varies in space, while  $m$  is kept constant.

Such studies offer a testing ground for proving the efficacy of a given sliding relationship, but it is important to note that a match to a given theory does not on its own demonstrate that the physical processes that build it up are actually occurring in the study location. This is straightforward in the case of  $m \leq 5$  from Gillet-Chaulet and others (2016) at Pine Island Glacier. No existing theory postulates this relationship (Section 3) so the utility of  $m \leq 5$



**Fig. 9. Subglacial hydrology as observed in the field or represented in an ice flow model element.** **a** Cavities (pale blue), channels (dark blue lines) and striation flow markers from fieldwork at Blackfoot Glacier (Walder and Hallet, 1979). **b** simplification to a single mesh element.

Setting	Variation	Study	$m$
Argentière, French Alps – valley glacier <sup>‡</sup>	Length (velocity) over 100 (15) years to ~ 2020	Gilbert and others (2023)	3
Hofsjökull, Iceland – ice cap <sup>§</sup>	Summer-winter velocity comparison	Minchew and others (2016)	$\infty$ /plastic
Greenland Ice Sheet – ice sheet	Single velocity field averaged 2005-2015	Maier and others (2021)	3-10
Northwest Greenland – outlet glaciers	Forward modelling of mass loss 2007-2018	Choi and others (2022)	6 in modified Budd
Northeast Greenland Ice Stream – ice stream	Forward modelling of mass change 2006-2021	Khan and others (2022)	Regularised-Coulomb
Western Greenland – land-terminating outlet glacier	Annual velocity and hydrology variations 2006-2013	Tsai and others (2021)	4 in modified Budd
Pine Island Glacier, Antarctica – outlet glacier	Geometry 2003-2008	Joughin and others (2010)	mix of 3 and $\infty$ /plastic
Pine Island Glacier, Antarctica – outlet glacier	Velocity in 1996 and 2007-2010	Gillet-Chaulet and others (2016)	$\geq 5$
Pine Island Glacier, Antarctica – outlet glacier	Forward modelling of velocity field and geometry 2002-2017	Jouvet and Huss (2019)	Regularised-Coulomb
Rutford Ice Stream, Antarctica – ice stream	Displacement over fortnightly tidal cycles	Gudmundsson (2011)	3
High Mountain Asia – valley glaciers	Velocity fields 2000-2017	Dehecq and others (2018)	4

**Table 2. Heuristic studies on sliding parameters.** <sup>‡</sup> indicates largely hard bed, <sup>§</sup> indicates largely soft bed. Absence of a superscript indicates ambiguous or mixed conditions. **Notes:** Gudmundsson (2011) did not test  $m$  values above 3. Dehecq and others (2018) combine ice deformation and sliding in a 1D model. Choi and others (2022) also include the influence of  $N$ , defined as ice pressure above hydrostatic equilibrium with a sheet perfectly connected to the ocean, finding best fitting with  $N$  included.



in Weertman-type sliding comes either from the fact that it emulates regularised-Coulomb sliding that does have a large body of theory behind it, or it represents hitherto unappreciated processes not presently incorporated into a process-based sliding relationship. Meanwhile, it is difficult to interpret the findings of Minchew and others (2016) from a setting known to have significant till coverage Björnsson and others (2003) as anything other than plastic deformation of till. In contrast, Gimbert and others (2021) and Gilbert and others (2023) suggest that their findings of  $m \sim 3$  reflects only the ice deformation component of the original Weertman (1957) paper without the regelation component where  $m = 1$ , neglecting the fact that the original Weertman theory is somewhat dependent upon a combination of both regelation and ice deformation, and making no allowance for the slip component actively observed beneath Argentière (Vincent and Moreau, 2016; Gimbert and others, 2021). Maier and others (2021) also invoke Weertman-type hard-bed physics as justification for lower values of  $m$ , despite the fundamental issues underlying the theory (Section 3.2) and the fact that no theory building upon Weertman (1957), or the original study, provide a physical justification for  $n = 4$  or above.

Taken collectively, heuristic studies emphasise a heterogeneity between settings that is not easily reconciled with a single sliding relationship controlled by a single tunable parameter. However, they also present perhaps the most definitive method of accurately determining the optimum sliding relationship for a given modelling setting. We suggest that development of a standardised methodology that can be efficiently applied to varying settings utilizing increasingly long datasets will be of great use in transparently tailoring sliding relationships for given modelling applications.

## 6 DISCUSSION

### 6.1 General differences between sliding in glaciers and ice-sheets

By convention, the sliding of ice sheets is treated in the same manner as the sliding of valley glaciers from which foundational sliding theories are typically derived (e.g. Hodge, 1974; Engelhardt and others, 1978; Fischer and Clarke, 1997; Willis, 1995; Bouchayer and others, 2024). However, differences intrinsic to the two settings, and choices made in model development, may significantly influence the combination of sliding sub-processes occurring and those represented within a given grid cell. Valley glaciers (i.e. those occupying a limited geographical area, not draining a large accumulation area ice field, and comprising only a handful of tributaries) have several features distinguishing them from both ice-sheet in-

teriors and ice-sheet outlet glaciers. First, valley glaciers generally occupy a sufficiently small area such that, as a rule, major geological boundaries are not crossed beneath glacier, making a distinction between soft- and hard-bed sliding more reasonable (and indeed consequential, with surging glaciers generally occurring over inferred soft beds; Cuffey and Paterson, 2010, Section 12.2). Second, valley glaciers tend to be much steeper – though the distribution of driving stresses is similar (Meyer and others, 2018) – with underlying topography in the mountainous regions where valley glaciers are present typically rough, compared to the more mixed geomorphology that underlies present and palaeo ice sheets. Third, valley glaciers generally do not reach the high velocities that characterize the large outlet glaciers important for dynamic changes in ice sheets with velocities only exceeding  $100 \text{ m a}^{-1}$  for large glaciers comprising an extensive accumulation area and with several tributaries (Laumann and Wold, 1992; Jouvét and Huss, 2019). Fourth, if valley glaciers do terminate in lakes or the ocean then the glacier immediately inland tends to be much steeper than ice-sheet outlet glacier counterparts meaning the hydrological influence of the water body also decreases rapidly inland.

The net effect of these factors, and the generally much greater resolution in modern models of valley glaciers (cf. Aschwanden and others, 2019; Gilbert and others, 2020) is that that the processes represented by a single grid area,  $R$ , can differ substantially between glaciers and ice sheets (Fig. 2). This is born out in the limited evidence from heuristic studies (Section 5) where all valley glaciers investigated in this manner are found to be better represented by unbounded sliding relationships (Table 2). In fact, we are not aware of valley glaciers being represented by a regularised-Coulomb relationship in any instance. Care is needed therefore, in applying the findings of sliding studies conducted at valley glaciers (Gimbert and others, 2021; Gilbert and others, 2023) to ice sheets, and vice versa (Tsai and others, 2021), in the same manner that care is needed in applying laboratory and numerical modelling studies to glacier and ice sheet settings, even though the individual sub-processes will remain valid in both settings.

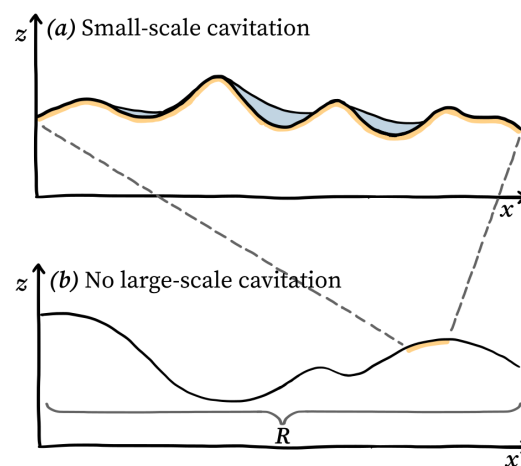
### 6.2 Threshold velocities for regularised-Coulomb sliding

In Weertman-type sliding two parameters ( $C$  and  $m$ ) control the relationship, but even in the simplest regularised-Coulomb relationship at least one further parameter is required ( $u_t$  in our usage in Table 1) to set the transition point to bounded traction. Laboratory experiments over sediment indicate a transition to bounded traction occurs at around  $50 \text{ m a}^{-1}$  (Zoet and Iverson, 2020) in a controlled setting,

while the transition for cavitation over hard beds at small scales ( $<25$  m) is more variable, and possibly as low as  $5 \text{ m a}^{-1}$  (Helanow and others, 2021). Given that uniformly smooth soft beds of consistent material properties, or hard beds of consistent geometry, are somewhat unlikely, it becomes complicated to suggest a reasonable physically based  $u_t$  value that can be universally applied and we therefore recommend avoiding arbitrary assumptions on its value. Joughin and others (2019) set a threshold velocity of  $300 \text{ m a}^{-1}$  for Pine Island Glacier, Antarctica, without physical justification, which sets a clear spatial boundary for the region of bounded traction. As bounded traction significantly increases the sensitivity of outlet glaciers to climate forcing (Ritz and others, 2015; Tsai and others, 2015; Brondex and others, 2019), further work determining the factors controlling the threshold velocity (Trevers and others, 2024) is necessary, though we note that the increased complexity inherent to a regularised-Coulomb sliding may make it less versatile when applied universally (Section 6.5). We further note that in marine-terminating settings it may be difficult to distinguish whether the  $u_t$  value used results in a good match with observations because of an intrinsic switch in processes beyond the threshold velocity, or due to the increasing influence of the ocean on subglacial hydrology, with ice velocity simply acting as a proxy for proximity to the coast.

### 6.3 Revisiting Iken's bound

The assertion by Lliboutry (1968), Iken (1981), Schoof (2005), Gagliardini and others (2007) and others that sliding relationships of the form Eq. 1 must be bounded following Eq. 6 is based on two-dimensional topography comprised of compound sinusoids (a 'washboard topography', Fig. 10a). In these studies an upper size for subglacial cavitation is not theorised and so cavitation is implicitly assumed to hold at all scales. However, in realistic three-dimensional topography there are many more pathways for pressurised water to escape from cavities (Gimbert and others, 2021; Helanow and others, 2021) which may naturally taper the number of large cavities as they grade into relatively scarce subglacial lakes (Bowling and others, 2019). If large topographic obstacles are present, but large-scale cavities are not concomitant, form drag may come to surpass 'classical' cavitation as the dominant sliding process in a given grid cell area (Fig. 10). At present, no studies outline the size-distribution of cavities that may occur with realistic three-dimensional bed geometries, but cavitation studies generally do not insinuate cavities larger than 15 m (e.g. Vivian and Bocquet, 1973; Walder and Hallet, 1979; Helanow and others, 2021). Establishing this distribution and its interplay with form drag and grid cell area is an urgent area for future research. We suggest

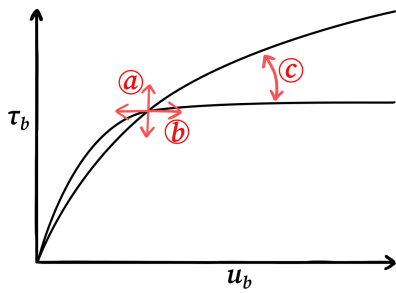


**Fig. 10.** A spatial bound to Iken's bound? **a** Cavitation (blue) occurring where topography is sufficiently small adapted from Schoof (2005). **b** Cavitation can occur at a sufficiently small scale (yellow highlight) but will not occur in larger wavelength depressions.  $z$  is height from baseline and  $x$  is distance along flow. The thick black line is the glacier bed.  $R$  represents a possible region in consideration for the sliding relationship. This figure is drawn in two dimensions for comparison with previous studies, but the same principles apply in three dimensions with realistic topography.

that the unsuitability of Iken's bound in regions of large topographic obstacles may be the main reason for the continued efficacy of a Weertman-type sliding relationship in ice-sheet settings (e.g. Maier and others, 2021) despite the questionable underlying assumptions (Section 3.2), if form drag around obstacles is unmitigated by large cavities bounding the potential traction of the area.

### 6.4 Does a unified basal sliding relationship exist? What would it look like?

A defining objective of much research into sliding is to uncover a 'universal' sliding relationship which can provide an accurate description of sliding processes across all settings, scales, and time periods with the frequently implicit assumption that this is controlled by a single tunable coefficient (henceforth single coefficient) and/or calculated subglacial water pressure (e.g. Minchew and Joughin, 2020). Lamentably, we suggest that a simple universal sliding relationship defined by a single coefficient may not be a reasonable prospect, whether based on physical processes or heuristic modelling. The complex nature of myriad sliding sub-processes and their scale and setting dependence (Section 3) present no intrinsic physical reason why they should neatly fall within a single-coefficient relationship and it is not possible to control the



**Fig. 11. The issue of unification.** As for Fig. 1 but where **a** is the maximum traction for a bounded relationship, **b** is the threshold velocity for a bounded relationship, and **c** is the slope of an unbounded relationship or a switch to a bounded relationship.

shape of the available range of sliding relationships (Sections 3, 5) through a single parameter (Fig. 11). It follows that we do not hold that similarities in the sliding relationships for small-scale cavitation (Helanow and others, 2021) and ring-shear sediment sliding (Zoet and Iverson, 2020) indicate that a unified sliding relationship has been obtained (Minchew and Joughin, 2020). Instead, the studies reviewed here point instead to a compound relationship that bears closer resemblance to descriptions of ice strain comprising several deformation mechanisms (e.g. Eq. 3 of Goldsby and Kohlstedt, 2001). As a purely illustrative example,  $\tau_b$  could, at a given setting and scale, be well represented by

$$\tau_b = f_w(u_b) + f_{rC}(u_b) \quad (11)$$

where  $f_w$  and  $f_{rC}$  are Weertman-type and regularised-Coulomb sliding respectively, each controlled by distinct  $m$  and  $C$  values.

However, as standard inversion procedures are ill-suited to determining multiple parameters simultaneously (Morlighem and others, 2010) and as a compound sliding relationship (Eq. 11) would complicate implementation, the choice between a compound friction law (e.g. Eq. 3) and single-term equation from Table 1 is a compromise between a more realistic representation of friction and less practical numerical implementation. The path to a ‘unified’, or in more realistic terms ‘optimum’, sliding relationship could therefore come by disregarding process-based models for traction and the development of an efficient, transparent, and easily applicable method for determining the best parameters at a more setting-specific scale. Nonetheless, while this approach could address several pressing issues in glacier and ice-sheet modelling, it is still important to grasp the physical underpinnings to produce tractable predictions of sea level rise and to assess how a change in physical conditions can influence sliding. If a process-based sliding relationship is sought, we

suggest de-emphasizing a single process in favor of the interplay between multiple sub-processes. Additionally, an optimum sliding relationship should conform to the following:

- A clear breakdown of which sliding sub-processes are considered, and the conditions under which a given sub-process becomes dominant for overall traction.
- Explicit inclusion of form drag.
- An assessment of scale dependence and the spatial range over which the relationship can be considered valid.
- An indication of the position of the inner-outer flow boundary, and if this will vary based on the conditions of the bed. This is not straightforward and may be difficult to determine, but transparent inclusion is preferable to omission.

A very broad range of methodologies have been used to investigate sliding (Section 3), but it may be that an empirical numerical-modelling approach (e.g. Helanow and others, 2021), building on the results of more granular studies of sub-processes, is best suited to addressing the necessarily large parameter space inherent to this question over a variety of scales.

## 6.5 Implications for glacier and ice-sheet modellers

### 6.5.1 Which basal sliding relationship to use?

No single sliding relationship accounts for the full breadth of processes or observations that comprise glacier and ice-sheet sliding (Sections 3, 5), making it challenging to recommend one single-tunable-coefficient sliding relationship. Pending future investigations, we make the following suggestions based solely on heuristic studies (Section 5), whose empirically-validated nature makes them more suitable for application to glacier and ice-sheet models.

We suggest that for ice sheets Weertman-type sliding (or equivalently, pseudo-plastic sliding), with a setting-dependent  $m$ , presents the least-bad option. Given information from the limited number of studies available (Table 2) lower  $m$  values ( $\leq 4$ ) are then better suited for rougher settings inferred to be predominantly hard-bedded and higher  $m$  values ( $\geq 5$ ) are better suited for regions where topography is extensively smooth and the setting is inferred to be largely soft-bedded. Therefore, while  $C$  is the main object of the inversion procedure,  $m$  may be assigned based on additional constraints, such as topographic roughness. Where applied, high  $m$  values approximating regularised-Coulomb-type sliding should

feature careful justification for their use, particularly given the influence of bounded traction (and implicitly unbounded sliding) on ice-sheet stability (e.g. Parizek and others, 2013; Ritz and others, 2015; Lippert and others, 2024). The particular mapping of parameters in the pseudo-plastic relationship to easily understandable outcomes in  $u_b, \tau_b$  space is also preferable to a link to quantities such as till friction angle, which implies a greater physical meaning in the sliding relationship than may actually be the case, though the outcome is the same. Except for where a clear need is identified, regularised-Coulomb sliding may be less optimum due to its dependence on at least three tuning parameters, and its inability to represent unbounded traction (unless unrealistically high  $u_t$  values are used).

If hydrology is to be incorporated, we recommend a simplified implementation of Budd sliding as used in Choi and others (2022) and set as the default for ISSM (Larour and others, 2012), which is functionally the same as Weertman-type sliding but with  $N$  included as a multiplication factor. It is possible that this represents a more physically based alternative to regularised-Coulomb sliding at marine terminating glaciers (Section 6.2). A simplified hydrological model as used in Choi and others (2022) based on elevation above sea level may then be reasonable over annual timescales (Section 4), though we stress that this is a pressing area for future research – as is exact way in which  $N$  should be incorporated within Eq. ??.

Separately, it seems reasonable to suggest that Weertman-type sliding with  $3 \leq m \leq 4$  is a fairly appropriate choice for most if not all valley glaciers, and particularly for studies covering a very large number of valley glaciers in a simple manner (Dehecq and others, 2018; Cook and others, 2023), with no contradictory evidence that we are aware of.

### 6.5.2 A note on terminology

We hope that this paper provides a clear description of the inner flow sub-processes that a sliding relationship will account for under ideal circumstances, and may also ease some of the angst experienced by modelling practitioners (ourselves included) in labelling bed properties. When we invert for basal properties we are not solely inverting for ‘roughness’ (e.g. Berends and others, 2023), ‘till friction angle’ (e.g. Sutter and others, 2021), or ‘friction’ at the ice-bed interface (e.g. Sergienko and Hindmarsh, 2013) – we are likely inverting for all of these processes, and several more, simultaneously. We use ‘ideal circumstances’ here because the traction field is often one of the few tunable parameters in an ice-sheet model and so will in practice also account for so-called ‘compensating errors’ arising from incorrectly prescribed englacial temperature, ice viscosity, subglacial topography, and surface and basal mass balance (Berends and others, 2023). We propose ‘basal traction’ as a least-bad descriptor here as its more abstract nature does not feature the same physical-process misunderstanding that comes with terms such as basal friction which appears to imply *slip* at the ice-bed interface rather than *sliding* as defined here. We further suggest that ‘sliding relationship’ is more appropriate than ‘sliding law’. Physical laws may hold up well at atomic or astronomical scales, but the overlapping nature of phenomena in Earth Sciences applications makes a single ‘law’ unrealistic. Similarly, ‘Weertman-type’ and ‘regularised-Coulomb-type’, or ‘unbounded’ and ‘bounded’ are preferable to ‘Weertman’ or ‘regularised-Coulomb’ which emphasise a physical basis that may not exist. Last, while we use ‘glacier sliding’ throughout this paper to remain in keeping with its common usage, but make a distinction with ‘slip’ to refer strictly to ice-bed displacement, ‘glacier basal motion’ (e.g. Waller, 2001; Hubbard, 2002; Law and others, 2023) is a more precise term.

**7 CONCLUSIONS**

Glacier sliding is not a straightforward topic. Here, we have done our best to integrate existing understanding into a relatively straightforward framework. This is centred upon an inner flow (Fig. 5) comprised of potentially numerous sliding sub-processes (Fig. 4), which in ideal circumstances are accurately captured by the sliding relationship used in numerical models and which allows for the co-existence of soft- and hard-bed sliding, stick-slip and continuous sliding, and form drag. However, while this framework provides a pathway for incorporating these processes into an ‘optimum’ process-based sliding relationship, the existing range of heuristic studies (Table 2) likely indicates that a simple ‘unified’ sliding relationship controlled by a single coefficient is not a realistic outcome. Nonetheless, Weertman-type sliding, or simplified Budd sliding where hydrology is included, with an  $m$  determined based on setting, preferably with the use of sensitivity studies, is a reasonable working assumption based on available observational evidence.

## 7 CONCLUSIONS

Despite obvious obstacles there are clear priorities for future work. Principally, determining a simple universally deployable methodology for determining  $m$  across a wide range of settings and formally reconciling process-based studies with heuristic studies to understand the physical reasoning for the efficacy of the sliding relationships outlined in Section 5. Overall, we hope that the framework presented here allows for a transparent approach to understanding glacier sliding, applying glacier sliding relationships to numerical models, and for directing future research.

Despite obvious obstacles there are clear priorities for future work. Principally, determining a simple universally deployable methodology for determining  $m$  across a wide range of settings and formally reconciling process-based studies with heuristic studies to understand the physical reasoning for the efficacy of the sliding relationships outlined in Section 5. Overall, we hope that the framework presented here allows for a transparent approach to understanding glacier sliding, applying glacier sliding relationships to numerical models, and for directing future research.

## REFERENCES

- Abercrombie RE (2015) Investigating uncertainties in empirical Green's function analysis of earthquake source parameters. *Journal of Geophysical Research: Solid Earth*, **120**(6), 4263–4277, ISSN 2169-9356 (doi: 10.1002/2015JB011984)
- Adams CJ, Iverson NR, Helanow C, Zoet LK and Bate CE (2021) Softening of Temperate Ice by Interstitial Water. *Frontiers in Earth Science*, **9**, 702761, ISSN 22966463 (doi: 10.3389/feart.2021.702761)
- Åkesson H, Morlighem M, O'Regan M and Jakobsson M (2021) Future Projections of Petermann Glacier Under Ocean Warming Depend Strongly on Friction Law. *Journal of Geophysical Research: Earth Surface*, **126**(6), e2020JF005921, ISSN 2169-9011 (doi: 10.1029/2020JF005921)
- Alley RB and Whillans IM (1984) Response of the East Antarctica ice sheet to sea-level rise. *Journal of Geophysical Research*, **89**(C4), 6487, ISSN 0148-0227 (doi: 10.1029/JC089iC04p06487)
- Athern RJ and Gudmundsson GH (2010) Initialization of ice-sheet forecasts viewed as an inverse Robin problem. *Journal of Glaciology*, **56**(197), 527–533, ISSN 0022-1430 (doi: 10.3189/002214310792447699)
- Arya SPS (1973) Contribution of form drag on pressure ridges to the air stress on Arctic ice. *Journal of Geophysical Research*, **78**(30), 7092–7099, ISSN 2156-2202 (doi: 10.1029/JC078I030P07092)
- Aschwanden A, Fahnestock MA and Truffer M (2016) Complex Greenland outlet glacier flow captured. *Nature Communications*, **7**, 10524, ISSN 20411723 (doi: 10.1038/ncomms10524)
- Aschwanden A, Fahnestock MA, Truffer M, Brinkerhoff DJ, Hock R, Khroulev C, Mottram R and Abbas Khan S (2019) Contribution of the Greenland Ice Sheet to sea level over the next millennium. *Science Advances*, **5**(6), eaav9396, ISSN 23752548 (doi: 10.1126/sciadv.aav9396)
- Aschwanden A, Bartholomaus TC, Brinkerhoff DJ and Truffer M (2021) Brief communication: A roadmap towards credible projections of ice sheet contribution to sea level. *Cryosphere*, **15**(12), 5705–5715, ISSN 19940424 (doi: 10.5194/TC-15-5705-2021)
- Ashmore DW and Bingham RG (2014) Antarctic subglacial hydrology: current knowledge and future challenges. *Antarctic Science*, **26**(06), 758–773, ISSN 0954-1020 (doi: 10.1017/S0954102014000546)
- Ashmore DW, Bingham RG, Ross N, Siegert MJ, Jordan TA and Mair DW (2020) Englacial Architecture and Age-Depth Constraints Across the West Antarctic Ice Sheet. *Geophysical Research Letters*, **47**(6), e2019GL086663, ISSN 1944-8007 (doi: 10.1029/2019GL086663)
- Atkins CB (2013) Geomorphological evidence of cold-based glacier activity in South Victoria Land, Antarctica. *Geological Society Special Publication*, **381**(1), 299–318, ISSN 03058719 (doi: https://doi.org/10.1144/SP381.18)
- Azzaro R, Bonforte A, D'Amico S, Guglielmino F and Scarfi L (2020) Stick-slip vs. stable sliding fault behaviour: A case-study using a multidisciplinary approach in the volcanic region of Mt. Etna (Italy). *Tectonophysics*, **790**, ISSN 00401951 (doi: 10.1016/j.tecto.2020.228554)
- Bahr DB and Rundle JB (1995) Theory of lattice Boltzmann simulations of glacier flow. *Journal of Glaciology*, **41**(139), 634–640, ISSN 0022-1430 (doi: 10.3189/S0022143000034948)
- Bahr DB and Rundle JB (1996) Stick-slip statistical mechanics at the bed of a glacier. *Geophysical Research Letters*, **23**(16), 2073–2076, ISSN 1944-8007 (doi: 10.1029/96GL02069)
- Baker RW (1981) Textural and Crystal-Fabric Anisotropies and the Flow of Ice Masses. *Science*, **211**(4486), 1043–1044, ISSN 00368075 (doi: 10.1126/SCIENCE.211.4486.1043)
- Balise MJ and Raymond CF (1985) Transfer of Basal Sliding Variations to the Surface of a Linearly Viscous Glacier. *Journal of Glaciology*, **31**(109), 308–318, ISSN 0022-1430 (doi: 10.3189/S00221430000664X)
- Barcheck CG, Schwartz SY and Tulaczyk S (2020) Icequake streaks linked to potential mega-scale glacial lineations beneath an Antarctic ice stream. *Geology*, **48**(2), 99–102, ISSN 0091-7613 (doi: 10.1130/G46626.1)
- Barnes P, Tabor D and Walker J (1971) The friction and creep of polycrystalline ice. *Proceedings of the Royal Society of London. A. Mathematical and Physical Sciences*, **324**(1557), 127–155, ISSN 0080-4630 (doi: 10.1098/RSPA.1971.0132)
- Bartholomew ID, Nienow P, Sole A, Mair D, Cowton T, King MA and Palmer S (2011) Seasonal variations in Greenland Ice Sheet motion: Inland extent and behaviour at higher elevations. *Earth and Planetary Science Letters*, **307**(3-4), 271–278, ISSN 0012821X (doi: 10.1016/j.epsl.2011.04.014)
- Batchelor GK (1967) *An Introduction to Fluid Dynamics*. Cambridge University Press, ISBN 9780521663960 (doi: 10.1017/CBO9780511800955)
- Beckmann J and Winkelmann R (2023) Effects of extreme melt events on ice flow and sea level rise of the Greenland Ice Sheet. *Cryosphere*, **17**(7), 3083–3099, ISSN 19940424 (doi: 10.5194/TC-17-3083-2023)
- Bell RE, Ferraccioli F, Creyts TT, Braaten D, Corr H, Das I, Damaske D, Frearson N, Jordan T, Rose K, Studinger M and Wolovick M (2011) Widespread Persistent Thickening of the East Antarctic Ice Sheet by Freezing from the Base. *Science*, **331**(6024), 1592–1595, ISSN 00368075 (doi: 10.1126/SCIENCE.1200109)

- Benn DI and Evans DJA (2010) *Glaciers and Glaciation*. Routledge, London, 2 edition
- Bercovici D (2003) The generation of plate tectonics from mantle convection. *Earth and Planetary Science Letters*, **205**(3-4), 107–121, ISSN 0012-821X (doi: 10.1016/S0012-821X(02)01009-9)
- Berends CJ, van de Wal RSW, van den Akker T and Lipscomb WH (2023) Compensating errors in inversions for subglacial bed roughness: same steady state, different dynamic response. *The Cryosphere*, **17**(4), 1585–1600, ISSN 1994-0424 (doi: 10.5194/TC-17-1585-2023)
- Biegel RL, Sammis CG and Dieterich JH (1989) The frictional properties of a simulated gouge having a fractal particle distribution. *Journal of Structural Geology*, **11**(7), 827–846, ISSN 0191-8141 (doi: 10.1016/0191-8141(89)90101-6)
- Bindschadler RA, King MA, Alley RB, Anandakrishnan S and Padman L (2003) Tidally controlled stick-slip discharge of a West Antarctic ice stream. *Science*, **301**(5636), 1087–1089, ISSN 00368075 (doi: <https://doi.org/10.1126/science.1087231>)
- Bingham RG and Siegert MJ (2009) Quantifying subglacial bed roughness in Antarctica: implications for ice-sheet dynamics and history. *Quaternary Science Reviews*, **28**(3-4), 223–236, ISSN 0277-3791 (doi: 10.1016/J.QUASCIREV.2008.10.014)
- Bingham RG, Vaughan DG, King EC, Davies D, Cornford SL, Smith AM, Arthern RJ, Brisbourne AM, De Rydt J, Graham AG, Spagnolo M, Marsh OJ and Shean DE (2017) Diverse landscapes beneath Pine Island Glacier influence ice flow. *Nature Communications*, **8**, 1618, ISSN 2041-1723 (doi: 10.1038/s41467-017-01597-y)
- Björnsson H, Pálsson F, Sigurdsson O and Flowers GE (2003) Surges of glaciers in Iceland. *Annals of Glaciology*, **36**, 82–90, ISSN 0260-3055 (doi: 10.3189/172756403781816365)
- Blake EW (1992) *The deforming bed beneath a surge-type glacier : measurement of mechanical and electrical properties*. Ph.D. thesis, The University of British Columbia, Vancouver (doi: 10.14288/1.0052926)
- Bons PD, Jansen D, Mundel F, Bauer CC, Binder T, Eisen O, Jessell MW, Llorens MG, Steinbach F, Steinhage D and Weikusat I (2016) Converging flow and anisotropy cause large-scale folding in Greenland's ice sheet. *Nature Communications*, **7**, 11427, ISSN 2041-1723 (doi: 10.1038/ncomms11427)
- Bons PD, Kleiner T, Llorens MG, Prior DJ, Sachau T, Weikusat I and Jansen D (2018) Greenland Ice Sheet: Higher Nonlinearity of Ice Flow Significantly Reduces Estimated Basal Motion. *Geophysical Research Letters*, **45**(13), 6542–6548, ISSN 00948276 (doi: 10.1029/2018GL078356)
- Booth AD, Clark RA, Kulesa B, Murray T, Carter J, Doyle S and Hubbard A (2012) Thin-layer effects in glaciological seismic amplitude-versus-angle (AVA) analysis: Implications for characterising a subglacial till unit, Russell Glacier, West Greenland. *Cryosphere*, **6**(4), 909–922, ISSN 19940416 (doi: 10.5194/TC-6-909-2012)
- Bouchayer C, Nanni U, Lefeuvre PM, Hult J, Steffensen Schmidt L, Kohler J, Renard F and Schuler TV (2024) Multi-scale variations of subglacial hydro-mechanical conditions at Kongsvegen glacier, Svalbard. *The Cryosphere*, **18**(6), 2939–2968, ISSN 1994-0424 (doi: 10.5194/TC-18-2939-2024)
- Bougamont M, Christoffersen P, Hubbard AL, Fitzpatrick AA, Doyle SH and Carter SP (2014) Sensitive response of the Greenland Ice Sheet to surface melt drainage over a soft bed. *Nature Communications*, **5**, 5052, ISSN 20411723 (doi: 10.1038/ncomms6052)
- Bougamont M, Christoffersen P, Price SF, Fricker HA, Tulaczyk S and Carter SP (2015) Reactivation of Kamb Ice Stream tributaries triggers century-scale reorganization of Siple Coast ice flow in West Antarctica. *Geophysical Research Letters*, **42**(20), 8471–8480, ISSN 0094-8276 (doi: 10.1002/2015GL065782)
- Boulton GS and Hindmarsh RC (1987) Sediment deformation beneath glaciers: Rheology and geological consequences. *Journal of Geophysical Research: Solid Earth*, **92**(B9), 9059–9082, ISSN 2156-2202 (doi: 10.1029/JB092IB09P09059)
- Bowling JS, Livingstone SJ, Sole AJ and Chu W (2019) Distribution and dynamics of Greenland subglacial lakes. *Nature Communications*, **10**(1), ISSN 20411723 (doi: 10.1038/s41467-019-10821-w)
- Brondex J, Gillet-Chaulet F and Gagliardini O (2019) Sensitivity of centennial mass loss projections of the Amundsen basin to the friction law. *Cryosphere*, **13**, 177–195, ISSN 19940424 (doi: 10.5194/tc-13-177-2019)
- Budd WF and Jacka TH (1989) A review of ice rheology for ice sheet modelling. *Cold Regions Science and Technology*, **16**(2), 107–144, ISSN 0165232X (doi: 10.1016/0165-232X(89)90014-1)
- Budd WF, Keage PL and Blundy NA (1979) Empirical Studies of Ice Sliding. *Journal of Glaciology*, **23**(89), 157–170, ISSN 0022-1430 (doi: 10.3189/S0022143000029804)
- Budd WF, Jenssen D and Smith IN (1984) A Three-Dimensional Time-Dependent Model of the West Antarctic Ice Sheet. *Annals of Glaciology*, **5**, 29–36, ISSN 0260-3055 (doi: 10.3189/1984AOG5-1-29-36)
- Campin JM and Goosse H (1999) Parameterization of density-driven downsloping flow for a coarse-resolution ocean model in z-coordinate. *Tellus A: Dynamic Meteorology and Oceanography*, **51**(3), 412–430, ISSN 02806495 (doi: 10.3402/TELLUSA.V51I3.13468)
- Catania GA, Stearns LA, Sutherland DA, Fried MJ, Bartholomaeus TC, Morlighem M, Shroyer E and Nash J (2018) Geometric Controls on Tidewater Glacier Retreat in Central Western Greenland. *Journal of Geophysical Research: Earth Surface*, **123**(8), 2024–2038, ISSN 2169-9011 (doi: 10.1029/2017JF004499)

- Chandler DM, Hubbard AL, Hubbard BP and Nienow PW (2006) A Monte Carlo error analysis for basal sliding velocity calculations. *Journal of Geophysical Research*, **111**(F4), F04005, ISSN 0148-0227 (doi: 10.1029/2006JF000476)
- Chandler DM, Wadham JL, Lis GP, Cowton T, Sole A, Bartholomew I, Telling J, Nienow P, Bagshaw EB, Mair D, Vinen S and Hubbard A (2013) Evolution of the subglacial drainage system beneath the Greenland Ice Sheet revealed by tracers. *Nature Geoscience*, **6**(3), 195–198, ISSN 1752-0894 (doi: 10.1038/ngeo1737)
- Choi Y, Seroussi H, Gardner A and Schlegel NJ (2022) Uncovering Basal Friction in Northwest Greenland Using an Ice Flow Model and Observations of the Past Decade. *Journal of Geophysical Research: Earth Surface*, **127**(10), e2022JF006710, ISSN 2169-9011 (doi: 10.1029/2022JF006710)
- Clark PU and Hansel AK (1989) Clast ploughing, lodgement and glacier sliding over a soft glacier bed. *Boreas*, **18**(3), 201–207, ISSN 1502-3885 (doi: 10.1111/J.1502-3885.1989.TB00392.X)
- Clarke GK (2005) Subglacial processes. *Annual Review of Earth and Planetary Sciences*, **33**(1), 247–276, ISSN 0084-6597 (doi: 10.1146/annurev.earth.33.092203.122621)
- Cohen D, Iverson NR, Hooyer TS, Fischer UH, Jackson M and Moore PL (2005) Debris-bed friction of hard-bedded glaciers. *Journal of Geophysical Research: Earth Surface*, **110**(F2), 2007, ISSN 2156-2202 (doi: 10.1029/2004JF000228)
- Cook AJ, Holland PR, Meredith MP, Murray T, Luckman A and Vaughan DG (2016) Ocean forcing of glacier retreat in the western Antarctic Peninsula. *Science*, **353**(6296), 283–286, ISSN 0036-8075 (doi: 10.1126/science.aae0017)
- Cook SJ, Knight PG, Waller RI, Robinson ZP and Adam WG (2007) The geography of basal ice and its relationship to glaciodynamic supercooling: Svínafellsjökull, southeast Iceland. *Quaternary Science Reviews*, **26**(19–21), 2309–2315, ISSN 0277-3791 (doi: 10.1016/J.QUASCIREV.2007.07.010)
- Cook SJ, Swift DA, Graham DJ and Midgley NG (2011) Origin and significance of ‘dispersed facies’ basal ice: Svínafellsjökull, Iceland. *Journal of Glaciology*, **57**(204), 710–720, ISSN 0022-1430 (doi: 10.3189/002214311797409703)
- Cook SJ, Juvet G, Millan R, Rabatel A, Zekollari H and Dussaillant I (2023) Committed Ice Loss in the European Alps Until 2050 Using a Deep-Learning-Aided 3D Ice-Flow Model With Data Assimilation. *Geophysical Research Letters*, **50**(23), ISSN 0094-8276 (doi: 10.1029/2023GL105029)
- Coulomb C (1785) héorie des machines simples, en ayant égard de leurs parties et de la roideur des cordages. In *Mémoires de Mathématique et de Physique de l'Académie Royale des Sciences*, volume X, 131–332, Moutard, Paris, 1st edition
- Cuffey KM and Paterson WSB (2010) *The Physics of Glaciers*. Elsevier Science & Technology Books, Amsterdam, 4 edition, ISBN 9780080919126
- Cuffey KM, Conway H, Hallet B, Gades AM and Raymond CF (1999) Interfacial water in polar glaciers and glacier sliding at  $-17^{\circ}\text{C}$ . *Geophysical Research Letters*, **26**(6), 751–754, ISSN 1944-8007 (doi: 10.1029/1999GL900096)
- Damsgaard A, Egholm DL, Piotrowski JA, Tulaczyk S, Larsen NK and Tylmann K (2013) Discrete element modeling of subglacial sediment deformation. *Journal of Geophysical Research: Earth Surface*, **118**(4), 2230–2242, ISSN 2169-9011 (doi: 10.1002/2013JF002830)
- Damsgaard A, Cabrales-Vargas A, Suckale J and Goren L (2017) The Coupled Dynamics of Meltwater Percolation and Granular Deformation in the Sediment Layer Underlying Parts of the Big Ice Sheets. In *Proceedings of the 6th Biot Conference on Poromechanics*, 198–206, American Society of Civil Engineers, ISBN 9780784480779 (doi: 10.1061/9780784480779.024)
- Damsgaard A, Goren L and Suckale J (2020) Water pressure fluctuations control variability in sediment flux and slip dynamics beneath glaciers and ice streams. *Communications Earth & Environment* **2020 1:1**, **1**(1), 1–8, ISSN 2662-4435 (doi: 10.1038/s43247-020-00074-7)
- Das SB, Joughin I, Behn MD, Howat IM, King MA, Lizarralde D and Bhatia MP (2008) Fracture propagation to the base of the Greenland Ice Sheet during supraglacial lake drainage. *Science (New York, N.Y.)*, **320**(5877), 778–81, ISSN 1095-9203 (doi: 10.1126/science.1153360)
- Dawson EJ, Schroeder DM, Chu W, Mantelli E and Seroussi H (2024) Heterogeneous Basal Thermal Conditions Underpinning the Adélie-George V Coast, East Antarctica. *Geophysical Research Letters*, **51**(2), e2023GL105450, ISSN 1944-8007 (doi: 10.1029/2023GL105450)
- Death R, Wadham JL, Monteiro F, Le Brocq AM, Tranter M, Ridgwell A, Dutkiewicz S and Raiswell R (2014) Antarctic ice sheet fertilises the Southern Ocean. *Biogeosciences*, **11**(10), 2635–2643, ISSN 17264189 (doi: 10.5194/BG-11-2635-2014)
- Dehecq A, Gourmelen N, Gardner AS, Brun F, Goldberg D, Nienow PW, Berthier E, Vincent C, Wagnon P and Trouvé E (2018) Twenty-first century glacier slowdown driven by mass loss in High Mountain Asia. *Nature Geoscience* **2018 12:1**, **12**(1), 22–27, ISSN 1752-0908 (doi: 10.1038/s41561-018-0271-9)
- Desplanques Y (2014) Amontons-Coulomb friction laws, a review of the original manuscript. *SAE International Journal of Materials and Manufacturing*, **8**(1), 98–103, ISSN 19463987 (doi: 10.4271/2014-01-2489)
- Dieterich JH (1979) Modeling of rock friction: 1. Experimental results and constitutive equations. *Journal of Geophysical Research*:

- Solid Earth*, **84**(B5), 2161–2168, ISSN 2156-2202 (doi: 10.1029/JB084IB05P02161)
- Dow CF, Hubbard A, Booth AD, Doyle SH, Gusmeroli A and Kulesa B (2013) Seismic evidence of mechanically weak sediments underlying Russell Glacier, West Greenland. *Annals of Glaciology*, **54**(64), 135–141, ISSN 02603055 (doi: 10.3189/2013AoG64A032)
- Doyle SH, Hubbard A, Van De Wal RS, Box JE, Van As D, Scharrer K, Meierbachtol TW, Smeets PC, Harper JT, Johansson E, Mottram RH, Mikkelsen AB, Wilhelms F, Patton H, Christoffersen P and Hubbard B (2015) Amplified melt and flow of the Greenland ice sheet driven by late-summer cyclonic rainfall. *Nature Geoscience* **2014 8:8**, **8**(8), 647–653, ISSN 1752-0908 (doi: 10.1038/ngeo2482)
- Doyle SH, Hubbard B, Christoffersen P, Young TJ, Hofstede C, Bougamont M, Box JE and Hubbard A (2018) Physical Conditions of Fast Glacier Flow: 1. Measurements From Boreholes Drilled to the Bed of Store Glacier, West Greenland. *Journal of Geophysical Research: Earth Surface*, **123**(2), 324–348, ISSN 21699003 (doi: 10.1002/2017JF004529)
- Doyle SH, Hubbard B, Christoffersen P, Law R, Hewitt DR, Neufeld JA, Schoonman CM, Chudley TR and Bougamont M (2021) Water flow through sediments and at the ice-sediment interface beneath Sermeq Kujalleq (Store Glacier), Greenland. *Journal of Glaciology*, 1–20, ISSN 0022-1430 (doi: 10.1017/JOG.2021.121)
- Duval P (1981) Creep and Fabrics of Polycrystalline Ice Under Shear and Compression. *Journal of Glaciology*, **27**(95), 129–140, ISSN 0022-1430 (doi: 10.3189/S002214300001128X)
- Echelmeyer K and Zhongxiang W (1987) Direct Observation of Basal Sliding and Deformation of Basal Drift at Sub-Freezing Temperatures. *Journal of Glaciology*, **33**(113), 83–98, ISSN 0022-1430 (doi: 10.3189/S0022143000005396)
- Ely JC, Stevens D, Clark CD and Butcher FE (2023) Numerical modelling of subglacial ribs, drumlins, herringbones, and mega-scale glacial lineations reveals their developmental trajectories and transitions. *Earth Surface Processes and Landforms*, **48**(5), 956–978, ISSN 1096-9837 (doi: 10.1002/ESP.5529)
- Engelhardt H and Kamb B (1997) Basal hydraulic system of a West Antarctic ice stream: constraints from borehole observations. *Journal of Glaciology*, **43**(144), 207–230, ISSN 0022-1430 (doi: 10.3189/S0022143000003166)
- Engelhardt H, Humphrey N, Kamb B and Fahnestock M (1990) Physical conditions at the base of a fast moving Antarctic ice stream. *Science*, **248**(4951), 57–59, ISSN 00368075 (doi: 10.1126/science.248.4951.57)
- Engelhardt HF, Harrison WD and Kamb B (1978) Basal Sliding and Conditions at the Glacier Bed as Revealed by Bore-hole Photography. *Journal of Glaciology*, **20**(84), 469–508, ISSN 0022-1430 (doi: 10.3189/S002214300002089X)
- Falcini FA, Rippin DM, Krabbendam M and Selby KA (2018) Quantifying bed roughness beneath contemporary and palaeo-ice streams. *Journal of Glaciology*, **64**(247), 822–834, ISSN 0022-1430 (doi: 10.1017/JOG.2018.71)
- Fetfatsidis KA, Gamache LM, Gorczyca JL, Sherwood JA, Jauffrès D and Chen J (2013) Design of an apparatus for measuring tool/fabric and fabric/fabric friction of woven-fabric composites during the thermostamping process. *International Journal of Material Forming*, **6**(1), 1–11, ISSN 19606214 (doi: 10.1007/S12289-011-1058-3/FIGURES/23)
- Fischer UH and Clarke GK (1997) Stick–slip sliding behaviour at the base of a glacier. *Annals of Glaciology*, **24**, 390–396, ISSN 0260-3055 (doi: 10.3189/S0260305500012490)
- Fischer UH, Porter PR, Schuler T, Evans AJ and Gudmundsson GH (2001) Hydraulic and mechanical properties of glacial sediments beneath Unteraargletscher, Switzerland: implications for glacier basal motion. *Hydrological Processes*, **15**(18), 3525–3540, ISSN 1099-1085 (doi: 10.1002/HYP.349)
- Fitzsimons SJ, Mcmanus KJ and Lorrain RD (1999) Structure and strength of basal ice and substrate of a dry-based glacier: evidence for substrate deformation at sub-freezing temperatures. *Annals of Glaciology*, **28**, 236–240, ISSN 0260-3055 (doi: 10.3189/172756499781821878)
- Fowler A (1977) *Glacier Dynamics*. Ph.D. thesis, University of Oxford, Oxford
- Fowler AC (1981) A Theoretical Treatment of the Sliding of Glaciers in the Absence of Cavitation on JSTOR
- Fowler AC (1986) Sub-Temperate Basal Sliding. *Journal of Glaciology*, **32**(110), 3–5, ISSN 0022-1430 (doi: 10.3189/S0022143000006808)
- Fowler AC (2010) Weertman, Lliboutry and the development of sliding theory. *Journal of Glaciology*, **56**(200), 965–972, ISSN 0022-1430 (doi: 10.3189/002214311796406112)
- Fowler AC and Larson DA (1978) On the flow of polythermal glaciers - I. Model and preliminary analysis. *Proceedings of the Royal Society of London. A. Mathematical and Physical Sciences*, **363**(1713 , Nov.1, 1978), 217–242, ISSN 0080-4630 (doi: 10.1098/RSPA.1978.0165)
- Frank T, Åkesson H, De Fleurian B, Morlighem M and Nisanoglu KH (2022) Geometric controls of tidewater glacier dynamics. *Cryosphere*, **16**(2), 581–601, ISSN 19940424 (doi: 10.5194/TC-16-581-2022)
- Franke S, Wolovick M, Drews R, Jansen D, Matsuoka K and Bons PD (2024) Sediment Freeze-On and Transport Near the Onset of a Fast-Flowing Glacier in East Antarctica. *Geophysical Research Letters*, **51**(6), e2023GL107164, ISSN 1944-8007 (doi: 10.1029/2023GL107164)



- Fretwell P, Pritchard HD, Vaughan DG, Bamber JL, Barrand NE, Bell R, Bianchi C, Bingham RG, Blankenship DD, Casassa G, Catania G, Callens D, Conway H and others (2013) Bedmap2: Improved ice bed, surface and thickness datasets for Antarctica. *Cryosphere*, **7**(1), 375–393, ISSN 19940416 (doi: 10.5194/tc-7-375-2013)
- Gagliardini O, Cohen D, Råback P and Zwinger T (2007) Finite-element modeling of subglacial cavities and related friction law. *Journal of Geophysical Research: Earth Surface*, **112**(F2), 2027, ISSN 2156-2202 (doi: 10.1029/2006JF000576)
- García-Oteyza J, Oliva M, Palacios D, Fernández-Fernández JM, Schimmelpfennig I, Andrés N, Antoniadis D, Christiansen HH, Humlum O, Léanni L, Jomelli V, Ruiz-Fernández J, Rinterknecht V, Lane TP, Adamson K, Aumaitre G, Bourlès D and Keddadouche K (2022) Late Glacial deglaciation of the Zackenberg area, NE Greenland. *Geomorphology*, **401**, 108125, ISSN 0169-555X (doi: 10.1016/j.geomorph.2022.108125)
- Gilbert A, Sinisalo A, R Gurung T, Fujita K, B Maharjan S, C Sherpa T and Fukuda T (2020) The influence of water percolation through crevasses on the thermal regime of a Himalayan mountain glacier. *Cryosphere*, **14**(4), 1273–1288, ISSN 19940424 (doi: 10.5194/TC-14-1273-2020)
- Gilbert A, Gimbert F, Gagliardini O and Vincent C (2023) Inferring the Basal Friction Law From Long Term Changes of Glacier Length, Thickness and Velocity on an Alpine Glacier. *Geophysical Research Letters*, **50**(16), e2023GL104503, ISSN 1944-8007 (doi: 10.1029/2023GL104503)
- Gillet-Chaulet F, Gagliardini O, Meyssonier J, Montagnat M and Castelnau O (2005) A user-friendly anisotropic flow law for ice-sheet modeling. *Journal of Glaciology*, **51**(172), 3–14, ISSN 0022-1430 (doi: 10.3189/172756505781829584)
- Gillet-Chaulet F, Hindmarsh RCA, Corr HFJ, King EC and Jenkins A (2011) In-situ quantification of ice rheology and direct measurement of the Raymond Effect at Summit, Greenland using a phase-sensitive radar. *Geophysical Research Letters*, **38**(24), L24503, ISSN 1944-8007 (doi: 10.1029/2011GL049843)
- Gillet-Chaulet F, Gagliardini O, Seddik H, Nodet M, Durand G, Ritz C, Zwinger T, Greve R and Vaughan DG (2012) Greenland ice sheet contribution to sea-level rise from a new-generation ice-sheet model. *Cryosphere*, **6**(6), 1561–1576, ISSN 19940416 (doi: 10.5194/TC-6-1561-2012)
- Gillet-Chaulet F, Durand G, Gagliardini O, Mosbeux C, Mougnot J, Rémy F and Ritz C (2016) Assimilation of surface velocities acquired between 1996 and 2010 to constrain the form of the basal friction law under Pine Island Glacier. *Geophysical Research Letters*, **43**(19), 311–10, ISSN 1944-8007 (doi: 10.1002/2016GL069937)
- Gimbert F, Gilbert A, Gagliardini O, Vincent C and Moreau L (2021) Do Existing Theories Explain Seasonal to Multi-Decadal Changes in Glacier Basal Sliding Speed? *Geophysical Research Letters*, **48**(15), e2021GL092858, ISSN 1944-8007 (doi: 10.1029/2021GL092858)
- Glen JW (1952) Experiments on the Deformation of Ice. *Journal of Glaciology*, **2**(12), 111–114, ISSN 0022-1430 (doi: 10.3189/s0022143000034067)
- Glen JW (1955) The creep of polycrystalline ice. *Proceedings of the Royal Society of London. Series A. Mathematical and Physical Sciences*, **228**(1175), 519–538 (doi: 10.1098/rspa.1955.0066)
- Goelzer H, Nowicki S, Payne A, Larour E, Seroussi H, Lipscomb WH, Gregory J, Abe-Ouchi A, Shepherd A, Simon E, Agosta C, Alexander P and Aschwanden A (2020) The future sea-level contribution of the Greenland ice sheet: A multi-model ensemble study of ISMIP6. *The Cryosphere*, **14**(9), 3071–3096, ISSN 19940424 (doi: 10.5194/TC-14-3071-2020)
- Goldsby DL and Kohlstedt DL (2001) Superplastic deformation of ice: Experimental observations. *Journal of Geophysical Research: Solid Earth*, **106**(B6), 11017–11030, ISSN 2169-9356 (doi: 10.1029/2000jb900336)
- Gomberg J, Beeler N and Blanpied M (2000) On rate-state and Coulomb failure models. *Journal of Geophysical Research: Solid Earth*, **105**(B4), 7857–7871, ISSN 2156-2202 (doi: 10.1029/1999JB900438)
- Goodsell B, Hambrey M and Glasser N (2005) Debris transport in a temperate valley glacier: Haut Glacier d’Arolla, Valais, Switzerland. *Journal of Glaciology*, **51**(172), 139–146, ISSN 0022-1430 (doi: 10.3189/172756505781829647)
- Gow AJ and Meese DA (1996) Nature of basal debris in the GISP2 and Byrd ice cores and its relevance to bed processes. *Annals of Glaciology*, **22**, 134–140, ISSN 0260-3055 (doi: 10.3189/1996AOG22-1-134-140)
- Gow AJ, Epstein S and Sheehy W (1979) On the Origin of Stratified Debris in Ice Cores from the Bottom of the Antarctic Ice Sheet. *Journal of Glaciology*, **23**(89), 185–192, ISSN 0022-1430 (doi: 10.3189/S0022143000029828)
- Grab M, Mattea E, Bauder A, Huss M, Rabenstein L, Hodel E, Linsbauer A, Langhammer L, Schmid L, Church G, Hellmann S, Deleze K, Schaer P, Lathion P, Farinotti D and Maurer H (2021) Ice thickness distribution of all Swiss glaciers based on extended ground-penetrating radar data and glaciological modeling. *Journal of Glaciology*, **67**(266), 1074–1092, ISSN 0022-1430 (doi: 10.1017/JOG.2021.55)
- Grocott J and McCaffrey KJ (2017) Basin evolution and destruction in an Early Proterozoic continental margin: the Rinkian fold–thrust belt of central West Greenland. *Journal of the Geological Society*, **174**(3), 453–467, ISSN 0016-7649 (doi: 10.1144/JGS2016-109)

- Gudmundsson GH (2011) Ice-stream response to ocean tides and the form of the basal sliding law. *Cryosphere*, **5**(1), 259–270, ISSN 19940416 (doi: 10.5194/TC-5-259-2011)
- Habermann M, Truffer M and Maxwell D (2013) Changing basal conditions during the speed-up of Jakobshavn Isbræ, Greenland. *Cryosphere*, **7**(6), 1679–1692, ISSN 19940424 (doi: 10.5194/TC-7-1679-2013)
- Hallet B, Lorrain R and Souchez R (1978) The composition of basal ice from a glacier sliding over limestones. *GSA Bulletin*, **89**(2), 314–320
- Hallet B, Gregory C, Stubbs C and Anderson R (1986) Measurements of ice motion over bedrock at subfreezing temperatures. In *itteilungen der Versuchsanstalt für Wasser-bau, Hydrologie und Glaziologie an der ETH, Zurich*, 53–54, Zurich
- Hansen DD, Warburton KL, Zoet LK, Meyer CR, Rempel AW and Stubblefield AG (2024) Presence of Frozen Fringe Impacts Soft-Bedded Slip Relationship. *Geophysical Research Letters*, **51**(12), e2023GL107681, ISSN 1944-8007 (doi: 10.1029/2023GL107681)
- Harper JT, Humphrey NF, Meierbachtol TW, Graly JA and Fischer UH (2017) Borehole measurements indicate hard bed conditions, Kangerlussuaq sector, western Greenland Ice Sheet. *Journal of Geophysical Research: Earth Surface*, **122**(9), 1605–1618, ISSN 21699003 (doi: 10.1002/2017JF004201)
- Hawkings JR, Wadham JL, Tranter M, Lawson E, Sole A, Cowton T, Tedstone AJ, Bartholomew I, Nienow P, Chandler D and Telling J (2015) The effect of warming climate on nutrient and solute export from the Greenland Ice Sheet. *Geochemical Perspectives Letters*, **1**(1), 94–104, ISSN 24103403 (doi: 10.7185/GEOCHEMLET.1510)
- Hedfors J, Peyaud V, Pohjola VA, Jansson P and Petterson R (2003) Investigating the ratio of basal drag and driving stress in relation to bedrock topography during a melt season on Storglaciären, Sweden, using force-budget analysis. *Annals of Glaciology*, **37**, 263–268, ISSN 0260-3055 (doi: 10.3189/172756403781815861)
- Helanow C, Iverson NR, Zoet LK and Gagliardini O (2019) Sliding Relations for Glacier Slip With Cavities Over Three-Dimensional Beds. *Geophysical Research Letters*, **47**(3), e2019GL084924, ISSN 0094-8276 (doi: 10.1029/2019GL084924)
- Helanow C, Iverson NR, Woodard JB and Zoet LK (2021) A slip law for hard-bedded glaciers derived from observed bed topography. *Science Advances*, **7**(20), 7798–7812, ISSN 23752548 (doi: <https://doi.org/10.1126/sciadv.abe7798>)
- Helmstetter A, Nicolas B, Comon P and Gay M (2015) Basal ice-quakes recorded beneath an alpine glacier (Glacier d'Argentière, Mont Blanc, France): Evidence for stick-slip motion? *Journal of Geophysical Research: Earth Surface*, **120**(3), ISSN 21699011 (doi: 10.1002/2014JF003288)
- Hewitt DR, Chini GP and Neufeld JA (2018) The influence of a poroelastic till on rapid subglacial flooding and cavity formation. *Journal of Fluid Mechanics*, **855**, 1170–1207, ISSN 0022-1120 (doi: 10.1017/JFM.2018.624)
- Hodge SM (1974) Variations in the Sliding of a Temperate Glacier. *Journal of Glaciology*, **13**(69), 349–369, ISSN 0022-1430 (doi: 10.3189/S0022143000023157)
- Hoffman AO, Christianson K, Holschuh N, Case E, Kingslake J and Arthern R (2022) The Impact of Basal Roughness on Inland Thwaites Glacier Sliding. *Geophysical Research Letters*, **49**(14), e2021GL096564, ISSN 1944-8007 (doi: 10.1029/2021GL096564)
- Hoffman MJ, Andrews LC, Price SA, Catania GA, Neumann TA, Lüthi MP, Gulley J, Ryser C, Hawley RL and Morriss B (2016) Greenland subglacial drainage evolution regulated by weakly connected regions of the bed. *Nature Communications*, **7**, ISSN 20411723 (doi: 10.1038/ncomms13903)
- Hofstede C, Wilhelms F, Neckel N, Fritzsche D, Beyer S, Hubbard A, Pettersson R and Eisen O (2023) The Subglacial Lake That Wasn't There: Improved Interpretation From Seismic Data Reveals a Sediment Bedform at Isunnguata Sermia. *Journal of Geophysical Research: Earth Surface*, **128**(10), e2022JF006850, ISSN 2169-9011 (doi: 10.1029/2022JF006850)
- Hogan KA, Larter RD, Graham AG, Arthern R, Kirkham JD, Rebecca L T, Jordan TA, Clark R, Fitzgerald V, Wählin AK, Anderson JB, Hillenbrand CD, Nitsche FO, Simkins L, Smith JA, Gohl K, Erik Arndt J, Hong J and Wellner J (2020) Revealing the former bed of Thwaites Glacier using sea-floor bathymetry: Implications for warm-water routing and bed controls on ice flow and buttressing. *Cryosphere*, **14**(9), 2883–2908, ISSN 19940424 (doi: 10.5194/TC-14-2883-2020)
- Holschuh N, Christianson K, Paden J, Alley RB and Anandakrishnan S (2020) Linking postglacial landscapes to glacier dynamics using swath radar at Thwaites Glacier, Antarctica. *Geology*, **48**(3), 268–272, ISSN 0091-7613 (doi: 10.1130/G46772.1)
- Hooke R (1989) Englacial and Subglacial Hydrology: A Qualitative Review. *Arctic and Alpine Research*, **21**(3), 221–233 (doi: 10.1080/00040851.1989.12002734)
- Hooke RL, Hanson B, Iverson NR, Jansson P and Fischer UH (1997) Rheology of till beneath Storglaciären, Sweden. *Journal of Glaciology*, **43**(143), 172–179, ISSN 0022-1430 (doi: 10.3189/S0022143000002938)
- Hubbard B (2002) Direct measurement of basal motion at a hard-bedded, temperate glacier: Glacier de Tsanfleuron, Switzerland. *Journal of Glaciology*, **48**(160), 1–8, ISSN 0022-1430 (doi: 10.3189/172756502781831610)
- Hubbard B and Nienow P (1997) Alpine subglacial hydrology. *Quaternary Science Reviews*, **16**(9), 939–955, ISSN 0277-3791 (doi: 10.1016/S0277-3791(97)00031-0)

- Hubbard B and Sharp M (1989) Basal ice formation and deformation: A review (doi: 10.1177/030913338901300403)
- Hubbard B and Sharp M (1993) Weertman regelation, multiple refreezing events and the isotopic evolution of the basal ice layer. *Journal of Glaciology*, **39**(132), 275–291, ISSN 0022-1430 (doi: 10.3189/S002214300001594X)
- Hubbard B and Sharp M (1995) Basal ice facies and their formation in the Western Alps. *Arctic & Alpine Research*, **27**(4), 301–310, ISSN 00040851 (doi: 10.2307/1552023)
- Hubbard B, Cook S and Coulson H (2009) Basal ice facies: a review and unifying approach. *Quaternary Science Reviews*, **28**(19–20), 1956–1969, ISSN 02773791 (doi: 10.1016/j.quascirev.2009.03.005)
- Humphrey N, Kamb B, Fahnestock B and Engelhardt H (1993) Characteristics of the bed of the Lower Columbia Glacier, Alaska. *Journal of Geophysical Research: Solid Earth*, **98**(B1), 837–846, ISSN 2156-2202 (doi: 10.1029/92JB01869)
- Iken A (1981) The effect of the subglacial water pressure on the sliding velocity of a glacier in an idealized numerical model. *Journal of Glaciology*, **27**(97), 407–421
- Irvine-Fynn TD, Hodson AJ, Moorman BJ, Vatne G and Hubbard AL (2011) Polythermal glacier hydrology: A review (doi: 10.1029/2010RG000350)
- Iverson NR (1999) Coupling between a glacier and a soft bed: II Model results. *Journal of Glaciology*, **45**(149), 41–53, ISSN 0022-1430 (doi: 10.3189/S0022143000003026)
- Iverson NR (2000) Sediment entrainment by a soft-bedded glacier: a model based on regelation into the bed. *Earth Surface Processes and Landforms*, **25**(8), 881–893 (doi: 10.1002/1096-9837)
- Iverson NR (2010) Shear resistance and continuity of subglacial till: hydrology rules. *Journal of Glaciology*, **56**(200), 1104–1114, ISSN 0022-1430 (doi: 10.3189/002214311796406220)
- Iverson NR and Iverson RM (2001) Distributed shear of subglacial till due to Coulomb slip. *Journal of Glaciology*, **47**(158), 481–488, ISSN 0022-1430 (doi: 10.3189/172756501781832115)
- Iverson NR, Jansson P and Hooke RL (1994) In-situ measurement of the strength of deforming subglacial till. *Journal of Glaciology*, **40**(136), 497–503, ISSN 0022-1430 (doi: 10.3189/S0022143000012375)
- Iverson NR, Hanson B, Hooke RLB and Jansson P (1995) Flow Mechanism of Glaciers on Soft Beds. *Science*, **267**(5194), 80–81, ISSN 00368075 (doi: 10.1126/SCIENCE.267.5194.80)
- Iverson NR, Baker RW and Hooyer TS (1997) A ring-shear device for the study of till deformation: Tests on tills with contrasting clay contents. *Quaternary Science Reviews*, **16**(9), 1057–1066, ISSN 0277-3791 (doi: 10.1016/S0277-3791(97)00036-X)
- Iverson NR, Hooyer TS and Baker RW (1998) Ring-shear studies of till deformation: Coulomb-plastic behavior and distributed strain in glacier beds. *Journal of Glaciology*, **44**(148), 634–642, ISSN 0022-1430 (doi: 10.3189/S0022143000002136)
- Iverson NR, Cohen D, Hooyer TS, Fischer UH, Jackson H, Moore PL, Lappégard G and Kohler J (2003) Effects of basal debris on glacier flow. *Science*, **301**(5629), 81–84, ISSN 00368075 (doi: https://doi.org/10.1126/science.1083086)
- Jagannathan A, Srinivasan K, McWilliams JC, Molemaker J and Stewart AL (2023) Evolution of Bottom Boundary Layers on Three Dimensional Topography—Buoyancy Adjustment and Instabilities. *Journal of Geophysical Research: Oceans*, **128**(4), e2023JC019705, ISSN 2169-9291 (doi: 10.1029/2023JC019705)
- Jenssen D (1977) A Three-Dimensional Polar Ice-Sheet Model. *Journal of Glaciology*, **18**(80), 373–389, ISSN 0022-1430 (doi: 10.3189/S0022143000021067)
- Jordan TA, Thompson S, Kulesa B and Ferraccioli F (2023) Geological sketch map and implications for ice flow of Thwaites Glacier, West Antarctica, from integrated aerogeophysical observations. *Science Advances*, **9**(22), ISSN 23752548 (doi: https://doi.org/10.1126/sciadv.adf2639)
- Joughin I, Tulaczyk S, Bamber JL, Blankenship D, Holt JW, Scambos T and Vaughan DG (2009) Basal conditions for Pine Island and Thwaites Glaciers, West Antarctica, determined using satellite and airborne data. *Journal of Glaciology*, **55**(190), 245–257, ISSN 0022-1430 (doi: 10.3189/002214309788608705)
- Joughin I, Smith BE and Holland DM (2010) Sensitivity of 21st century sea level to ocean-induced thinning of Pine Island Glacier, Antarctica. *Geophysical Research Letters*, **37**(20), ISSN 1944-8007 (doi: 10.1029/2010GL044819)
- Joughin I, Smith BE and Schoof CG (2019) Regularized Coulomb Friction Laws for Ice Sheet Sliding: Application to Pine Island Glacier, Antarctica. *Geophysical Research Letters*, **46**(9), 4764–4771, ISSN 0094-8276 (doi: 10.1029/2019GL082526)
- Jouvet G and Huss M (2019) Future retreat of Great Aletsch Glacier. *Journal of Glaciology*, **65**(253), 869–872, ISSN 0022-1430 (doi: 10.1017/JOG.2019.52)
- Kamb B (1970) Sliding motion of glaciers: Theory and observation. *Reviews of Geophysics*, **8**(4), 673–728, ISSN 1944-9208 (doi: 10.1029/RG008I004P00673)
- Kamb B (1987) Glacier surge mechanism based on linked cavity configuration of the basal water conduit system. *Journal of Geophysical Research*, ISSN 0148-0227 (doi: 10.1029/JB092iB09p09083)
- Kamb B (1991) Rheological nonlinearity and flow instability in the deforming bed mechanism of ice stream motion. *Journal of Geophysical Research: Solid Earth*, **96**(B10), 16585–16595, ISSN 2156-2202 (doi: 10.1029/91JB00946)

- Kamb B and Lachapelle E (1964) Direct Observation of the Mechanism of Glacier Sliding Over Bedrock\*. *Journal of Glaciology*, **5**(38), 159–172, ISSN 0022-1430 (doi: 10.3189/S0022143000028756)
- Khan SA, Choi Y, Morlighem M, Rignot E, Helm V, Humbert A, Mouginot J, Millan R, Kjær KH and Bjørk AA (2022) Extensive inland thinning and speed-up of Northeast Greenland Ice Stream. *Nature* 2022 611:7937, **611**(7937), 727–732, ISSN 1476-4687 (doi: 10.1038/s41586-022-05301-z)
- Klint KES, Engström J, Parmenter A, Ruskeeniemi T, Liljedahl LC and Lehtinen A (2013) Lineament mapping and geological history of the Kangerlussuaq region, southern West Greenland. *GEUS Bulletin*, **28**(28), 57–60, ISSN 2597-2154 (doi: 10.34194/GEUSB.V28.4725)
- Knight PG (1997) The basal ice layer of glaciers and ice sheets. *Quaternary Science Reviews*, **16**(9), 975–993, ISSN 0277-3791 (doi: 10.1016/S0277-3791(97)00033-4)
- Knight PG, Waller RI, Patterson CJ, Jones AP and Robinson ZP (2002) Discharge of debris from ice at the margin of the Greenland ice sheet. *Journal of Glaciology*, **48**(161), 192–198, ISSN 0022-1430 (doi: 10.3189/172756502781831359)
- Koellner S, Parizek BR, Alley RB, Muto A and Holschuh N (2019) The impact of spatially-variable basal properties on outlet glacier flow. *Earth and Planetary Science Letters*, **515**, 200–208, ISSN 0012-821X (doi: 10.1016/J.EPSL.2019.03.026)
- Köpfl M, Gräff D, Lipovsky BP, Selvadurai PA, Farinotti D and Walter F (2022) Hydraulic Conditions for Stick-Slip Tremor Beneath an Alpine Glacier. *Geophysical Research Letters*, **49**(21), ISSN 19448007 (doi: 10.1029/2022GL100286)
- Krabbendam M (2016) Sliding of temperate basal ice on a rough, hard bed: creep mechanisms, pressure melting, and implications for ice streaming. *The Cryosphere*, **10**(5), 1915–1932, ISSN 1994-0424 (doi: 10.5194/tc-10-1915-2016)
- Krim J (1996) Friction at the Atomic Scale. *Scientific American*, 74–80
- Kufner SK, Brisbourne AM, Smith AM, Hudson TS, Murray T, Schlegel R, Kendall JM, Anandakrishnan S and Lee I (2021) Not all Icequakes are Created Equal: Basal Icequakes Suggest Diverse Bed Deformation Mechanisms at Rutford Ice Stream, West Antarctica. *Journal of Geophysical Research: Earth Surface*, **126**(3), ISSN 21699011 (doi: 10.1029/2020JF006001)
- Kulesa B, Hubbard AL, Booth AD, Bougamont M, Dow CF, Doyle SH, Christoffersen P, Lindbäck K, Pettersson R, Fitzpatrick AA and Jones GA (2017) Seismic evidence for complex sedimentary control of Greenland Ice Sheet flow. *Science Advances*, **3**(8), e1603071, ISSN 23752548 (doi: https://doi.org/10.1126/sciadv.1603071)
- Kyrke-Smith TM, Gudmundsson GH and Farrell PE (2018) Relevance of detail in basal topography for basal slipperiness inversions: A case study on Pine Island Glacier, Antarctica. *Frontiers in Earth Science*, **11**, 33, ISSN 22966463 (doi: https://doi.org/10.3389/feart.2018.00033)
- Larour E, Seroussi H, Morlighem M and Rignot E (2012) Continental scale, high order, high spatial resolution, ice sheet modeling using the Ice Sheet System Model (ISSM). *Journal of Geophysical Research: Earth Surface*, **117**(F1), 1022, ISSN 2156-2202 (doi: 10.1029/2011JF002140)
- Laumann T and Wold B (1992) Reactions of a calving glacier to large changes in water level. *Annals of Glaciology*, **16**, 158–162, ISSN 0260-3055 (doi: 10.3189/1992AOG16-1-158-162)
- Law R, Christoffersen P, Hubbard B, Doyle SH, Chudley TR, Schoonman C, Bougamont M, des Tombe B, Schilperoort B, Kechavarzi C, Booth A and Young TJ (2021) Thermodynamics of a fast-moving Greenlandic outlet glacier revealed by fiber-optic distributed temperature sensing. *Science Advances*, **7**(20), eabe7136 (doi: https://doi.org/10.1126/sciadv.abe7136)
- Law R, Christoffersen P, Mackie E, Cook S, Haseloff M and Gagliardini O (2023) Complex motion of Greenland Ice Sheet outlet glaciers with basal temperate ice (doi: 10.1126/SCIADV.ABQ5180)
- Lawson DE and Kulla JB (1978) An Oxygen Isotope Investigation of the Origin of the Basal Zone of the Matanuska Glacier, Alaska. <https://doi.org/10.1086/649736>, **86**(6), 673–685, ISSN 0022-1376 (doi: 10.1086/649736)
- Lile RC (1978) The Effect of Anisotropy on the Creep of Polycrystalline Ice. *Journal of Glaciology*, **21**(85), 475–483, ISSN 0022-1430 (doi: 10.3189/S0022143000033621)
- Lippert EYH, Morlighem M, Cheng G and Khan SA (2024) Modeling a Century of Change: Kangerlussuaq Glacier's Mass Loss From 1933 to 2021. *Geophysical Research Letters*, **51**(4), e2023GL106286, ISSN 1944-8007 (doi: 10.1029/2023GL106286)
- Liu E, Liu EW, Räss L, Herman F, Podladchikov Y and Suckale J (2023) Spontaneous Formation of an Internal Shear Band in Ice Flowing over Topographically Variable Bedrocks 2 (doi: 10.22541/essoar.167898501.11505896/v1)
- Liboutry L (1966) Bottom temperatures and basal low-velocity layer in an ice sheet. *Journal of Geophysical Research*, **71**(10), 2535–2543, ISSN 2156-2202 (doi: 10.1029/JZ0711010P02535)
- Liboutry L (1968) General Theory of Subglacial Cavitation and Sliding of Temperate Glaciers. *Journal of Glaciology*, **7**(49), 21–58, ISSN 0022-1430 (doi: 10.3189/S0022143000020396)
- Liboutry L (1971) Permeability, Brine Content and Temperature of Temperate Ice. *Journal of Glaciology*, **10**(58), 15–29, ISSN 0022-1430 (doi: 10.3189/s002214300001296x)

- Lliboutry L (1979) Local Friction Laws for Glaciers: A Critical Review and New Openings. *Journal of Glaciology*, **23**(89), 67–95
- MacAyeal DR (2019) Revisiting Weertman’s tombstone bed. *Annals of Glaciology*, **60**(80), 21–29, ISSN 0260-3055 (doi: 10.1017/AOG.2019.31)
- MacCready P, Pawlak G and Edwards K (2003) Form drag on ocean flows. In *Near boundary processes and their parameterization: Proc. 13th Aha Huliko’a Hawaiian Winter Workshop*
- Macgregor JA, Fahnestock MA, Catania GA, Paden JD, Prasad Gogineni S, Young SK, Rybarski SC, Mabrey AN, Wagman BM and Morlighem M (2015) Radiostratigraphy and age structure of the Greenland Ice Sheet. *Journal of Geophysical Research: Earth Surface*, **120**(2), 212–241, ISSN 21699011 (doi: 10.1002/2014JF003215)
- MacGregor JA, Fahnestock MA, Catania GA, Aschwanden A, Clow GD, Colgan WT, Gogineni SP, Morlighem M, Nowicki SMJ, Paden JD, Price SF and Seroussi H (2016) A synthesis of the basal thermal state of the Greenland Ice Sheet. *Journal of Geophysical Research: Earth Surface*, **121**(7), 1328–1350, ISSN 21699003 (doi: 10.1002/2015JF003803)
- MacKie EJ, Schroeder DM, Zuo C, Yin Z and Caers J (2021) Stochastic modeling of subglacial topography exposes uncertainty in water routing at Jakobshavn Glacier. *Journal of Glaciology*, **67**(261), 75–83, ISSN 00221430 (doi: 10.1017/jog.2020.84)
- Maier N, Humphrey N, Harper J and Meierbachtol T (2019) Sliding dominates slow-flowing margin regions, Greenland Ice Sheet. *Science Advances*, **5**(7), eaaw5406, ISSN 23752548 (doi: 10.1126/sciadv.aaw5406)
- Maier N, Gimbert F, Gillet-Chaulet F and Gilbert A (2021) Basal traction mainly dictated by hard-bed physics over grounded regions of Greenland. *Cryosphere*, **15**(3), 1435–1451, ISSN 19940424 (doi: 10.5194/tc-15-1435-2021)
- Maier N, Gimbert F and Gillet-Chaulet F (2022) Threshold response to melt drives large-scale bed weakening in Greenland. *Nature* **2022** 607:7920, **607**(7920), 714–720, ISSN 1476-4687 (doi: 10.1038/s41586-022-04927-3)
- Mantelli E, Haseloff M and Schoof C (2019) Ice sheet flow with thermally activated sliding. Part 1: the role of advection. *Proceedings of the Royal Society A*, **475**(2230), ISSN 14712946 (doi: 10.1098/RSPA.2019.0410)
- Martín C, Navarro F, Otero J, Cuadrado ML and Corcuera MI (2004) Three-dimensional modelling of the dynamics of Johnsons Glacier, Livingston Island, Antarctica. *Annals of Glaciology*, **39**, 1–8, ISSN 0260-3055 (doi: 10.3189/172756404781814537)
- McCarthy C, Savage H and Nettles M (2017) Temperature dependence of ice-on-rock friction at realistic glacier conditions. *Philosophical Transactions of the Royal Society A: Mathematical, Physical and Engineering Sciences*, **375**(2086), ISSN 1364503X (doi: 10.1098/RSTA.2015.0348)
- Meyer CR, Downey AS and Rempel AW (2018) Freeze-on limits bed strength beneath sliding glaciers. *Nature Communications*, **9**(1), 1–6, ISSN 20411723 (doi: 10.1038/s41467-018-05716-1)
- Millstein JD, Minchew BM and Pegler SS (2022) Ice viscosity is more sensitive to stress than commonly assumed. *Communications Earth & Environment* **2022** 3:1, **3**(1), 1–7, ISSN 2662-4435 (doi: 10.1038/s43247-022-00385-x)
- Minchew B and Joughin I (2020) Toward a universal glacier slip law: A new friction rule may describe ice flow over rigid or deformable surfaces. *Science*, **368**(6486), 29–30, ISSN 10959203 (doi: 10.1126/SCIENCE.ABB3566/ASSET/94F6D0C2-85DC-4578-B986-EAC2235A4C96/ASSETS/GRAPHIC/368\\_{29}\\_F2.JPG)
- Minchew B, Simons M, Björnsson H, Pálsson F, Morlighem M, Seroussi H, Larour E and Hensley S (2016) Plastic bed beneath Hofsjökull Ice Cap, central Iceland, and the sensitivity of ice flow to surface meltwater flux. *Journal of Glaciology*, **62**(231), 147–158, ISSN 0022-1430 (doi: 10.1017/JOG.2016.26)
- Minchew BM, Meyer CR, Pegler SS, Lipovsky BP, Rempel AW, Hilmar Gudmundsson G and Iverson NR (2019) Comment on “Friction at the bed does not control fast glacier flow” (doi: 10.1126/science.aau6055)
- Moon T, Joughin I, Smith B, van den Broeke MR, van de Berg WJ, Noël B and Usher M (2014) Distinct patterns of seasonal Greenland glacier velocity. *Geophysical Research Letters*, **41**(20), 7209–7216, ISSN 00948276 (doi: 10.1002/2014GL061836)
- Morlighem M, Rignot E, Seroussi H, Larour E, Ben Dhia H and Aubry D (2010) Spatial patterns of basal drag inferred using control methods from a full-Stokes and simpler models for Pine Island Glacier, West Antarctica. *Geophysical Research Letters*, **37**(14), ISSN 1944-8007 (doi: 10.1029/2010GL043853)
- Morlighem M, Seroussi H, Larour E and Rignot E (2013) Inversion of basal friction in Antarctica using exact and incomplete adjoints of a higher-order model. *Journal of Geophysical Research: Earth Surface*, **118**(3), ISSN 21699011 (doi: 10.1002/jgrf.20125)
- Morlighem M, Williams CN, Rignot E, An L, Arndt JE, Bamber JL, Catania G, Chauché N, Dowdeswell JA, Dorschel B, Fenty I, Hogan K, Howat I and others (2017) BedMachine v3: Complete Bed Topography and Ocean Bathymetry Mapping of Greenland From Multibeam Echo Sounding Combined With Mass Conservation. *Geophysical Research Letters*, **44**(21), 11051–11061, ISSN 19448007 (doi: 10.1002/2017GL074954)
- Munevar Garcia S, Miller LE, Falcini FAM and Stearns LA (2023) Characterizing bed roughness on the Antarctic continental margin. *Journal of Glaciology*, 1–12, ISSN 0022-1430 (doi: 10.1017/JOG.2023.88)
- Murray T and Porter PR (2001) Basal conditions beneath a soft-bedded polythermal surge-type glacier: Bakaninbreen, Svalbard.

- Quaternary International*, **86**(1), 103–116, ISSN 1040-6182 (doi: 10.1016/S1040-6182(01)00053-2)
- Nakakuki T and Mura E (2013) Dynamics of slab rollback and induced back-arc basin formation. *Earth and Planetary Science Letters*, **361**, 287–297, ISSN 0012-821X (doi: 10.1016/j.epsl.2012.10.031)
- Neave KG and Savage JC (1970) Icequakes on the Athabasca Glacier. *J Geophys Res*, **75**(8)
- Nienow PW, Sole AJ, Slater DA and Cowton TR (2017) Recent Advances in Our Understanding of the Role of Meltwater in the Greenland Ice Sheet System. *Current Climate Change Reports*, **3**(4), 330–344, ISSN 2198-6061 (doi: 10.1007/s40641-017-0083-9)
- Nye JF (1969) A calculation on the sliding of ice over a wavy surface using a Newtonian viscous approximation. *Proceedings of the Royal Society of London. A. Mathematical and Physical Sciences*, **311**(1506), 445–467, ISSN 0080-4630 (doi: 10.1098/RSPA.1969.0127)
- Nye JF (1970) Glacier sliding without cavitation in a linear viscous approximation. *Proceedings of the Royal Society of London. A. Mathematical and Physical Sciences*, **315**(1522), 381–403, ISSN 0080-4630 (doi: 10.1098/RSPA.1970.0050)
- Oswald GK and Gogineni SP (2012) Mapping basal melt under the northern Greenland ice sheet. *IEEE Transactions on Geoscience and Remote Sensing*, **50**(2), 585–592, ISSN 01962892 (doi: 10.1109/TGRS.2011.2162072)
- Parizek BR, Christianson K, Anandakrishnan S, Alley RB, Walker RT, Edwards RA, Wolfe DS, Bertini GT, Rinehart SK, Bind-schadler RA and Nowicki SM (2013) Dynamic (in)stability of Thwaites Glacier, West Antarctica. *Journal of Geophysical Research: Earth Surface*, **118**(2), 638–655, ISSN 2169-9011 (doi: 10.1002/JGRF.20044)
- Paterson WS (1991) Why ice-age ice is sometimes “soft”. *Cold Regions Science and Technology*, **20**(1), 75–98, ISSN 0165-232X (doi: 10.1016/0165-232X(91)90058-O)
- Paxman GJ, Tinto KJ and Austermann J (2021) Neogene-Quaternary Uplift and Landscape Evolution in Northern Greenland Recorded by Subglacial Valley Morphology. *Journal of Geophysical Research: Earth Surface*, **126**(12), e2021JF006395, ISSN 2169-9011 (doi: 10.1029/2021JF006395)
- Peters LE, Anandakrishnan S, Alley RB and Smith AM (2007) Extensive storage of basal meltwater in the onset region of a major West Antarctic ice stream. *Geology*, **35**(3), 251–254, ISSN 0091-7613 (doi: 10.1130/G23222A.1)
- Podolskiy EA and Walter F (2016) Cryoseismology (doi: 10.1002/2016RG000526)
- Rada C and Schoof C (2018) Channelized, distributed, and disconnected: Subglacial drainage under a valley glacier in the Yukon. *Cryosphere*, **12**(8), 2609–2636, ISSN 19940424 (doi: 10.5194/TC-12-2609-2018)
- Ranganathan M and Minchew B (2024) A modified viscous flow law for natural glacier ice: Scaling from laboratories to ice sheets. *Proceedings of the National Academy of Sciences of the United States of America*, **121**(23), e2309788121, ISSN 10916490 (doi: https://doi.org/10.1073/pnas.2309788121)
- Rasmussen LA and Campbell WJ (1973) Comparison of Three Contemporary Flow Laws in a Three-Dimensional, Time-Dependent Glacier Model. *Journal of Glaciology*, **12**(66), 361–373, ISSN 0022-1430 (doi: 10.3189/S0022143000031786)
- Rempel AW and Meyer CR (2019) Premelting increases the rate of regelation by an order of magnitude. *Journal of Glaciology*, **65**(251), 518–521, ISSN 0022-1430 (doi: 10.1017/JOG.2019.33)
- Renfrew IA, Elvidge AD and Edwards JM (2019) Atmospheric sensitivity to marginal-ice-zone drag: Local and global responses. *Quarterly Journal of the Royal Meteorological Society*, **145**(720), 1165–1179, ISSN 1477-870X (doi: 10.1002/QJ.3486)
- Rice JR, Lapusta N and Ranjith K (2001) Rate and state dependent friction and the stability of sliding between elastically deformable solids. *Journal of the Mechanics and Physics of Solids*, **49**(9), ISSN 00225096 (doi: 10.1016/S0022-5096(01)00042-4)
- Rippin DM (2013) Bed roughness beneath the Greenland ice sheet. *Journal of Glaciology*, **59**(216), 724–732, ISSN 0022-1430 (doi: 10.3189/2013JOG12J212)
- Ritz C, Edwards TL, Durand G, Payne AJ, Peyaud V and Hindmarsh RC (2015) Potential sea-level rise from Antarctic ice-sheet instability constrained by observations. *Nature* **2015** 528:7580, **528**(7580), 115–118, ISSN 1476-4687 (doi: 10.1038/nature16147)
- Robin Gd (1976) Is the Basal Ice of a Temperate Glacier at the Pressure Melting Point? *Journal of Glaciology*, **16**(74), 183–196, ISSN 0022-1430 (doi: 10.3189/S002214300003152X)
- Roldan-Blasco JP, Gimbert F, Gagliardini O and Gilbert A (2022) The feedback of solid friction on glacier sliding does not substantially modify the form of the friction law. *Authorea Preprints* (doi: 10.1002/ESSOAR.10507257.1)
- Rousselot M and Fischer UH (2005) Evidence for excess pore-water pressure generated in subglacial sediment: Implications for clast ploughing. *Geophysical Research Letters*, **32**(11), 1–5, ISSN 1944-8007 (doi: 10.1029/2005GL022642)
- Ruina A (1983) Slip instability and state variable friction laws. *Journal of Geophysical Research: Solid Earth*, **88**(B12), 10359–10370, ISSN 2156-2202 (doi: 10.1029/JB088IB12P10359)

- Ryser C, Lüthi MP, Andrews LC, Hoffman MJ, Catania GA, Hawley RL, Neumann TA and Kristensen SS (2014) Sustained high basal motion of the Greenland ice sheet revealed by borehole deformation. *Journal of Glaciology*, **60**(222), 647–660, ISSN 0022-1430 (doi: 10.3189/2014JoG13J196)
- Schmalholz SM and Duret T (2015) Shear zone and nappe formation by thermal softening, related stress and temperature evolution, and application to the Alps. *Journal of Metamorphic Geology*, **33**(8), 887–908, ISSN 1525-1314 (doi: 10.1111/JMG.12137)
- Schoof C (2005) The effect of cavitation on glacier sliding. *Proceedings of the Royal Society A: Mathematical, Physical and Engineering Sciences*, **461**(2055), 609–627, ISSN 14712946 (doi: 10.1098/RSPA.2004.1350)
- Schoof C (2010) Ice-sheet acceleration driven by melt supply variability. *Nature*, ISSN 0028-0836 (doi: 10.1038/nature09618)
- Schoof CG and Clarke GK (2008) A model for spiral flows in basal ice and the formation of subglacial flutes based on a Reiner-Rivlin rheology for glacial ice. *Journal of Geophysical Research: Solid Earth*, **113**(B5), ISSN 2156-2202 (doi: 10.1029/2007JB004957)
- Schulson EM and Duval P (2009) Creep and fracture of ice. *Creep and Fracture of Ice*, **9780521806206**, 1–401 (doi: 10.1017/CBO9780511581397)
- Sergienko OV and Hindmarsh RC (2013) Regular patterns in frictional resistance of ice-stream beds seen by surface data inversion. *Science*, **342**(6162), 1086–1089, ISSN 10959203 (doi: https://doi.org/10.1126/science.1243903)
- Seroussi H, Nakayama Y, Larour E, Menemenlis D, Morlighem M, Rignot E and Khazendar A (2017) Continued retreat of Thwaites Glacier, West Antarctica, controlled by bed topography and ocean circulation. *Geophysical Research Letters*, **44**(12), 6191–6199, ISSN 1944-8007 (doi: 10.1002/2017GL072910)
- Seroussi H, Nowicki S, Payne AJ, Goelzer H, Lipscomb WH, Abe-Ouchi A, Agosta C, Albrecht T, Asay-Davis X, Barthel A, Calov R, Cullather R, Dumas C, Galton-Fenzi BK and others (2020) IS-MIP6 Antarctica: A multi-model ensemble of the Antarctic ice sheet evolution over the 21st century. *The Cryosphere*, **14**(9), 3033–3070, ISSN 19940424 (doi: 10.5194/TC-14-3033-2020)
- Sevestre H and Benn DI (2015) Climatic and geometric controls on the global distribution of surge-type glaciers: implications for a unifying model of surging. *Journal of Glaciology*, **61**(228), 646–662, ISSN 0022-1430 (doi: 10.3189/2015JOG14J136)
- Shreve RL (1984) Glacier Sliding at Subfreezing Temperatures. *Journal of Glaciology*, **30**(106), 341–347, ISSN 0022-1430 (doi: 10.3189/S0022143000006195)
- Sizova E, Gerya T, Brown M and Perchuk LL (2010) Subduction styles in the Precambrian: Insight from numerical experiments. *Lithos*, **116**(3-4), 209–229, ISSN 0024-4937 (doi: 10.1016/J.LITHOS.2009.05.028)
- Slaymaker O and Kovanen DJ (2017) Pleistocene Landscapes of Western Canada. 27–48, Springer, Cham, ISBN 978-3-319-44595-3 (doi: 10.1007/978-3-319-44595-3{ }\_2)
- Sole A, Nienow P, Bartholomew I, Mair D, Cowton T, Tedstone A and King MA (2013) Winter motion mediates dynamic response of the Greenland Ice Sheet to warmer summers. *Geophysical Research Letters*, **40**(15), 3940–3944, ISSN 00948276 (doi: 10.1002/grl.50764)
- Souchez R, Bouzette A, Clausen HB, Johnsen SJ and Jouzel J (1998) A stacked mixing sequence at the base of the Dye 3 Core, Greenland. *Geophysical Research Letters*, **25**(11), 1943–1946, ISSN 00948276 (doi: 10.1029/98GL01411)
- Souchez R, Vandenschrck G, Lorrain R and Tison JL (2000) Basal ice formation and deformation in central Greenland: A review of existing and new ice core data. *Geological Society Special Publication*, **176**, 13–22, ISSN 03058719 (doi: 10.1144/GSL.SP.2000.176.01.02)
- Souchez R, Petit JR, Jouzel J, Simões J, De Angelis M, Barkov N, Stievenard M and Vimeux F (2002) Highly deformed basal ice in the Vostok core, Antarctica. *Geophysical Research Letters*, **29**(7), 40–1, ISSN 1944-8007 (doi: 10.1029/2001GL014192)
- Stearns LA and Van Der Veen CJ (2018) Friction at the bed does not control fast glacier flow. *Science*, **361**(6399), 273–277, ISSN 10959203 (doi: 10.1126/science.aat2217)
- Stevens NT, Zoet LK, Hansen DD, Alley RB, Roland CJ, Schwans E and Shepherd CS (2024) Icequake insights on transient glacier slip mechanics near channelized subglacial drainage. *Earth and Planetary Science Letters*, **627**, 118513, ISSN 0012-821X (doi: 10.1016/J.EPSL.2023.118513)
- Stokes CR (2018) Geomorphology under ice streams: Moving from form to process. *Earth Surface Processes and Landforms*, **43**(1), 85–123, ISSN 1096-9837 (doi: 10.1002/ESP.4259)
- Sutter J, Fischer H and Eisen O (2021) Investigating the internal structure of the Antarctic ice sheet: The utility of isochrones for spatiotemporal ice-sheet model calibration. *Cryosphere*, **15**(8), 3839–3860, ISSN 19940424 (doi: 10.5194/TC-15-3839-2021)
- Swift DA, Nienow PW and Hoey TB (2005) Basal sediment evacuation by subglacial meltwater: suspended sediment transport from Haut Glacier d’Arolla, Switzerland. *Earth Surface Processes and Landforms*, **30**(7), 867–883, ISSN 1096-9837 (doi: 10.1002/ESP.1197)
- Swinzow GK (1962) Investigation of Shear Zones in the Ice Sheet Margin, Thule Area, Greenland. *Journal of Glaciology*, **4**(32), 215–229, ISSN 0022-1430 (doi: 10.3189/S0022143000027416)
- Tackley PJ (2000) Self-consistent generation of tectonic plates in time-dependent, three-dimensional mantle convection simulations 1. Pseudoplastic yielding. *Geochem. Geophys. Geosyst*, **1**, 1021 (doi: 10.1029/2000GC000036)

- Tarasov L and Peltier WR (2007) Coevolution of continental ice cover and permafrost extent over the last glacial-interglacial cycle in North America. *Journal of Geophysical Research: Earth Surface*, **112**(F2), 2–08, ISSN 2156-2202 (doi: 10.1029/2006JF000661)
- Tedstone AJ, Nienow PW, Gourmelen N, Dehecq A, Goldberg D and Hanna E (2015) Decadal slowdown of a land-terminating sector of the Greenland Ice Sheet despite warming. *Nature*, **526**(7575), 692–695, ISSN 0028-0836 (doi: 10.1038/nature15722)
- Theakstone WH (1967) Basal Sliding and Movement Near the Margin of the Glacier Østerdalsisen, Norway. *Journal of Glaciology*, **6**(48), 805–816, ISSN 0022-1430 (doi: 10.3189/S0022143000020116)
- Thompson AC (2020) An experimental study of debris-bed friction during glacier sliding (doi: 10.31274/ETD-20200624-140)
- Thompson AC, Iverson NR and Zoet LK (2020) Controls on Subglacial Rock Friction: Experiments With Debris in Temperate Ice. *Journal of Geophysical Research: Earth Surface*, **125**(10), e2020JF005718, ISSN 2169-9011 (doi: 10.1029/2020JF005718)
- Thompson LG, Yao T, Davis ME, Henderson KA, Mosley-Thompson E, Lin PN, Beer J, Synal HA, Cole-Dai J and Bolzan JF (1997) Tropical climate instability: The last glacial cycle from a Qinghai-Tibetan ice core. *Science*, **276**(5320), 1821–1825, ISSN 00368075 (doi: <https://doi.org/10.1126/science.276.5320.1821>)
- Thorsteinsson T, Kipfstuhl J, Eicken H, Johnsen SJ and Fuhrer K (1995) Crystal size variations in Eemian-age ice from the GRIP ice core, Central Greenland. *Earth and Planetary Science Letters*, **131**(3–4), 381–394, ISSN 0012-821X (doi: 10.1016/0012-821X(95)00031-7)
- Tison JL, Petit JR, Barnola JM and Mahaney WC (1993) Debris entrainment at the ice-bedrock interface in sub-freezing temperature conditions (Terre Adélie, Antarctica). *Journal of Glaciology*, **39**(132), 303–315, ISSN 0022-1430 (doi: 10.3189/S0022143000015963)
- Tison JL, Souchez R, Wolff EW, Moore JC, Legrand MR and De Angelis M (1998) Is a periglacial biota responsible for enhanced dielectric response in basal ice from the Greenland Ice Core Project ice core? *Journal of Geophysical Research: Atmospheres*, **103**(D15), 18885–18894, ISSN 2156-2202 (doi: 10.1029/98JD01107)
- Trevers M, Payne AJ and Cornford SL (2024) Application of a regularised Coulomb sliding law to Jakobshavn Isbræ, West Greenland. *EGU sphere*
- Tsai VC, Stewart AL and Thompson AF (2015) Marine ice-sheet profiles and stability under Coulomb basal conditions. *Journal of Glaciology*, **61**(226), 205–215, ISSN 0022-1430 (doi: 10.3189/2015JOG14J221)
- Tsai VC, Smith LC, Gardner AS and Seroussi H (2021) A unified model for transient subglacial water pressure and basal sliding. *Journal of Glaciology*, **68**(268), 390–400, ISSN 0022-1430 (doi: 10.1017/JOG.2021.103)
- Tulaczyk S, Kamb WB and Engelhardt HF (2000) Basal mechanics of Ice Stream B, west Antarctica: 1. Till mechanics. *Journal of Geophysical Research: Solid Earth*, **105**(B1), 463–481, ISSN 2156-2202 (doi: 10.1029/1999JB900329)
- Tyndall J and Huxley TH (1857) On the structure and motion of glaciers. *Philosophical Transactions of the Royal Society of London*, **147**, 327–346, ISSN 0261-0523 (doi: 10.1098/RSTL.1857.0016)
- van den Ende MP, Chen J, Ampuero JP and Niemeijer AR (2018) A comparison between rate-and-state friction and microphysical models, based on numerical simulations of fault slip. *Tectonophysics*, **733**, 273–295, ISSN 0040-1951 (doi: 10.1016/J.TECTO.2017.11.040)
- Vaughan DG, Smith AM, Nath PC and Le Meur E (2003) Acoustic impedance and basal shear stress beneath four Antarctic ice streams. *Annals of Glaciology*, **36**, 225–232, ISSN 0260-3055 (doi: 10.3189/172756403781816437)
- Vincent C and Moreau L (2016) Sliding velocity fluctuations and subglacial hydrology over the last two decades on Argentière glacier, Mont Blanc area. *Journal of Glaciology*, **62**(235), 805–815, ISSN 0022-1430 (doi: 10.1017/JOG.2016.35)
- Vincent LA, Wang XL, Milewska EJ, Wan H, Yang F and Swail V (2012) A second generation of homogenized Canadian monthly surface air temperature for climate trend analysis. *Journal of Geophysical Research: Atmospheres*, **117**(D18), n/a–n/a, ISSN 01480227 (doi: 10.1029/2012JD017859)
- Vivian R and Bocquet G (1973) Subglacial Cavitation Phenomena Under the Glacier D'Argentière, Mont Blanc, France. *Journal of Glaciology*, **12**(66), 439–451, ISSN 0022-1430 (doi: 10.3189/S0022143000031853)
- Walder J and Hallet B (1979) Geometry of Former Subglacial Water Channels and Cavities. *Journal of Glaciology*, **23**(89), 335–346, ISSN 0022-1430 (doi: 10.3189/S0022143000029944)
- Waller RI (2001) The influence of basal processes on the dynamic behaviour of cold-based glaciers. *Quaternary International*, **86**(1), 117–128, ISSN 1040-6182 (doi: 10.1016/S1040-6182(01)00054-4)
- Walter F, Deichmann N and Funk M (2008) Basal icequakes during changing subglacial water pressures beneath Gornergletscher, Switzerland. *Journal of Glaciology*, **54**(186), 511–521, ISSN 0022-1430 (doi: 10.3189/002214308785837110)
- Walter F, Canassy PD, Husen S and Clinton JF (2013) Deep icequakes: What happens at the base of alpine glaciers? *Journal of Geophysical Research: Earth Surface*, **118**(3), ISSN 21699011 (doi: 10.1002/jgrf.20124)



- Weertman J (1957) On the sliding of glaciers. *Journal of Glaciology*, **3**(21), 33–38, ISSN 0022-1430 (doi: 10.1017/S0022143000024709)
- Weertman J (1961) Mechanism for the Formation of Inner Moraines Found Near the Edge of Cold Ice Caps and Ice sheets. *Journal of Glaciology*, **3**(30), 965–978, ISSN 0022-1430 (doi: 10.3189/S0022143000017378)
- Weertman J (1967) Sliding of nontemperate glaciers. *Journal of Geophysical Research*, **72**(2), 521–523, ISSN 2156-2202 (doi: 10.1029/JZ072I002P00521)
- Weertman J (1979) The Unsolved General Glacier Sliding Problem. *Journal of Glaciology*, **23**(89), 97–115, ISSN 0022-1430 (doi: 10.3189/S0022143000029762)
- Welty E, Zemp M, Navarro F, Huss M, Fürst JJ, Gärtner-Roer I, Landmann J, Machguth H, Naegeli K, Andreassen LM, Farinotti D and Li H (2020) Worldwide version-controlled database of glacier thickness observations. *Earth System Science Data*, **12**(4), 3039–3055, ISSN 18663516 (doi: 10.5194/ESSD-12-3039-2020)
- Whillans IM and Jezek KC (1987) Folding in the Greenland Ice Sheet. *Journal of Geophysical Research: Solid Earth*, **92**(B1), 485–493, ISSN 2156-2202 (doi: 10.1029/JB092IB01P00485)
- Wiens DA, Anandakrishnan S, Winberry JP and King MA (2008) Simultaneous teleseismic and geodetic observations of the stick-slip motion of an Antarctic ice stream. *Nature* **2008** 453:7196, **453**(7196), 770–774, ISSN 1476-4687 (doi: 10.1038/nature06990)
- Wilch E and Hughes TJ (2000) Calculating basal thermal zones beneath the Antarctic ice sheet. *Journal of Glaciology*, **46**(153), 297–310, ISSN 0022-1430 (doi: 10.3189/172756500781832927)
- Wilkens N, Behrens J, Kleiner T, Rippin D, Rückamp M and Humbert A (2015) Thermal structure and basal sliding parametrisation at Pine Island Glacier - A 3-D full-Stokes model study. *Cryosphere*, **9**(2), 675–690, ISSN 19940424 (doi: 10.5194/TC-9-675-2015)
- Willis IC (1995) Intra-annual variations in glacier motion: a review. *Progress in Physical Geography: Earth and Environment*, **19**(1), 61–106, ISSN 03091333 (doi: 10.1177/030913339501900104)
- Wilson CJ and Sim HM (2002) The localization of strain and c-axis evolution in anisotropic ice. *Journal of Glaciology*, **48**(163), 601–610, ISSN 0022-1430 (doi: 10.3189/172756502781831034)
- Winberry JP, Anandakrishnan S, Alley RB, Bindschadler RA and King MA (2009) Basal mechanics of ice streams: Insights from the stick-slip motion of Whillans Ice Stream, West Antarctica. *Journal of Geophysical Research: Earth Surface*, **114**(F1), 1016, ISSN 2156-2202 (doi: 10.1029/2008JF001035)
- Winkelmann R, Martin MA, Haseloff M, Albrecht T, Bueler E, Khroulev C and Levermann A (2011) The Potsdam Parallel Ice Sheet Model (PISM-PIK) - Part 1: Model description. *Cryosphere*, **5**(3), 715–726, ISSN 19940416 (doi: 10.5194/TC-5-715-2011)
- Winter A, Steinhage D, Creyts TT, Kleiner T and Eisen O (2019) Age stratigraphy in the East Antarctic Ice Sheet inferred from radio-echo sounding horizons. *Earth System Science Data*, **11**(3), 1069–1081, ISSN 18663516 (doi: 10.5194/ESSD-11-1069-2019)
- Woodard JB, Zoet LK, Iverson NR and Helanow C (2021) Variations in Hard-Bedded Topography Beneath Glaciers. *Journal of Geophysical Research: Earth Surface*, **126**(9), e2021JF006326, ISSN 2169-9011 (doi: 10.1029/2021JF006326)
- Zhang Y, Sachau T, Franke S, Yang H, Li D, Weikusat I and Bons PD (2023) Ice Modeling Indicates Formation Mechanisms of Large-scale Folding in Greenland's Ice Sheet. *Authorea Preprints* (doi: 10.22541/ESSOAR.170224480.07642827/V1)
- Zoet LK and Iverson NR (2020) A slip law for glaciers on deformable beds. *Science*, **368**(6486), ISSN 10959203 (doi: https://doi.org/10.1126/science.aaz1183)
- Zoet LK, Carpenter B, Scuderi M, Alley RB, Anandakrishnan S, Marone C and Jackson M (2013) The effects of entrained debris on the basal sliding stability of a glacier. *Journal of Geophysical Research: Earth Surface*, **118**(2), 656–666, ISSN 2169-9011 (doi: 10.1002/JGRF.20052)
- Zoet LK, Ikari MJ, Alley RB, Marone C, Anandakrishnan S, Carpenter BM and Scuderi MM (2020) Application of Constitutive Friction Laws to Glacier Seismicity. *Geophysical Research Letters*, **47**(21), e2020GL088964, ISSN 1944-8007 (doi: 10.1029/2020GL088964)
- Zwally HJ, Abdalati W, Herring T, Larson K, Saba J and Steffen K (2002) Surface Melt-Induced Acceleration of Greenland Ice-Sheet Flow. *Science*, **297**, 218–222 (doi: 10.1126/science.1071795)

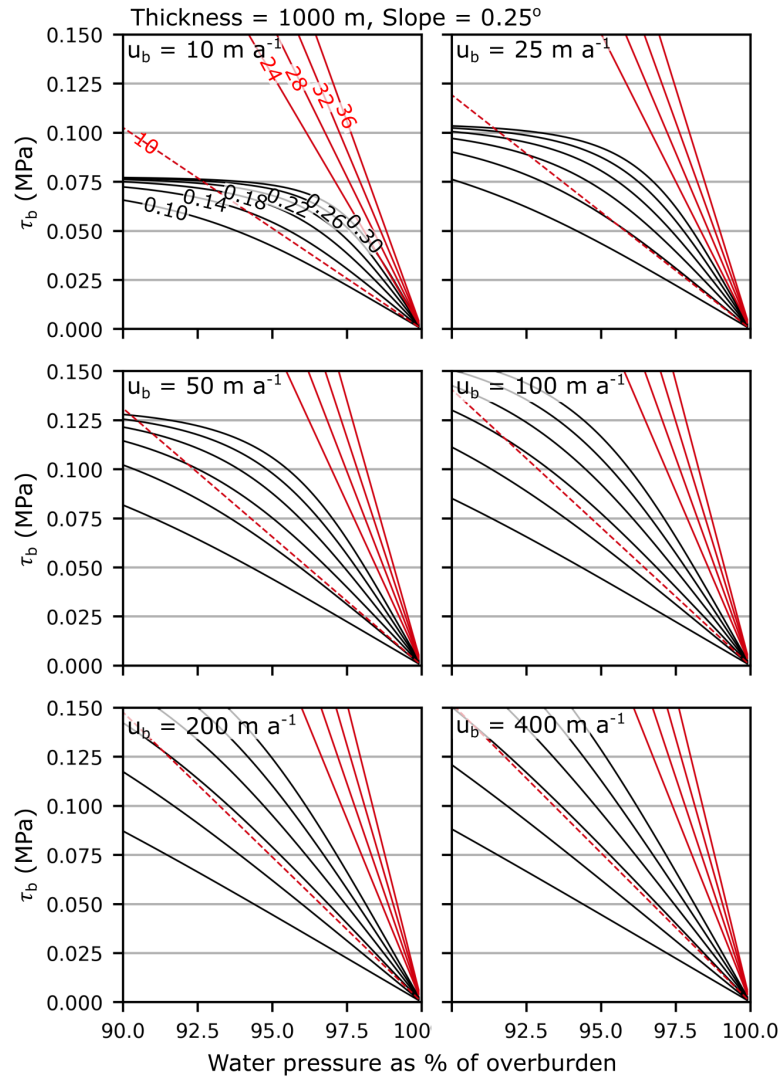
## 8 ACKNOWLEDGEMENTS

RL thanks Florent Gimbert and Ian Willis for an engaging viva at the Scott Polar Research Institute, Cambridge, which instigated investigation of some of the ideas explored here, Samuel Cook for comments on a draft manuscript, and Norges Forskningsråd for funding as part of the SINERGIS project (Norwegian Research Council Grant 314614, Simulating Ice Cores and Englacial Tracers in the Greenland Ice Sheet).

## A APPENDIX A

### A APPENDIX B: REASONING BEHIND LINE PLACEMENTS IN FIG. 2.

**Form drag, sediment** from Zoet and Iverson (2020) and Minchew and Joughin (2020) based on the smallest clast sizes used in Zoet and Iverson (2020) but assumed to continue to



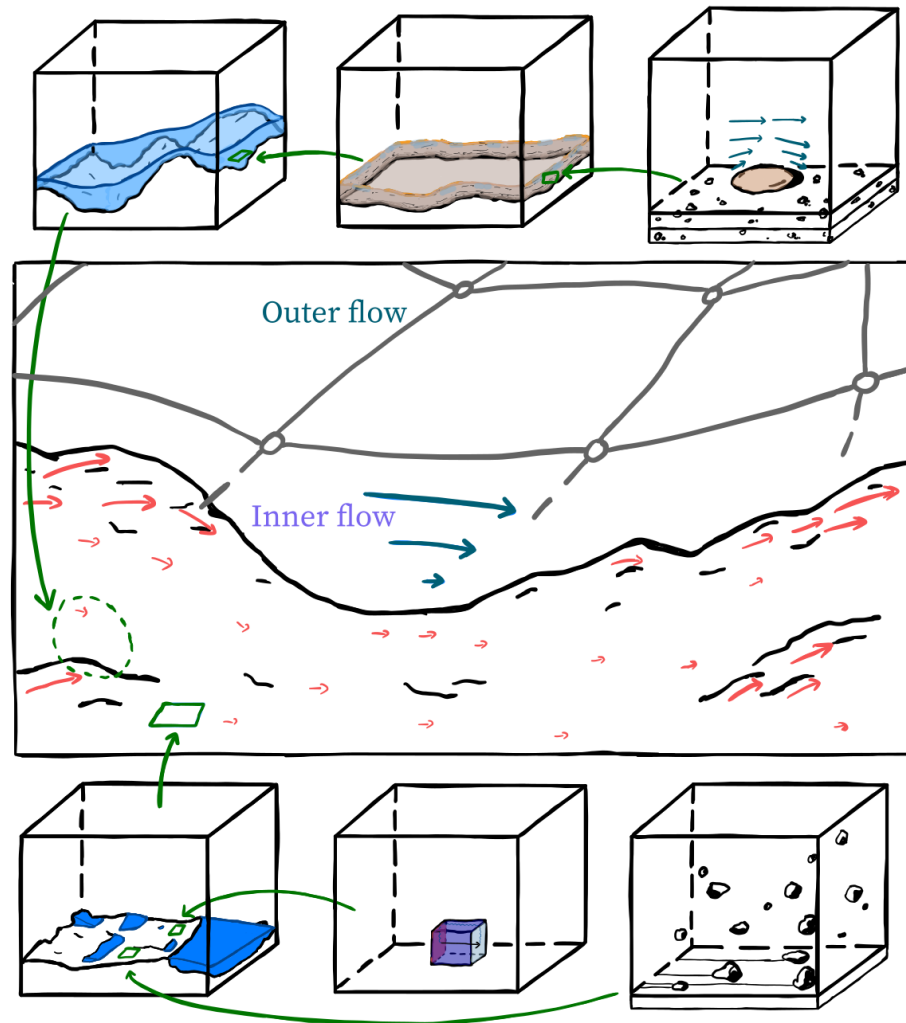
**Fig. 12. Appendix A. The difference between Zoet and Iverson (2020) and Helanow and others (2021) at high water pressures..** Zoet and Iverson (2020) in red and Helanow and others (2021) in black with thickness = 1000 m and slope = 0.25° for  $u_b$  between 10  $\text{m a}^{-1}$  and 400  $\text{m a}^{-1}$ .

sub-millimetre scales (the ice crystal size used is millimetre-scale) and extended to a reasonable but conservative upper limit for subglacial debris size. **Skin friction, sediment** from Zoet and Iverson (2020) and Minchew and Joughin (2020) based on the size of the shear-ring apparatus used in Zoet and Iverson (2020) and extending to sub millimetre-scale of subglacial till sample used. Assumed to continue to sub-millimetre scales and to be valid at higher spatial scales given low topographic variation. **Weertman sliding** from Weertman (1957) with 1 cm to 10 m scale clearly stated in the text. **Budd** smaller-scale segment from laboratory tests in Budd and others (1979) and larger-scale segment from application to west Antarctica in Budd and others (1984). **Nye-Kamb sliding** Based on landscape used in Fig. 2 of Nye (1970). **Rate-and-state, Argentière** using assumed seismic rupture length in Helmstetter and others (2015). **Cavitation theory** from Lliboutry (1968), Gagliardini and others (2007), and Helanow and others (2021) amongst many others. Cavitation theory is often non-dimensionalised but has not exceeded the 25 m scale used in Helanow and others (2021). The dashed arrow is extended to 100 m to denote a plausible but untested upper limit to cavitation. **Intermediate scale processes** taken from the lower resolution and upper domain size used in Law and others (2023) and extended upwards with a dashed arrow to indicate an untested upper limit for the processes described. **Argentière Wheel** based on the Argentière wheel experiments of Vivian and Bocquet (1973), Gimbert and others (2021) and Gilbert and others (2023) amongst others where the glacier width is ~300 m and 20 m is roughly double the cavity length. **Skin drag** from Kyrke-Smith and others (2018) based on the lowermost resolution of radar data (40 m) to the 5 km upper limit of Bedmap2 (Fretwell and others, 2013). **Form drag, topographic** from Bingham and others (2017) and Kyrke-Smith and others (2018) using a lower radar data resolution of 40-100 m and an upper domain area of 20 km. **'Unified'**, from 1 km lower limit suggested in Tsai and others (2021) to a plausible upper limit of 10 km. **Rate-and-state, Siple Coast** Taken as broad area over which seismicity is recorded at Siple Coast in Fig. 4 of Podolskiy and Walter (2016) in contrast to single events of Helmstetter and others (2015). **Form drag, resolution/scale dependent** based on arguments within this paper (Section 3.3). **Typical glacier and ice sheet model resolution** based on standard resolutions from detailed glacier studies to coarse resolution paleo simulations. **Typical basal ice crystal size** from Thorsteinsson and others (1995) and Cook and others (2007).

## A APPENDIX C

## A APPENDIX D

In geodynamics problems where rate-and-state friction theory is the more common way of viewing slip, models tend to use either a free-slip between mechanical layers (e.g. Sizova and others, 2010; Nakakuki and Mura, 2013), a pseudo-plastic yielding based on the coefficient of frictional sliding where boundaries between layers are not made explicit but a slip horizon is created within a continuum (e.g. Tackley, 2000; Schmalholz and Duretz, 2015), or focus on shear-localization through a non-Newtonian rheology with grain-size evolution in an initially rheologically homogeneous media (Bercovici, 2003 and references therein). These settings tend to have much more planar interfaces and do not feature the topographic variability that characterises some glacier beds, but provide interesting comparisons for glacier sliding theory.



**Fig. 13. Appendix C. Schematic of a set of sliding processes operating within an inner flow.** Sub-processes in cubes should be recognisable from Fig. 4. Red arrows in main panel represent variable basal slip rate and blue arrows represent form drag. Grey mesh with nodes represents model grid cells at the basal boundary.