

Cumulants and Limit Theorems for q -step walks on random graphs of long-range percolation radius model

O. Khorunzhiy

Université de Versailles - Saint-Quentin
45, Avenue des Etats-Unis, 78035 Versailles, FRANCE
e-mail: oleksiy.khorunzhiy@uvsq.fr

July 18, 2024

Abstract

We study cumulants of q -step closed and non-closed walks over the Erdős-Rényi-type random graphs of long-range percolation radius model in the limit when the number of vertices N , concentration c , and the interaction radius R tend to infinity. These cumulants represent terms of cumulant expansion of the free energy of discrete analogs of matrix models widely known in mathematical and theoretical physics.

Using a diagram technique, we show that the leading term $\mathcal{F}_k^{(q)}$ of the normalized cumulant of k -th order can be associated with one or another family of tree-type diagrams, in dependence of the asymptotic behavior of parameters cR/N for non-closed walks and c^2R/N^2 for closed walks, respectively. Adapting the Prüfer codification procedure to such diagrams, we get explicit expressions for the number of tree-type diagrams of k elements and show that in certain cases, $\mathcal{F}_k^{(q)}$ can be bounded from above by the k -th moment of the sum of $k(q-1)+1$ independent Bernoulli random variables.

These results allow us to prove Limit Theorems for the numbers of q -step walks in random graphs and to show that in the additional limiting transition of infinite q , the term $\mathcal{F}_k^{(q)}$, considered for large values of k , admits an upper bound that asymptotically coincides with that of the k -th moment of the Compound Poisson distribution.

1 Introduction

Random matrix theory and random graphs theory are closely related by means of random adjacency matrices. Let us consider a family $\mathcal{A}_n = \{a_{ij}^{(n)}\}_{1 \leq i < j \leq n}$ of Bernoulli random variables determined on the same probability space such that

$$a_{ij}^{(n)} = \begin{cases} 1, & \text{with probability } p_n, \\ 0, & \text{with probability } 1 - p_n, \end{cases} \quad 1 \leq i < j \leq n. \quad (1.1)$$

A real symmetric random matrix A_n with matrix elements $a_{ij}^{(n)}$ over the main diagonal and zeros on the diagonal can be regarded as the adjacency matrix of simple non-oriented

loop-less graph with n vertices. In this context, the values $p_n(i, j)$ can be referred as to the edge probabilities.

In the case when \mathcal{A}_n is a family of jointly independent random variables such that the edge probabilities $p_n = p_n(i, j)$ do not depend on i and j , one gets an ensemble of random graphs $\{A_n\}$ that in the limit of infinite n is asymptotically close to the Erdős-Rényi ensemble of random graphs [5]. This ensemble $\{A_n\}$ is often called by itself the Erdős-Rényi ensemble of random graphs $\mathfrak{G}(n, p_n)$. Asymptotic properties of the Erdős-Rényi random graphs in the limit of large dimension $n \rightarrow \infty$ are thoroughly investigated in vaste number of papers. A large variety of properties and phenomena has been observed in dependence of the limiting behavior of the edge probability p_n as n tending to infinity. In particular, the number of triangles in Erdős-Rényi random graphs is shown to be distributed, in the limit of infinite n , by the Poisson probability distribution [5],

$$\mathfrak{X}_n^{(3)} = \#\{\text{triangles in ER random graph with } n \text{ vertices}\} \xrightarrow{\mathcal{L}} \mathcal{P}(c), \quad p_n = \frac{c}{n}, \quad n \rightarrow \infty. \quad (1.2)$$

This limiting transition when $n \rightarrow \infty$ and $p_n = c/n$ is referred as to the asymptotic regime of sparse random graphs. Convergence (1.2) and related questions have been further studied in a large number of papers (see, for example, [7, 10] and references therein).

The current interest to the number of triangles in random graphs is motivated, among others, by applications in social networks (see, for instance, [19] and references therein). From another hand, related to $\mathfrak{X}_n^{(3)}$ variable $X_n^{(3)} = \text{Tr}(A_n^3)$ can be thought as a number of closed walks of three steps performed over the edges of corresponding graph. One can consider also the number of non-closed walks in graphs. In particular, probability distributions of random graphs that take into account the number of two-step walks $Y_n^{(2)}$ and closed three-step walks $X_n^{(3)}$ have been considered in papers [3] and [11], respectively. Relation between $\mathfrak{X}_n^{(3)}$ and powers of the adjacency matrix A_n makes possible the use of powerful tools of random matrix theory in these studies.

In paper [14], asymptotic properties of the cumulant expansion of the logarithm

$$Z_n^{(X^{(q)})}(g) = \log \mathbb{E}_{ER} \exp\{-gX_n^{(q)}\}, \quad X_n^{(q)} = \text{Tr} A_n^q = \sum_i (A_n^q)_{ii}, \quad (1.3)$$

have been studied in the limit $n \rightarrow \infty$, where \mathbb{E} denotes the mathematical expectation with respect to a measure generated by the family $\{A_n\}$ of Erdős-Rényi random graphs. Random variable $X_n^{(q)}$ of (1.3) represents the total number of q -step closed walks in Erdős-Rényi random graphs and thus generalizes variables $X_n^{(3)}$. Also, asymptotic properties of cumulant expansion of variable

$$Z_n^{(Y^{(q)})}(g) = \log \mathbb{E}_{ER} \exp\{-gY_n^{(q)}\}, \quad Y_n^{(q)} = \sum_{i,j=1}^n (A_n^q)_{ij}, \quad (1.4)$$

has been studied, where random variable $Y_n^{(q)}$ represents the number of all q -step walks in a random graph.

The main motivation of [14] to study variables (1.3) and (1.4) is due to possibility to representation them as the logarithm of normalized sum over the set of all simple loop-less

non-oriented graphs Γ_n with cardinality $|\Gamma_n| = 2^{n(n-1)/2}$,

$$Z_n^{(Y^{(q)})}(\beta, g_n) = \log \left(\frac{1}{(1 + e^{-2\beta})^{n(n-1)/2}} \sum_{\gamma \in \Gamma_n} \exp \left\{ -\beta \sum_{i,j} A_{ij}(\gamma) - g_n \sum_{i,j} (A^q(\gamma))_{ij} \right\} \right) \quad (1.5)$$

that relates (1.4) with the matrix integrals of matrix models of quantum field theory. Indeed, regarding the normalized sum over Γ_n as a discrete analog of the Riemann integral, the right-hand side of (1.5) can be considered as a discrete analog of n -dimensional matrix integrals of the form

$$\frac{1}{C_n(\beta)} \int \cdots \int \exp \{ -\beta \text{Tr } H^2 - g_n \text{Tr } H^{2q} \} dH \quad (1.6)$$

widely known in mathematical and theoretical physics, see monograph [2] and references therein. In (1.5), the term $\mathcal{E}(\gamma) = \sum_{i,j} A_{ij}(\gamma) = \text{Tr } \Delta_\gamma$ gives the trace of the discrete version of the Laplace operator $\Delta_\gamma = \partial^* \partial$ of γ that is positively determined. It can be considered as an analogue of H^2 of (1.6).

The term $\text{Tr } \Delta_\gamma$ is equal to the double of the total number of edges of γ and can be interpreted as the "energy" of γ . Thus one can say that the Gibbs probability distribution of (1.5) corresponds to measure of the Erdős-Rényi ensemble of random graphs $\{\mathcal{A}_n\}$ (1.1) with the edge probability $p_n = e^{-2\beta}/(1 + e^{-2\beta})$, see [14] for more details.

In the present paper, we study variables of the form (1.4) and (1.5) computed for the random graphs whose vertices are associated with the integers of the real axis and the "energy" of the graph is determined by the sum

$$\mathcal{E}^{(w)}(\gamma) = \sum_{i,j} (1 + w_{ij}) A_{ij}(\gamma) = \sum_{i,j} W_{ij} A_{ij}(\gamma), \quad (1.7)$$

where w_{ij} is a positive function that monotone increases with respect to the distance $|i - j|$. In this case we get the probability measure on graphs Γ_n such that the edge probability $p_n(i, j)$ is given by

$$p_n(i, j) = \frac{e^{-2\beta(1+w_{ij})}}{1 + e^{-2\beta(1+w_{ij})}}, \quad (1.8)$$

With the choice of the weight function in the form

$$w_{ij} = \psi^2((i - j)/R), \quad (1.9)$$

the ensemble of random graphs with the edge probability distribution (1.9) can be associated with the random graphs of long-range percolation radius models known in theoretical and mathematical physics (see [4, 9] and references therein). Regarding the effective radius R and the inverse temperature β as independent parameters, we can simplify (1.8) and consider the random graphs with the edge probability

$$p_n(i, j) = \frac{e^{-2\beta} e^{-\psi^2((i-j)/R)}}{1 + e^{-2\beta} e^{-\psi^2((i-j)/R)}}. \quad (1.10)$$

A commonly accepted value $p_n = c/n$ of (1.2) corresponds to $\beta = O(\ln n - \ln c)$. Eliminating negligible terms of (1.10), we can choose the edge probability of the form

$$p_n(i, j) = \frac{c}{n} e^{-\psi^2((i-j)/R)}. \quad (1.11)$$

It is known that the logarithm of exponential mean value of a random variable $\mathcal{X}^{(q)}$ admits a cumulant expansion,

$$\log \mathbb{E} \exp\{-g\mathcal{X}^{(q)}\} = \sum_{k \geq 1} \frac{(-g)^k}{k!} \text{Cum}_k(\mathcal{X}^{(q)}), \quad (1.12)$$

under condition that the last series converges for some $g \neq 0$. We consider mathematical expectation of (1.12) taken over the measure generated by random variables (1.1), (1.11) and study the leading terms of the cumulants

$$\text{Cum}_k(\mathcal{X}^{(q)}) = \mathcal{F}_k^{(q)}(1 + o(1)), \quad (1.13)$$

in the limiting transition when n , c and R increase infinitely. To do this, we develop a version of the diagram technique widely used in theoretical and mathematical physics.

The paper is organized as follows. In Section 2, we describe matrix ensembles we consider and formulate main theorems of the form (1.13), where the role of random variable $\mathcal{X}^{(q)}$ is played by either $Y^{(q)}$ or $X^{(q)}$. The limiting expressions for cumulants depend on the asymptotic behavior of parameters cR/N and c^2R/N^2 , respectively. In Section 3, we develop a diagram technique to study the cumulants $\text{Cum}_k(\mathcal{X}^{(q)})$. In Section 4, we prove main theorems for the number of non-closed q -step walks $Y^{(q)}$. In Section 5, we prove main theorems for the number of closed 3-step walks $X^{(3)}$. In Section 6, we show that either the Central Limit Theorem or the Poisson Limit Theorem is true for these variables, in dependence of the asymptotic regime considered. These results allow us to determine the magnitude of fluctuations of variables normalized $X^{(3)}$ and $Y^{(q)}$ with respect to their average values. In Section 7, we describe the color version of the Prüfer codification of tree-type diagrams and present recurrent relations that determine $\mathcal{F}_k^{(q)}$ obtained in some of the asymptotic regimes considered. In Section 8, we deduce from explicit expressions of $\mathcal{F}_k^{(q)}$ the upper estimates and study the additional limiting transition $q \rightarrow \infty$ in the case of non-closed walks.

To complete this introductory section, let us say that replacement of the adjacency matrix $A_{ij}(\gamma)$ by $W_{ij}A_{ij}(\gamma)$ of (1.7) can be regarded as an analog of the transition from hermitian matrix models of (1.6) to matrix models with an external source W known in theoretical physics [6]. Finally, it should be noted that matrix ensembles with the graph probability proportional to $\exp\{-\beta \sum A_{ij} - gX^{(q)}\}$ have been considered in random graph theory and its applications in more general setting of exponential random graphs [12], see, for instance [1, 8, 11] and references therein. However, in these random graph ensembles, the edges are represented by dependent random variables and the questions studied are different from our main subject.

2 Model, main results and discussion

Let us consider a family of jointly independent random variables

$$a_{ij}^{(N,c,R)} = \begin{cases} 1, & \text{with probability } p_N^{(c)} e^{-\psi^2((i-j)/R)}, \\ 0, & \text{with probability } 1 - p_N^{(c)} e^{-\psi^2((i-j)/R)}, \end{cases} \quad -n \leq i < j \leq n, \quad (2.1)$$

where $p_N^{(c)} = c/N$ and $N = 2n + 1$. The family (2.1) generates an ensemble of N -dimensional real symmetric random matrices $(A_N)_{ij} = a_{ij}^{(N,c,R)}$, $(A_N)_{ij} = (A_N)_{ji}$ that can be considered as the adjacency matrices of random graphs $\gamma_N = (\mathcal{V}_N, \mathcal{E}_N)$, where \mathcal{V}_N is the set of N ordered vertices labeled by integers from $L_n = \{-n, \dots, n\}$ and \mathcal{E}_N is a subset of pairs $\{i, j\}$, $i, j \in \mathcal{V}_N$, $i \neq j$. We denote by $\mathbb{E}_{N,c,R}$ the mathematical expectation with respect to the measure generated by random variables (2.1). In what follows, we omit the subscripts $\mathbb{E}_{N,c,R}$, the superscript c in $p_N^{(c)}$ and do not distinguish the families \mathcal{V}_N and L_n .

Remembering (1.3) and (1.4), we introduce two classes of random variables. The first is given by variables

$$X_{N,c,R}^{(q)} = \text{Tr } A_N^q \quad \text{and} \quad Y_{N,c,R}^{(q)} = \sum_{i,j \in L_n} (A_N^q)_{ij}. \quad (2.2)$$

that count the numbers of closed and non-closed q -step walks in random graphs. In more general setting, we consider variables

$$X_{N,c,R}^{(q,w)} = \text{Tr } (A^{(w)})^q \quad \text{and} \quad Y_{N,c,R}^{(q,w)} = \sum_{i,j \in L_n} ((A^{(w)})^q)_{ij}, \quad (2.3)$$

where $A_N^{(w)}$ denotes the weighted version of the adjacency matrix determined by (1.7) and (1.9),

$$(A_N^{(w)})_{ij}(\gamma_N) = (1 + w_{ij}) (A_N)_{ij}. \quad (2.4)$$

In what follows, we omit the subscripts in variables $X_{N,c,R}$ and $Y_{N,c,R}$ when no confusion can arise. We will refer to variables of (2.2) as to the A -matrix X -models and A -matrix Y -models and to variables of (2.3) as to the $A^{(w)}$ -matrix X -models and $A^{(w)}$ -matrix Y -models, respectively. One can unify definitions (2.2) and (2.3) by introducing an auxiliary matrix $\tilde{A}^{(\alpha)}$ with elements

$$\left(\tilde{A}^{(\alpha)} \right)_{ij} = (1 + \alpha w_{ij}) a_{ij}^{(N,c,R)}, \quad (2.5)$$

with $\alpha = 0$ or $\alpha = 1$, but in some cases it will more convenient for us to formulate statements related to (2.2) and to (2.3) separately.

Our main results are obtained in the limiting transition

$$N, c, R \rightarrow \infty, \quad R = o(N), \quad c = o(N) \quad (2.6)$$

that we denote by $(N, c, R)_0 \rightarrow \infty$. Everywhere below we omit the subscripts N, c and R in variables X and Y of (2.2) and (2.3). We start with the results of the simplest case given by A -matrix Y -models.

Theorem 2.1 (*A-matrix Y-models*). Assume that $\psi(x), x \geq 0$ of (1.9) is an even continuous monotonely increasing strictly positive function such that

$$V_0 = \int_{-\infty}^{\infty} e^{-\psi^2(t)} dt < \infty. \quad (2.7)$$

Given k , the limits of cumulants exist in the following three asymptotic regimes:

i) if $cR/N \gg 1$, then

$$\lim_{(N,c,R)_0 \rightarrow \infty} \frac{1}{cR} \text{Cum}_k \left(\frac{N^{q-1}}{(cR)^{q-1}} Y^{(q)} \right) = \Phi_k^{(q,1)}; \quad (2.8)$$

ii) if $cR/N = s > 0$, then

$$\lim_{(N,R,c)_0 \rightarrow \infty} \frac{1}{cR} \text{Cum}_k(Y^{(q)}) = \Phi_k^{(q,2)}(s); \quad (2.9)$$

iii) if $cR/N \ll 1$, then

$$\lim_{(N,c,R)_0 \rightarrow \infty} \frac{1}{cR} \text{Cum}_k(Y^{(q)}) = \Phi_k^{(q,3)} = 2^{k-1} V_0, \quad (2.10)$$

where

$$\Phi_k^{(q,1)} = t_k^{(q)} V_0^{k(q-1)+1}, \quad t_k^{(q)} = 2^{k-1} q^k (k(q-1) + 1)^{k-2} \quad (2.11)$$

with $t_k^{(q)}$ being the number of all possible tree-type diagrams constructed with the help of k linear graphs with q edges and where

$$\Phi_k^{(q,2)}(s) = \sum_{l=1}^{k(q-1)+1} s^l \phi_k^{(q,l)} \quad (2.12)$$

and

$$\phi_k^{(q,l)} = \sum_{\substack{1 \leq r_1, r_2, \dots, r_k \leq q \\ r_1 + \dots + r_k = l}} 2^{k-1} V_0^{r_1 + \dots + r_k - k + 1} (r_1 + \dots + r_k - k + 1)^{k-2} \prod_{i=1}^k r_i t^{(q)}(r_i), \quad (2.13)$$

with $t^{(q)}(r_i)$ being the number of all tree-type diagrams obtained with the help of one q -edge linear graph.

We specify the notion of tree-type diagrams as well as the meaning of the numbers $t_k^{(q)}$ and $t^{(q)}(r)$ in subsequent sections. In the case of $A^{(w)}$ -matrix Y -models, we have the following results that generalize those of Theorem 2.1.

Theorem 2.2 (*A^(w)-matrix Y-models*). Let $\psi(x), x \geq 0$ is a function that verify conditions of Theorem 2.1 and such that

$$V_l = \int_{-\infty}^{\infty} (1 + \psi(s)^2)^l e^{-\psi^2(s)} ds < \infty. \quad (2.14)$$

Then following statements are true,

i) if $cR/N \gg 1$, then

$$\lim_{(N,c,R)_0 \rightarrow \infty} \frac{1}{cR} \text{Cum}_k \left(\frac{N^{q-1}}{(cR)^{q-1}} Y^{(q,w)} \right) = \Xi_k^{(q,1)}; \quad (2.15)$$

ii) if $cR/N = s$, then

$$\lim_{(N,R,c)_0 \rightarrow \infty} \frac{1}{cR} \text{Cum}_k(Y^{(q,w)}) = \Xi_k^{(q,2)}(s); \quad (2.16)$$

iii) if $cR/N \ll 1$, then

$$\lim_{(N,c,R)_0 \rightarrow \infty} \frac{1}{cR} \text{Cum}_k(Y^{(q,w)}) = \Xi_k^{(q,3)} = 2^{k-1} V_{kq}. \quad (2.17)$$

In (2.15),

$$\Xi_k^{(q,1)} = \frac{2^{k-1} q^k (k-1)!}{k(q-1)+1} \sum_{m=0}^{k-1} m! \binom{k(q-1)+1}{m} \sum_{\substack{\sigma_k=(s_1, \dots, s_{k-1}) \\ |\sigma_k|=m, \|\sigma_k\|=k-1}} V_1^{s_0} \prod_{i=1}^{k-1} \frac{1}{s_i!} \left(\frac{V_{i+1}}{i!} \right)^{s_i}, \quad (2.18)$$

where

$$|\sigma_k| = s_1 + \dots + s_{k-1}, \quad s_i \geq 0, \quad \|\sigma_k\| = \sum_{i=1}^{k-1} i s_i, \quad s_0 = k(q-1) + 1 - m. \quad (2.18)9$$

The right-hand side of (2.16) admits an explicit expression. It can be given in terms of $t^{(q)}(r)$ and V_l as it is done in (2.12), (2.13) and (2.18). However this expression is rather cumbersome and we do not present it. Instead, we give the following example in the important case of $k=2$ and $q=2$,

$$\Xi_2^{(2,2)}(s) = 8V_1^2 V_2 s^3 + 8V_1 V_3 s^2 + 4V_4 s \quad (2.20)$$

(see Section 4 for more details).

Remark 1. Results of Theorems 2.1 and 2.2 presented in the second and the third asymptotic regimes are also valid in the case of constant concentration $c = \text{Const}$ and thus the limiting transition (2.6) replaced by $N, R \rightarrow \infty, R = o(N)$.

Remark 2. All statements of Theorem 2.1 and Theorem 2.2 remain true in the case if we put $\psi(x) = 0$, $V_0 = 1$ (2.7) and $V_j = 1$ for all $j \geq 1$ (2.14) and replace everywhere R by N . In this particular case, the asymptotic regimes of Theorem 2.1 correspond to the full, dilute and sparse random graphs considered in [14].

Let us pass to the case of closed walks described by variables $X^{(q)}$. Here we are mainly motivated by results for $\mathfrak{X}^{(3)}$ that gives the number of triangles in the Erdős-Rényi random graphs (1.2). Therefore we consider $X^{(q)}$ -model in the case of $q=3$ only. We formulate

results for $A^{(w)}$ -matrix and A -matrix $X^{(3)}$ -models at the same time by using matrix $\hat{A}^{(\alpha)}$ (2.5) and related variables. We denote $\hat{X}^{(3)} = \text{Tr} \hat{A}^{(\alpha)}$.

Theorem 2.3 ($X^{(3)}$ -model). *Under conditions of Theorems 2.1 and 2.2, the following limits exist in three asymptotic regimes,*

i) if $c^2 R/N^2 \gg 1$, then

$$\lim_{(N,c,R)_0 \rightarrow \infty} \frac{1}{cR} \text{Cum}_k \left(\frac{N^2}{c^2 R} \hat{X}^{(3)} \right) = \Theta_k^{(\alpha,1)}; \quad (2.21)$$

ii) if $c^2 R/N^2 = s^2$, then

$$\lim_{(N,c,R)_0 \rightarrow \infty} \frac{1}{cR} \text{Cum}_k (\hat{X}^{(3)}) = \Theta_k^{(\alpha,2)}(s); \quad (2.22)$$

iii) $c^2 R/N^2 \ll 1$, then

$$\lim_{(N,c,R)_0 \rightarrow \infty} \frac{N^2}{c^3 R^2} \text{Cum}_k (\hat{X}^{(3)}) = \Theta_k^{(\alpha,3)} = \frac{6^{k-1}}{2\pi} \int_{-\infty}^{\infty} (\tilde{h}_k^{(\alpha)})^3(p) dp, \quad (2.23)$$

where

$$\tilde{h}_m^{(\alpha)}(p) = \int_{-\infty}^{\infty} h_m^{(\alpha)}(x) e^{-ipx} dx, \quad h_m^{(\alpha)}(x) = (1 + \alpha \psi^2(x))^m e^{-\psi^2(x)}, \quad (2.24)$$

and $\alpha = 0$ for A -matrix $X^{(3)}$ -model and $\alpha = 1$ for $A^{(w)}$ -matrix $X^{(3)}$ -model.

Expressions for $\Theta_k^{(\alpha,1)}$ and $\Theta_k^{(\alpha,2)}(s)$ are rather complicated and involve products of functions $\tilde{h}_m^{(\alpha)}(p)$ and their convolutions. It is not clear whether one is able to get them in explicit form for general k . However, we can present the limiting expressions in important cases of the second cumulants and these are

$$\Theta_2^{(\alpha,1)} = \frac{9}{\pi} \int_{-\infty}^{\infty} \left((\tilde{h}_1^{(\alpha)})^2 * \tilde{h}_2^{(\alpha)} \right) (p) (\tilde{h}_1^{(\alpha)})^2(p) dp, \quad (2.25)$$

and

$$\Theta_2^{(\alpha,2)}(s) = s^5 \Theta_2^{(\alpha,1)} + \frac{3s^3}{\pi} \int_{-\infty}^{\infty} (\tilde{h}_2^{(\alpha)})^3(p) dp \quad (2.26)$$

(see Section 5 for more details).

Finally, let us point out that, as it was before, all statements of Theorem 2.3 remain true if we replace $\psi^2(x)$ by 0, R by N and V_m by 1. In this case the right-hand side of (2.21) is expressed by the number of tree-type diagrams (2.11),

$$\Theta_k^{(1)} = t_k^{(3)} = 2^{k-1} 3^k (2k+1)^{k-2}, \quad k \geq 1 \quad (2.27)$$

and the right-hand side of (2.22) will take the following form

$$\Theta_k^{(2)}(s) = \frac{6^{k-1} k!}{2} \sum_{m=1}^k s^{2m+1} (2m+1)^{m-2} \sum_{\substack{\sigma_{k+1}=(s_1, \dots, s_k) \\ |\sigma_{k+1}|=m, \|\sigma_{k+1}\|=k}} \prod_{i=1}^k \frac{1}{(i!)^{s_i} s_i!}, \quad (2.28)$$

where the sum runs over variables σ_{k+1} (2.19).

Let us briefly discuss the results of Theorems 2.1, 2.2 and Theorem 2.3. We see that the limiting expressions of the cumulants of $Y^{(q)}$, as well as their normalization values, depend on the asymptotic behavior of the parameter $\omega_Y = cR/N$ that represents the average vertex degree in the random graph associated with the adjacency matrix A_N . It can be regarded as the effective dimension of the $Y^{(q)}$ -models. When regarding the $X^{(3)}$ -model, the limiting expressions of the cumulants, as well as their normalization values, depend on the parameter $\omega_X = c\sqrt{R}/N$. Transition from the asymptotic regime of "sparse" graphs to the one of "full" graphs requires more large values of R in $X^{(3)}$ -model than in $Y^{(q)}$ -models.

3 Diagrams and their contributions

To study cumulants of random variables $Y^{(q)}$ (2.2) and $X^{(q)}$ (2.3), we use a kind of diagram technique well known in random matrix theory and its applications. All arguments of this section are presented in the case of random variables

$$Y^{(q)} = \sum_{i_1, i_2, i_3, \dots, i_q, i_{q+1}} a_{i_1 i_2} a_{i_2 i_3} \cdots a_{i_q i_{q+1}} = \sum_{i_1, i_2, i_3, \dots, i_q, i_{q+1}} Y^{(q)}((i)_{q+1}), \quad (3.1)$$

where $(i)_{q+1} = (i_1, \dots, i_{q+1})$. After minor modifications, these arguments can be applied to random variables $X^{(q)}$,

$$X^{(q)} = \sum_{i_1, i_2, i_3, \dots, i_q} a_{i_1 i_2} a_{i_2 i_3} \cdots a_{i_q i_1}.$$

We study $Y^{(q)}$ (3.1) for general q and restrict ourself with the case of $q = 3$ in the study of $X^{(q)}$ -models. One reason for this restriction is that the number of triangles in random graphs attracts the most of interest in frameworks of graph theory. From other hand, $X^{(q)}$ -models with general q have more complicated structure than that of $Y^{(q)}$ -models and deserve a separate publication. Everywhere in this section, we consider Y -models for the general case of matrices $\hat{A}^{(\alpha)}$ (2.5).

3.1 Cumulants and semi-invariants

Regarding (1.12), we use the semi-invariant representation of cumulants

$$\text{Cum}_k(Y^{(q)}) = \sum_{((i)_{q+1}^{(1)}, \dots, (i)_{q+1}^{(k)})} \text{cum} \left\{ \langle Y^{(q)} \rangle_1, \dots, \langle Y^{(q)} \rangle_k \right\}, \quad (3.2)$$

where we have denoted $\langle Y^{(q)} \rangle_j = Y^{(q)}((i)_{q+1}^{(j)})$, $(i)_{q+1}^{(j)} = (i_1^{(j)}, \dots, i_{q+1}^{(j)})$, $j = 1, \dots, k$ and where by definition,

$$\text{cum} \left\{ \langle Y^{(q)} \rangle_1, \dots, \langle Y^{(q)} \rangle_k \right\} = \frac{d^k}{dz_1 \cdots dz_k} \log \mathbb{E} \left(\exp \left\{ z_1 \langle Y^{(q)} \rangle_1 + \cdots + z_k \langle Y^{(q)} \rangle_k \right\} \right) \Big|_{z_i=0}. \quad (3.3)$$

In (3.2), it is useful to consider $\langle i \rangle_{q+1}^{(j)}$ as a realization of variables $i_l^{(j)}, 1 \leq l \leq q+1$, then the definition of $\langle i \rangle_{q+1}^{(j)}$ should be rather of the form

$$\langle i \rangle_{q+1}^{(j)} = \langle i_1^{(j)}, \dots, i_{q+1}^{(j)} \rangle_N, \quad -n \leq i_l^{(j)} \leq n, \quad l = 1, 2, \dots, q+1. \quad (3.4)$$

Then one can consider the sum of (3.3) as taken over all possible such realizations.

It is known that the right-hand side of (3.2) can be computed with the help of the following formula [18],

$$\begin{aligned} \text{cum} \left\{ \langle Y^{(q)} \rangle_1, \dots, \langle Y^{(q)} \rangle_k \right\} &= \mathbb{E} \left(\langle Y^{(q)} \rangle_1 \dots \langle Y^{(q)} \rangle_k \right) \\ &+ \sum_{s=2}^k \sum_{\pi_s \in \Pi_k} (-1)^{s-1} (s-1)! \mathbb{E} \left(\langle Y^{(q)}(\rho_1) \rangle \right) \dots \mathbb{E} \left(\langle Y^{(q)}(\rho_s) \rangle \right), \end{aligned} \quad (3.5)$$

where $\pi_s = (\rho_1, \dots, \rho_s)$ is a partition of the set $\{1, 2, \dots, k\}$ into s subsets, Π_k is a family of all possible partitions and

$$\langle Y_{\rho_l}^{(q)} \rangle = \prod_{j \in \rho_l} \langle Y^{(q)} \rangle_j. \quad (3.6)$$

To compute the mean values of the right-hand side of (3.4), we use a version of the diagram method widely known in random matrix theory and its applications. One can trace out the elements of this method back to the original works by E. Wigner [22]. Let us first briefly describe the main ingredients of this method. The starting point is to use a natural graphical representation of a random variable a_{ij} by two vertices joined by an edge, the vertices being attributed by values of i and j , respectively. Given a realization $\langle i \rangle_{q+1} = \langle i_1, \dots, i_{q+1} \rangle_N$ (3.4), the product of random variables $\langle Y^{(q)} \rangle = a_{i_1 i_2} a_{i_2 i_3} \dots a_{i_q i_{q+1}}$ can be represented by an ensemble of vertices and edges. that we denote by $\gamma((i)_{q+1})$. If the sequence $\langle i \rangle_{q+1} = \langle i_1, i_2, \dots, i_{q+1} \rangle_N$ have two or more elements with equal value, then we draw one vertex attributed by this value. This means that $\gamma((i)_{q+1})$ is given by a diagram of the form of a (multi)-graph with q edges when counted with its multiplicities. The key observation is that different multi-edges of γ represent independent random variables and then

$$\mathbb{E} \langle Y^{(q)} \rangle = \prod_{e(j,l)} \mathbb{E} (a_{i_j i_l})^{m(j,l)}, \quad (3.7)$$

where $m(j,l)$ denotes the multiplicity of the edge $e(j,l)$ of γ . By these rules, the product $\langle Y^{(q)} \rangle_1 \langle Y^{(q)} \rangle_2 \dots \langle Y^{(q)} \rangle_k$ can also be represented by a multi-graph and its average value can be computed with the help of (3.7). The next standard step is to separate the sum over all possible realizations $\langle (i)^{(1)}, (i)^{(2)}, \dots, (i)^{(k)} \rangle_N$ into the sum over classes of equivalence \mathcal{C}_l and finally, to compute the contribution of a class by multiplying this average value by the cardinality of the class.

3.2 Diagrams of λ -elements and μ -elements

In this subsections, we follow mostly the lines of [14]. Regarding the case of Y -models, we start by drawing k linear graphs $\lambda_j, j = 1, \dots, k$, each λ_j having q edges and $q+1$ vertices. We refer to λ_j as to the λ -elements. In the case of X -models, we are related with μ -elements given by a cycle graphs with q edges and q vertices.

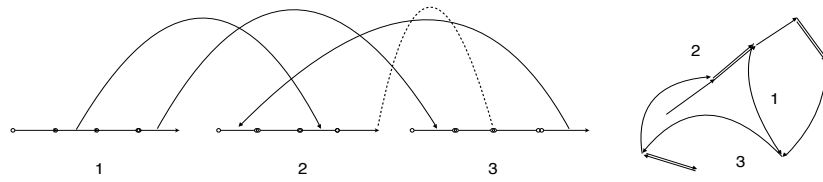


Figure 1: Diagram $\mathcal{D}_3^{(\lambda_4)}$ and $D_3^{(4)} = D(\mathcal{D}_3^{(\lambda_4)})$ with three e-arcs and one v-arc

We denote vertices of λ_j by $v_1^{(j)}, v_2^{(j)}, \dots, v_{q+1}^{(j)}$ and denote the edges of λ_j by $(v_l^{(j)}, v_{l+1}^{(j)})$. In what follows, we omit the superscripts j when no confusion can arise. Regarding a realization

$$\mathcal{L}_k^{(q)}(N) = \left(\langle i \rangle_{q+1}^{(1)}, \langle i \rangle_{q+1}^{(2)}, \dots, \langle i \rangle_{q+1}^{(k)} \right)_N,$$

we attribute to each vertex $v_l^{(j)}$ the number $\langle i_l^{(j)} \rangle$.

If an edge (α, β) of one λ -element is such that there exists an edge (α', β') of the same on another λ -element that either $\langle i_\alpha \rangle = \langle i'_\alpha \rangle$ and $\langle i_\beta \rangle = \langle i'_\beta \rangle$ or $\langle i_\alpha \rangle = \langle i'_\beta \rangle$ and $\langle i_\beta \rangle = \langle i'_\alpha \rangle$, then we join the edge (α, β) with (α', β') by an arc and say that this is an e-arc. We say that this arc is positively oriented in the first case and is negatively oriented in the second case. We draw e-arcs for all such couples of edges. If the collection of λ_j contains more than one couple as above, we reduce the number of e-arcs in the way that the edges of consecutive λ_j are joined by an e-arc, all other arcs erased.

The next step is to draw v-arcs that join those vertices of λ -elements that are attributed by the same value $\langle i \rangle$; we do not draw v-arcs between vertices of edges already joined by e-arcs. Finally, we minimize the number of v-arcs in the same way as it is done for e-arcs.

We say that the ensemble of λ -elements together with e-arcs and v-arcs drawn represents a diagram we denote by $\mathcal{D}_k^{(\lambda_q)} = \mathcal{D}(\mathcal{L}_k^{(q)}(N))$, we replace the superscript λ_q by q .

Given $\mathcal{D}_k^{(q)}$, we can identify the vertices joined by v-arcs; also we identify the vertices of edges that are joined by e-arcs respecting the direction of e-arcs (and thus the orientation of the edges of each element λ_q). We denote this new kind of diagrams by $D_k^{(q)} = D(\mathcal{D}_k^{(q)})$. On Figure 1 we present an example of diagram $\mathcal{D}_k^{(q)}$ with $k = 3$ and $q = 4$ as well as the corresponding diagrams $D_3^{(4)}$.

Replacing each multi-edge of $D_k^{(q)}$ by a simple edge, we get a graph that we denote by $G_k^{(q)} = G(D_k^{(q)})$. We denote by $\mathcal{V}(D_k^{(q)})$ and $\mathcal{E}(D_k^{(q)})$ the sets of vertices and edges of $D_k^{(q)}$, respectively and by

$$V = |\mathcal{V}(D_k^{(q)})| \quad \text{and} \quad E = |\mathcal{E}(G(D_k^{(q)}))|$$

the cardinalities of these sets.

Given another realization $\dot{\mathcal{L}}_k^{(q)}(N)$, we construct its diagram $\dot{D}_k^{(q)} = D(\dot{\mathcal{L}}_k^{(q)}(N))$. We say that two realizations $\mathcal{L}_k^{(q)}(N)$ and $\dot{\mathcal{L}}_k^{(q)}(N)$ belong to the same class of equivalence, if their diagrams coincide, $D(\mathcal{L}_k^{(q)}(N)) = D(\dot{\mathcal{L}}_k^{(q)}(N))$. Given a diagram $D_k^{(q)}$, we denote corresponding class of equivalence by $\mathcal{C}(D_k^{(q)})$. By this, the ensemble of all realizations $\{\mathcal{L}_k^{(q)}(N)\}$ of the sum of (3.2) can be separated into classes of equivalence that helps to compute the terms of (3.5).

In particular, the first term of the right-hand side of (3.5) can be rewritten as follows,

$$\sum_{\mathcal{L}_k^{(q)}(N)} \mathbb{E} \left(\langle Y^{(q)} \rangle_1 \dots \langle Y^{(q)} \rangle_k \right) = \sum_{D_k^{(q)} \in \mathfrak{D}_k^{(q)}} W_{N,R}(D_k^{(q)}), \quad (3.8)$$

where the weight of the diagram $D_k^{(q)}$ is given by obvious equality

$$W_{N,R}(D_k^{(q)}) = \sum_{\mathcal{L}_k^{(q)}(N) \in \mathcal{C}(D_k^{(q)})} \mathbb{E} \left(\langle Y^{(q)} \rangle_1 \dots \langle Y^{(q)} \rangle_k \right) \quad (3.9)$$

and $\mathfrak{D}_k^{(q)}$ is the family of all possible diagrams.

Relation (3.8) says that we can rearrange the summation over realizations \mathcal{L} in the following way: we consider k elements $\lambda_q^{(i)}$, $1 \leq i \leq k$ and join their vertices in one or another way; this gives a diagram $D_k^{(q)}$. It is clear that the vertices of $D_k^{(q)}$, as well as its edges, can be ordered in a natural way. Then we attribute to the vertices v_1, \dots, v_V of $D_k^{(q)}$ variables s_1, \dots, s_V and perform the summation over all possible V -plets (s_1, \dots, s_V) , $s_i \in [-n, n]$ such that for any couples (i, j) we have $s_i \neq s_j$. According to the definition of the average value and variables a_{s_i, s_j} , we get from (3.7) and (3.9) the following equality for the weight of $D_k^{(q)}$,

$$W_{N,R}^{(\alpha)}(D_k^{(q)}) = \sum_{\{(s_1, \dots, s_V)\}_N} \prod_{\substack{1 < i < j < V: \\ (v_i, v_j) \in \mathcal{E}(D_k^{(q)})}} \frac{c}{N} h_{m(i,j)}^{(\alpha)} \left(\frac{s_i - s_j}{R} \right), \quad (3.10)$$

where

$$h_{m(i,j)}^{(\alpha)}(t) = (1 + \alpha \psi^2(t))^{m(i,j)} e^{-\psi^2(t)},$$

and $m(i, j)$ is the multiplicity of the edge (v_i, v_j) of $D_k^{(q)}$. As in (2.24), we have $\alpha = 1$ in the case of $A^{(w)}$ -matrix models and $\alpha = 0$ in the case of A -models. In what follows, we omit the superscripts α when no confusion can arise.

3.3 Connected diagrams, weights and contributions

To study terms of the right-hand side of (3.5) with non-trivial partitions $\pi_s, s \geq 2$, we transform $D_k^{(q)}$ into a diagram $D_k^{(q)}(\pi_s)$; if an e-arc of $D_k^{(q)}$ joins λ -elements that belong to different subsets ρ and ρ' of π_s , then we depict this arc by a dotted one; if an e-arc joins the λ -elements that belong to the same subset ρ of π_s , then we draw it by an unbroken arc as in the case of trivial partition. Then, we can rewrite relation (3.5) in the following form,

$$\text{Cum}_k(Y^{(q)}) = \sum_{D_k^{(q)} \in \mathcal{D}_k^{(q)}} \left(W_{N,R}(D_k^{(q)}) + \sum_{s=2}^k (-1)^{s-1} (s-1)! \sum_{\pi_s \in \Pi_k} W_{N,R}(D_k^{(q)}(\pi_s)) \right), \quad (3.11)$$

where, according to (3.6)

$$W_{N,R}(D_k^{(q)}(\pi_s)) = \sum_{\mathcal{L}_k^{(q)}(N) \in \mathcal{C}(D_k^{(q)})} \prod_{l=1}^s \mathbb{E} \langle Y^{(q)}(\rho_l) \rangle_N, \quad Y^{(q)}(\rho_l) = \prod_{i_j \in \tau_l} \langle Y_{i_j}^{(q)} \rangle. \quad (3.12)$$

We say a diagram is e-connected, or simply connected, if there is no subset \mathcal{T} of $(1, 2, \dots, k)$ such the there is no e-arc that joins an element of \mathcal{T} with an element from $(1, 2, \dots, k) \setminus \mathcal{T}$. We denote connected diagrams by $\hat{D}_k^{(q)}$ and non-connected diagrams by $\check{D}_k^{(q)}$. If $D_k^{(q)}$ is such that there is no v-arcs in $D_k^{(q)}$, then we say that $D_k^{(q)}$ is the maximal diagram.

Lemma 3.1. For any non-connected diagram $\ddot{D}_k^{(q)}$ the following relation is true,

$$W_{N,R}(\ddot{D}_k^{(q)}) + \sum_{s=2}^k (-1)^{s-1} (s-1)! \sum_{\pi_s \in \Pi_k} W_{N,R}(\ddot{D}_k^{(q)}(\pi_s)) = 0. \quad (3.13)$$

Proof. If $\ddot{D}_k^{(q)}$ is non-connected, then there exist at least two subsets $\mathcal{T}', \mathcal{T}''$ such that

$$\mathcal{T}' \cup \mathcal{T}'' = \{1, \dots, k\} \quad \text{and} \quad \mathcal{T}' \cap \mathcal{T}'' = \emptyset$$

and such that any element $\lambda_i, i \in \mathcal{T}'$ is not connected to an element $\lambda_j, j \in \mathcal{T}''$. Therefore for each realization $\mathcal{L}_k^{(q)}(n)$ with the diagram $D(\mathcal{L}_k^{(q)}(n)) = \ddot{D}_k^{(q)}$ random variables $\langle Y^{(q)} \rangle_{\mathcal{T}'}$ and $\langle Y^{(q)} \rangle_{\mathcal{T}''}$ are jointly independent. Regarding the right-hand side of (3.3), we can write that

$$\mathbb{E} \left(\exp(z_1 \langle Y^{(q)} \rangle_1 + \dots + z_k \langle Y^{(q)} \rangle_k) \right) = \mathbb{E} \left(\prod_{i \in \mathcal{T}'} \exp(z_i \langle Y^{(q)} \rangle_i) \right) \mathbb{E} \left(\prod_{i \in \mathcal{T}''} \exp(z_i \langle Y^{(q)} \rangle_i) \right)$$

and therefore $\text{cum}(\langle Y^{(q)} \rangle_1, \dots, \langle Y^{(q)} \rangle_k) = 0$. Then

$$\sum_{\mathcal{L}_k^{(q)}(N) \in \mathcal{C}(\ddot{D}_k^{(q)})} \text{cum}(\langle Y^{(q)} \rangle_1, \dots, \langle Y^{(q)} \rangle_k) = 0$$

and (3.13) follows. \square

Lemma 3.1 says that we can restrict our consideration of the sum in the right-hand side of (3.5) to the ensemble $\hat{D}_k^{(q)}$ of connected diagrams $\hat{D}_k^{(q)}$. Let us first consider the case of trivial partition, thus $W_{N,R}(\hat{D}_k^{(q)})$.

Lemma 3.2. The order of the weight of the diagram $\hat{D}_k^{(q)}$ is given by the following asymptotic equality,

$$W_{N,R}(\hat{D}_k^{(q)}) = O(p_N^E N R^{V-1}), \quad (N, c, R)_0 \rightarrow \infty, \quad (3.14)$$

where $p_N = c/N$, $E = |\mathcal{E}(G(\hat{D}_k^{(q)}))|$ and $V = |\mathcal{V}(\hat{D}_k^{(q)})|$.

Proof. We prove (3.14) by recurrence. Let us consider the maximal vertex v_V of $\hat{D}_k^{(q)}$ and assume that there are l edges (v_{j_i}, v_V) , attached to v_V . We denote by $m(j_i, V)$ the multiplicity of the edge (v_{j_i}, v_V) and attribute variables s_V and s_1, \dots, s_l to the vertices v_V and v_{j_1}, \dots, v_{j_l} , respectively. According to (3.10), the weight $W(D_k^{(q)})$ contains the following factor

$$P(s_1, \dots, s_l) = \prod_{i=1}^l \sum_{s_V=-N}^N \prod_{i=1}^l \frac{c}{N} h_{m(j_i, V)} \left(\frac{s_i - s_V}{R} \right). \quad (3.15)$$

Taking into account the upper bounds

$$M_{j_i} = \sup_{x \in \mathbb{R}} (1 + \psi^2(x))^{m(j_i, V)} e^{-\psi^2(x)},$$

we can write that

$$\sup_{s_2, \dots, s_l} R^{-1} P(s_1, s_2, \dots, s_l) \leq \left(\frac{c}{N}\right)^l H_{m(j_1, V)}^{(R)} \prod_{i=2}^l M_{j_i}, \quad (3.16)$$

where

$$H_{m(j_1, V)}^{(R)} = \frac{1}{R} \sum_{s \in \mathbb{Z}} h_{m(j_1, V)} \left(\frac{s}{R}\right).$$

Using the second part of the following elementary estimates

$$\int_{-\infty}^{\infty} h_m(t) dt - \frac{h_m(0)}{R} \leq H_m^{(R)} \leq \frac{h_m(0)}{R} + \int_{-\infty}^{\infty} h_m(t) dt, \quad (3.17)$$

we conclude that erasing from $\hat{D}_k^{(q)}$ the vertex v_V together with all multi-edges attached to it produces a new diagram $\hat{D}_{k-\chi-m(j_1, V)}^{(q)}$, with $\chi = m(j_2) + \dots + m(j_l)$ whose weight is multiplied by $p_N^l R = (c/N)^l R$ and a constant bounded above by $M_\chi \bar{H}_{m(j_1, V)}$, where $\bar{H}_{m(j_1, V)} = \sup_R H_{m(j_1, V)}^{(R)}$. Here we have used an elementary bound, $M_{j_2} \dots M_{j_l} \leq M_\chi$. Regarding $\hat{D}_{k-\chi-m(j_1, V)}^{(q)}$, we repeat the procedure described above. On the last step of this recurrence, we get the vertex v_2 attached to v_1 by a multi-edge $e(1, 2)$. It is clear that this diagram with two vertices has a weight bounded by $NR(c/N)$ multiplied by $\bar{H}_{m(1, 2)}$. Then we conclude that the total weight of the diagram $\hat{D}_k^{(q)}$ is of the order $(c/N)^E NR^{V-1}$, where E is the sum of all values of l considered on each step of recurrence. This observation completes the proof of Lemma 3.2. \square

Lemma 3.3. *For any diagram $D_k^{(q)}(\pi_s)$ with non-trivial partition π_s , $s \geq 2$,*

$$W_{N, R}(\hat{D}_k^{(q)}(\pi_s)) = o(W_{N, R}(\hat{D}_k^{(q)})), \quad (N, c, R)_0 \rightarrow \infty. \quad (3.18)$$

Proof. As it is easy to see, any non-trivial partition produces dotted e-arcs in the initial diagram $\hat{D}_k^{(q)}$ and each of the dotted e-arcs adds the factor c/N to the total weight of the diagram. Indeed, let us consider an edge $e_{ij} = (v_i, v_j)$ of $D_k^{(q)}$ and assume that there are f e-arcs of $D_k^{(q)}$ that became dotted under the action of π_r . We denote this number by $f = f(\pi_r, e_{ij})$. Then the weight of the edge $W(e_{ij})$ is given by (cf. (3.10))

$$W(e_{ij}) = \prod_{l=1}^{f(\pi_s, e_{ij})+1} \frac{c}{N} h_{\kappa_l(\pi_s, e_{ij})} \left(\frac{x_i - x_j}{R}\right) \leq \left(\frac{c}{N}\right)^{f(\pi_s, e_{ij})+1} h_{m(v_i, v_j)} \left(\frac{x_i - x_j}{R}\right),$$

where multiplicities $\kappa_l(\pi_s, e_{ij})$ are such that

$$\sum_{l=1}^{f(\pi_s, e_{ij})+1} \kappa_l(\pi_s, e_{ij}) = m(v_i, v_j).$$

Then (3.18) follows. \square

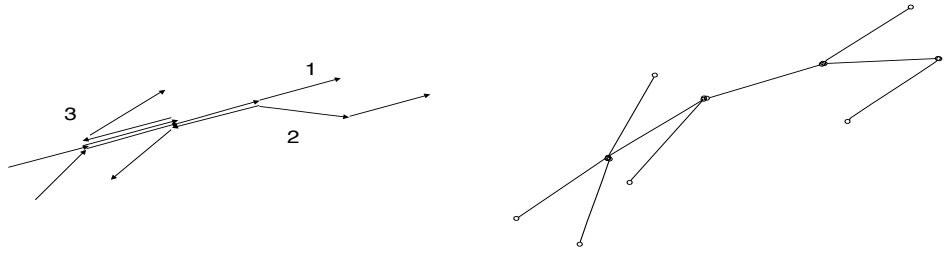


Figure 2: Tree-type diagram $\tau_3^{(4)}$ and its graph $G(\tau_3^{(4)})$

4 Cumulants for Y -models

Let us consider the first element of the sum (3.5) that corresponds to trivial partition $\pi_1 = \{1, 2, \dots, k\}$. In this case there is no dotted e-arcs in $D_k^{(\lambda_q)}(\pi_1)$. In the present section, we replace the superscript λ_q by q .

We say that $D_k^{(q)}$ is of tree-type if its graph $G_k^{(q)} = G(D_k^{(q)})$ is a tree, such that $V(G_k^{(q)}) = E(G_k^{(q)}) + 1$. We denote tree-type diagrams by $\tau_k^{(q)}$ and the set of all tree-type diagrams by $\mathcal{T}_k^{(q)}$. If $\tau_k^{(q)}$ is such that $E(G(\tau_k^{(q)})) = k(q-1) + 1$, then we say that this tree-type diagram is the maximal one. We denote maximal tree-type diagrams by $T_k^{(q)}$ and denote the set of all maximal tree-type diagrams by $\mathfrak{T}_k^{(q)}$. The number of such diagrams $|\mathfrak{T}_k^{(q)}| = t_k^{(q)}$ is studied in Section 7. On Figure 2, we give an example of $\tau_k^{(q)}$ and its graph.

4.1 Tree-type diagrams for Y -models

We study the sum

$$S_k^{(q)}(N, c, R) = \sum_{\hat{D}_k^{(q)} \in \mathcal{D}_k^{(q)}} W_{(N,R)}^{(\alpha)}(\hat{D}_k^{(q)}) \quad (4.1)$$

and show that the leading contribution to it is given by tree-type diagrams. Here, we detect three different asymptotic regimes determined by the limiting behavior of the parameter cR/N as $(N, c, R)_0 \rightarrow \infty$.

Lemma 4.1. *In the limit $(N, c, R)_0 \rightarrow \infty$ (2.6),*

1) *if $cR \gg N$, then the leading contribution to the sum (4.1) is given by maximal tree-type diagrams,*

$$S_k^{(q)}(N, c, R) = \sum_{T_k^{(q)} \in \mathfrak{T}_k^{(q)}} W_{N,R}(T_k^{(q)})(1 + o(1)), \quad (N, c, R)_0^{(1)} \rightarrow \infty, \quad (4.2)$$

where we denoted by $(N, c, R)_0^{(1)} \rightarrow \infty$ the limiting transition (2.6) such that $cR \gg N$;

2) *if $cR = sN$, then the leading contribution to the sum (4.1) is given by all possible tree-type diagrams,*

$$S_k^{(q)}(N, c, R) = \sum_{\tau_k^{(q)} \in \mathcal{T}_k^{(q)}} W_{N,R}(\tau_k^{(q)})(1 + o(1)), \quad (N, c, R)_0^{(2)} \rightarrow \infty; \quad (4.3)$$

where we denoted by $(N, c, R)_0^{(2,s)} \rightarrow \infty$ the limiting transition (2.6) such that $cR = sN$;

3) *if $cR \ll N$, then the leading contribution to the sum (4.1) is given by the diagram $\tau_k^{(q,\min)}$ such that the graph $G(\tau_k^{(q,\min)})$ has one multiple edge only, and therefore*

$$S_k^{(q)}(N, c, R) = 2^{k-1} W_{N,R}(\tau_k^{(q,\min)})(1 + o(1)), \quad (N, c, R)_0^{(3)} \rightarrow \infty, \quad (4.4)$$

where we denoted by $(N, c, R)_0^{(3)} \rightarrow \infty$ the limiting transition (2.6) such that $cR \ll N$;

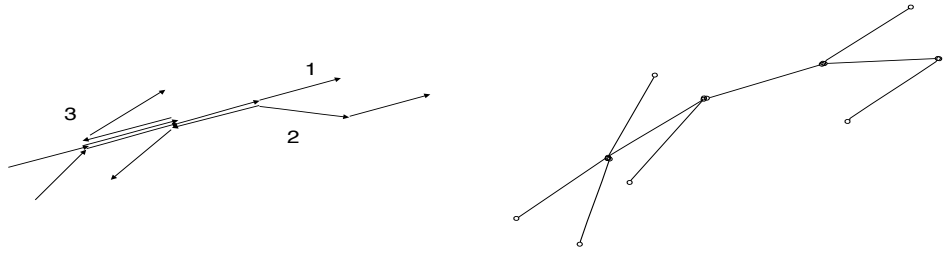


Figure 3: Tree-type diagram $\tau_3^{(4)}$ and its graph $G(\tau_3^{(4)})$

Proof. We see that we have to study the trivial partition π_1 with only one subset. According to Lemma 3.2, we can attribute to each diagram an expression that one refer to as the order of the diagram,

$$P(\hat{D}_k^{(q)}) = p_N^E N R^{V-1} = \left(\frac{c}{N}\right)^E N R^{V-1} \quad (4.5)$$

where $E = |\mathcal{E}(G(\hat{D}_k^{(q)}))|$ and $V = |\mathcal{V}(\hat{D}_k^{(q)})|$. Each diagram can be classified according to the value of the (E, V) and can be placed into corresponding cell of the plane with a kind of the Descartes coordinates.

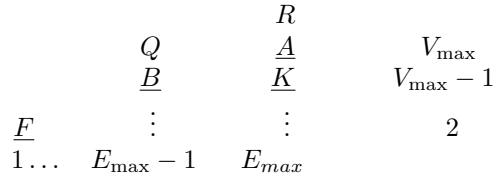


Figure 4: Classification of diagrams $\hat{D}_k^{(Y^{(q)})}$ on the plane (E, V)

Let us determine the value of E_{\max} that is the maximal number of edges possible in the graphs $G(D_k^{(q)})$. It is clear that to make a connected diagram from k elements, we have to make at least $k - 1$ edges glued with other edges. Then $E_{\max} = kq - (k - 1) = k(q - 1) + 1$.

Now let us show that $V_{\max} = k(q - 1) + 2$. This is true because in any graph (diagram) $V \leq E + 1$. Thus the box A has coordinates $(k(q - 1) + 1, k(q - 1) + 2)$, the box B has coordinates $(k(q - 1), k(q - 1) + 1)$ and finally, M has coordinates $(1, 2)$.

According to these definitions, the box R is empty. Let us show that the box Q is also empty. Assume that this is not the case. Then D has a multiple edge \hat{e} such that one vertex attached that can be deployed and the diagram obtained still be connected. This means that there exists a diagram in the box R that is not true. Thus Q is an empty box.

Let us compare the contributions of diagrams from A and K . It is clear that $W(A) = W(K)R$ and therefore $W(K) \ll W(A)$. Next obvious relation is given by equality

$$W(A) = W(B) \times \frac{c}{N} R.$$

This means that if $cR \gg N$, then $W(A) \gg W(B)$ and if $cR \ll N$, then $W(A) \ll W(B)$. Now we can do the recurrence and pass to the the box B as containing the maximal number of edges. These are the tree type diagrams constructed with the help of elements λ one of them having a multiple edge as is given on the picture.

Finally, if $cR \gg N$, we see that the box of maximal contribution is A with

$$W(A) = \left(\frac{c}{N}\right)^{k(q-1)+1} N R^{k(q-1)+1} = \left(\left(\frac{cR}{N}\right)^{q-1}\right)^k cR.$$

If $cR = sN$, then all diagrams from the "diagonal" cells $A \rightarrow B \rightarrow \dots \rightarrow F$ are of the same order of magnitude in the limit $(N, R, c)_0^{(2)} \rightarrow \infty$. If $cR \ll N$, then we get the box F with minimal number of $E = 1$, and diagrams of F have one edge of multiplicity kq . Then $W(F) = cR$ and we get (4.4). Lemma 4.1 is proved. \square

Lemma 4.2. *In all of three asymptotic regimes of Lemma 4.1, the following relation is true,*

$$\lim_{(N,c,R)_0 \rightarrow \infty} \frac{W_{N,R}(\tau_k^{(q)})}{N(p_N R)^E} = \int_{-\infty}^{\infty} \dots \int_{-\infty}^{\infty} \prod_{\substack{i,j: \\ \{v_i, v_j\} \in \mathcal{E}(\tau_k^{(\lambda)})}} h_{m(i,j)}(x_i - x_j)|_{x_1=0} \prod_{l=2}^V dx_l. \quad (4.6)$$

where E and V are the numbers of edges and vertices of the graph $G(\tau_k^{(q)})$, respectively.

Proof. Let us consider an auxiliary tree-type diagram τ_{q_1, \dots, q_r} constructed with the help of r elements $\lambda_{q_1}, \dots, \lambda_{q_r}$ of length $q_i \geq 1$, $1 \leq i \leq r$ such that the number of vertices of this diagram is given by $V = |\bar{q}_r| - r + 2$, where we denoted $\bar{q}_r = (q_1, \dots, q_r)$ and $|\bar{q}_r| = q_1 + \dots + q_r$. We will also use denotation $\tau_{\bar{q}}$ for such tree-type diagrams. Using recurrence by $l = |\bar{q}_r| \geq 1$, we prove the following statement A_l based on (3.10),

$$A_l: \lim_{(N,R)_0 \rightarrow \infty} \frac{W_{N,R}(\tau_{q_1, \dots, q_r})}{N(p_N R)^E} = \int_{-\infty}^{\infty} \dots \int_{-\infty}^{\infty} \prod_{\substack{1 \leq i < j \leq V: \\ \{v_i, v_j\} \in \mathcal{E}(\tau_{q_1, \dots, q_r})}} h_{m(i,j)}(x_i - x_j)|_{x_1=0} \prod_{l=2}^V dx_l, \quad (4.7)$$

where $E = V - 1$.

The initial step is given by the diagram $\tau_{1,1, \dots, 1}^{(\lambda)}$ that contains one multiple edge, and then

$$W_{N,R}(\tau_{1,1, \dots, 1}) = \frac{c}{N} \sum_{(s_1, s_2) \in [-N, N]^2} h_{m(1,2)}\left(\frac{s_1 - s_2}{R}\right).$$

We will perform the following standard sequence of manipulations: regarding the right-hand side of (4.7), we restrict the sum over s_1 to the sum over interval $[-N + RL, N - RL]$, then for each given s_1 from this interval we replace the sum over the interval $[-N, N]$ by the sum of $h((s_1 - s_2)/R)$ over the set $s_2 : |s_1 - s_2| \leq RL$, such that the result represent a value that does not depend on s_1 and is close to $\int_{-\infty}^{\infty} h(t) dt$. To do this, we write the first relation

$$\frac{1}{cR} W_{N,R}(\tau_{1,1, \dots, 1}) = \frac{1}{N} \sum_{s_1 \in [-N + RL, N - RL]} \frac{1}{R} \sum_{s_2 \in [-N, N]} h_{m(1,2)}\left(\frac{s_1 - s_2}{R}\right) + \Sigma_1^{(N,R,L)}, \quad (4.8)$$

where we denoted

$$\Sigma_1^{(N,R,L)} = \frac{1}{N} \sum_{s_1 \in [-N, N] \setminus I_1} \frac{1}{R} \sum_{s_2 \in [-N, N]} h_{m(1,2)}\left(\frac{s_1 - s_2}{R}\right) \quad (4.9)$$

and $I_1 = [-N + RL, N - RL]$. Taking into account the following elementary upper bound,

$$\sup_{s_1} \frac{1}{R} \sum_{s_2 \in [-N, N]} h_{m(1,2)}\left(\frac{s_1 - s_2}{R}\right) \leq \frac{1}{R} h_{m(1,2)}(0) + 2 \int_0^{\infty} h(t) dt, \quad (4.10)$$

we have that for any given L , the following relation holds,

$$\Sigma_1^{(N,R,L)} = O(2RL/N) = o(1), \quad (N, c, R)_0 \rightarrow \infty.$$

Next, we write that

$$\frac{1}{N} \sum_{s_1 \in I_1} \frac{1}{R} \sum_{s_2 \in [-N, N]} h_{m(1,2)} \left(\frac{s_1 - s_2}{R} \right) = \frac{1}{N} \sum_{s_1 \in I_1} \frac{1}{R} \sum_{s_2: |s_1 - s_2| \leq RL} h_{m(1,2)} \left(\frac{s_1 - s_2}{R} \right) + \Sigma_2^{(N,R,L)}, \quad (4.11)$$

where we denoted

$$\Sigma_2^{(N,R,L)} = \frac{1}{N} \sum_{s_1 \in I_1} \frac{1}{R} \sum_{\substack{s_2 \in [-N, N] \\ |s_1 - s_2| > RL}} h_{m(1,2)} \left(\frac{s_1 - s_2}{R} \right).$$

Using an elementary upper bound

$$\begin{aligned} \sup_{s_1 \in [-N, N]} \frac{1}{R} \sum_{\substack{s_2 \in [-N, N], \\ |s_1 - s_2| > RL}} h_{m(1,2)} \left(\frac{s_1 - s_2}{R} \right) &\leq \sup_{s_1 \in [-N, N]} \frac{1}{R} \sum_{\substack{s_2 \in \mathbb{Z} \\ |s_1 - s_2| > RL}} h_{m(1,2)} \left(\frac{s_1 - s_2}{R} \right) \\ &= \frac{1}{R} \sum_{s_2 \in \mathbb{Z}} h_{m(1,2)} \left(\frac{-s_2}{R} \right) \leq \int_{-\infty}^{-L} h_{m(1,2)}(t) dt + \int_L^{\infty} h_{m(1,2)}(t) dt = \varepsilon_1^{(L)}, \end{aligned} \quad (4.12)$$

we conclude that

$$\Sigma_2^{(N,R,L)} = O(\varepsilon_1^{(L)}/N),$$

where $\varepsilon_1^{(L)}$ tends to zero as $L \rightarrow \infty$. Using two more elementary relations,

$$\frac{1}{R} \sum_{s_2: |s_1 - s_2| \leq RL} h_{m(1,2)} \left(\frac{s_1 - s_2}{R} \right) - \int_{-L}^L h_{m(1,2)}(t) dt = O(1/R) \quad (4.13)$$

and

$$\int_{-\infty}^{\infty} h_{m(1,2)}(t) dt - \int_{-L}^L h_{m(1,2)}(t) dt = \varepsilon_2^{(L)}, \quad (4.14)$$

where $\varepsilon_2^{(L)}$ tends to zero as $L \rightarrow \infty$, we conclude that

$$\frac{1}{cR} W_{N,R}(\tau_{1,1,\dots,1}) = \int_{-\infty}^{\infty} h_{m(1,2)}(t) dt + O(\varepsilon_1^{(L)}/N + \varepsilon_2^{(L)} + 1/R) + o(1).$$

Since L can be chosen arbitrary large, this relation shows that the statement A_1 of (4.7) is true.

Let us consider the general case A_l . In the tree-type diagram $\tau_{\bar{q}}$, we consider the set of vertices that are attached to $\tau_{\bar{q}}$ by a leaf and determine the maximal vertex of this ensemble; we denote its number by κ . We denote by χ the number of vertex v_χ such that

$\{v_\chi, v_\kappa\} \in \mathcal{E}(\tau_{\bar{q}})$. Finally, we denote by $[-N, N]_{(\chi, R, L)}^l$ the set such that the interval number χ is restricted to the interval $[-N + RL, N - RL]$. Then we can write that

$$\frac{1}{N(\alpha_N R)^E} W_{N, R}(\tau_{\bar{q}_r}) = \sum_{(s_1, \dots, s_l) \in [-N, N]_{(\chi, R, L)}^l} \prod_{\substack{1 \leq i < j \leq l: \\ \{v_i, v_j\} \in \mathcal{E}(\tau_{\bar{q}})}} h_{m(i, j)} \left(\frac{s_i - s_j}{R} \right) + \hat{\Sigma}_1^{(N, R, L)}(\chi), \quad (4.15)$$

where l is the total number of vertices of $\mathcal{T}_{\bar{q}_r}$ and

$$\Sigma_1^{(N, R, L)}(\chi) = \frac{1}{R^E N} \sum_{(s_1, \dots, s_l) \in [-N, N]^l \setminus [-N, N]_{(\chi, R, L)}^l} \prod_{\substack{1 \leq i < j \leq l: \\ \{v_i, v_j\} \in \mathcal{E}(\tau_{\bar{q}})}} h_{m(i, j)} \left(\frac{s_i - s_j}{R} \right).$$

In this sum, we consider the vertex v_χ as the root one and attribute the normalizing factor $1/N$ to the sum over $s_\chi \in [-N + RL, N - RL]$. It remains to show that for any given value of s_χ , the sum over variables $\{s_1, \dots, s_l\} \setminus \{s_\chi\}$ multiplied by $1/R$ is bounded from above. This can be done by recurrence with the help of (4.13) (?) and we omit here evident details. Then we can write, as before, an asymptotic relation

$$\Sigma_1^{(N, R, L)}(\chi) = O(2RL/N) = o(1), \quad (N, c, R)_0 \rightarrow \infty.$$

Regarding the first term of the right-hand side of (4.15), we observe that it contains the factor

$$\frac{1}{N} \sum_{s_\chi \in [-N + RL, N - RL]} \frac{1}{R} \sum_{s_\kappa \in [-N, N]} h_{m(\chi, \kappa)} \left(\frac{s_\chi - s_\kappa}{R} \right)$$

that we treat exactly as it is done in relation (4.13). Then, using relations (4.12), (4.13) and (4.14), we show that

$$\begin{aligned} & \frac{1}{\alpha_N^E N R^E} W_{N, R}(\tau_{\bar{q}}) = \int_{-\infty}^{\infty} h_{m(\chi, \kappa)}(t) dt \\ & \times \sum_{(s_1, \dots, s_l) \setminus \{s_\kappa\} \in [-N, N]_{\chi, R, L}^{l-1}} \prod_{\substack{1 \leq i < j \leq l-1: \\ \{v_i, v_j\} \in \mathcal{E}(\tau'_{\bar{q}_r})}} h_{m(i, j)} \left(\frac{s_i - s_j}{R} \right), \quad (4.16) \end{aligned}$$

where $\tau'_{\bar{q}_r}$ is obtained from $\tau_{\bar{q}}$ by erasing the multi-edge $\{v_\chi, v_\kappa\}$. In the last factor of (4.16), it remains to pass from the sum indicated to the summation of values $(s_1, \dots, s_l) \setminus \{s_\kappa\}$ over $[-N, N]^{l-1}$ such that A_{l-1} of (4.6) can be used. This transition can be justified by the same reasoning as used in the study of $\Sigma_1^{(N, R, L)}(\chi)$. We omit these elementary arguments. Lemma (3.5) is proved. \square

4.2 Proof of Theorems 2.1 and 2.2

We start with the proof of Theorem 2.2 in the first asymptotic regime when $(N, c, R)_0 \rightarrow \infty$ and $cR \gg N$. It follows from relation (3.11) and Lemmas 3.1, 3.2, 3.3, 4.1 and 4.2 that in this case,

$$\lim_{(N, c, R)_0^{(1)} \rightarrow \infty} \frac{1}{cR} \text{Cum}_k \left(\left(\frac{N}{cR} \right)^{q-1} Y^{(q)} \right) = \sum_{T_k^{(q)} \in \mathfrak{T}_k^{(q)}} w^{(\alpha)}(T_k^{(q)}), \quad (4.17)$$

where $\mathfrak{T}_k^{(q)}$ is the set of the maximal tree-type diagrams constructed of k labeled oriented elements λ_q and

$$w^{(\alpha)}(T_k^{(q)}) = \int_{-\infty}^{\infty} \cdots \int_{-\infty}^{\infty} \prod_{\substack{1 \leq i < j \leq V: \\ \{v_i, v_j\} \in \mathcal{E}(T_k^{(q)})}} h_{m(i,j)}^{(\alpha)}(x_i - x_j)|_{x_1=0} \prod_{l=2}^V dx_l, \quad (4.18)$$

We say that the tree-type diagram $T_k^{(q)}$ is of the type $\sigma_k = (s_1, s_2, \dots, s_{k-1})$, if there are s_i multi-edges of multiplicity $i + 1$. In this case we will say that $T_k^{(q)}$ is a σ -tree-type diagram and denote it $T_k^{(q, \sigma_k)}$.

By definition, the total number of arcs in σ -tree type diagram $T_k^{(q, \sigma_k)}$ is given by

$$\|\sigma_k\| = \sum_{i=1}^{k-1} i s_i = k - 1$$

and that the number of simple edges in $T_k^{(q, \sigma_k)}$ is given by s_0 , where

$$s_0 = kq - (2s_1 + 3s_2 + \cdots + ks_{k-1}).$$

Then it is easy to deduce from (4.18) that

$$w^{(\alpha)}(T_k^{(q, \sigma_k)}) = V^{(\alpha)}(q, \sigma_k) = \begin{cases} V_0^{k(q-1)-1}, & \text{if } \alpha = 0, \\ V_1^{s_0} V_2^{s_1} \cdots V_k^{s_{k-1}}, & \text{if } \alpha = 1. \end{cases} \quad (4.19)$$

Relation (4.19) can be proved with the help of elementary recurrence. Then we get relation

$$\sum_{T_k^{(q)} \in \mathfrak{T}_k^{(q)}} w^{(\alpha)}(T_k^{(q)}) = \sum_{\substack{\sigma_k = (s_1, s_2, \dots, s_{k-1}) \\ \|\sigma_k\| = k-1}} |\mathcal{C}(\sigma_k)| \cdot V^{(\alpha)}(q, \sigma_k), \quad (4.20)$$

where $\mathcal{C}(\sigma_k)$ is the subset of all σ_k -tree-type diagrams (2.19). In Section 7, we prove that if $|\sigma_k| = s_1 + \cdots + s_{k-1} = m$, then

$$|\mathcal{C}(\sigma_k)| = (k-1)! \frac{(k(q-1)+1)!}{(k(q-1)+1-m)!} \prod_{i=1}^{k-1} \frac{1}{(i!)^{s_i} s_i!}. \quad (4.21)$$

Combining relations (4.17), (4.19) with $\alpha = 1$, (4.20) and (4.21), we get relation (2.18) of Theorem 2.2.

To prove relation (2.11) of Theorem 2.1, it is sufficient to use (4.19) with $\alpha = 0$ and observe that

$$\sum_{\sigma_k, \|\sigma_k\| = k-1} |\mathcal{C}(\sigma_k)| = t_k^{(q)}.$$

Let us consider the limiting transition (ii) of Theorem 2.1. In this case all tree-type diagrams with multiple edges are of the same order of magnitude. We do a number of gluings in λ elements such that each element has r_i simple edge $E(G(\lambda_q^{(r_i)})) = r_i$ and denote the number of possibilities to do this by $t_q^{(r_i)}$. Then combining this with the result (7.12) of section 7, we get relation (2.15).

Limiting transition (iii) is obvious. Theorem 2.1 and Theorem 2.2 are proved. \square

5 Cumulants of $X^{(3)}$ -model

In this subsection, we consider variables

$$\tilde{X}_{N,c,R}^{(3)} = \sum_{i_1, i_2, i_3 \in L_n} \left(\tilde{A}^{(\alpha)} \right)_{i_1 i_2} \left(\tilde{A}^{(\alpha)} \right)_{i_2 i_3} \left(\tilde{A}^{(\alpha)} \right)_{i_3 i_1}, \quad (5.1)$$

where $\tilde{A}^{(\alpha)}$ is the generalized adjacency matrix determined in (2.5). To compute mathematical expectations of the semi-invariant $\text{cum} \left\{ \langle \tilde{X}^{(3)} \rangle_1, \dots, \langle \tilde{X}^{(3)} \rangle_k \right\}$, one can develop the same notions of the diagram technique presented in sub-section 3.2 with λ_q -elements replaced by μ_3 -elements. Similarly to that is done before, we denote diagrams by $D_k^{(\mu)}$ and their weights $W_{N,R}^{(\alpha)}(D_k^{(\mu)})$ (cf. (3.10)).

It follows from Lemmas 3.1, 3.2 and 3.3 that the leading contribution is given by the sum over weights of connected diagrams and the trivial partition π_1 . Let us denote this sum by

$$S_k^{(X)}(N, c, R) = \sum_{\hat{D}_k^{(\mu)} \in \hat{\mathcal{D}}_k^{(\mu)}} W_{N,R}(\hat{D}_k^{(\mu)}). \quad (5.2)$$

5.1 Tree-type diagrams for $X^{(3)}$ -model

Here we give the definition of tree-type diagrams for $X^{(3)}$ -model. This is that we construct a dual graph for $G(D_k^{(\mu)})$ and then $D_k^{(\mu)}$ is a tree-type when G is a tree. To do this, for any diagram D_k we introduce an auxiliary graph $\mathcal{G}_k = \mathcal{G}(D_k)$ as follows. We determine k ordered vertices v_1, \dots, v_k associated with the elements $\lambda_i, 1 \leq i \leq k$ of the diagram D_k . Regarding a couple of elements (λ_i, λ_j) , we create an edge $e(v_i, v_j)$ each time when λ_i and λ_j have exactly one edge in common. If two elements $\lambda_{i'}$ and $\lambda_{j'}$ have three edges in common, we replace two vertices $\lambda_{i'}$ and $\lambda_{j'}$ by one vertex of multiplicity 2. If there are l elements $\lambda_{i_1}, \dots, \lambda_{i_l}$ that have all three edges in common, we replace corresponding vertices v_{i_1}, \dots, v_{i_l} by one vertex $v_{i_1} = v_{i_1, \dots, i_l}^{(l)}$ and say that it is of multiplicity l .

We denote the tree-type diagrams by $\tau_k^{(\mu)}$. We say that the tree-type diagram is the maximal one when the number of edges is $E_{\max} = 2k + 1$ and the number of vertices is $V_{\max} = k + 2$. We denote the maximal tree-type diagrams by $T_k^{(\mu)}$.

Lemma 5.1. *In the limit $(N, c, R)_0 \rightarrow \infty$ (2.6), the following three limiting behaviors can be detected in dependence of the asymptotic behavior of the parameter $p_N R$,*

i) if $cR/N \gg \sqrt{R}$, then the leading contribution to the sum (5.2) is given by maximal tree-type diagrams:

$$S_k^{(X)}(N, c, R) = \sum_{T_k^{(\mu)} \in \mathfrak{T}_k^{(\mu)}} W_{N,R}(T_k^{(\mu)})(1 + o(1)), \quad (N, c, R)_0^{(i)} \rightarrow \infty, \quad (5.3)$$

where we denoted by $(N, c, R)_0^{(i)} \rightarrow \infty$ the limiting transition (2.6) such that $cR/N \gg \sqrt{R}$;

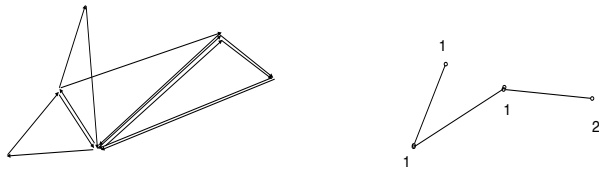


Figure 5: Tree-type diagram $\tau_4^{(\mu_3)}$ and its dual graph $\mathcal{G}(\tau_4^{(\mu_3)})$ with multiplicities of vertices

ii) if $cR/N = s\sqrt{R}$ then the weights of tree-type diagrams with different $|E|$ are of the order of magnitude, and then

$$S_k^{(X)}(N, c, R) = \sum_{\tau_k^{(\mu)} \in \mathcal{T}_k^{(\lambda)}} W_{N,R}(\tau_k^{(\mu)})(1 + o(1)), \quad (N, c, R)_0^{(ii)} \rightarrow \infty, \quad (5.4)$$

where we denoted by $(N, c, R)_0^{(ii)} \rightarrow \infty$ the limiting transition (2.6) such that $cR/N = s\sqrt{R}$;

iii) if $1 \ll cR/N \ll \sqrt{R}$, then the leading contribution to $S_k^{(X)}(N, c, R)$ is given by the diagram $\tau_k^{(\mu, \min)}$ such that the graph $G(\tau_k^{(\mu, \min)})$ is given by one triangle, and therefore

$$S_k^{(X)}(N, c, R) = \frac{c^3 R^2}{N^2} W_{N,R}(\tau_k^{(\mu, \min)})(1 + o(1)), \quad (N, c, R)_0^{(iii)} \rightarrow \infty. \quad (5.5)$$

where we denoted by $(N, c, R)_0^{(iii)} \rightarrow \infty$ the limiting transition (2.6) such that $cR/N \ll \sqrt{R}$.

Proof. According to Lemma 3.2, each diagram $D_k^{(\mu)}$ can be attributed by an expression $P(D_k^{(\mu)})$ determined by (4.5) with the superscript λ replaced by μ , and where $E = |\mathcal{E}(G(D_k^{(\mu)}))|$ and $V = |\mathcal{V}(D_k^{(\mu)})|$. As before, we can classify all the diagrams into cells with labels (E, V) , with $3 \leq E \leq E_{\max}$ on the planes with a kind of Descartes coordinates. Let us first describe the diagrams D_k with the maximal number of edges (without multiplicities), i.e. such that $E(D_k) = E_{\max}$.

Let us show that if \hat{D}_k is such that $E(\hat{D}_k) = E_{\max}$, then $\mathcal{G}(\hat{D}_k)$ is a tree with k vertices. Assuming that \mathcal{G}_k is not a tree, there exists an edge $\hat{e} = (v_s, v_t) \in \mathcal{E}(\mathcal{G}_k)$ such that when eliminated, the graph \mathcal{G}'_k such that $\mathcal{V}(\mathcal{G}'_k) = \mathcal{V}(\mathcal{G}_k)$ and $\mathcal{E}(\mathcal{G}'_k) = \mathcal{E}(\mathcal{G}_k) \setminus \hat{e}$ remains connected. This means that D'_k contains a multiple edge that is common to μ_s and λ_s ; then there exists a diagram \hat{D}_k that coincides with D'_k everywhere excepting that the elements μ_s and μ_t have no common edge and D'_k is connected. Then

$$E(\hat{D}_k) = E(D'_k) + 1$$

and D'_k is not the diagram with maximal number of edges. Thus, we conclude that D'_k is such that its graph $\mathcal{G}(D'_k)$ is a tree. In this case $E(D'_k) = 3r - (r - 1) = 2r + 1$, where r is the number of vertices in $\mathcal{G}(D'_k)$. Clearly, the maximum is attained when $r = k$, and then

$$E(D'_k) = 2k + 1.$$

Remembering that \mathcal{G}_k does not take into account the vertices that are common to different elements, just edges. Therefore $V(D'_k) \leq 3k - 2(k - 1) = k + 2$, and $E_{\max} = 2k + 1$ and $V_{\max} = k + 2$. We see that the box A with coordinates $(E, V) = (2k + 1, k + 2)$ contains tree-type diagrams of k elements.

$$\begin{array}{cccc}
& & R & S \\
P & & Q & \underline{A} \\
\underline{B} & & \underline{J} & \underline{K} & V_{\max} \\
\vdots & & \vdots & \vdots & V_{\max} - 1 \\
E_{\max} - 2 & E_{\max} - 1 & E_{\max} & &
\end{array}$$

Figure 6: Classification of diagrams $\hat{D}_k^{(X^{(3)})}$ on the plane (E, V)

As in sub-section 4.1, it is easy to show that boxes P , Q , R and S contain no diagrams. It follows from (4.5) that

$$P(D^{(K)}) = P(D^{(A)}) \cdot \frac{1}{R}, \quad P(D^{(k)}) = P(D^{(B)}) \cdot \frac{c^2}{N^2} \quad (5.6a)$$

$$P(D^{(J)}) = P(D^{(A)}) \cdot \frac{N}{cR}, \quad P(D^{(J)}) = P(D^{(B)}) \cdot \frac{c}{N} \quad (5.6b)$$

and

$$P(D^{(B)}) = P(D^{(A)}) \cdot \frac{N^2}{c^2 R}, \quad (5.6c)$$

where we denoted by $D^{(A)}$, $D^{(B)}$, $D^{(K)}$, and $D^{(J)}$ arbitrary diagrams from the boxes indicated. The box B contain diagrams are such that their graphs G have $k - 1$ simple vertices and one vertex of multiplicity two.

It follows from (5.6) that if $c^2 R / N^2 \gg 1$, then the leading contribution to the right-hand side of (5.2) is given by the maximal tree-type diagram $T_k^{(\mu)}$. If $c^2 R / N^2 = O(1)$, then all tree-type diagrams that belong to the boxes on the "diagonal" $A \rightarrow B \rightarrow \dots$ contribute to the right-hand side of (5.2) by the values of the same order of magnitude. Finally, if $c^2 R \ll N^2$, then the leading contribution to the right-hand side of (5.2) is given by the minimal diagram $\tau_k^{(\mu, \min)}$.

Lemma 5.1 is proved. \square

Lemma 5.2. *If $\tau_k^{(\mu)}$ is the tree-type diagram of $X^{(3)}$ -model, then in all of the three asymptotic regimes of Lemma 5.1*

$$\lim_{(N, c, R)_0 \rightarrow \infty} \frac{W_{N, R}^{(\alpha)}(\tau_k^{(\mu)})}{NR^{V-1} p_N^E} = \int_{-\infty}^{\infty} \cdots \int_{-\infty}^{\infty} \prod_{i, j: \{v_i, v_j\} \in \mathcal{E}(\tau_k^{(\mu)})} h_{m(i, j)}^{(\alpha)}(x_i - x_j) \Big|_{x_1=0} \prod_{l=2}^V dx_l, \quad (5.7)$$

where E and V are the numbers of edges and vertices of the graph $G(\tau_k^{(q)})$, respectively.

Proof. One can prove Lemma 5.2 by the same recurrence with respect to the maximal element of the ensemble of "leaves" of the graph \mathcal{G}_k , as it is done in the proof of Lemma 4.2. We omit the detailed proof of the complete recurrence.

5.2 Proof of Theorem 2.3

It follows from Lemmas 3.1, 3.2, 3.3, 5.1 and 5.2 that in the first asymptotic regime,

$$\lim_{(N,c,R)_0^{(i)} \rightarrow \infty} \frac{1}{cR} \text{Cum}_k \left(\frac{N^2}{c^2 R} \hat{X}^{(3)} \right) = \Theta_k^{(\alpha,i)} = \sum_{T_k^{(\mu)} \in \mathfrak{T}_k^{(\mu)}} w^{(\alpha)}(T_k^{(\mu)}), \quad (5.8)$$

where

$$w^{(\alpha)}(T_k^{(\mu)}) = \int_{-\infty}^{\infty} \cdots \int_{-\infty}^{\infty} \prod_{i,j:\{v_i,v_j\} \in \mathcal{E}(\tau_k^{(\mu)})} h_{m(i,j)}^{(\alpha)}(x_i - x_j) \Big|_{x_1=0} \prod_{l=2}^V dx_l. \quad (5.9)$$

In the case of $k = 1$, the diagram $T_1^{(\mu)}$ is given by a triangle and therefore

$$\Theta_1^{(\alpha,i)} = \int_{-\infty}^{\infty} \int_{-\infty}^{\infty} h_1^{(\alpha)}(-x_2) h_1^{(\alpha)}(x_2 - x_3) h_1^{(\alpha)}(x_3) dx_2 dx_3, \quad \alpha = 0, 1.$$

Using the direct and inverse Fourier transformation (see (2.24)), we get the following expression

$$\Theta_1^{(\alpha,1)} = \frac{1}{2\pi} \int_{-\infty}^{\infty} (\tilde{h}_1^{(\alpha)})^3(p) dp.$$

It should be noted that in the case of $k = 1$ the maximal and minimal tree-type diagrams coincide, and therefore in the second and the third asymptotic regime

$$\frac{1}{s} \Theta_1^{(\alpha,2)} = \Theta_2^{(\alpha,3)} = \frac{1}{2\pi} \int_{-\infty}^{\infty} (\tilde{h}_1^{(\alpha)})^3(p) dp. \quad (5.10)$$

In the case of $k = 2$, we deduce from (5.8) and (5.9) that

$$\Theta_2^{(\alpha,1)} = 18 \int_{-\infty}^{\infty} \int_{-\infty}^{\infty} \int_{-\infty}^{\infty} h_1^{(\alpha)}(-x_2) h_1^{(\alpha)}(x_2 - x_3) h_2^{(\alpha)}(x_2 - x_4) h_1^{(\alpha)}(x_3 - x_4) h_1^{(\alpha)}(x_4) dx_2 dx_3 dx_4$$

and we get expression (2.25). Relation (2.26) follows from (2.25) and (5.8). Finally, it is easy to see that

$$\Theta_k^{(\alpha,iii)} = \frac{9}{\pi} \int_{-\infty}^{\infty} (\tilde{h}_2^{(\alpha)})^3(p) dp.$$

Theorem 2.3 is proved. \square

Let us prove relation (2.28). To do this, we have to determine the number of all tree-type diagrams obtained with the help of k oriented triangle elements μ_3 . Let us consider a partition σ of the set of k triangles into m subsets, among them there are s_1 subsets of one element, s_2 subsets of two elements and so on, s_k subsets of k elements, $\sigma = (s_1, \dots, s_k)$ such that

$$|\sigma| = s_1 + s_2 + \cdots + s_k = m \quad \text{and} \quad \|\sigma\| = s_1 + 2s_2 + \cdots + ks_k = k. \quad (5.11)$$

There are

$$\Upsilon_k(m) = \frac{k!}{(1!)^{s_1} s_1! (2!)^{s_2} s_2! \dots (k!)^{s_k} s_k!}$$

such possibilities under condition (5.11). We multiply this expression by the factor

$$Q_\sigma = 6^{s_2} 6^{2s_3} \dots 6^{(k-1)s_k} = 6^{|\sigma| - |\sigma|} \quad (5.12)$$

that takes into account orientation and root position of $l - 1$ elements in each of s_l subsets. It remains to construct tree-type diagrams from m elements that gives

$$t_m^{(3)} = 2^{m-1} 3^m (2m+1)^{m-2}. \quad (5.13)$$

Combining these expressions, we get

$$\mathcal{N}_k^{(3)}(m) = 6^{k-m} t_m^{(3)} \Upsilon_k(m) = \frac{6^k}{2} (2m+1)^{m-2} \Upsilon_k(m). \quad (5.14)$$

Taking into account that each tree of m elements corresponds to the factor s^{2m+1} , we deduce from (5.14) relation (2.28).

6 Limit theorems for number of walks in random graphs

One of the main tasks of this paper is to establish Limit Theorems for the number of open and closed walks in dilute random graphs of long-range percolation radius model and to see what parameters play the role of the effective dimensions. Our results show that in the limiting transition $(N, c, R)_0 \rightarrow \infty$ (2.6) the Central Limit Theorem is valid on the scale \sqrt{cR} for a normalized number of open walks $Y_{N,c,R}^{(q)}$ in all of the three asymptotic regimes determined by limiting behavior of the parameter cR/N .

When regarding closed three-step walks, the Central Limit Theorem is valid for normalized variable $X_{N,c,R}^{(3)}$ in all of three asymptotic regimes determined by limiting behavior of the parameter $c^2 R/N^2$ under condition that $c^3 R^2 \gg N^2$ and under different scales. In the case when $c^3 R^2 \ll N^2$, random variable $X_{N,c,R}^{(3)}/6$ converges in distribution to a Poisson random variable. This result generalizes previously known statements on the Poisson distribution of the number of triangles in sparse Erdős-Rényi random graphs.

6.1 Central Limit Theorems

Let us formulate the main result for $Y^{(q)}$ -models.

Theorem 6.1. *Under conditions of Theorem 2.2, the following convergence in distribution holds in the limit $(N, c, R)_0 \rightarrow \infty$ (2.6),*

i) if $cR \gg N$, then the following convergence in distribution holds,

$$\frac{1}{\sqrt{cR}} \left(\frac{N}{cR} \right)^{q-1} \left(Y^{(q)} - \mathbb{E}Y^{(q)} \right) \xrightarrow{\mathcal{L}} \gamma^{(1)}, \quad \gamma^{(1)} \sim \mathcal{N}(0, \Xi_2^{(q,1)}), \quad (6.1)$$

where $\gamma^{(1)}$ follows the normal (Gaussian) distribution with mean zero and variance (2.14)

$$\Xi_2^{(q,1)} = V_{1,\alpha}^{2q-2} V_{2,\alpha} = 2q^2 \begin{cases} V_1^{2q-1}, & \text{for } A\text{-matrix models,} \\ V_1^{2q-2} V_2, & \text{for } A^{(w)}\text{-matrix models,} \end{cases}$$

where

$$V_{l,\alpha} = \int_{-\infty}^{\infty} (1 + \alpha\psi^2(x))^l e^{-\psi^2(x)} dx,$$

and where, as before, $\alpha = 0$ for A -matrix models and $\alpha = 1$ for A_w -matrix models;

ii) if $cR = sN$, then

$$\frac{1}{\sqrt{cR}} \left(Y^{(q)} - \mathbb{E}Y^{(q)} \right) \rightarrow \gamma^{(2)}, \quad \gamma^{(2)} \sim \mathcal{N}(0, \Xi_2^{(q,2)}(s)), \quad (6.2)$$

where $\Xi_2^{(q,2)}(s)$ is the second cumulant given by (2.15);

iii) if $cR \ll N$, then

$$\frac{1}{\sqrt{cR}} \left(Y^{(q)} - \mathbb{E}Y^{(q)} \right) \rightarrow \gamma^{(3)}, \quad \gamma^{(3)} \sim \mathcal{N}(0, \Xi_2^{(q,3)}), \quad (6.3)$$

where $\Xi_2^{(q,3)} = 2V_{2q,\alpha}$ given by (2.16).

Proof. It is easy to see that if there exists a sequence $(b_n)_{n \geq 1}$ such that cumulants of random variables V_n verify the following property,

$$b_n \rightarrow \infty \quad \text{and} \quad \frac{1}{b_n} \text{Cum}_k(V_n) \rightarrow \phi_k, \quad k \geq 1, \quad n \rightarrow \infty, \quad (6.4)$$

then

$$\lim_{n \rightarrow \infty} \text{Cum}_k \left(\frac{V_n - \mathbb{E}V_n}{\sqrt{b_n}} \right) = \begin{cases} \phi_2, & \text{if } k = 2; \\ 0, & \text{if } k \neq 2. \end{cases}$$

The last relation means that the sequence of centered and normalized random variables $\tilde{V}_n = (V_n - \mathbb{E}V_n)/\sqrt{b_n}$ converges in law to the Gaussian (normal) probability distribution $\mathcal{N}(0, \phi^2)$. Regarding results of Theorem 2.2, we observe that conditions of (6.4) are verified with the following choice,

$$V_n = \begin{cases} Y^{(q)}/(p_N R)^{q-1}, & \text{when } cR/N \rightarrow \infty, \\ Y^{(q)}, & \text{when } cR/N = O(1), \end{cases} \quad \text{and} \quad b_n = cR.$$

It remains to compute the coefficients ϕ_2 with the help of formulas (2.15), (2.16) and (2.17). Theorem 6.1 is proved. \square

Relation (6.1) means that if $cR \gg N$, then the number of paths of q steps verifies asymptotic equality

$$Y_N^{(q,1)} \approx \mathbb{E}Y_N^{(q)} + \left(\frac{cR}{N} \right)^{q-1} \sqrt{cR} \gamma_N^{(1)}, \quad (N, c, R)_0^{(1)} \rightarrow \infty.$$

It is not hard to see that

$$\mathbb{E}Y_N^{(q)} = N \left(\frac{cR}{N} \right)^q (1 + o(1)), \quad (N, c, R)_0 \rightarrow \infty \quad (6.5)$$

and

$$Y_N^{(q,1)} \approx cR \left(\frac{cR}{N} \right)^{q-1} (1 + o(1)) + \left(\frac{cR}{N} \right)^{q-1} \sqrt{cR} \gamma_N^{(1)}, \quad (N, c, R)_0^{(1)} \rightarrow \infty. \quad (6.6)$$

Then the number of q -step walks per cite $\bar{Y}_{N,c,R}^{(q)} = Y_{N,c,R}^{(q)}/N$ is equal to

$$\bar{Y}_{N,c,R}^{(q,1)} \approx \left(\frac{cR}{N} \right)^q \left(1 + o(1) + \frac{1}{\sqrt{cR}} \gamma_N^{(1)} \right), \quad (N, c, R)_0^{(1)} \rightarrow \infty. \quad (6.7)$$

In the second asymptotic regime when $cR = sN$, we deduce from (6.2) and (6.5) that

$$\bar{Y}_{N,c,R}^{(q,2)} \approx s^q (1 + o(1)) + \frac{\sqrt{cR}}{N} \gamma_N^{(2)}, \quad (N, c, R)_0^{(2)} \rightarrow \infty \quad (6.8)$$

Finally, in the third asymptotic regime, we have

$$Y_{N,c,R}^{(q,3)} \approx N \left(\frac{cR}{N} \right)^q (1 + o(1)) + \sqrt{cR} \gamma_N^{(3)}, \quad (N, c, R)_0^{(3)} \rightarrow \infty$$

and therefore

$$\bar{Y}_{N,c,R}^{(q,3)} \approx \left(\frac{cR}{N} \right)^q (1 + o(1)) + \frac{\sqrt{cR}}{N} \gamma_N^{(3)}, \quad (N, c, R)_0^{(3)} \rightarrow \infty. \quad (6.9)$$

Now let us formulate Central Limit Theorems for $X^{(3)}$ -models.

Theorem 6.2. *Under conditions of Theorem 2.3, the following convergence in distribution holds in the limit $(N, c, R)_0 \rightarrow \infty$ (2.8),*

i) if $c\sqrt{R} \gg N$, then

$$\frac{1}{\sqrt{cR}} \frac{N^2}{c^2 R} \left(X^{(3)} - \mathbb{E}X^{(3)} \right) \rightarrow \hat{\gamma}^{(1)}, \quad \hat{\gamma}^{(1)} \sim \mathcal{N}(0, \Theta_2^{(\alpha,1)}), \quad (6.10)$$

where $\hat{\gamma}^{(1)}$ follows the centered normal distribution with variance $\Theta_2^{(1)}$ given by (2.25);

ii) if $c^2 R = sN^2$, then

$$\frac{1}{\sqrt{cR}} \left(X^{(3)} - \mathbb{E}X^{(3)} \right) \rightarrow \hat{\gamma}^{(2)}, \quad \hat{\gamma}^{(2)} \sim \mathcal{N}(0, \Theta_2^{(\alpha,2)}(s)), \quad (6.11)$$

where $\Theta_2^{(\alpha,2)}(s)$ is given by (2.26);

iii) if $c^2 R \ll N^2$ and $c^3 R^2/N^2 \rightarrow \infty$, then

$$\frac{N}{c^{3/2} R} \left(X^{(3)} - \mathbb{E}X^{(3)} \right) \rightarrow \hat{\gamma}^{(3)}, \quad \hat{\gamma}^{(3)} \sim \mathcal{N}(0, \Theta_2^{(\alpha,3)}), \quad (6.12)$$

where $\hat{\gamma}^{(3)}$ follows the centered normal distribution with variance $\Theta_2^{(\alpha,3)}$ given by (2.23).

The proof of Theorem 6.2 repeats the proof of Theorem 6.1 and we do not present it here. Similarly to Y -models, we have

$$\mathbb{E}X_{N,c,R}^{(3)} = \frac{c^3 R^2}{N^2}(1 + o(1)), \quad (N, c, R)_0 \rightarrow \infty. \quad (6.13)$$

Rewriting (6.10) as an asymptotic equality

$$X_{N,c,R}^{(3)} \approx \mathbb{E}X_{N,c,R}^{(3)} + \frac{c^2 R \sqrt{cR}}{N^2} \hat{\gamma}^{(1)}, \quad (N, c, R)_0^{(1)} \rightarrow \infty,$$

we conclude that

$$X_{N,c,R}^{(3,1)} \approx \frac{c^3 R^2}{N^2} \left(1 + o(1) + \frac{1}{\sqrt{cR}} \hat{\gamma}_N^{(1)} \right), \quad (N, c, R)_0^{(1)} \rightarrow \infty. \quad (6.14)$$

In the second asymptotic regime,

$$X_{N,c,R}^{(3,2)} \approx scR(1 + o(1)) + \sqrt{cR} \hat{\gamma}_N^{(2)}, \quad (N, c, R)_0^{(2)} \rightarrow \infty. \quad (6.15)$$

Finally, in the third asymptotic regime,

$$X_{N,c,R}^{(3,3)} \approx \mathbb{E}X_{N,c,R}^{(3)} + \left(\frac{c^3 R^2}{N^2} \right)^{1/2} \hat{\gamma}_N^{(3)}, \quad (N, c, R)_0^{(3)} \rightarrow \infty$$

and

$$X_{N,c,R}^{(3,3)} \approx \frac{c^3 R^2}{N^2} (1 + o(1)) + \left(\frac{c^3 R^2}{N^2} \right)^{1/2} \hat{\gamma}_N^{(3)}, \quad (N, c, R)_0^{(3)} \rightarrow \infty. \quad (6.16)$$

Let us discuss some of the results obtained. Relations (6.6) and (6.14) show that in the asymptotic regime of "full" graphs, fluctuations of random variables $Y^{(q)}$ and $X^{(3)}$ are asymptotically small with respect to their values. The same is true in the intermediate asymptotic regime of "dilute" random graphs. In the third asymptotic regime, fluctuations of $Y^{(q)}$ can be smaller or greater than its average value, while in $X^{(3)}$ fluctuations are always of larger order of magnitude than its average value.

6.2 Poisson distribution for the number of triangles

Let us consider the $X^{(\alpha,3)}$ -model in the asymptotic regime $(N, c, R)_0^{(3)} \rightarrow \infty$.

Theorem 6.3. *If*

$$\lim_{(N,c,R)_0^{(3)} \rightarrow \infty} \frac{c^3 R^2}{N^2} = \Lambda, \quad (6.17)$$

and $\alpha = 0$, then we have the following convergence in distribution,

$$\frac{1}{6} X^{(3)} \xrightarrow{\mathcal{L}} \nu, \quad (6.18)$$

where ν follows the Poisson probability distribution,

$$\nu \sim \mathcal{P}(\Lambda H_3/6)$$

where

$$H_3 = \frac{1}{2\pi} \int_{-\infty}^{\infty} (\tilde{h}^{(0)}(p))^3 dp.$$

If $\alpha = 1$, then convergence (6.18) does not hold.

Proof. According to (2.23),

$$\lim_{(N,c,R)_0^{(4)} \rightarrow \infty} \text{Cum}_k(tX^{(3)}) = 6^{k-1} t^k \frac{\Lambda}{2\pi} \int_{-\infty}^{\infty} (\tilde{h}_k^{(\alpha)})^3 dp = \mathcal{C}_k^{(\alpha)}, \quad (6.19)$$

where we denoted by $(N, c, R)_0^{(4)} \rightarrow \infty$ the limiting transition of (6.17). If $\alpha = 0$, then

$$\tilde{h}_k^{(0)}(p) = \int_{-\infty}^{\infty} e^{-\psi^2(x)} e^{-ipx} dx$$

and $\mathcal{C}_k^{(0)}$ does not depend on k . Regarding the sum

$$\sum_{k=1} \frac{\mathcal{C}_k}{k!} = \frac{\Lambda H_3}{6} (e^{6t} - 1) = \log \exp\{t\nu\},$$

we see the logarithm of the characteristic function of the Poisson distribution. Then (6.18) follows from (6.19).

Conditions (6.17) are verified, in particular, with the choice of

$$R = N^{1-\delta}, \quad c = \Lambda N^{2\delta/3}, \quad 0 < \delta < 1. \quad (6.20)$$

Since $X^{(3)}/6$ counts the total number of triangles in random graphs, our result (6.18) can be regarded as a generalization of the known results about the Poisson distribution for the number of triangles in large random Erdős-Rényi graphs [5]. Indeed, the conditions (6.12) with $\delta = 0$ lead to the the case $R = N$, $c = \Lambda$ that corresponds to the asymptotic regime of [5]. While $\delta = 0$ is not considered in this paper, it can be justified in frameworks of our approach (see also [14] on the non-validity of the Central Limit Theorem in sparse random Erdős-Rényi graphs).

7 Number of tree-type diagrams with multiple edges

We see that the leading term of the k -cumulant of Y is given by tree-type diagrams $T_k^{(q)}$. In the case of A -matrices, all of the tree-type diagrams have the same weight. With the choice of $V_0 = 1$, we get the leading term given by the sum

$$\mathcal{N}_k^{(q)} = \sum_{T_k^{(q)} \in \mathfrak{T}_k^{(q)}} 1 = |\mathcal{T}_k^{(q)}|. \quad (7.1)$$

In the case of weighted A_w -matrices, we get

$$\sum_{T_k^{(q)} \in \mathfrak{T}_k^{(q)}} W(T_k^{(q)}). \quad (7.2)$$

In paper [14, relations (6.2) and (6.3)], we have shown that the number $\mathcal{N}_k^{(2)}$ is given by

$$\mathcal{N}_k^{(q)} = 2^{k-1} 2^k (k+1)^{k-2}, \quad k \geq 1. \quad (7.3)$$

In [16], it is proved that

$$\mathcal{N}_k^{(q)} = 2^{k-1} q^k (k(q-1) + 1)^{k-2}, \quad k \geq 1. \quad (7.4)$$

To obtain (7.4), we have developed a kind of Prüfer code that we refer to the color Prüfer code. Now to treat (7.2) we need to take into account the multiplicities of the edges of the diagram. For completeness, we start with a brief explanation of the color Prüfer code we use.

7.1 Prüfer codes for trees and tree-type diagrams of k elements

Let us consider the ensemble \mathbb{T}_k of tree graphs on k vertices that are labeled by numbers $\mathcal{L}_k = \{1, 2, \dots, k\}$. For any tree \mathbf{t}_k from this set, one can construct a sequence \mathcal{P}_k of $k-2$ numbers from \mathcal{L}_k in the following recurrent procedure (one could thought of \mathcal{P}_k as a sequence of $k-2$ ordered boxes, one the initial step of recurrence they are empty): consider the set of leafs $\mathfrak{L}(\mathbf{t}_k)$ of the tree \mathbf{t}_k ; find the maximal leaf $l_{\max}(\mathbf{t}_k)$ and take the label (the number of the vertex of this leaf that is adjacent edges of \mathbf{t}_k different from $l_{\max}(\mathbf{t}_k)$); put this number to the minimal box among empty ones; erase the edge l_{\max} from \mathbf{t}_k and denote the reduced tree by \mathbf{t}'_{k-1} . Consider a new, reduced tree \mathbf{t}'_{k-1} and repeat the steps indicated above with respect to \mathbf{t}'_{k-1} to fulfill the next in step cell of \mathcal{P}_k and so on. It is not hard to see that there is a bijection between the set of trees \mathbb{T}_k and the ensembles of all possible Prüfer codes \mathbb{P}_k and therefore

$$|\mathbb{T}_k| = |\mathbb{P}_k| = k^{k-2}. \quad (7.5)$$

The next step is to count the trees $\tilde{\mathbf{t}}_k$ constructed with the help of k labeled edges. To do this, we consider the set of $k+1$ vertices of $\tilde{\mathbf{t}}_k$ and choose the root vertex ρ . Then consider each edge of $\tilde{\mathbf{t}}_k$ and attribute the number of the edge to its vertex maximally distant from the root vertex ρ . Then for any $\tilde{\mathbf{t}}_k$ we get a tree \mathbf{t}_{k+1} with $k+1$ labeled vertices. This is a bijection, and therefore clearly

$$|\tilde{\mathbb{T}}_k| = \frac{1}{k+1} (k+1)^{k-1} = (k+1)^{k-2}. \quad (7.6)$$

It follows from (7.6) that the number of tree-type diagrams constructed with the help of k labeled λ_2 -elements is given by (7.3). Let us note that in paper [14] we have used another method based on recurrent relations for $\mathcal{N}_k^{(q)}$ and differential equation for the exponential generating function of $\mathcal{N}_k^{(q)}$.

Finally, we consider a generalized Prüfer code for k elements μ_k labeled by letters $\{a, b, \dots, h\}$. Given a tree-type diagram \mathfrak{d}_k , we construct a kind of the Prüfer sequence

$\mathcal{P}_k^{(q)}$ that consists of $k - 1$ cells each filled by a symbol taken from the set of $k(q - 1) + 1$ symbols $0, a_1, \dots, a_{q-1}, b_1, \dots, b_{q-1}, \dots, h_{q-1}$. To do this, we choose a root ρ_e edge of \mathfrak{d}_k and label it by "0"; then we erase the colors of the edges attached to ρ_e and numerate the edges of each μ -elements attached to ρ_e in the clockwise direction from its colorless edge; this is the first lay. Then consider the μ -element attached to the elements of the first lay and erase the color of the edge that this element is attached to the element of the first lay. Numerate the color edges of this element in clockwise direction.

Now we apply to the color diagram the Prüfer recurrent procedure described above that is: find the maximal μ -element \mathbf{a}_{\max} of \mathfrak{d}_k , determine the number j of the color edge of the element that \mathbf{a} is attached to and color "j" in the color of element \mathbf{b} ; put the colored "j" into the first cell of the Prüfer-type sequence $\mathcal{P}_k^{(q)}$ and erase the element \mathbf{a}_{\max} . On this way one gets $(k(q - 1) + 1)^{k-1}$ sequences and after normalizing by the choice of the root edge ρ_e , we get

$$|\mathfrak{D}_k^{(q)}| = q^k (k(q - 1) + 1)^{k-2}, \quad (7.7)$$

where the factor q^k is given by the number of possibilities to choose one edge from μ -element whose color is washed out. Taking into account orientation of μ -elements of $\mathfrak{d}_k^{(q)}$, we deduce from (8.7) equality (8.4). It is clear that the number of tree-type diagrams constructed with the help of k λ -elements is exactly the same.

Finally, let us say that we can consider k λ -elements having different number of edges that we denote by r_1, r_2, \dots, r_k , $1 \leq r_i \leq q$. Then the total number of tree-type diagrams constructed with the help of these elements is given by

$$\mathcal{N}_{r_1, r_2, \dots, r_k} = 2^{k-1} (r_1 + \dots + r_k - k + 1)^{k-2} \prod_{i=1}^k r_i. \quad (7.8)$$

For more details, explanations and examples, see [16].

7.2 Tree-type diagrams with multiple edges

Regarding a tree-type diagram T_k with given Prüfer sequence $\mathcal{P}_k^{(q)} = \mathcal{P}(T_k)$, we see that if the value $c \in C^{(0)}$ is present i times in \mathcal{P}_k , then \tilde{T}_k has a multi-edge of multiplicity $i + 1$. This observation is true also for the value 0 when the extendent Prüfer code $\hat{\mathcal{P}}_k^{(q)} = (\mathcal{P}_k^{(q)}, \{0\})$ is considered.

Given σ_k (2.19), we say that sequence $\mathcal{P}_k^{(q)}$ belongs to the class $\mathcal{C}(\sigma_k)$, if it contains s_j groups (or subsets) of j elements, $1 \leq j \leq k - 1$. Thus we can separate the ensemble of all possible $(k(q - 1) + 1)^{k-1}$ Prüfer sequences into a union of subsets, each subset being a class of equivalence; each class of equivalence is characterized by corresponding σ_k .

Lemma 7.1. *The number of σ_k -type Prüfer sequences $\mathcal{N}_{k,q}^{(\sigma_k)}$ is given by expression*

$$\mathcal{N}_{k,q}^{(\sigma_k)} = (k - 1)! \frac{(k(q - 1) + 1)!}{(k(q - 1) + 1 - m)!} \prod_{i=1}^{k-1} \frac{1}{(i!)^{s_i} s_i!}, \quad m = |\sigma_k|. \quad (7.9)$$

Proof of Lemma 7.1. It is known that the cardinality of the class $\mathcal{C}(\sigma_k)$ is given by the following expression,

$$\Xi(\sigma_k) = \frac{(k-1)!}{(1!)^{s_1} s_1! (2!)^{s_2} s_2! \cdots ((k-1)!)^{s_{k-1}} s_{k-1}!}. \quad (7.10)$$

To get a realization of the Prüfer sequence, we have to fill $s_1 + s_2 + \cdots + s_{k-1} = m$ cells by different values taken from the set of $k(q-1) + 1$ elements. This can be done in the following number of ways,

$$\Upsilon_{k,m} = (k(q-1) + 1) \cdot k(q-1) \cdots (k(q-1) - m + 1) = \frac{(k(q-1) + 1)!}{(k(q-1) - m + 1)!}. \quad (7.11)$$

And we get the number of $\bar{\sigma}$ -type extended Prüfer codes

$$\mathcal{N}_{k,q}^{(\sigma_k)} = \Xi(\sigma_k) \times \Upsilon_{k,m} = (k-1)! m! \binom{k(q-1) + 1}{m} \prod_{i=1}^{k-1} \frac{1}{s_i! (i!)^{s_i}}. \quad (7.12)$$

Lemma 7.1 is proved. \square

8 Transition $q \rightarrow \infty$ and Poisson distributions

The right-hand side of (7.9) can be used in the computation of the k -th moment of the sum of $k(q-1) + 1$ i.i.d. Bernoulli random variables ξ_i , $1 \leq i \leq k(q-1) + 1$ with mean value p . Indeed, rewriting the k -moment in the form

$$\mathbf{E}(\xi_1 + \xi_2 + \cdots + \xi_{k(q-1)+1})^k = \sum_{1 \leq i_1, i_2, \dots, i_k \leq k(q-1)+1} \mathbf{E}(\xi_{i_1} \xi_{i_2} \cdots \xi_{i_k}), \quad (8.1)$$

where \mathbf{E} denotes the mathematical expectation with respect to the measure generated by the family $\{\xi_i, 1 \leq i \leq k(q-1) + 1\}$, and considering a realization $\langle i_1, \dots, i_k \rangle$ such that there are l_j subsets of j elements, $1 \leq j \leq k$ that have an equal value, we get

$$\mathbf{E}(\xi_{i_1} \xi_{i_2} \cdots \xi_{i_k}) = p^{l_1} p^{l_2} \cdots p^{l_k} = p^m, \quad m = l_1 + l_2 + \cdots + l_k.$$

Remembering definitions (7.10) and (7.11), we see that the sum over all m and $\bar{\sigma}$ such that $|\bar{\sigma}| = m$ gives the following relation,

$$\begin{aligned} \mathbf{E}(\xi_1 + \xi_2 + \cdots + \xi_{k(q-1)+1})^k &= \sum_{m=1}^k p^m \Upsilon_{k,m} \sum_{\substack{\sigma_k = (l_1, \dots, l_{k-1}) \\ |\sigma_k| = m, \|\sigma_k\| = k-1}} \Xi(\sigma_k) \\ &= \sum_{m=1}^k (k-1)! m! \binom{k(q-1) + 1}{m} \sum_{\substack{\sigma_k = (l_1, \dots, l_{k-1}) \\ |\sigma_k| = m, \|\sigma_k\| = k-1}} \prod_{j=1}^{k-1} \frac{p^{l_j}}{l_j! (j!)^{l_j}}, \end{aligned} \quad (8.2)$$

Comparing the right-hand side of (8.2) with that of (2.17), we observe that equality (8.2) can be regarded as a bridge between cumulants of $Y^{(q)}$ -model and the moments of sums of Bernoulli random variables.

Returning to variables $Y_{N,c,R}^{(q)}$, it is natural to ask about asymptotic distribution (or estimates) in the limit $(N, c, R)_0 \rightarrow \infty$ when q tends also to infinity. We replace this question by more simple one about the asymptotic behavior or asymptotic upper bounds of the limiting expressions of cumulants of $Y_{N,c,R}^{(q)}$ give by Theorems 2.1 and 2.2.

8.1 Limiting transition $q \rightarrow \infty$ in A -matrix Y -models

Regarding the A -matrix $Y^{(q)}$ -models, we replace for simplicity V_0 by 1 and we arrive at the conclusion that

$$\Phi_k^{(q,1)} = 2^{k-1} q^k (k(q-1) + 1)^{k-2} = (2q^2)^{k-1} \left(k + \frac{1}{q-1}\right)^{k-2} \left(1 - \frac{1}{q}\right)^{k-2}. \quad (8.3)$$

Then we can conclude that

$$\lim_{q \rightarrow \infty} 2q^2 \text{Cum}_k \lim_{(N,c,R)_0^{(1)} \rightarrow \infty} \left(\frac{1}{2q^2} \frac{N^{q-1}}{(cR)^{q-1}} Y^{(q)} \right) = C_k = k^{k-2}. \quad (8.4)$$

This means that the series $\sum_{k=1}^{\infty} C_k t^k$ has the convergence radius $\rho = e^{-1}$. This can be regarded as an estimate from above for the asymptotic radius of convergence for the mathematical expectation $\mathbb{E} \exp\{t\tilde{Y}^{(q)}\}$, where $\tilde{Y}^{(q)} = Y^{(q)} N^{q-1} / (cR)^{q-1}$.

Let us note that using (8.2), we can write the following relation,

$$\begin{aligned} \Phi_k^{(q,1)} &= \frac{q^k (k-1)!}{k(q-1)+1} \sum_{m=1}^{k-1} \frac{(k(q-1)+1) \cdots (k(q-1)-m+2)}{p^m} \sum_{\substack{\sigma_k = (l_1, \dots, l_{k-1}) \\ |\sigma_k| = m, \|\sigma_k\| = k-1}} \prod_{i=1}^{k-1} \frac{1}{l_i!} \left(\frac{p}{i!}\right)^{l_i} \\ &\leq \frac{q^k}{p^{k-1} (k(q-1)+1)} \mathbf{E} (\xi_1 + \cdots + \xi_{k(q-1)+1})^{k-1}. \end{aligned}$$

Taking $p = 1/(q-1)$, we get the upper bound

$$\Phi_k^{(q,1)} \leq \frac{q^{2k-1}}{k(q-1)+1} \mathbf{E} (\hat{\xi}_1 + \cdots + \hat{\xi}_{k(q-1)+1})^{k-1}, \quad (8.5)$$

where

$$\hat{\xi}_i = \begin{cases} 1, & \text{with probability } 1/(q-1), \\ 0, & \text{with probability } 1 - 1/(q-1). \end{cases} \quad (8.6)$$

In the limit of infinite q , the right-hand side of (8.5), when properly normalized, is asymptotically close to the k -th moment of the Poisson random variable. This observation is useless here because of relation (8.4), but it can serve in the studies of the cumulants of $Y^{(q)}$ -models with weighted $A^{(w)}$ -matrices.

8.2 Limiting transition $q \rightarrow \infty$ in A_w -matrix Y -model

In the case of A_w -matrix $Y^{(q)}$ -models, we have no explicit expression as (8.3) and an upper bound of the form (8.5) can be useful. Indeed, we can rewrite the right-hand side of (2.17) as follows

$$\Theta_k^{(q,1)} = \frac{q^k (k-1)!}{k(q-1)+1} V_1^{k(q-1)+1} \sum_{m=1}^{k-1} m! \binom{k(q-1)+1}{m} \sum_{\substack{(s_1, \dots, s_{k-1}) \\ |\sigma_k|=m, \|\sigma_k\|=k-1}} \prod_{i=1}^{k-1} \frac{1}{s_i!} \left(\frac{V_{i+1}/V_1}{i!} \right)^{s_i}$$

Assuming that V_{i+1}/V_1 represents the i -th moment of a random variable κ ,

$$V_{i+1}/V_1 = \int (1+\psi^2(x))^{i+1} e^{-\psi^2(x)} dx / \int (1+\psi^2(x)) e^{-\psi^2(x)} dx = \int (1+\psi^2(x))^i f(x) dx = \mathbf{E} \kappa^i$$

where $\kappa = 1 + \psi^2(\zeta)$ and ζ has a probability distribution with the density

$$f(x) = \frac{1}{V_1} (1 + \psi^2(x)) e^{-\psi^2(x)},$$

we get the following representation of the limiting cumulants $\Theta_k^{(q,1)}$ similar to (8.5),

$$\Theta_k^{(q,1)} \leq \frac{q^{2k-1} V_1^{k(q-1)+1}}{k(q-1)+1} \mathbf{E} \left(\kappa_1 \hat{\xi}_1 + \dots + \kappa_{k(q-1)+1} \hat{\xi}_{k(q-1)+1} \right)^{k-1}. \quad (8.7)$$

We see that the normalized limiting cumulants $\Theta_k^{(q,1)}/q^2 V_1^{q-1}$ admit asymptotic upper bound by $(k-1)$ -th moment of the random variable

$$\mathcal{Y}_k^{(q)} = \kappa_1 \hat{\xi}_1 + \dots + \kappa_{k(q-1)+1} \hat{\xi}_{k(q-1)+1},$$

where ξ_i are determined by (8.6). If $q \rightarrow \infty$, then $\mathcal{Y}_k^{(q)}$ converges in law to a random variable \mathcal{Y} that follows the compound Poisson distribution $\mathcal{P}^{(\kappa)}$,

$$\mathcal{Y}_k^{(q)} \xrightarrow{\mathcal{L}} \mathcal{Y}_k, \quad q \rightarrow \infty, \quad \mathcal{Y}_k \sim \mathcal{P}^{(\kappa)} \quad (8.8)$$

with mean value $k\delta$, $\delta = V_2/V_1$. Asymptotic properties of high moments of the compound Poisson distribution,

$$\mathcal{M}_{k-1} = \mathbf{E}(\mathcal{Y}_k)^{k-1}, \quad k \rightarrow \infty$$

have been studied in papers [15, 16]. We have

$$\mathcal{M}_{k-1} = \left(k\delta e^{v(s)} (1 + o(1)) \right)^k, \quad k \rightarrow \infty, \quad (8.9)$$

where

$$\mathcal{S}(u) = \sum_{k \geq 0} \mathbf{E} \kappa^k \frac{u^k}{k!},$$

$$v(s) = \frac{\mathcal{S}(u) - 1}{u \mathcal{S}'(u)} - 1 + \ln \mathcal{S}'(u)$$

and the value of u is such that

$$u\mathcal{S}'(u) = \frac{1}{s}.$$

Using convergence (8.8) and upper estimate (8.9), we can speculate on the upper bound estimate of the limiting cumulants $\Theta_k^{(q,1)}$ and write that for large values of q and k the following asymptotic inequality holds,

$$\frac{1}{q^2 V_1^{q-1}} \left(\frac{\Theta^{(q,1)}}{k!} \right)^{1/k} \leq \left(\frac{V_1}{k(q-1)+1} \right)^{1/k} \frac{V_2}{V_1} \min_{s>0} e^{v(s)-1} (1+o(1)), \quad (N, c, R)_0^{(4)} \rightarrow \infty. \quad (8.10)$$

It is clear that relation (8.10) is difficult to justify rigorously, but it can serve as a hint for future results that can be proved.

References

- [1] P. Akara-pipattana, Th. Chotibut, O. Evnin, The birth of geometry in exponential random graphs, *J. Phys. A.: Math. Gen.* **54** (2021) 425001
- [2] J. Ambjørn, B. Durhuus, Th. Jonsson, *Quantum geometry. A statistical field theory approach*, Cambridge University Press, Cambridge, 1997, xiv+363 pp.
- [3] A. Annibale, O.T. Courtney, The two-star model: exact solution in the sparse regime and condensation transition, *J. Phys. A: Math. Gen.* **A48** (2015) 36001, 21 pp.
- [4] I. Benjamini, N. Berger, The diameter of long-range percolation clusters on finite cycles, *Random Structures Algorithms* **19** (2001) 102-111
- [5] B. Bollobás, *Random Graphs*, Cambridge Studies in Advanced Mathematics, Cambridge University Press, 2001, xvii+496pp.
- [6] E. Brézin, Sh. Hikami, *Random matrix theory with an external source*, Springer Briefs Math. Phys., **19** Springer, Singapore, 2016. xii+138 pp.
- [7] S. Chakraborty, R. Van Der Hofstad, F. Den Hollander, Sparse random graphs with many triangles, *arXiv: 2112.06526*
- [8] S. Chatterjee, P. Diaconis, Estimating and understanding exponential random graphs model, *Ann. Stat.* **41** (2013) 2428-2461
- [9] D. Coppersmith, D. Gamarnik, M. Sviridenko, The diameter of a long-range percolation graph, *Random Structures Algorithms*, **21** (2002) 1-13
- [10] S. Ganguly, E. Hiesmayr, K. Nam, Upper tail behavior of the number of triangles in random graphs with constant average degree, *arXiv: 2202.06916*
- [11] O. Häggström, J. Jonasson, Phase transition in random triangle model, *J. Appl. Probab.* **36** (1999) 1101-1115

- [12] P.W. Holland, S.Leinhardt, An exponential family o probability distributions for directed graphs, *Journal of Amer. Stat. Ass.* **76** (1981) 33-50
- [13] J. Jonasson, The random triangle model, *J. Appl. Probab.* **36** (1999) 852-867
- [14] O. Khorunzhiy, On connected diagrams and cumulants of Erdős-Rényi matrix models, *Comm. Math. Phys.* **282** (2008), 209-238
- [15] O. Khorunzhiy, On asymptotic properties of Bell polynomials and concentration of vertex degree of random graphs, *J. Theoret. Probab.* **35** (2022) 20-51
- [16] O. Khorunzhiy, On asymptotic properties of high moments of compound Poisson distribution, *arXiv: 2007.00379*
- [17] O. Khorunzhiy, Enumeration of tree-type diagrams assembled from oriented chains of edges, *arxiv: 2207.00766*
- [18] V. S. Koroljuk, N. I. Portenko, A. V. Skorohod, and A. F. Turbin. *A manual on probability theory and mathematical statistics*, "Naukova Dumka", Kiev, 1978, 582 pp.
- [19] P.-A. Maugis, Central limit theorems for local network statistics, *arXiv: 2006.15738*
- [20] M.E.J. Newman, Random graphs with clustering, *arxiv: 09.03.4009*
- [21] H. Prüfer, Neuer Beweis eines Satzes über Permutazionen, *Arch. Math. Phys.* **27** (1918) 742-744
- [22] E. Wigner, Characteristic vectors of bordered matrices with infinite dimensions, *Ann. of Math.* **62** (1955) 548-564