

# Spontaneous orbital selective Mott phase in the two band Hubbard model

Emile Pangburn,<sup>1</sup> Louis Haurie,<sup>1</sup> Sébastien Burdin,<sup>2</sup> Catherine Pépin,<sup>1</sup> and Anurag Banerjee<sup>1</sup>

<sup>1</sup>*Institut de Physique Théorique, Université Paris-Saclay, CEA, CNRS, F-91191 Gif-sur-Yvette, France*

<sup>2</sup>*Université de Bordeaux, CNRS, LOMA, UMR 5798, F-33400 Talence, France*

Quantum materials featuring both itinerant and localized degrees of freedom exhibit numerous exotic phases and transitions that deviate from the Ginzburg-Landau paradigm. This work uses the composite operator formalism to examine two-orbital strongly correlated Hubbard models. We observe the spontaneous breaking of orbital symmetry, where the electron density in one of the orbitals reaches half-filling, resulting in an orbitally selective Mott phase (OSMP). This broken symmetry phase becomes unstable at a critical average electronic density away from half-filling. Furthermore, significant orbital differentiation persists up to a moderate inter-orbital hopping, beyond which the system abruptly transitions to an orbitally uniform phase. In the OSMP phase, the electrons in the two orbitals are weakly hybridized, resulting in a small Fermi surface. The volume of the Fermi surface jumps at the transition from the OSMP to the orbitally uniform phase. We also discuss the physical mechanisms leading to the collapse of the OSMP phase under different perturbations.

## I. INTRODUCTION

Investigating strong electronic correlations is a central challenge in quantum matter, underlying many nontrivial phenomena, such as high- $T_c$  superconductivity [1–3], Mott insulator [4–7], and heavy Fermions [8–11], among others. The significant interactions between different degrees of freedom of quantum materials lead to multiple broken symmetry phases, resulting in an extremely rich phase diagram.

Orbital degrees of freedom can lead to intriguing phenomena in strongly correlated quantum matter such as spontaneous orbital symmetry breaking, Hund metallicity [12]. The orbital selective Mott phase (OSMP) was first proposed to explain the coexistence of metallic and magnetic properties in ruthenates [13, 14] and has since been recognized as key for understanding the normal [15] and superconducting properties [16, 17] of iron-based superconductors. It is also crucial for understanding the local versus nonlocal duality in  $f$ -electron-based compounds [18]. The OSMP is characterized by the selective localization of electrons in specific orbitals, while electrons in other orbitals remain itinerant. Initial evidence came from Angle-resolved photoemission spectroscopy (ARPES) studies [19] in  $\text{Ca}_{1.8}\text{Sr}_{0.2}\text{RuO}_4$ , followed by similar observations in iron-chalcogenides [20]. In these materials, the spectral weight of the  $d_{xy}$  orbitals vanishes upon cooling, while the spectral weight of other  $3d$  orbitals remains non-zero. More recently, theoretical proposals suggest that OSMP could also emerge in twisted bilayer systems such as twisted dichalcogenides [21] and twisted trilayer graphene [22].

The theoretical model often used to describe this phase is a multiorbital Hubbard model with intraorbital and interorbital on-site repulsion  $U$  and  $U'$ , and Hund's coupling  $J_H$  [23]. In the strong correlation regime,  $U$  prevents double occupancy, favoring antiferromagnetism on a square lattice, while  $J_H$  promotes local spin alignment across different orbitals, corresponding to ferromagnetic interaction. Both  $U'$  and  $J_H$  are correlated interactions between orbitals. Previous works [24, 25] highlight Hund's coupling as the primary factor in stabilizing the OSMP phase in non-degenerate correlated orbitals by suppressing orbital fluctuations through spin

locking.

The OSMP phase can be defined as the complete localization of one orbital entirely decoupled from the other metallic orbitals [26]. The stability of the OSMP phase with interorbital hoppings remains a subject of debate. While there is agreement among various methods that an OSMP exists when the hopping between different orbitals is negligible, the situation becomes more intricate when it is non-zero. The slave-spin formalism indicates the stability of the OSMP phase with inter-orbital hopping [27, 28], with the hybridization of the localized orbitals to the others renormalized to zero. Single-site dynamical mean field theory (DMFT) claims [26] that any inter-orbital hopping should lead to a finite hybridization. Nevertheless, both methods agree that even with finite hybridization, orbital differentiation exists with a significant difference in effective mass.

This paper investigates the degenerate two-band Hubbard model, also known as the bilayer Hubbard model [29], with only intra-orbital on-site repulsion  $U$ . We examine the effect of finite intraorbital hopping while varying the total electron density in the strong correlation regime. In this regime, it is suitable to start from the atomic Hamiltonian ( $t = 0$ ) and generate a set of quasiparticle operators for the ground state. In these schemes, electrons in a strongly interacting regime are generally considered a sum of weakly interacting excitations [30]. These excitations correspond to holons and doublons in the strongly correlated limit of the one-band Hubbard model, both of which have identical quantum numbers to the electron. This results in the emergence of the lower and upper Hubbard bands, characterized predominantly by holons and doublons, respectively. Such schemes can be contrasted with slave-boson methods [31–33] where the electron fractionalizes into emergent operators that carry fractions of the electron's charge and spin. This introduces gauge freedom, making the model equivalent to solving gauge theories.

Using the composite operator method (COM) [34–38], we explore the strongly correlated limit of the two band Hubbard model. This technique has previously been applied to specific solutions of the two-band Hubbard model [39], demonstrating the existence of an OSMP phase. The objective of this paper is to perform a detailed study of the physical properties and orbital symmetry-breaking phase in such a model.

Our central finding is the emergence of a spontaneous orbital differentiation phase for moderate values of interorbital hopping without explicit symmetry-breaking parameters between the two orbitals [29]. Our results offer a complementary perspective to slave-boson and DMFT approaches in similar models and provide novel insights into the impact of finite inter-orbital hopping on the OSMP phase and its abrupt destabilization. Additionally, we investigate the correspondence between the Kondo lattice model and this two-orbital Hubbard model [40, 41], particularly examining whether complete Kondo breakdown [42] occurs in the OSMP phase.

The plan for the rest of the paper is as follows. The next section discusses the model and the composite operator formalism for the two-band Hubbard model. The detailed expressions for self-consistency equations and physical observables are presented in Appendix ???. We present the overall phase diagram for the strength of fixed interactions in Sec. (III A). The subsequent subsections discuss the bands, the Fermi surface, the density of states, and quasiparticle residues identifying the two phases. We conclude with a discussion of the results in Sec. (IV).

## II. MODEL AND METHOD

We work with the two-band Hubbard model

$$\begin{aligned} \mathcal{H} = & - \sum_{ij\alpha\sigma} t_{ij}^\alpha c_{i\alpha\sigma}^\dagger c_{j\alpha\sigma} - \lambda \sum_{i\sigma} (c_{ix\sigma}^\dagger c_{iy\sigma} + c_{iy\sigma}^\dagger c_{ix\sigma}) \\ & + \sum_{i\alpha} U^\alpha \hat{n}_{i\alpha\uparrow} \hat{n}_{i\alpha\downarrow} - \mu \sum_{i\alpha} \hat{n}_{i\alpha\sigma} \end{aligned} \quad (1)$$

Here,  $c_{i\alpha\sigma}$  ( $c_{i\alpha\sigma}^\dagger$ ) annihilates (creates) an electron at site  $i$  with orbital  $\alpha$  and spin  $\sigma$ , where  $\sigma = \uparrow, \downarrow$  for spin-1/2 electrons and  $\alpha = x, y$  in a square lattice. The number operator is defined as  $\hat{n}_{i\alpha\sigma} = c_{i\alpha\sigma}^\dagger c_{i\alpha\sigma}$ , and the local electron density is the expectation value of the number operator,  $n_{i\alpha\sigma} = \langle \hat{n}_{i\alpha\sigma} \rangle$ .

The first term represents intraorbital hopping between neighboring sites  $i$  and  $j$ , set to  $t_{ij} = t$  if  $i$  and  $j$  are nearest neighbors; otherwise, zero. We set  $t^x = t^y = t$  in this work, and all our energy scales are in units of  $t = 1$ . The second term describes on-site interorbital hopping with a coupling constant  $\lambda$ . The third term accounts for intra-orbital on-site repulsion between electrons. We assume that this intra-orbital repulsion has an equal strength for both orbitals  $U^x = U^y = U > 0$ . The chemical potential  $\mu$  fixes the total electron density of the system  $n = (1/N) \sum_{i,\alpha,\sigma} \langle \hat{n}_{i\alpha\sigma} \rangle$  which can vary from  $n \in [0, 4]$ . Here is the number of lattice points in the system. Our analysis of the system is valid in the strong correlation regime where  $U \gg t, \lambda$ .

### A. Composite operators - Equation of Motion

In the strong correlation regime, the excitation of the singly occupied ground state are given by holon ( $\xi$ ) and doublon ( $\eta$ )

single orbital operators

$$\xi_{i,\alpha\sigma} = c_{i\alpha\sigma} (1 - n_{i,\alpha\bar{\sigma}}), \quad (2)$$

$$\eta_{i,\alpha\sigma} = c_{i\alpha\sigma} n_{i,\alpha\bar{\sigma}}. \quad (3)$$

The composite operator method (COM) [37] is an equation of motion technique to compute the electronic Green's function  $\mathcal{G}(\mathbf{k}, \omega)$  and hence other physical quantities. For the two-band Hubbard model with only intra-orbital electronic repulsion, the paramagnetic composite operator basis is defined by

$$\Psi = (\dots, \xi_{ix\sigma}, \eta_{ix\sigma}, \xi_{iy\sigma}, \eta_{iy\sigma}, \dots)^T, \quad (4)$$

leading to a  $4N$  component vector. The matrix form of the Green's function in the imaginary time  $\tau$  is written as

$$\mathbf{G}(\tau) = - \langle T_\tau (\Psi(\tau) \Psi^\dagger(0)) \rangle, \quad (5)$$

Here  $T_\tau$  is the time ordering operator. The equation of motion for the Green's function is

$$-\partial_\tau \mathbf{G}(\tau) = \delta(\tau) \langle \{ \Psi(0), \Psi^\dagger(0) \} \rangle - \langle T_\tau (\mathbf{j}(\tau) \Psi^\dagger(0)) \rangle, \quad (6)$$

where we defined the current as  $\mathbf{j}(\tau) = -[\mathcal{H}, \Psi](\tau)$ . Next we define the normalization matrix  $\mathbb{I}$  and  $\mathbb{M}$ -matrix as

$$\mathbb{I} = \langle \{ \Psi(0), \Psi^\dagger(0) \} \rangle, \quad (7)$$

$$\mathbb{M}(\tau) = \langle T_\tau (\mathbf{j}(\tau) \Psi(0)) \rangle. \quad (8)$$

To close the equations in this order, we focus solely on the current along the composite operator, as defined in Eq. (4), we obtain

$$\mathbf{j}(\tau) \approx \mathbb{E} \Psi(\tau). \quad (9)$$

Here,  $\mathbb{E}$  represents the energy matrix, ensuring the current remains proportional and aligned with the defined basis. Using Eq. (6), Eq. (7), Eq. (8) and Eq. (9) we get the definition of the  $\mathbb{E}$ -matrix and  $\mathbb{M}(0)$ -matrix

$$\mathbb{M}(0) = \langle \{ \mathbf{j}(0), \Psi^\dagger(0) \} \rangle, \quad (10)$$

$$\mathbb{E}(0) = \mathbb{M}(0) \mathbb{I}^{-1}. \quad (11)$$

Putting Eq. (9) in Eq. (6), we obtain

$$-\partial_\tau \mathbf{G}(\tau) = \delta(\tau) \mathbb{I} - \mathbb{E}(0) \langle T_\tau (\Psi(\tau) \Psi^\dagger(0)) \rangle. \quad (12)$$

Next we Fourier transform to Matsubara frequency and after making appropriate analytic continuation, we get advanced and retarded Green's functions

$$\mathbf{G}^{R/A}(\omega) = [(\omega \pm i\epsilon) \mathbb{1} - \mathbb{E}]^{-1} \mathbb{I}, \quad (13)$$

where  $\mathbb{1}$  is the identity matrix, and  $\epsilon > 0$  is small. Now we need to calculate the  $\mathbb{M}$ ,  $\mathbb{I}$  and hence  $\mathbb{E}$ -matrix to obtain the composite Green's function. These matrices are  $4N \times 4N$  matrices that incorporate the lattice structure. In the following, we exploit  $C_4$  rotational symmetry to reduce the number

of self-consistent parameters and translation invariance to perform a Fourier transform and conduct the calculations in momentum space. Consequently, these matrices become block diagonal in the momentum representation, similar to the retarded and advanced Green's functions

$$\mathbf{G}^{R/A}(\mathbf{k}, \omega) = [(\omega \pm i\epsilon)\mathbb{1} - \mathbf{E}(\mathbf{k})]^{-1} \mathbb{1}. \quad (14)$$

The poles of  $\mathbf{G}^{R/A}(\mathbf{k}, \omega)$  correspond to the eigenvalues  $E^i(\mathbf{k})$  of  $\mathbf{E}(\mathbf{k})$ . We calculate the matrices for the two-band Hubbard model in the next subsection.

### B. Computation of E and Matrix

Using the approximation for computing the current Eq.(9) along with the definition of the M-matrix Eq. (10) we arrive at the components of the M-matrix.

$$\begin{aligned} \mathbb{M}_{11}(\mathbf{k}) &= -\mu(1 - n_x/2) - 4te_{xx} - \lambda e_{xy} \\ &\quad - \gamma(\mathbf{k})(1 - n_x + p_{xx}) = \mathbb{M}'_{33}(\mathbf{k}) \end{aligned} \quad (15)$$

$$\begin{aligned} \mathbb{M}_{12}(\mathbf{k}) &= 4te_{xx} + \lambda e_{xy} - \gamma(\mathbf{k})(n_x/2 - p_{xx}) \\ &= \mathbb{M}_{21}(\mathbf{k}) = \mathbb{M}'_{34}(\mathbf{k}) = \mathbb{M}'_{43}(\mathbf{k}) \end{aligned} \quad (16)$$

$$\begin{aligned} \mathbb{M}_{22}(\mathbf{k}) &= -(\mu - U)n_x/2 - 4te_{xx} - \lambda e_{xy} \\ &\quad - \gamma(\mathbf{k})(1 - n_x + p_{xx}) = \mathbb{M}'_{44}(\mathbf{k}) \end{aligned} \quad (17)$$

$$\mathbb{M}_{13}(\mathbf{k}) = -\lambda(1 - n_x/2 - n_y/2 + p_{xy}) = \mathbb{M}_{31}(\mathbf{k}) \quad (18)$$

$$\begin{aligned} \mathbb{M}_{23}(\mathbf{k}) &= -\lambda(n_x/2 - p_{xy}) \\ &= \mathbb{M}_{32}(\mathbf{k}) = \mathbb{M}'_{14}(\mathbf{k}) = \mathbb{M}'_{41}(\mathbf{k}) \end{aligned} \quad (19)$$

$$\mathbb{M}_{24}(\mathbf{k}) = -\lambda p_{xy} = \mathbb{M}_{42}(\mathbf{k}) \quad (20)$$

Here  $\gamma(\mathbf{k}) = 2t(\cos(k_x) + \cos(k_y))$ . Moreover, in  $\mathbb{M}'$ , the orbital indices  $x$  and  $y$  are interchanged compared to  $\mathbb{M}$ . For instance,  $\mathbb{M}_{33}$  has the same expression as  $\mathbb{M}_{11}$  with all the subscript  $x$  and  $y$  interchanged. We also define average orbital electron density as

$$n_\alpha = \frac{1}{N} \sum_{i,\sigma} \langle \hat{n}_{i,\alpha,\sigma} \rangle. \quad (21)$$

Furthermore, we introduced the following bond-expectation value averaged over nearest-neighbor.

$$\begin{aligned} e_{\alpha\beta} &= \frac{1}{4N} \sum_{\langle i,j \rangle} \left( \langle \xi_{j\alpha\sigma} \xi_{i\beta\sigma}^\dagger \rangle - \langle \eta_{j\alpha\sigma} \eta_{i\beta\sigma}^\dagger \rangle \right. \\ &\quad \left. + \langle \eta_{j\beta\sigma} \xi_{i\alpha\sigma}^\dagger \rangle - \langle \eta_{j\alpha\sigma} \xi_{i\beta\sigma}^\dagger \rangle \right) \end{aligned} \quad (22)$$

$$p_{\alpha\beta} = \frac{1}{4N} \sum_{\langle i,j \rangle} \langle \hat{n}_{i\alpha\sigma} \hat{n}_{j\beta\sigma} \rangle + \langle S_{i\alpha}^- S_{j\beta}^+ \rangle - \langle \Delta_{i\alpha} \Delta_{j\beta}^\dagger \rangle \quad (23)$$

with  $S_{i\alpha}^- = c_{i\alpha\downarrow}^\dagger c_{i\alpha\uparrow}$ ,  $S_{i\alpha}^+ = c_{i\alpha\uparrow}^\dagger c_{i\alpha\downarrow}$  and  $\Delta_{i\alpha} = c_{i\alpha\uparrow} c_{i\alpha\downarrow}$ .

The normalization matrix is diagonal and is given by

$$\mathbb{I} = \text{diag} \left[ (1 - n_x/2, n_x/2, 1 - n_y/2, n_y/2) \right] \quad (24)$$

### C. Correlation function and self-consistency

The  $M$ -matrix and the  $I$ -Matrix depends on nine initially unknown parameters ( $e_{\alpha\beta}, p_{\alpha\beta}, n_\alpha, \mu$ ). Note that to evaluate the unknown parameter  $n_\alpha$  and  $e_{\alpha\beta}$  we only need the single particle on-site and nearest neighbor inter-site correlation functions.

$$\begin{aligned} C_{|\mathbf{r}_i - \mathbf{r}_j|}^{ab} &= -\frac{1}{2\pi N i} \sum_{\mathbf{k}} e^{i\mathbf{k} \cdot (\mathbf{r}_i - \mathbf{r}_j)} \int d\omega [(1 - n_F(\omega)) \\ &\quad \times (G^R(\mathbf{k}, \omega) - G^A(\mathbf{k}, \omega))_{ab}]. \end{aligned} \quad (25)$$

Here  $a$  and  $b$  are integers between  $\{1, 4\}$  and  $n_F(\omega)$  is the usual Fermi-Dirac distribution. Assuming  $C_4$  rotation symmetry we can compute the correlation by performing the  $\omega$  integral in Eq. (25) analytically [37].

Using the on-site ( $C_0^{ab}$ ) and nearest neighbor ( $C_1^{ab}$ ) correlation functions we can write the orbital density as

$$n_x = 2 \left( 1 - \sum_{i,j=1}^2 C_0^{ij} \right), \quad (26)$$

$$n_y = 2 \left( 1 - \sum_{i,j=3}^4 C_0^{ij} \right). \quad (27)$$

We define the difference in orbital density as  $\delta n = (n_x - n_y)/2$  as a self-consistent parameter, and fix the total density  $n = n_x + n_y$  using the chemical potential  $\mu$ . Similarly the  $e$ -parameters can be recalculated by

$$e_{xx} = C_1^{11} - C_1^{22}, \quad (28)$$

$$e_{yy} = C_1^{33} - C_1^{44}, \quad (29)$$

$$e_{xy} = C_0^{31} + C_0^{41} - C_0^{23} - C_0^{24}, \quad (30)$$

$$e_{yx} = C_0^{13} + C_0^{23} - C_0^{41} - C_0^{42}. \quad (31)$$

However,  $p_{\alpha\beta}$  is a two-particle correlation function that cannot be evaluated directly from single-particle correlation functions. For the one-band Hubbard model,  $p$  has also been computed by enforcing the Pauli principle  $\langle \xi_i \eta_i^\dagger \rangle = 0$  [43]. In the two-band Hubbard model, such approach leaves the computation of interorbital  $p_{xy}$  ambiguous. Therefore, we evaluate  $p_{\alpha\beta}$  for  $\alpha, \beta \in \{x, y\}$  using the Roth decoupling scheme [44], which we outline in Appendix (A). The  $p$ -parameter depends on three distinct nearest neighbor correlation functions as seen in Eq. (23). The expression for density-density correlations in terms of  $C_0^{ab}$  and  $C_1^{ab}$  is given in Eq. (A13). Similarly the expression for  $\langle S_{i\alpha}^- S_{j\beta}^+ \rangle$  in terms of correlation functions is presented in Eq. (A14) and  $\langle \Delta_{i\alpha} \Delta_{j\beta}^\dagger \rangle$  is presented in Eq. (A15). Using these one can recalculate two intraorbital and one interorbital  $p_{\alpha\beta}$ .

Subsequently, we solve these nine coupled self-consistency equations. In the orbital-selective Mott phase, one of the orbitals becomes half-filled. Therefore, we initialize with the guess  $\delta n = (2 - n)$  and solve the self-consistency equations.

If the converged solution has one of the orbital densities approaching half-filling  $n_\alpha \rightarrow 1$ , then that solution represents the OSMP phase. In the literature [26, 45, 46], the OSMP phase is defined by the vanishing hybridization between the localized electrons in a given orbital and the other itinerant orbitals. If the localized orbital has a density very close to, but not exactly, 1 due to finite hybridization, then the system's physical properties are effectively identical to those of a conventional OSMP phase for all practical purposes. In the following, we will extend the term OSMP to include such phases. Conversely, a solution with  $\delta n = 0$  represents an orbitally uniform phase (OUP). We compare the energy per site  $E_s$  of these two solutions to identify the lower energy solution.

### III. RESULTS

We perform the calculations for a square lattice with linear dimension  $L = 300$  with periodic boundary conditions. The repulsion strength is fixed at  $U = 20t$  for the results presented in the main text. However, we have ensured the reliability of our qualitative conclusions across various repulsion strengths ranging from  $U = 9t$  to  $U = 20t$ . Our investigation spans a range of average electronic densities between  $n = 1.50$  and  $n = 1.94$ . We focus on discerning orbital symmetry breaking within systems invariant under spin-rotation and translation.

#### A. Phase diagram

In Fig. (1A), we present the phase diagram of the model in the total electron density  $n$  and inter-orbital hopping  $\lambda$  plane, with  $U = 20t$  for each orbital. The orbitally uniform phase exhibits identical orbital electron densities, akin to the scenario described in ref.[38] for disconnected orbitals. Such a uniform orbital density solution is found across the entire phase diagram. However, an orbital selective Mott phase emerges above the black line. In the OSMP phase, the density of one orbital spontaneously approaches half-filling.

In Fig. (1B) illustrates the difference in electron density between the two orbitals  $|\delta n|$ . Each line color corresponds to a specific total electron density associated with colored dashed lines in Fig. (1A). Consequently, as  $\lambda$  exceeds a critical value,  $\delta n$  diminishes to zero, indicating a sharp transition to a state with equal density at each orbital. At  $\lambda = 0$ , the electron density at one of the orbital is strictly at half-filling. We can gain insight into this solution by comparing it with the one-band Hubbard model. When one orbital is half-filled, the chemical potential  $\mu$  can be adjusted to ensure the self-consistent equations are met for the other orbital. However, if  $\mu$  evolved such that the half-filled band transitions to a metallic state, the self-consistent conditions for the previously half-filled orbitals are no longer satisfied, leading to the disappearance of the OSMP phase. When  $\lambda \neq 0$ , before transitioning to the orbitally uniform phase, one orbital maintains a density close to half-filling for finite interorbital hoppings. The critical  $\lambda$  obtained from this analysis shows that the self-consistent OSMP solutions vanishes as the interorbital hopping increases.

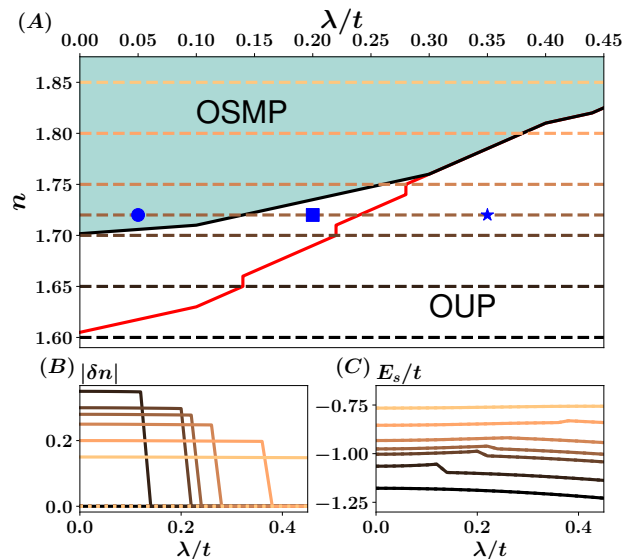


FIG. 1. (A) Displays the phase diagram as a function of electron density  $n$  and inter-orbital hopping  $\lambda$  obtained for  $U = 20t$ . Across all parameters, an orbitally uniform phase state exists, characterized by equal electron densities in both orbitals. However, an orbital selective Mott phase emerges above the red line, with one orbital spontaneously reaching half-filling. (B) Depicts the disparity in orbital densities ( $\delta n$ ) as a function of  $\lambda$  for multiple average electron densities ( $n$ ), with colors matching those in (A). For small  $\lambda/t$ , one orbital closely approaches half-filling before dropping to equal density, indicating a sharp transition. (C) Compares the energy per site between the two solutions. The thick lines are for the OSMP solution, with the dashed line corresponding to the OUP one. The green area in (A) denotes where the OSMP has lower energy than the OUP solution. The region between black and red lines in (A) has a metastable OSMP phase.

However, the stability of the OSMP phase is determined by comparing the energy per site of the OSMP and the OUP phases. In Fig. 1C), we show the energy per site for both states as a function of  $\lambda$  across various electron densities, using the same color code as in Fig. 1B). The dashed line represents the OUP phase, while the continuous line depicts the OSMP. The OSMP phase becomes the ground state when its energy is lower than that of the orbitally uniform phase. The OSMP phase is energetically favorable near half-filling ( $n = 2$ ) and for weak to moderate interorbital hopping. The colored area of Fig. 1A) indicates the parameter range where the OSMP is the lower energy phase. Although the OSMP can stabilize below the thick black lines into the white region, it exhibits higher energy than the orbitally uniform phase. Only OUP solutions are observed below the thick red lines in Fig. 1A).

We can understand the stability of OSMP phase in the absence of interorbital hopping by studying the energy per site  $E_s$  of the one-band Hubbard model as a function of  $n$ . See Appendix (C) for details. For  $\lambda = 0$ , OSMP is favored phase whenever  $E_s(1) + E_s(1 - 2\delta) < 2E_s(1 - \delta)$  with  $\delta$  the doping. We checked that this is satisfied only close to half-filling indicating the regime of stability of the OSMP phase.

Consequently, we observe a spontaneous symmetry breaking of the orbital degree of freedom in the two-band Hubbard model. In the OSMP, one of the orbitals approaches the half-filled Mott state. As expected, such a phase is stabilized when the total electron density is close to half-filling [47]. Additionally, the OSMP phase persists to a critical interorbital hopping  $\lambda_c$ , indicating a sharp transition. Such critical  $\lambda_c$  increases as we approach the particle-hole symmetric point. In Sec. (III F), we explore the dependence of the system for varying interaction strength  $U$ . Subsequent subsections characterize the two phases using multiple physical observables.

### B. Bands and interorbital hybridization

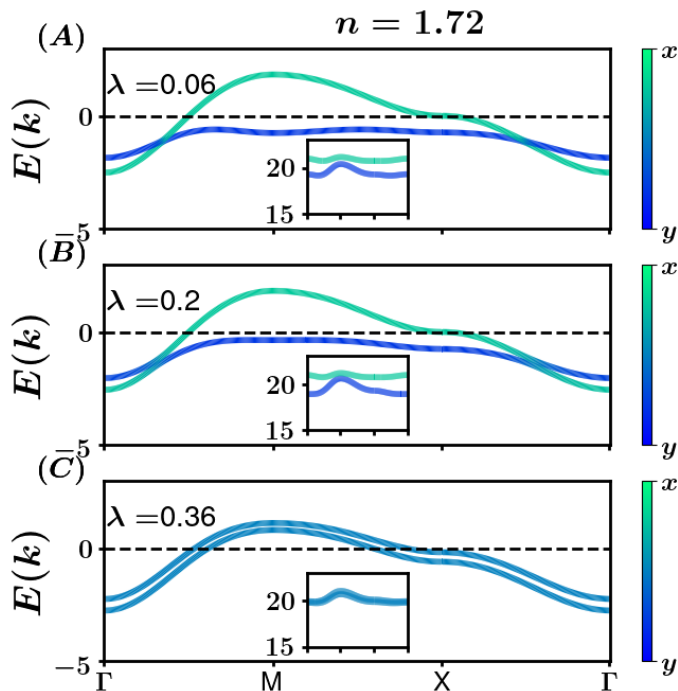


FIG. 2. Lower Hubbard bands at the high symmetry points for total electron density  $n = 1.72$  for (A)  $\lambda = 0.06t$  (B)  $\lambda = 0.2t$  (C)  $\lambda = 0.36t$ . These respectively corresponds to the blue circle, square and star from Fig. (1). The colors indicate the character orbital nature of the band. In the OSMP phase, one band is below  $E_F$  as expected and has mostly distinct feature of a single orbital. Whereas in the orbitally uniform phase phase, both bands cross Fermi-energy and are completely hybridized. Inset shows the upper Hubbard bands.

We present the lower Hubbard bands in the main panels of Fig.(2) for three different  $\lambda$ . In the OSMP phase, one of the bands flattens and remains below the Fermi energy  $E_F$ , while in the OUP phase, both bands cross  $E_F$ . The color of the lines shows the difference of  $x$  and  $y$  spectral function  $\delta A = A_{xx}(\mathbf{k}, \omega) - A_{yy}(\mathbf{k}, \omega)$  thus characterizing the orbital character of the bands if any. The bands are weakly hybridized at the intersection points for  $\lambda = 0.06t$  in Fig. (2A). This shows that although the hybridization between the  $x$  and  $y$  orbitals vanishes at the Fermi level, it remains finite at lower en-

ergies. In Fig. (2B), the hybridization increases as interorbital hopping increases. Furthermore the Mott band approaches the Fermi-energy in Fig. (2B) Finally, when we transition to an orbital uniform phase, we lose the orbital character of the electrons as shown in Fig. (2C). We present the upper Hubbard bands as an inset of each panel, and they are separated from the lower Hubbard band by an energy gap of  $\sim U$ . Interestingly, the upper Hubbard bands remain entirely unhybridized in the OSMP phase.

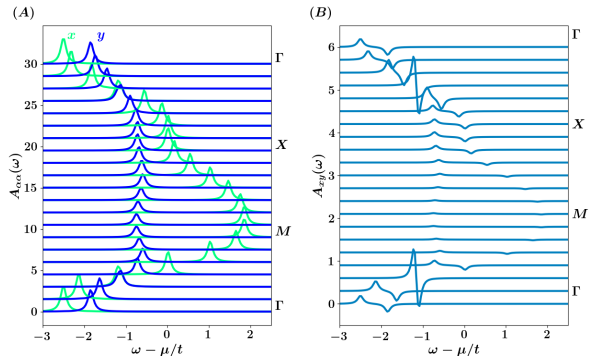


FIG. 3. Orbitally resolved spectral function of the lower Hubbard bands for  $\lambda = 0.06t$  and  $n = 1.72$ , corresponding to the blue circle in the phase diagram in Fig. (1A) displays the intra-orbital spectral function  $A_{\alpha\alpha}$  as a function of energy  $\omega - \mu$  for different high symmetry  $k$ -points. The spectral for each  $k$ -points are shifted by  $1.5t$  for  $A_{\alpha\alpha}$  and  $0.3t$  for  $A_{\alpha\beta}$ . (B) Shows the interorbital spectral function  $A_{\alpha\beta}$  for the same parameter. Here the results for each  $k$ -points are shifted by  $0.3t$  for clarity.

To discern the nature of the orbital and hybridization, we studied the spectral function in the OSMP phase. In Fig. (3A), we show the intra-orbital spectral functions for total electron density  $n = 1.72$  and  $\lambda = 0.06t$  for several high-symmetry  $k$ -points. The shift between each points is  $1.5t$  for  $A_{\alpha\alpha}$  and  $0.3t$  for  $A_{\alpha\beta}$ . The spectral function of the two orbitals overlaps for electrons near  $\Gamma$ - $X$  points of the Brillouin zone. The overlaps lead to a substantial interorbital spectral function along the  $\Gamma - X$  regions, as shown in Fig. (3B). However, the spectral functions around  $M - X$  points remain well separated and retain their orbital character. Therefore, the interorbital spectral function remains flat around  $M - X$  regions.

Therefore, we reveal the characteristics of the bands in the OSMP and OUP phases. First, in the OSMP phase, one of the bands flattens and goes below the Fermi level. Secondly, in the OSMP phase, the two bands have weak hybridization and retain their orbital character. Thirdly, the hybridization occurs only around specific momentum points where the two bands overlap. However, such hybridization remains appreciable for any finite  $\lambda$ , indicating the absence of a complete breakdown of hybridization in the OSMP phase.

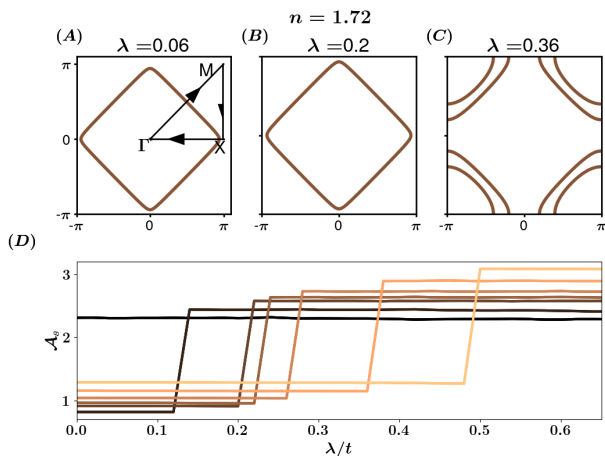


FIG. 4. (A) Displays the spectral function  $A(\mathbf{k}, E_F)$  at  $\lambda = 0.06t$  in the OSMP phase for  $n = 1.72$  (blue circle on Fig. (1A)). (B) Depicts the same for  $\lambda = 0.2t$  (blue square on Fig. (1A)), in the metastable region of the OSMP. (C) Fermi surface of the orbital uniform phase at  $\lambda = 0.36t$  (blue star on Fig. (1A)). In the OSMP, only a single Fermi sheet is observable, whereas in the metallic phase, two sheets are visible. Furthermore, the Fermi surface area is smaller in the OSMP phase compared to the OUP. (D) Illustrates the evolution of the Fermi volume  $\mathcal{V}_F$  as a function of interorbital hopping for different electron densities, showing a jump at the transition. In the OSMP phase, the Mott orbital does not contribute to the Fermi volume since one band remains filled.

### C. Fermi surface

In Fig. (4A), we illustrate the Fermi surface contour, for  $\lambda = 0.06t$  at  $n = 1.72$  in the OSMP phase. In the OSMP phase, a single Fermi sheet is evident since the Mott orbital remains fully occupied. With increasing interorbital hopping there is little change in the Fermi surface as shown in Fig. (4B). In contrast, both bands contribute to the Fermi surface in the metallic regime at  $\lambda = 0.36t$ . Additionally, there is a significant increase in the size of the Fermi surface from the OSMP to the orbitally uniform phase state.

Moreover, we monitor the increase in the volume of the Fermi surface across the transition with interorbital hopping for various total electron densities in Fig. (4D). The volume exhibits a distinct jump at  $\lambda_c$ , which is more pronounced for lower  $n$ . From the evolution of the Fermi surface, the OSMP phase appears to be in a Kondo breakdown-like phase. However, we have shown in the previous section that hybridization of the two orbitals remains non-zero in the OSMP phase.

A characteristic feature of non-Fermi liquid behavior is the violation of the Luttinger theorem, which asserts that the volume of the Fermi surface must equal the electron density. This theorem [48] applies to any system characterized by a low-energy theory of a Fermi liquid. As the composite excitations in our system are non-fermionic, a violation of the Luttinger theorem is expected [49, 50]. Consequently, our calculations demonstrate that the Luttinger theorem is violated in both the OSMP and strongly correlated OUP phase.

Hence, we observe a small Fermi surface in the OSMP to a

large Fermi surface in the OUP phase. As a result, we detect a violation of the Luttinger theorem in the orbital selective phase. Despite the sharp increase in the Fermi volume in the OUP phase, the Luttinger theorem continues to be violated. Thus, the traditional Fermi liquid picture is not applicable in the strongly correlated Hubbard model within this formalism.

### D. Density of states

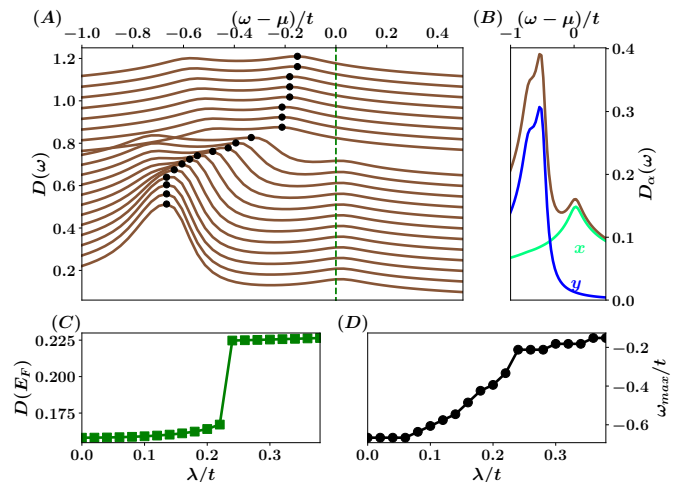


FIG. 5. (A) Presents the low-energy density of states at  $n = 1.72$  for several  $\lambda$  ranging from 0 to  $0.42t$  with a  $0.02t$  step. Each  $\lambda$  curves are shifted vertically by  $0.05t$  for clarity.  $\lambda < 0.25t$  corresponds to the OSMP phase. (B), shows the orbital resolved density of states at  $\lambda = 0.16t$ . Here, the  $y$  orbital approaches the Mott character, indicated by the reduced DOS at Fermi energy, whereas the  $x$  orbital remains metallic. The peak at the negative energy comes from the Mott orbital. A progressive flattening of such peak of the OSMP occurs in (A) with increasing interorbital hopping. (C) Shows the value of DOS at Fermi-energy, which manifest a jump around  $\lambda = 0.24t$ , indicating the transition from OSMP to the orbitally uniform phase state. (D) Tracks the energy associated with the Mott peak  $\omega_{\max}$  (black dots in A).

We now focus on the density of states (DOS). In Fig. (5A), we illustrate the low-energy density of states for  $n = 1.72$  across different  $\lambda$  values. The curves for different  $\lambda$  values are shifted vertically by  $0.05t$  for clarity. Initially, at weak  $\lambda$ , the DOS features a prominent peak at negative energies (shown in black dots), with a finite DOS at the Fermi energy  $E_F$ . The presence of mobile electrons in one orbital maintains an ungapped DOS at  $E_F$ . As interorbital hopping increases, so does the DOS at Fermi energy. The transition from the OSMP to the OUP state is marked by a jump in the evolution of  $D(E_F)$ , as shown in Fig. (5C).

In Fig. (5B), we depict the orbital-resolved DOS for  $\lambda = 0.17$ . The Mott orbital  $y$  displays a distinct peak at negative energy, accompanied by a small DOS at  $E_F$ . This peak signifies the energy required to extract electrons from the Mott orbital. We track the evolution of the Mott peak  $\omega_{\max}$  as a

function of interorbital hopping in Fig. (5D). The energy  $\omega_{\max}$  shows a smooth reduction. As a result of the hybridization between heavy Mott orbital electrons and itinerant electrons, the peak flattens, making it challenging to discern the orbital character of electrons prior to the transition to OUP.

Therefore, the OSMP phase features a reduced DOS at Fermi energy. The transition from the OSMP to the orbitally uniform phase is marked by a sharp increase in the states at the Fermi energy at a critical interorbital hopping. Additionally, the OSMP phase displays a strong negative bias peak, which flattens, indicating the hybridization of Mott electrons with itinerant electrons. Notably, the flattening of the Mott peak with increasing interorbital hopping occurs more smoothly than the sharp transitions observed in other quantities during the phase transition. This indicates that hybridization among the orbitals ultimately eliminates the orbital differentiation.

### E. Quasiparticle residue

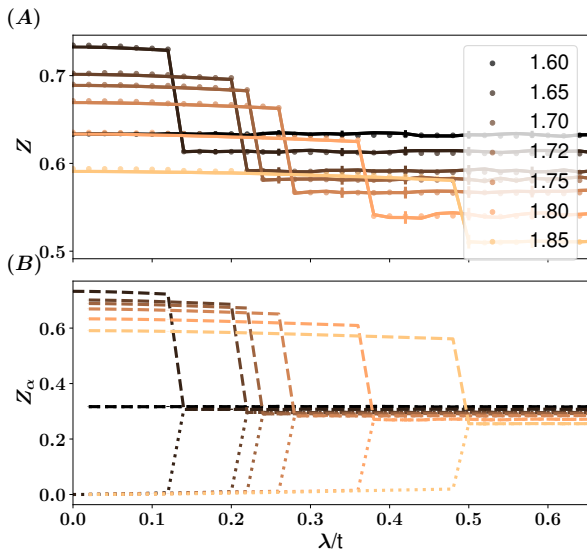


FIG. 6. (A) Quasiparticle weight for several density as a function of  $\lambda$ , the errorbars are standard deviation when averaging over Fermi momentum. We overlapped with points the value of the jumps observable on  $N_k$ . (B) orbital resolved quasiparticle weight. The Mott orbital has a vanishing quasiparticle residue for finite  $\lambda$ .

As the holon ( $\xi$ ) and doublon ( $\eta$ ) operators defined in Eq. (2, 3) are not satisfying fermionic anticommutation relations, the low energy theory in general is not a Fermi Liquid. This implies a violation of Luttinger theorem [38]. However we can compute the quasiparticle residue  $Z$  by considering the residue of the Green function at the poles as detailed in Appendix (B 3). Explicitly close to the Fermi surface, the Green

function can be expanded in the following way

$$\mathcal{G}(\mathbf{k}, \omega) \approx \frac{Z}{\omega + i\epsilon - \tilde{E}(\mathbf{k}) + \frac{i}{2\tau(\mathbf{k}, \omega)}} \quad (32)$$

In Fig. (6A), we present the total quasi-particle weight  $Z = \sum_n Z_{xx}^n + Z_{yy}^n$  as a function of  $\lambda$  for several electron densities  $n$ . We calculated an average over the Fermi surface, with the displayed error bars corresponding to the standard deviation. Since  $Z$  is never close to one, the quasiparticles of the theory are distinct from the bare electrons, highlighting the role of strong correlations. Eq. (B14) indicates that the bare electrons are fractionalized into four quasiparticles associated with the bands.

We also report the typical shape of  $N_k$  along the  $\Gamma$  to  $M$  high symmetry line in Fig. (8). By definition of the Green's function in Eq. B14, when crossing the Fermi contour a discontinuity of the order of  $Z$  is observed in momentum space. One drop is observed for the OSMP, and the momentum resolved density does not vanish at  $M$  due to the presence of the fully filled Mott band. Two drops are seen in the OUP due to the two Fermi contours of the phase. In this case,  $Z$  is defined as the sum of these two drops. We report the  $Z$  measured this way as a function of  $\lambda$  on Fig (6A) as dots. There is a good agreement between the two ways of computing  $Z$ . Since there is no Fermi surface at half-filling, and that  $Z$  is a quantity defined at the Fermi energy,  $Z = 0$  at half-filling. As electron density  $n$  is decreasing,  $Z$  increases. Therefore, we can also interpret the quasi-particle weight as a measurement of how close the system is from Mott regime, where interaction affect the system the most.

Fig. (6B) displays the orbitally resolved quasi-particle weight. In the OSMP the Mott orbital has an almost (exactly at  $\lambda = 0$ ) vanishing quasiparticle weight due to the localized nature of the electron. Since the other orbital is further away from half-filling than the average doping its associated  $Z$  increases from the average value.

### F. Phase diagram with Hubbard interactions

Finally, In Fig. (7), we present the phase diagram when the on-site repulsion  $U$  is varied for electron density  $n = 1.85$ . The colored region indicates where the OSMP phase is more favorable than the uniform phase. On the other hand, the OUP phase is stable in the white areas. The OSMP is a metastable state between the thick and dashed lines.

For lower  $U$ , there is a weak increment of critical interorbital hopping  $\lambda_c$  where the OSMP phase becomes unfavorable. For large  $U > 15$  the same  $\lambda_c$  reduces with increasing  $U$ . Thus, the critical  $\lambda_c$  shows a nonmonotonic behavior with Hubbard interaction  $U$ .

To qualitatively understand this result, we examine the destabilization of the OSMP phase. Initially, we assume double occupancy is forbidden due to strong repulsion. First, we focus on comprehending the decrease of  $\lambda_c$  with increasing Hubbard interaction.

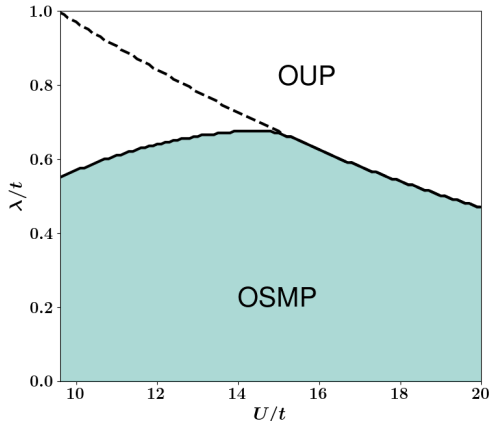


FIG. 7. Here, we present the phase diagram as a function of intra-orbital interaction strength  $U$  and  $\lambda$  for  $n = 1.85$ . The colored area shows the region where the OSMP phase is energetically favorable, whereas the OUP phase is favorable in the white region. The OSMP is a metastable state between the thick and dashed lines.

In the OSMP phase, all the Mott orbital sites are singly occupied, whereas the metallic orbital has itinerant electrons and vacancies. When  $\lambda \neq 0$ , electrons can hop from the Mott to the metallic orbitals if the metallic site is vacant. A stable OSMP phase depends on refilling the holes in the Mott orbital without significant hybridization. Without recombination, holes will proliferate in the Mott orbital, leading to the breakdown of the orbital differentiation. The hole created in the Mott orbital is heavy and can be assumed to be approximately immobile.

Two scenarios are possible once an electron hops to the metallic orbital: it either immediately hops back to the Mott orbital or transfers to a neighboring site within the same orbital. The stability of the OSMP phase depends on the ratio between  $t$  and  $\lambda$  for a fixed  $U$  and electron density.

In the  $\lambda \ll t$  regime, electrons are more likely to hop between neighboring sites of the same orbitals rather than between orbitals. Since double occupancy is forbidden, recombination can only happen when any electron on the metallic orbital returns to the site at which Mott orbital has the hole and goes back to the Mott orbital. The mobility of electrons in the metallic orbitals is crucial in such a recombination pathway, which is relatively enhanced for lower  $U$ . Thus, the OSMP phase survives for a broader range of  $\lambda$  when  $U$  is lower.

In the  $\lambda \gg t$  regime, inter-orbital hopping between the  $x$  and  $y$  orbitals dominates. This leads to strong hybridization between the  $x$  and  $y$  orbitals, which destroys the OSMP phase.

Finally, we focus on understanding why  $\lambda_c$  decreases for  $U < 15$ . In this regime, double occupancy contributes to destabilizing the OSMP ordering. As  $U$  decreases, double occupancies become more likely, increasing hybridization between the Mott and itinerant orbitals. Consequently, a metastable OSMP phase can still be present at lower  $U$  due to the competing processes that are favored when lowering  $U$ . However, the OSMP becomes energetically less favorable

compared to the orbitally uniform phase.

#### IV. DISCUSSIONS

Studying the two-band Hubbard model with strong on-site repulsion, we explored a spontaneous orbital-selective phase in the vicinity of half-filling for weak to moderate interorbital hopping. Despite the stability of a sizeable spontaneous orbital symmetry breaking phase for finite interorbital hopping, the hybridization between the itinerant and localized orbitals remains nonvanishing. This finding aligns with results obtained using single-site DMFT [26] and can be understood as the inevitability of electron transfer between the two orbitals, leading to finite hybridization.

Therefore, our analysis demonstrates that orbital-selective physics does not necessarily exhibit Kondo breakdown transitions. This result does not contradict previous works that interpret Kondo breakdown as a selective Mott transition [40]. In that study [40], the model involves free  $c$ -electrons interacting with strongly correlated  $f$ -electrons through inter-orbital hopping and inter-orbital Coulomb repulsion, leading to a complete breakdown phase. Although we do not find a complete Kondo breakdown phase within our model, hybridization is only finite where the two bands cross below the Fermi energy. Furthermore, significant orbital differentiation and a small Fermi surface remain across a range of interorbital hopping values. We confirmed the stability of our results against a non-zero inter-orbital repulsion  $U'$  when it is a perturbation on par with the hopping. While some proposals suggest the possibility of a complete Kondo breakdown for large  $U'$  [41] is currently beyond the scope of this study, and remains an open question for the future.

The Fermi volume jumps sharply at the transition between the OSMP and OUP phase. In OSMP, one of the bands spontaneously flattens and goes completely below the Fermi energy, thereby retaining the overall orbital character [51]. The presence of a filled band requires the other orbital to go below average density to maintain the total density. Consequently, a jump in the Fermi volume occurs when both bands are hybridized as the system transitions to orbitally uniform density. Our finding indicates that any detection of a small Fermi surface in experiments is not equivalent to a complete breakdown of hybridization between orbitals.

The idea of a critical Fermi surface [52] where the quasiparticle weight of one of the orbitals vanishes continuously does not apply to the abrupt OSMP transition observed in this study. A critical Fermi surface lacks well defined excitations due to the vanishing quasiparticle residue. Here, the transition is discontinuous, as evidenced by the sharp jumps in several quantities, and therefore, it lacks a quantum critical point. The entire Fermi surface abruptly disappears at the OSMP transition, and the quasiparticle residue of one orbital vanishes at the transition.

This work highlights the possibility of stabilizing a spontaneous orbital selective phase within a two-band model and only on-site Hubbard repulsion. Previous studies on OSMP focus on explicit symmetry breaking by tuning the crystal



field splitting of the orbitals [53–55] or varying the intra-band Coulomb repulsion [56]. Other studies found spontaneous OSMP [57] with a negative Hund’s coupling  $J_H$  in a three orbitals model. The OSMP transition is reminiscent of a discontinuous transition, with a large parameter region where the OSMP phase is metastable.

This study focuses on the paramagnetic solution of the two-band Hubbard model. The localized orbitals in the OSMP, acting as quenched spins, are expected to order antiferromagnetically, similar to a single-band Hubbard model below the Néel temperature [58, 59]. An intriguing future direction would be investigating this orbital-selective phase in a lattice with frustrated spins, such as a triangular lattice, where magnetic order is suppressed. For an odd number of localized electrons per unit cell, the resulting paramagnetic spin liquid exhibits topological order [60], featuring fractionalized spinon excitations coexisting with conduction electrons from the nonlocalized orbital [51].

## V. ACKNOWLEDGEMENT

CP and AB thanks funding from CEFIPRA. All computations are performed on the IPHT Kanta cluster.

### Appendix A: Roth decoupling

In this appendix we outline the Roth decoupling scheme [44] to compute two-point correlation functions like density-density, spin-spin and pair-hopping correlation function in Eq. (23) and hence  $p_{\alpha\beta}$  in terms of  $C_{ab}^0$  and  $C_{ab}^1$ . The Roth decoupling is an approximation scheme to compute the correlation for strongly correlated system unlike Wick’s decomposition which works for weakly correlated systems.

This scheme begins with the provided composite basis  $\Psi$ . We call  $B_{i\alpha} = \{B_{i\alpha}^1, B_{i\alpha}^2, \dots, B_{i\alpha}^N\}$  the set of bilinear fermion operators at a site  $i$  for the  $\alpha$  orbital and we suppress the spin index. For instance  $B_{i\alpha}^1 = c_{i\alpha}^\dagger c_{i\alpha}$  is the local density operator. Owing to the fermionic commutation relations, the Roth decoupling scheme can be applied independently to  $\langle B_{ix}^{n_1} B_{jx}^{n_2} \rangle$ ,  $\langle B_{ix}^{n_1} B_{jy}^{n_2} \rangle$  and  $\langle B_{iy}^{n_1} B_{jy}^{n_2} \rangle$  which means, in practice, there will be three independent sets of self-consistent equations for the  $xx$ ,  $xy$  and  $yy$  sector. The solutions of these equations provide access to the 2-point correlation functions of each sector.

Roth decoupling allows us to find a set of self-consistent equations between the following static correlators  $\langle B_{i\alpha}^n B_{j\sigma}^m \rangle$ ,  $\forall n, m \in 1, \dots, N$  with  $i$ . Defining  $\mathbf{c}_i = (c_{i\tau\uparrow}, c_{i\tau\downarrow}, c_{i\tau\uparrow}^\dagger, c_{i\tau\downarrow}^\dagger)$  the fermionic basis at each site  $i$  for each orbital  $\tau$ . then  $\forall n$ , we can express  $B_{i\tau}^n$  as  $B_{i\tau}^n = \mathbf{c}_{i\alpha(n)} \mathbf{c}_{ib(n)}$  with two indices  $a(n)$  and  $b(n)$  that depend on  $n$ .

We choose  $n, m, \alpha, \beta$  and decouple  $\langle B_{i\alpha}^n B_{j\beta}^m \rangle$ . This can be written as  $B_{i\alpha}^n = \mathbf{c}_{ia(n)} \mathbf{c}_{ib(n)}$ . Roth decoupling insight is to consider the following imaginary-time Green function

$\mathbb{D}_{\alpha jl}(\tau)$

$$\mathbb{D}_{\alpha jl}(\tau) = -\langle T_\tau (\Psi_\alpha(\tau) \mathbf{c}_{jb(n)} B_l^m) \rangle \quad (\text{A1})$$

with  $\alpha = (i, \delta)$  with  $i$  a lattice sites and  $\delta$  a components of the composite operator basis, such that the electronic operator  $\mathbf{c}_{ia(n)}$  can be expressed as  $\mathbf{c}_{ia(n)} = \Psi_{(i, \delta_1)} + \Psi_{(i, \delta_2)}$ . The dependence of  $\mathbb{D}_{\alpha jl}(\tau)$  on  $b(n)$  and  $m$  is left implicit. The equation of motion for  $\mathbb{D}_{\alpha jl}$  is given by

$$-\partial_\tau \mathbb{D}_{\alpha jl}(\tau) = \delta(\tau) \langle \{ \Psi_\alpha(0), \mathbf{c}_{jb(n)} B_l^m \} \rangle - \langle T_\tau (\mathbf{j}(\tau) \mathbf{c}_{j\sigma}^\dagger B_l^m) \rangle \quad (\text{A2})$$

Within the composite operator approximation  $\mathbf{j}(\tau) = \mathbb{E} \Psi(\tau)$ . We can define  $\mathbf{f}_{\alpha jl} = \langle \{ \Psi_\alpha(0), \mathbf{c}_{jb(n)} B_l^m \} \rangle$  which can be computed explicitly.

$$-\partial_\tau \mathbb{D}_{\alpha jl}(\tau) = \delta(\tau) \mathbf{f}_{\alpha jl} + \sum_\beta \mathbb{E}_{\alpha\beta} \mathbb{D}_{\beta jl}(\tau) \quad (\text{A3})$$

Next we can Fourier transform and after making analytic continuation  $i\omega_n \rightarrow \omega + i\delta$  obtain

$$\sum_\beta (\omega \delta_{\alpha\beta} - \mathbb{E}_{\alpha\beta}) \mathbb{D}_{\beta jl}(\omega) = \mathbf{f}_{\alpha jl} \quad (\text{A4})$$

$$\mathbb{D}_{\alpha jl}(\omega) = \sum_\beta (\omega \mathbb{1} - \mathbb{E})_{\alpha\beta}^{-1} \mathbf{f}_{\beta jl} \quad (\text{A5})$$

The relationship between  $\mathbb{E}$  and the composite Green function  $\mathbb{G}$  is  $\mathbb{G}_{\alpha\beta}(\omega) = \sum_\gamma (\omega \mathbb{1} - \mathbb{E})_{\alpha\gamma}^{-1} \mathbb{I}_{\gamma\beta}$ . In our approximation,  $\mathbb{I}$  is local. Expressing  $\gamma = (q, \kappa)$  and  $\beta = (h, \epsilon)$  with  $q, h$  lattice sites and  $\kappa, \epsilon$  components of the composite operator basis, locality implied  $\mathbb{I}_{\gamma\beta} = \delta_{qh} \hat{I}_{\kappa\epsilon}(i)$ , with  $\hat{I}$  a  $4 \times 4$  matrix.

$$\mathbb{D}_{\alpha jl}(\omega) = \sum_{\beta=(h, \epsilon)\kappa} \mathbb{G}(\omega)_{\alpha\beta} \hat{I}^{-1}(h)_{\epsilon\kappa} \mathbf{f}_{(h, \kappa)jl} \quad (\text{A6})$$

Applying the fluctuation-dissipation theorem,

$$\langle \Psi_\alpha(0) \mathbf{c}_{jb(n)} B_l^m \rangle = \int d\omega (1 - n_F(\omega)) \frac{-1}{\pi} \text{Im}(\mathbb{D}_{\alpha jl}(\omega)) \quad (\text{A7})$$

we derive a set of linear self-consistent equations for  $\mathbf{f}_{\alpha jl}$  which constitutes the main result of the Roth decoupling scheme

$$\mathbf{f}_{\alpha=(i, \delta)jl} = \sum_{\beta=(h, \epsilon)\kappa} C_{\mathbf{r}_i - \mathbf{r}_j}^{\delta\epsilon}(i) \hat{I}^{-1}(h)_{\epsilon\kappa} \mathbf{f}_{(h, \kappa)jl} \quad (\text{A8})$$

To compute the initial correlation function  $\langle B_{i\tau}^n B_{j\sigma}^m \rangle$ , we then need to set  $i = j$  and  $l \rightarrow j$ .

$$\mathbf{f}_{\alpha=(i, \delta)ij} = \sum_{\beta=(h, \epsilon)\kappa} C_{\mathbf{r}_i - \mathbf{r}_j}^{\delta\epsilon}(i) \hat{I}^{-1}(h)_{\epsilon\kappa} \mathbf{f}_{(h, \kappa)ij} \quad (\text{A9})$$

We can introduce the two-particle static correlation function vector in each orbital sector

$$\mathbf{G}_{\alpha\beta} = \left( \langle \Delta_{i\alpha} \Delta_{j\beta}^\dagger \rangle, \langle S_{i\alpha}^- S_{j\beta}^+ \rangle, \langle n_{i\alpha\uparrow} n_{j\beta\uparrow} \rangle, \langle n_{i\alpha\uparrow} n_{j\beta\downarrow} \rangle \right)^T \quad (\text{A10})$$

Then the Roth self-consistent equations A9 can be arranged in the following form

$$\mathbf{A}_{\alpha\beta} \mathbf{G}_{\alpha\beta} = \mathbf{B}_{\alpha\beta} \quad (\text{A11})$$

with  $\mathbf{A}_{\alpha\beta}$  a  $4 \times 4$  matrix acting in the static correlation function space and  $\mathbf{B}_{\alpha\beta}$  a size 4 vector. Eq. A11 can be inverted to obtain an explicit expression of the relevant static correlation function to compute  $p_{\alpha\beta}$ . Note that it is given by

$$p_{\alpha\beta} = \frac{1}{4N} \sum_{\langle i,j \rangle} \langle \hat{n}_{i\alpha\sigma} \hat{n}_{j\beta\sigma} \rangle + \langle S_{i\alpha}^- S_{j\beta}^+ \rangle - \langle \Delta_{i\alpha} \Delta_{j\beta}^\dagger \rangle \quad (\text{A12})$$

The individual two-point expectation values can be written as follow

$$\langle n_{\alpha\sigma} n_{\beta\sigma} \rangle = \frac{\left( -1 - \phi_{\alpha\beta} + 2(\rho_{0,\alpha\beta} + \phi_{\alpha\beta}(\rho_{0,\alpha\beta}) + \rho_{\alpha\beta}^{n_\sigma n_\sigma}) \right)}{-2 + 2(\phi_{\alpha\beta})^2} \quad (\text{A13})$$

$$\langle S_\alpha^- S_\beta^+ \rangle = -\frac{\rho_{\alpha\beta}^S}{1 + \phi_{\alpha\beta}} \quad (\text{A14})$$

$$\langle \Delta_\alpha \Delta_\beta^\dagger \rangle = \frac{\rho_{\alpha\beta}^\Delta}{1 - \phi_{\alpha\beta}} \quad (\text{A15})$$

where we have defined

$$\phi_{xx} = \phi_{xy}^\Delta = \frac{2}{2 - n_x} (C_0^{11} + C_0^{21}) - \frac{2}{n_x} (C_0^{12} + C_0^{22}) \quad (\text{A16})$$

$$\phi_{yy} = \phi_{yx}^\Delta = \frac{2}{2 - n_y} (C_0^{33} + C_0^{43}) - \frac{2}{n_y} (C_0^{34} + C_0^{44}) \quad (\text{A17})$$

$$\rho_{0,xx} = \frac{2}{2 - n_x} \frac{n_x}{2} (C_0^{11} + C_0^{21}) \quad (\text{A18})$$

$$\rho_{0,yy} = \frac{2}{2 - n_y} \frac{n_y}{2} (C_0^{33} + C_0^{43}) \quad (\text{A19})$$

$$\rho_{0,xy} = \frac{2}{2 - n_x} \frac{n_y}{2} (C_0^{11} + C_0^{21}) \quad (\text{A20})$$

$$\rho_{0,yx} = \frac{2}{2 - n_y} \frac{n_x}{2} (C_0^{33} + C_0^{43}) \quad (\text{A21})$$

$$\rho_{xx}^\Delta = \frac{2}{2 - n_x} (C_1^{11} + C_1^{21}) (C_1^{21} + C_1^{22}) + \frac{2}{n_x} (C_1^{11} + C_1^{12}) (C_1^{12} + C_1^{22}) \quad (\text{A22})$$

$$\rho_{yy}^\Delta = \frac{2}{2 - n_y} (C_1^{33} + C_1^{43}) (C_1^{43} + C_1^{44}) + \frac{2}{n_y} (C_1^{33} + C_1^{34}) (C_1^{34} + C_1^{44}) \quad (\text{A23})$$

$$\rho_{xy}^\Delta = \frac{2}{2 - n_y} (C_0^{13} + C_0^{23}) (C_0^{41} + C_0^{42}) + \frac{2}{n_y} (C_0^{31} + C_0^{32}) (C_0^{14} + C_0^{24}) \quad (\text{A24})$$

$$\rho_{yx}^\Delta = \frac{2}{2 - n_x} (C_0^{31} + C_0^{41}) (C_0^{23} + C_0^{24}) + \frac{2}{n_x} (C_0^{13} + C_0^{14}) (C_0^{32} + C_0^{42}) \quad (\text{A25})$$

$$\rho_{xx}^S = \frac{2}{2 - n_x} (C_1^{11} + C_1^{21}) (C_1^{11} + C_1^{12}) + \frac{2}{n_x} (C_1^{22} + C_1^{12}) (C_1^{21} + C_1^{22}) \quad (\text{A26})$$

$$\rho_{yy}^S = \frac{2}{2 - n_y} (C_1^{33} + C_1^{43}) (C_1^{33} + C_1^{34}) + \frac{2}{n_y} (C_1^{44} + C_1^{34}) (C_1^{43} + C_1^{44}) \quad (\text{A27})$$

$$\rho_{xy}^S = \frac{2}{2 - n_y} (C_0^{23} + C_0^{13}) (C_0^{31} + C_0^{32}) + \frac{2}{n_y} (C_0^{14} + C_0^{24}) (C_0^{41} + C_0^{42}) \quad (\text{A28})$$

$$\rho_{yx}^S = \frac{2}{2 - n_x} (C_0^{41} + C_0^{31}) (C_0^{13} + C_0^{14}) + \frac{2}{n_x} (C_0^{32} + C_0^{42}) (C_0^{23} + C_0^{24}) \quad (\text{A29})$$

$$\rho_{xx}^{n_\sigma n_\sigma} = \frac{2}{2 - n_x} (C_1^{11} + C_1^{21})(C_1^{11} + C_1^{12}) \quad (\text{A30})$$

$$+ \frac{2}{n_x} (C_1^{22} + C_1^{12})(C_1^{21} + C_1^{22})$$

$$\rho_{yy}^{n_\sigma n_\sigma} = \frac{2}{2 - n_y} (C_1^{33} + C_1^{43})(C_1^{33} + C_1^{34}) \quad (\text{A31})$$

$$+ \frac{2}{n_y} (C_1^{44} + C_1^{34})(C_1^{43} + C_1^{44})$$

$$\rho_{xy}^{n_\sigma n_\sigma} = \frac{2}{2 - n_y} (C_0^{13} + C_0^{23})(C_0^{31} + C_0^{32}) \quad (\text{A32})$$

$$+ \frac{2}{n_y} (C_0^{14} + C_0^{24})(C_0^{41} + C_0^{42})$$

$$\rho_{yx}^{n_\sigma n_\sigma} = \frac{2}{2 - n_x} (C_0^{31} + C_0^{41})(C_0^{13} + C_0^{14}) \quad (\text{A33})$$

$$+ \frac{2}{n_x} (C_0^{32} + C_0^{42})(C_0^{23} + C_0^{24})$$

## Appendix B: Physical quantities within composite operator method

### 1. Energy per-site

The expectation value of the Hamiltonian gives the energy.

$$E_s = -t \sum_{\langle ij \rangle \alpha \sigma} \langle c_{i\alpha\sigma}^\dagger c_{j\alpha\sigma} + h.c. \rangle - \lambda \sum_{i\sigma} \langle c_{ix\sigma}^\dagger c_{iy\sigma} + h.c. \rangle + U \sum_{i\alpha\sigma} \langle \hat{n}_{i\alpha\uparrow} \hat{n}_{i\alpha\downarrow} \rangle \quad (\text{B1})$$

The first term is the intraorbital kinetic energy  $\langle \mathcal{H}_t \rangle$  and the second term is interorbital kinetic energy  $\langle \mathcal{H}_\lambda \rangle$ . The third term is the potential energy  $\langle \mathcal{H}_U \rangle$ . We evaluate in terms of the correlation function

$$\langle \mathcal{H}_t \rangle = 8t \sum_{i,j=1}^2 \left( C_1^{ij} + C_1^{(2i)(2j)} \right) \quad (\text{B2})$$

$$\langle \mathcal{H}_\lambda \rangle = 4\lambda (C_0^{13} + C_0^{23} + C_0^{14} + C_0^{24}) \quad (\text{B3})$$

$$\langle \mathcal{H}_U \rangle = U \left( \frac{n}{2} - C_0^{21} - C_0^{43} - C_0^{22} - C_0^{44} \right) \quad (\text{B4})$$

### 2. Spectral function and density of states

The electronic Green's function can be calculated from the composite Green's function  $\mathbb{G}(\omega)$  using the relation  $c_{i\alpha\sigma} = \eta_{i\alpha\sigma} + \xi_{i\alpha\sigma}$ . Therefore,

$$\mathcal{G}_{\alpha\beta}(\mathbf{k}, \omega) = \sum_{\psi^{(\alpha)}\psi^{(\beta)}} \mathbb{G}_{\psi^{(\alpha)}\psi^{(\beta)}}(\mathbf{k}, \omega) \quad (\text{B5})$$

with  $\psi^{(\alpha)}$ ,  $\psi^{(\beta)}$  representing a summation over the composite operator of orbital character  $\alpha\beta$ . The spectral function is

given by

$$A_{\alpha\beta}(\mathbf{k}, \omega) = -\frac{1}{\pi} \text{Im}[\mathcal{G}_{\alpha\beta}(\mathbf{k}, \omega)] \quad (\text{B6})$$

The total intraorbital spectral function is given by  $A(\mathbf{k}, \omega) = \sum_{\alpha} A_{\alpha\alpha}(\mathbf{k}, \omega)$ . Similarly the interorbital spectral function is given by  $A_{\delta}(\mathbf{k}, \omega) = \sum_{\alpha} A_{\alpha\bar{\alpha}}(\mathbf{k}, \omega)$ . The orbital resolved density of states can be evaluated as,

$$D_{\alpha}(\omega) = -\frac{1}{\pi} \int d\mathbf{k} \text{Im}[\mathcal{G}_{\alpha\alpha}(\mathbf{k}, \omega)] \quad (\text{B7})$$

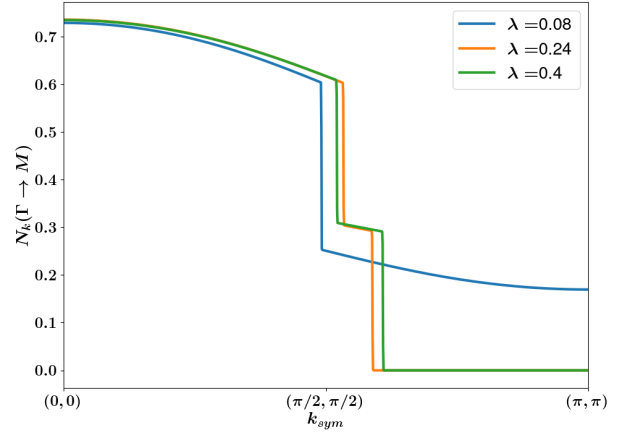


FIG. 8. Momentum resolved electron density along the  $\Gamma$  to  $M$  high symmetry line. The electron density is fixed at  $n = 1.7$  and the blue curve corresponds to the OSMP while the two other are in the 'Fermi liquid' phase. In the vicinity of Fermi momentum a jump is observable. Since the OUP phase exhibits two electron pockets, two distinct jumps are observable. The OSMP only presents one jump, but the density does not vanish at  $M$  due to the fully filled orbital. According to Fermi liquid theory the values of these jumps are the quasiparticle weights. On 5 (A) we report the value of the jump as dots, and confirm it matches the other definition of the quasiparticle weight.

### 3. QuasiParticle-Weight $Z$

The single particle Green function can in general be written

$$\mathcal{G}(\mathbf{k}, \omega) = \frac{1}{\omega - E(\mathbf{k}) - \Sigma(\mathbf{k}, \omega)} \quad (\text{B8})$$

with  $\Sigma(\mathbf{k}, \omega)$  the electronic self-energy. For  $\mathbf{k}$  close to the Fermi surface and at small energies, the electronic Green's function can be expanded as

$$\mathcal{G}(\mathbf{k}, \omega) \approx \frac{Z}{\omega - \tilde{E}(\mathbf{k}) + \frac{i}{2\tau(\mathbf{k}, \omega)}} \quad (\text{B9})$$

with  $Z$  the quasiparticle weight,  $\tilde{E}(\mathbf{k})$  the renormalized quasiparticle energy and  $\tau(\mathbf{k}, \omega)$  the quasiparticle lifetime which should diverge as  $\omega \rightarrow 0$  for a Fermi Liquid. The quasiparticle-weight  $Z$  can be computed in terms of the self energy as

$$Z^{-1} = 1 - \frac{\partial}{\partial \omega} \text{Re}[\Sigma(k_F, \omega)]|_{\omega=0} \quad (\text{B10})$$

In the COM formalism,  $Z$  can be computed analytically. The COM Green function read

$$\mathbb{G}_{\gamma\nu}(\mathbf{k}, \omega) = \sum_{n=1}^4 \frac{\sigma_{\gamma\nu}^n(\mathbf{k})}{\omega - E_n(\mathbf{k}) + i\delta} \quad (\text{B11})$$

From  $\mathbb{G}$ , we can compute  $\mathcal{G}$  as

$$\mathcal{G}_{\alpha\beta}(\mathbf{k}, \omega) = \sum_{n=1}^4 \frac{1}{\omega - E_n(\mathbf{k}) + i\delta} \sum_{\psi^{(\alpha)}\psi^{(\beta)}} \sigma_{\psi^{(\alpha)}\psi^{(\beta)}}^n(\mathbf{k}) \quad (\text{B12})$$

with  $\psi^{(\alpha)}, \psi^{(\beta)}$  representing a summation over the composite operator of orbital character  $\alpha\beta$ . This can be rewritten as

$$\mathcal{G}(\mathbf{k}, \omega) = \sum_{n=1}^4 \frac{Z^n(\mathbf{k})}{\omega - E_n(\mathbf{k}) + i\delta} \quad (\text{B13})$$

$$Z_{\alpha\beta}^{n_0}(\mathbf{k}) = \sum_{\psi^{(\alpha)}\psi^{(\beta)}} \sigma_{\psi^{(\alpha)}\psi^{(\beta)}}^{n_0}(\mathbf{k}) \quad (\text{B14})$$

This expression for the Green function clearly demonstrates the fractionalization of electrons with this method, with the electronic weight distributed over two bands separated by a gap of order  $U$  the Coulomb repulsion. In the limit  $\omega \rightarrow E_n(\mathbf{k})$ ,  $\frac{Z^n(\mathbf{k})}{\omega - E_n(\mathbf{k}) + i\delta} \gg \frac{Z^{n_0}(\mathbf{k})}{\omega - E_{n_0}(\mathbf{k}) + i\delta}$  with  $n \neq n_0$ , and we can conclude that the quasiparticle-weight at this  $k_F$  is given by

$$Z_{\alpha\beta} = \sum_{\psi^{(\alpha)}\psi^{(\beta)}} \sigma_{\psi^{(\alpha)}\psi^{(\beta)}}^{n_0}(k_F) \quad (\text{B15})$$

This weight has to notable property according to Fermi liquid theory of being equal to the gap observed in momentum resolved electron density  $N_k$  when crossing the Fermi surface.

In Fig. 8,  $N_k$  is plotted along the  $\Gamma$  to M line for several  $\lambda$  at  $n = 1.70$ . In the orbitally uniform phase phase, two jumps are observed due to the presence of two electron pockets in the Fermi surface. The quasiparticle weight is equal to the

sum of the two jumps. The OSMP only exhibits one jump due to the disappearance of one of the pockets, but has a residual electron density at M due to the fully filled band. On Fig. 5 we report the value of the jump as colored dots. The dots are indeed fitting the continuous line representing the quasiparticle weight, proving the correspondence between the two methods.

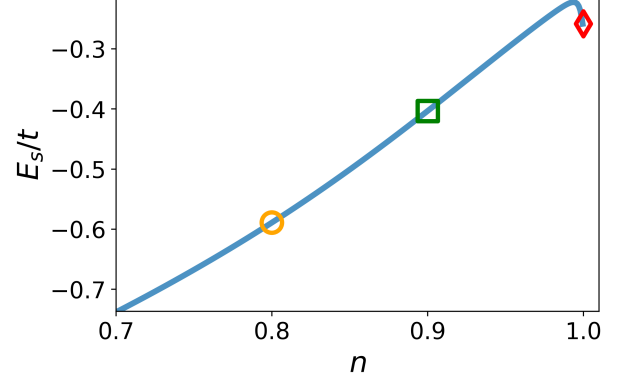


FIG. 9. Energy per site for the single-band Hubbard model as a function of electron density  $n$ . The red diamond, green square, and orange circle indicate the density and energy at  $n = 1.0$ ,  $n = 0.9$ , and  $n = 0.8$  respectively. For two orbitals, if the total electron density is  $n = 1.8$ . Without interorbital hopping this demonstrates that it is energetically favorable to have one orbital at  $n = 1$  and the other at  $n = 0.8$  (OSMP phase), rather than both orbitals at  $n = 0.9$  (OUP phase).

### Appendix C: OSMP phase at $\lambda = 0$

The hole doping  $\delta$  for each orbital in two-orbital systems presents two possibilities. One option is for the system to have a uniform density of holes, such that  $n = 1 - \delta$ , as in the OUP phase. Alternatively, it may be energetically favorable for the holes to concentrate in a single orbital, resulting in a density of  $n = 1 - 2\delta$ , while the other orbital remains half-filled at  $n = 1$ .

When  $\lambda = 0$ , the two orbitals decouple entirely from each other. The stability of the OSMP or OUP phase can then be understood by studying the energy per site  $E_s$  of the single-band Hubbard model. Fig. (9) shows the energy evolution per site with electron density. There is a notable decrease in energy close to half-filling, indicating the proximity to the Mott phase. Such energy reduction near half-filling makes it energetically favorable to have one layer with a density of  $n = 1$  and the other layer with a density of  $n = 1 - 2\delta$  rather than having both layers with a density of  $n = 1 - \delta$ . Note that OSMP is favored up to critical total density  $n_c$  around half-filling, beyond which the system becomes orbitally uniform.

[1] J. G. Bednorz and K. A. Müller, Possible high- $T_c$  superconductivity in the Ba-La-Cu-O system, *Zeitschrift für Physik B Condensed Matter* **64**, 189 (1986).

[2] E. Dagotto, Correlated electrons in high-temperature superconductors, *Rev. Mod. Phys.* **66**, 763 (1994).

[3] B. Keimer, S. A. Kivelson, M. R. Norman, S. Uchida, and J. Za-

- anen, From quantum matter to high-temperature superconductivity in copper oxides, *Nature* **518**, 179 (2015).
- [4] N. F. MOTT, Metal-insulator transition, *Rev. Mod. Phys.* **40**, 677 (1968).
- [5] P. Cai, W. Ruan, Y. Peng, C. Ye, X. Li, Z. Hao, X. Zhou, D.-H. Lee, and Y. Wang, Visualizing the evolution from the mott insulator to a charge-ordered insulator in lightly doped cuprates, *Nature Physics* **12**, 1047 (2016).
- [6] M. Chatzieftheriou, A. Kowalski, M. Berović, A. Amaricci, M. Capone, L. De Leo, G. Sangiovanni, and L. de' Medici, Mott quantum critical points at finite doping, *Phys. Rev. Lett.* **130**, 066401 (2023).
- [7] M. M. Qazilbash, M. Brehm, B.-G. Chae, P.-C. Ho, G. O. Andreev, B.-J. Kim, S. J. Yun, A. V. Balatsky, M. B. Maple, F. Keilmann, H.-T. Kim, and D. N. Basov, Mott transition in  $\text{VO}_2$  revealed by infrared spectroscopy and nano-imaging, *Science* **318**, 1750 (2007).
- [8] K. Andres, J. E. Graebner, and H. R. Ott,  $4f$ -virtual-bound-state formation in  $\text{CeAl}_3$  at low temperatures, *Phys. Rev. Lett.* **35**, 1779 (1975).
- [9] F. Steglich, J. Aarts, C. D. Bredl, W. Lieke, D. Meschede, W. Franz, and H. Schäfer, Superconductivity in the presence of strong pauli paramagnetism:  $\text{CeCu}_2\text{Si}_2$ , *Phys. Rev. Lett.* **43**, 1892 (1979).
- [10] J. Custers, P. Gegenwart, H. Wilhelm, K. Neumaier, Y. Tokiwa, O. Trovarelli, C. Geibel, F. Steglich, C. Pépin, and P. Coleman, The break-up of heavy electrons at a quantum critical point, *Nature* **424**, 524 (2003).
- [11] A. Schröder, G. Aeppli, R. Coldea, M. Adams, O. Stockert, H. Löhneysen, E. Bucher, R. Ramazashvili, and P. Coleman, Onset of antiferromagnetism in heavy-fermion metals, *Nature* **407**, 351 (2000).
- [12] A. Georges and G. Kotliar, The Hund-metal path to strong electronic correlations, *Physics Today* **77**, 46 (2024).
- [13] V. I. Anisimov, I. A. Nekrasov, D. E. Kondakov, T. M. Rice, and M. Sigrist, Orbital-selective mott-insulator transition in  $\text{Ca}_2\text{-xSr}_x\text{RuO}_4$ , *The European Physical Journal B - Condensed Matter and Complex Systems* **25**, 191 (2002).
- [14] S. Nakatsuji and Y. Maeno, Quasi-two-dimensional mott transition system  $\text{Ca}_2\text{-xSr}_x\text{RuO}_4$ , *Phys. Rev. Lett.* **84**, 2666 (2000).
- [15] Q. Si, R. Yu, and E. Abrahams, High-temperature superconductivity in iron pnictides and chalcogenides, *Nature Reviews Materials* **1**, 16017 (2016).
- [16] A. Kreisel, B. M. Andersen, P. O. Sprau, A. Kostin, J. C. S. Davis, and P. J. Hirschfeld, Orbital selective pairing and gap structures of iron-based superconductors, *Phys. Rev. B* **95**, 174504 (2017).
- [17] P. O. Sprau, A. Kostin, A. Kreisel, A. E. Böhmer, V. Taufour, P. C. Canfield, S. Mukherjee, P. J. Hirschfeld, B. M. Andersen, and J. C. S. Davis, Discovery of orbital-selective cooper pairing in fese, *Science* **357**, 75 (2017).
- [18] G. Zwirgagl and P. Fulde, The dual nature of  $5f$  electrons and the origin of heavy fermions in  $u$  compounds, *Journal of Physics: Condensed Matter* **15**, S1911 (2003).
- [19] M. Neupane, P. Richard, Z.-H. Pan, Y.-M. Xu, R. Jin, D. Mandrus, X. Dai, Z. Fang, Z. Wang, and H. Ding, Observation of a novel orbital selective mott transition in  $\text{Ca}_{1.8}\text{Sr}_{0.2}\text{RuO}_4$ , *Phys. Rev. Lett.* **103**, 097001 (2009).
- [20] M. Yi, Z.-K. Liu, Y. Zhang, R. Yu, J.-X. Zhu, J. J. Lee, R. G. Moore, F. T. Schmitt, W. Li, S. C. Riggs, J.-H. Chu, B. Lv, J. Hu, M. Hashimoto, S.-K. Mo, Z. Hussain, Z. Q. Mao, C. W. Chu, I. R. Fisher, Q. Si, Z.-X. Shen, and D. H. Lu, Observation of universal strong orbital-dependent correlation effects in iron chalcogenides, *Nature Communications* **6**, 7777 (2015).
- [21] A. Dalal and J. Ruhman, Orbital selective mott phase in electron-doped twisted transition metal-dichalcogenides: A possible realization of the kondo lattice model, *Phys. Rev. Res.* **3**, 043173 (2021).
- [22] A. Ramires and J. L. Lado, Emulating heavy fermions in twisted trilayer graphene, *Phys. Rev. Lett.* **127**, 026401 (2021).
- [23] A. Georges, L. d. Medici, and J. Mravlje, Strong correlations from hund's coupling, *Annual Review of Condensed Matter Physics* **4**, 137 (2013).
- [24] L. de' Medici, Hund's coupling and its key role in tuning multi-orbital correlations, *Phys. Rev. B* **83**, 205112 (2011).
- [25] L. de' Medici, J. Mravlje, and A. Georges, Janus-faced influence of hund's rule coupling in strongly correlated materials, *Phys. Rev. Lett.* **107**, 256401 (2011).
- [26] F. B. Kugler and G. Kotliar, Is the orbital-selective mott phase stable against interorbital hopping?, *Phys. Rev. Lett.* **129**, 096403 (2022).
- [27] Y. Komijani and G. Kotliar, Analytical slave-spin mean-field approach to orbital selective mott insulators, *Phys. Rev. B* **96**, 125111 (2017).
- [28] R. Yu and Q. Si, Orbital-selective mott phase in multi-orbital models for iron pnictides and chalcogenides, *Phys. Rev. B* **96**, 125110 (2017).
- [29] K. S. D. Beach and F. F. Assaad, Orbital-selective mott transition and heavy-fermion behavior in a bilayer hubbard model for  $^3\text{He}$ , *Phys. Rev. B* **83**, 045103 (2011).
- [30] S. G. Ovchinnikov and V. V. Val'kov, *Hubbard operators in the theory of strongly correlated electrons* (World Scientific, 2004).
- [31] G. Kotliar and A. E. Ruckenstein, New functional integral approach to strongly correlated fermi systems: The gutzwiler approximation as a saddle point, *Phys. Rev. Lett.* **57**, 1362 (1986).
- [32] X.-G. Wen and P. A. Lee, Theory of underdoped cuprates, *Phys. Rev. Lett.* **76**, 503 (1996).
- [33] S. Florens and A. Georges, Slave-rotor mean-field theories of strongly correlated systems and the mott transition in finite dimensions, *Phys. Rev. B* **70**, 035114 (2004).
- [34] T. D. Stanescu, I. Martin, and P. Phillips,  $d_{x^2-y^2}$  pairing of composite excitations in the two-dimensional hubbard model, *Phys. Rev. B* **62**, 4300 (2000).
- [35] J. Hubbard, Electron correlations in narrow energy bands, *Proceedings of the Royal Society of London. Series A. Mathematical and Physical Sciences* **276**, 238 (1963).
- [36] J. Beenen and D. M. Edwards, Superconductivity in the two-dimensional hubbard model, *Phys. Rev. B* **52**, 13636 (1995).
- [37] A. Avella and F. Mancini, The composite operator method (com), in *Strongly Correlated Systems: Theoretical Methods* (Springer, 2011) pp. 103–141.
- [38] L. Haurie, M. Grandadam, E. Pangburn, A. Banerjee, S. Burdin, and C. Pépin, Bands renormalization and superconductivity in the strongly correlated hubbard model using composite operators method, *Journal of Physics: Condensed Matter* **36**, 255601 (2024).
- [39] A. Avella, F. Mancini, S. Odashima, and G. Scelza, The two-orbital hubbard model and the osmt, *Physica C: Superconductivity* **460-462**, 1068 (2007).
- [40] C. Pépin, Kondo breakdown as a selective mott transition in the anderson lattice, *Phys. Rev. Lett.* **98**, 206401 (2007).
- [41] C. Pépin, Selective mott transition and heavy fermions, *Phys. Rev. B* **77**, 245129 (2008).
- [42] P. Coleman, C. Pépin, Q. Si, and R. Ramazashvili, How do fermi liquids get heavy and die?, *Journal of Physics: Condensed Matter* **13**, R723 (2001).
- [43] A. Avella, F. Mancini, D. Villani, L. Siurakshina, and V. Y. Yushankhai, The hubbard model in the two-pole approximation,

[International Journal of Modern Physics B](#) **12**, 81 (1998).

- [44] L. M. Roth, Electron correlation in narrow energy bands. i. the two-pole approximation in a narrow  $s$  band, [Phys. Rev.](#) **184**, 451 (1969).
- [45] L. de' Medici, A. Georges, and S. Biermann, Orbital-selective mott transition in multiband systems: Slave-spin representation and dynamical mean-field theory, [Phys. Rev. B](#) **72**, 205124 (2005).
- [46] R. Yu and Q. Si, Orbital-selective mott phase in multiorbital models for alkaline iron selenides  $k_{1-x}fe_{2-y}se_2$ , [Phys. Rev. Lett.](#) **110**, 146402 (2013).
- [47] Since at  $n = 2$ , both the orbitals become Mott insulating.
- [48] M. Oshikawa, Topological approach to luttinger's theorem and the fermi surface of a kondo lattice, [Phys. Rev. Lett.](#) **84**, 3370 (2000).
- [49] I. Osborne, T. Paiva, and N. Trivedi, Broken luttinger theorem in the two-dimensional fermi-hubbard model, [Phys. Rev. B](#) **104**, 235122 (2021).
- [50] W.-W. Yang, Q. Chen, H.-G. Luo, and Y. Zhong, Violation of luttinger's theorem in the simplest doped mott insulator: Falicov-kimball model in the strong-correlation limit, [Phys. Rev. B](#) **106**, 195117 (2022).
- [51] M. Vojta, Orbital-selective mott transitions: Heavy fermions and beyond, [Journal of Low Temperature Physics](#) **161**, 203 (2010).
- [52] T. Senthil, Critical fermi surfaces and non-fermi liquid metals, [Phys. Rev. B](#) **78**, 035103 (2008).
- [53] P. Werner and A. J. Millis, High-spin to low-spin and orbital polarization transitions in multiorbital mott systems, [Phys. Rev. Lett.](#) **99**, 126405 (2007).
- [54] L. de' Medici, S. R. Hassan, M. Capone, and X. Dai, Orbital-selective mott transition out of band degeneracy lifting, [Phys. Rev. Lett.](#) **102**, 126401 (2009).
- [55] E. Jakobi, N. Blümer, and P. van Dongen, Orbital-selective mott transitions in a doped two-band hubbard model with crystal field splitting, [Phys. Rev. B](#) **87**, 205135 (2013).
- [56] J. Wu, P. Phillips, and A. H. Castro Neto, Theory of the magnetic moment in iron pnictides, [Phys. Rev. Lett.](#) **101**, 126401 (2008).
- [57] S. Hoshino and P. Werner, Spontaneous orbital-selective mott transitions and the jahn-teller metal of  $A_3C_{60}$ , [Phys. Rev. Lett.](#) **118**, 177002 (2017).
- [58] P. W. Anderson, Antiferromagnetism. theory of superexchange interaction, [Phys. Rev.](#) **79**, 350 (1950).
- [59] P. A. Lee, N. Nagaosa, and X.-G. Wen, Doping a mott insulator: Physics of high-temperature superconductivity, [Rev. Mod. Phys.](#) **78**, 17 (2006).
- [60] S. Sachdev, Quantum magnetism and criticality, [Nature Physics](#) **4**, 173 (2008).