

Distributed Charging Coordination for Electric Trucks under Limited Facilities and Travel Uncertainties

Ting Bai¹, Yuchao Li², Karl H. Johansson¹, *Fellow, IEEE*, and Jonas Mårtensson¹

Abstract—In this work, we address the problem of charging coordination between electric trucks and charging stations. The problem arises from the tension between the trucks’ nontrivial charging times and the stations’ limited charging facilities. Our goal is to reduce the trucks’ waiting times at the stations while minimizing individual trucks’ operational costs. We propose a distributed coordination framework that relies on computation and communication between the stations and the trucks, and handles uncertainties in travel times and energy consumption. Within the framework, the stations assign a limited number of charging ports to trucks according to the first-come, first-served rule. In addition, each station constructs a waiting time forecast model based on its historical data and provides its estimated waiting times to trucks upon request. When approaching a station, a truck sends its arrival time and estimated arrival-time windows to the nearby station and the distant stations, respectively. The truck then receives the estimated waiting times from these stations in response, and updates its charging plan accordingly while accounting for travel uncertainties. We performed simulation studies for 1,000 trucks traversing the Swedish road network for 40 days, using realistic traffic data with travel uncertainties. The results show that our method reduces the average waiting time of the trucks by 46.1% compared to offline charging plans computed by the trucks without coordination and update, and by 33.8% compared to the coordination scheme assuming zero waiting times at distant stations.

Index Terms—Electric trucks, charging coordination, travel uncertainties, limited charging facilities.

I. INTRODUCTION

THE move towards vehicle electrification has gained global momentum as a solution to climate change and energy shortages [1]. Given that road freight transportation contributes significantly to emissions both in Europe [2], [3] and globally [4], replacing diesel trucks with electric ones can yield considerable benefits. To facilitate this transition, rapid progress has been made in many related aspects, including battery technologies [5], infrastructure development [6], [7], and incentive policy designs [8], [9]. Despite these efforts,

This work is supported in part by the Swedish Research Council Distinguished Professor (Grant Number: 2017-01078), the Knut and Alice Wallenberg Foundation, and the Swedish Strategic Research Foundation CLAS (Grant Number: RIT17-0046).

¹T. Bai, K. H. Johansson, and J. Mårtensson are with the Integrated Transport Research Lab, the Division of Decision and Control Systems, and the Digital Futures, KTH Royal Institute of Technology, SE-100 44 Stockholm, Sweden (e-mails: tingbai@kth.se; kallej@kth.se; jonas1@kth.se).

²Y. Li is with the School of Computing and Augmented Intelligence, Arizona State University, AZ-85281 Tempe, the United States (e-mail: yuchaoli@asu.edu).

several obstacles still impede the widespread adoption of electric trucks.

One such issue is known as *range anxiety* [10], which describes drivers’ concerns about insufficient battery power to reach their destinations. This problem is especially relevant for trucks on long-range delivery missions, where even fully charged batteries may not cover the entire distance [11]. Consequently, it is often necessary to plan where and for how long to recharge the truck at available charging stations. To address such a problem and the associated range anxiety, there has been a growing body of research in developing charging planning methods for trucks. As a part of problem simplification, much of the work assumes sufficient charging facilities at the given charging stations. For instance, [12] and [13] designed charging planning methods for individual trucks that assume no additional waiting time due to charging congestion. These methods also take into consideration mandatory rest regulations for the drivers. Other studies, such as [14]–[16], formulated the charging planning problems as the shortest path problems, where the minimizing objectives vary from the consumed energy, the total travel time, to the operational cost. The computational study given in [17] examined various charging strategies for large vehicle fleets, where the target is to minimize the total cost of the fleets.

Despite the success reported in these works, the assumption of sufficient charging facilities is often overly optimistic. In practice, charging stations have a limited number of charging ports, and the charging times for trucks can be long. When stations are used by trucks from different carriers and there is no coordination, trucks may be stuck in prolonged waiting queues, resulting in increased travel time and labor costs, and potential violations of delivery deadlines. To facilitate the wider adoption of electric trucks despite limited charging resources, there has been much research on coordinated charging strategies in recent years [18]–[23]. Depending on the party responsible for coordination, these methods can be categorized into three types: station-based methods, truck-based methods, and holistic methods.

In station-based methods, charging stations direct or suggest appropriate sites for electric trucks to charge. The coordination objectives of these methods vary from maximizing the utilization of charging infrastructure [24], mitigating power overloads across stations [25], enhancing the operational flexibility of power systems [26], to minimizing operational costs at charging stations [27], to name only a few. In contrast to approaches that focus on a single optimization objective, some

works [28], [29] model the charging coordination problem as non-cooperative games. This formulation allows individual stations to maximize their own revenues by offering competitive charging prices to vehicles. Regardless of the number of objectives optimized, these station-based methods overlook the costs and payoffs of the trucks.

In contrast to the station-based methods, truck-based methods prioritize the interests of the trucks. In these schemes, trucks compute their charging plans with little support from the stations. For instance, the method developed in [30] aims to minimize the total travel time of individual vehicles. To account for limited charging facilities, this method employs data-based queuing models to represent other trucks competing for the charging ports. As a result, the truck need not communicate with the stations when scheduling charging plans. Similar to this work, the methods developed in [31], [32] focus on minimizing vehicles' extra waiting times at stations, where they use probabilistic models to describe the arrival process of competing trucks. Despite the simplicity of these schemes, the lack of communication between the trucks and the stations may lead to potential performance deterioration.

As an alternative to the aforementioned two kinds of schemes, the holistic methods coordinate the charging behaviors of electric trucks via centralized computation, using information received from both the trucks and the stations. These approaches are suitable for scenarios where trucks and charging stations belong to the same interested party, such as big fleet owners. As a result, a common objective shared by all parties involved is optimized through coordination. Methods belonging to this type can be found in [33]–[35]. Apart from the restrictions on the applicable scenarios, these centralized methods typically require extensive communication and full control of each component involved in the system.

In this work, we address the coordination problem where each truck operates based on its own interests. Moreover, we take into consideration the uncertainties in travel times and energy consumption, which are prevalent in practice. Consequently, both station-based methods and holistic coordination schemes cannot be directly applied. While truck-based methods may be used for such problems, our proposed framework enhances coordination performance by incorporating communications between individual trucks and stations. Building upon our previous work [36], the proposed framework involves limited communication between trucks and the stations along their routes, and features charging planning methods that handle bounded travel uncertainties. The main contributions of this work are summarized as follows.

- We propose a distributed charging coordination framework that reduces trucks' waiting times at stations while minimizing their operational costs. The framework involves limited communication between charging stations and trucks, enabling individual trucks to optimize their charging plans dynamically and independently.
- We design a communication and computation scheme for the stations and trucks that facilitates the estimation of trucks' waiting times at stations. The scheme involves waiting time forecast models constructed by stations and

estimated arrival-time windows computed by trucks. It decouples waiting time estimation from charging plan computation, leading to effective charging planning.

- We propose a distributed charging planning approach for individual trucks, which handles bounded uncertainties in travel times and energy consumption while ensuring the feasibility of the obtained charging plans.

Building upon our previous work [36], the present framework introduces three new components: 1) waiting time forecast models computed by the stations, 2) estimated arrival-time windows computed by the trucks, and 3) new charging planning method for the trucks. To test the effectiveness of the proposed coordination framework, we conducted simulation studies for 1,000 trucks traversing the Swedish road network over 40 days with bounded travel uncertainties. In such cases, the coordination scheme in [36] cannot guarantee the feasibility of charging plans. In contrast, our new coordination scheme consistently provides feasible solutions and achieves about 33.8% reduction in waiting time compared to the coordination scheme [36], due to the integration of component 3). Furthermore, it reduces the average waiting time for each truck by approximately 46.1% compared to offline charging plans computed without coordination. These results demonstrate that the new components developed in this work contribute to improved coordination performance and the capability to handle travel uncertainties.

The remainder of the paper is structured as follows. Section II provides an overview of the coordination framework. Section III delves into the scheduling mechanisms carried out by charging stations, including charging resource allocation and waiting time computation. Section IV introduces the approach to computing optimal charging plans for individual trucks, while Section V discusses the simulation studies using realistic road and traffic data. Finally, Section VI presents concluding remarks and possible directions for future research.

II. PROBLEM DESCRIPTION AND OVERVIEW OF THE COORDINATION FRAMEWORK

This section provides a description of the charging coordination problem to be addressed in this work and an overview of the proposed coordination framework.

A. Problem Description

We consider a large collection of electric trucks traversing a road network, where trucks may need to charge midway due to limited battery capacities and long travel distances. In many cases, the charging times required by the trucks can be long, and the charging resources at stations are limited. Therefore, without coordination, trucks may find themselves stuck in long waiting queues for charging ports. To reduce waiting times and mitigate charging congestion at stations, it is essential to establish effective coordination schemes for both the stations and trucks. In particular, throughout this paper, we consider the coordination problem with the following settings:

- a) There are a fixed number of charging stations in the road network, each with a fixed number of charging ports.

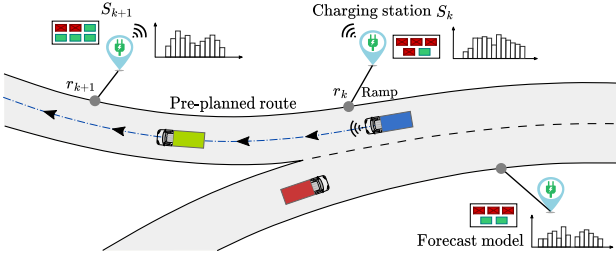


Fig. 1. The road network and communication scheme between trucks and charging stations. Taking the blue truck as an example, it communicates with the charging stations along its route each time it reaches a ramp. Charging stations have limited facilities, where occupied charging ports are indicated by red blocks and available ones by green. Additionally, each station maintains a forecast model to estimate waiting times for trucks.

- b) For all the trucks traversing the road network, their routes are pre-planned. In addition, heading to charging stations may lead to detours.
- c) The traveling time and energy consumption over the pre-planned routes are subject to bounded uncertainties, whereas those for the detours are small and assumed to be deterministic.
- d) Each truck operates for its own interests.

Given the conditions stated above, the charging coordination problem consists of designing communication schemes between the trucks and stations, developing appropriate charging port assignment mechanisms at the stations, and proposing effective charging planning methods for the trucks. The goal is to minimize the labor and charging costs for individual trucks while reducing their waiting times at the stations.

B. Overview of the Coordination Framework

The proposed coordination framework involves a little communication between trucks and charging stations along their routes. Within the framework, each station assigns limited charging facilities to trucks upon their arrival and provides estimated waiting times to the trucks in response to their requests. Based on the information received from the charging stations, trucks optimize their charging plans independently while accounting for bounded travel uncertainties. The computations performed by stations and trucks, as well as the information exchanges between them, are described below.

1) *Computation by the Stations:* As illustrated in Figure 1, the main roads of the traffic network are divided into road segments by *ramps* (denoted by r_k and r_{k+1} in Figure 1, with the connected charging stations denoted by S_k and S_{k+1} , respectively), which serve as access points to individual charging stations with the shortest detours. Within our framework, stations assign their charging ports to the arrived trucks following the *first-come, first-served rule*. In addition, stations provide waiting time estimations to trucks upon request to facilitate the charging plan computations.

In particular, each station computes the charging ports assigned to arrived trucks, and waiting time estimations upon request by trucks. While computing charging port indices is straightforward, estimating waiting times for distant trucks (i.e., trucks that have not yet reached the ramp connected to the station) is difficult. The main challenges arise from:

- C1) The charging schedule at each station can be dynamically changed with the arrival and departure of individual trucks. Without the knowledge of other trucks' charging plans, it is difficult for the stations to accurately estimate waiting times for distant trucks, even given the trucks' precise arrival time information.
- C2) The arrival time of a distant truck at the station depends on the truck's charging decisions and the actual waiting times at all preceding stations. This, in turn, affects the estimated waiting times received by the truck and its charging decisions at preceding stations. Such couplings make it hard for the truck to provide a precise arrival time when requesting waiting time estimations.

To address challenge C1), each station operates in two phases in our framework: the data collection phase and the nominal operation phase. In the data collection phase, the station records the actual arrival and waiting times of trucks locally and constructs a waiting time forecast model based on these data. During this period, the waiting time estimates \tilde{w} sent to distant trucks are set to zero. The model takes the arrival time as input and outputs the estimated waiting time. Once the forecast model is obtained, it is used to compute waiting time estimates without the information of other trucks.

The challenge C2) arises from the coupling between the waiting time estimates and the charging plan. This is resolved through the interaction between the waiting time forecast model and the trucks, as we will discuss next.

2) *Computation by the Trucks:* For a given truck, let N represent the number of charging stations along its route. Consequently, there are N ramps in the route, each connecting to a distinct station. The truck computes its charging plan each time it reaches a ramp, denoted as r_k , $k = 1, \dots, N$. The target is to minimize its own operational cost to traverse the remaining route for delivery mission completion. Upon reaching the ramp r_k , the charging decisions of the truck are described by the collection of variables $b_\ell \in \{0, 1\}$, $t_\ell \in \mathbb{R}_+$, $\ell = k, \dots, N$, where b_ℓ represents whether to charge the truck at its ℓ th station, and t_ℓ represents its planned charging time if $b_\ell = 1$, with \mathbb{R}_+ denoting the set of nonnegative reals. The local information available for the truck to compute these values includes the travel times on its main route and for detours, the charging and battery consumption models, the bounds on travel uncertainties, and other related information to be detailed in Section IV. The critical information provided by the stations S_ℓ is the truck's waiting time estimation, denoted by $\tilde{w}_\ell \in \mathbb{R}_+$, $\ell = k+1, \dots, N$.

As discussed earlier, the coupling between the waiting time estimates and the charging plan presents a major challenge; see C2) above. While the waiting time forecast models at stations can be helpful, they rely on the estimated arrival times provided by the trucks. In our framework, each truck facilitates the waiting time estimates at each station along its route by computing an *estimated arrival-time window*. In particular, upon reaching ramp r_k , the truck computes the estimated arrival-time windows for each of its distant stations S_ℓ , $\ell = k+1, \dots, N$ (excluding the nearby station S_k). The computation assumes the best and worst scenarios for related

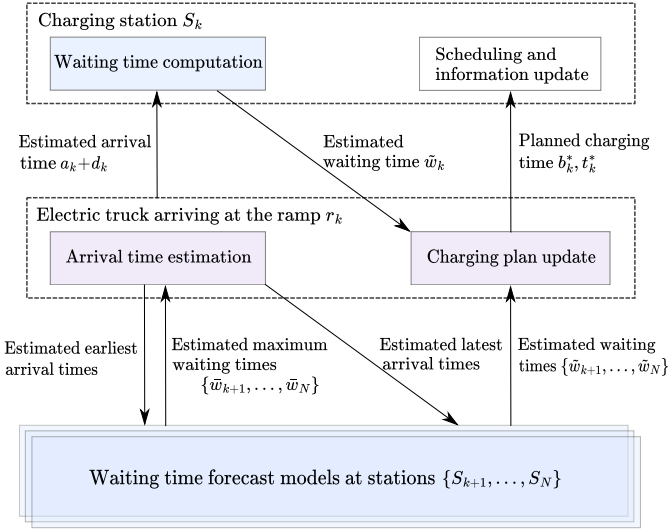


Fig. 2. An overview of the communication and coordination framework between each truck and the charging stations.

variables, thereby decoupling the charging planning from the arrival time estimations.

3) *Communication and Coordination Architecture*: We are now ready to present an overview of the communication and coordination architecture. Suppose that all the stations have obtained their waiting time forecast models. For each truck traversing the road network, the following sequence of communications and computations occur whenever the truck reaches the k th ramp, $k = 1, \dots, N$ in its pre-planned route.

- 1) The truck sends to the station S_k connected to r_k its estimated arrival time, which is the present time a_k plus the detour time d_k needed for reaching the station.
- 2) The station S_k computes the truck's estimated waiting time \tilde{w}_k according to the present charging schedule and sends it to the truck.
- 3) The truck and its distant stations S_ℓ , $\ell = k + 1, \dots, N$ go through two rounds of communications and computations. In the end, the truck receives the estimated waiting times \tilde{w}_ℓ , $\ell = k + 1, \dots, N$ from these stations.
- 4) Based on the estimated waiting times $\tilde{w}_k, \tilde{w}_{k+1}, \dots, \tilde{w}_N$, the truck updates its charging plan and sends to the station S_k its planned charging time (b_k^*, t_k^*) if b_k^* is nonzero.
- 5) Upon receiving the planned charging time (b_k^*, t_k^*) , the station S_k places the truck into the queue and updates related information.

A summary of the communication and coordination architecture is depicted in Figure 2. Note that upon a truck's arrival at its k th ramp r_k , there are communications between the truck and all the subsequent stations S_k, S_{k+1}, \dots, S_N along the truck's pre-planned route. However, only station S_k receives the updated charging plan and adjusts the schedule accordingly. This leads to limited computation related to the scheduling for the stations, as we will show in the next section.

The two rounds of communications and computations mentioned above are essential for the estimation of waiting times at distant stations, which builds upon the estimated arrival-

time windows provided by the truck. More specifically, the truck first provides the distant stations S_ℓ , $\ell = k + 1, \dots, N$ with its estimated earliest arrival times. These times enable stations to respond with estimated maximum waiting times $\tilde{w}_{k+1}, \dots, \tilde{w}_N$. Using this information, the truck computes its estimated latest arrival times to these stations and sends them back to the stations. The truck's estimated arrival-time window at each station is defined by its earliest and latest arrival times, which are leveraged by the stations S_ℓ , $\ell = k + 1, \dots, N$ to compute the estimated waiting times $\tilde{w}_{k+1}, \dots, \tilde{w}_N$ for the truck. The computations at stations rely on their respective waiting time forecast models.

Note that in the proposed coordination framework, there is no communication between stations or between individual trucks; communication occurs only between trucks and stations. Moreover, all the computations are carried out locally, so the coordination framework is fully distributed. In what follows, we provide details on the computations conducted by the stations and trucks, respectively.

III. ESTIMATION AND COMPUTATION AT CHARGING STATIONS

This section presents the estimation and computation carried out at charging stations. We start by discussing the process for stations to establish local waiting time forecast models. We then introduce how stations calculate the estimated waiting times upon trucks' requests utilizing the obtained forecast models. Depending on how far the trucks are to the stations when sending out the requests, the stations compute the trucks' waiting times either exactly based on the present charging schedule, or approximately based on the forecast models. In the end, we discuss the approach each station takes for charging scheduling and information updates.

A. Waiting Time Forecast Model

As discussed earlier, stations operate in two different phases: the data collection phase and the nominal operation phase. During the first phase, charging stations record historical data of trucks that used the stations for charging over a fixed period. This data includes the arrival times of the trucks, the port each truck was assigned to, and the trucks' actual waiting times at the station. Using this information, each charging station computes its waiting time forecast model to facilitate the waiting time estimations, as will be introduced in Section III-C.

In particular, the forecast model can be viewed as a function f that outputs a nonnegative waiting time estimation given an estimated arrival time of a truck. In this paper, the forecast model at each station is attained by discretizing the timeline of one day, and then computing the average waiting times of all trucks documented in the historical data within each time interval. Such a modeling method is simple and reliable, as indicated in our results. Other approaches to establishing the forecast model based on historical data at local stations may also fit into the proposed coordination framework.

B. Waiting Time Computation for Nearby Trucks

Each station classifies trucks that communicate with it into two types: *nearby trucks* and *distant trucks*. A station views a truck as nearby if it has reached the corresponding ramp connecting to the station. In such a case, the station can compute the trucks' waiting time estimate according to the present schedule, thus making the accurate estimation.

More specifically, given a charging station, let us denote by C the collection of its charging ports. Each charging port $c \in C$ maintains an earliest available time $t_{a,c}$, which represents the earliest time since when the port becomes available onwards indefinitely. If a nearby truck reaches the corresponding ramp of the station, it sends its arrival time $a+d$ to the station, where a denotes the present time (at which the truck reaches the ramp), and d denotes the detour time required by the truck to reach the station from the ramp. The station then computes the truck's waiting time at the station by

$$\tilde{w} = \max \left\{ \min_{c \in C} (t_{a,c} - (a+d)), 0 \right\}, \quad (1)$$

which compares the available times of every port at the station with the truck's estimated arrival time and calculates the waiting time accordingly. This waiting time is then sent to the truck used for its charging plan optimization.

C. Waiting Time Estimation for Distant Trucks

Compared to waiting time computations for nearby trucks, it is more challenging for a station to calculate the waiting time estimations for distant trucks. This difficulty arises because the estimated waiting time of a distant truck is determined by its arrival time at the station, which is coupled with the truck's charging decisions and actual waiting times at all preceding stations. Our framework addresses this difficulty by decoupling estimation and computation using an estimated arrival time computed by the truck and performing two rounds of communications and computations between the station and the distant truck, as introduced below.

We denote by \underline{a} the estimated earliest arrival time sent from a distant truck to the station. Upon receiving this information, the station computes the maximum waiting time \bar{w} since $\underline{a}+d$ based on its waiting time forecast model, i.e.,

$$\bar{w} = \max_{a \geq \underline{a}} f(a+d). \quad (2)$$

The station then replies to the truck with \bar{w} . As a response, the truck provides its estimated latest arrival time \bar{a} to the station. The procedures for computing \underline{a} and \bar{a} will be detailed in Section IV. Through the communication, the station receives an estimated arrival-time window from the distant truck, represented as the closed interval $[\underline{a}+d, \bar{a}+d]$. Based on this arrival-time window, the station can compute the estimated waiting time \tilde{w} for the distant truck by

$$\tilde{w} = \frac{1}{\bar{a} - \underline{a}} \int_{\underline{a}+d}^{\bar{a}+d} f(t) dt, \quad (3)$$

where the waiting time forecast model f is established by the station locally. In response to the truck's request, the station sends the estimated waiting time \tilde{w} to the truck; cf. Figure 2.

D. Charging Scheduling and Information Update

In the proposed coordination framework, each station computes and provides waiting time estimates \tilde{w} to both nearby and distant trucks, but only assigns charging ports for nearby trucks upon receiving their charging plans, as illustrated in Figure 2. Such a design simplifies the charging scheduling computations at stations. More importantly, it enables trucks to adjust their charging plans at each preceding ramp to address travel uncertainties, such as travel time delays, charging congestion at stations, etc.

To proceed, we introduce how stations assign their charging ports to individual trucks following the first-come, first-served rule, and update the charging schedule information accordingly. A station receives the charging plan from a nearby truck in the form of its arrival time $a+d$ and charging decision (b^*, t^*) , where b^* stands for the binary charging decision of the truck, and t^* denotes the planned charging time at the station. If $b^* = 0$, the earliest availability times $\{t_{a,c}\}_{c \in C}$ remain unchanged for all the charging ports c . Otherwise, let us denote by c^* the port that achieves the minimal waiting time in (1), equivalently,

$$c^* \in \arg \min_{c \in C} t_{a,c}. \quad (4)$$

The port c^* is assigned to the nearby truck for a duration of t^* , starting from $a+d+\tilde{w}$, where \tilde{w} is given by (1). Accordingly, the earliest available time of the port c^* is updated as

$$t_{a,c^*} = a+d+\tilde{w}+t^*, \quad (5)$$

while the available times of other ports remain unchanged.

Note that the mechanism introduced above follows the first-come, first-served rule. It ensures that charging time is spent consecutively at the same port and is straightforward to implement. In addition, we assume that the station communicates with only one nearby truck at a time for simplification of the discussion. The proposed framework also allows for alternative scheduling approaches at the potential expense of more communication and computation at the stations.

IV. CHARGING STRATEGY OPTIMIZATION BY TRUCKS

This section presents the charging strategy optimization problem addressed by the trucks, building upon the estimated waiting times provided by the charging stations along their pre-planned routes. We start by introducing the route models, decision variables for individual trucks, and the dynamic models used to formulate the charging planning problem. Next, we describe how trucks compute their estimated arrival-time windows for requesting waiting time estimates. Finally, we propose a method for determining the optimal charging strategy for the truck.

A. Model of the Charging Planning Problem

We assume each truck has a fixed, pre-planned route between its origin and destination, as illustrated in Figure 3. For a given truck, there are N charging stations S_k , $k=1, \dots, N$ along its route, each connected to a corresponding ramp r_k . In particular, the origin and destination are denoted by r_0

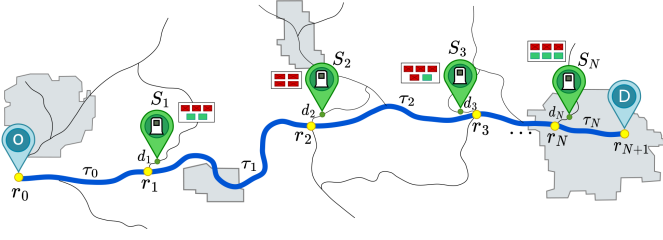


Fig. 3. The route model of each single truck, where the pre-planned route between the origin and destination is represented by the blue path. Ramps in the route are marked in yellow and the connected charging stations S_k , $k=1, \dots, N$ are shown by green labels. Green and red blocks at each station indicate the availability of the charging ports.

and r_{N+1} , respectively. The pre-planned route is divided into $N+1$ road segments by the ramps, with the nominal traverse time from r_k to r_{k+1} denoted as τ_k , $k=0, \dots, N$. The actual travel times on the main route are subject to bounded disturbances. Specifically, the actual travel time from r_k to r_{k+1} is denoted as $\tau_k + \delta_{\tau,k}$, where $\delta_{\tau,k}$ is a zero-mean random variable generated by a given distribution over a known and bounded range $[-\delta_k^1 \tau_k, \delta_k^1 \tau_k]$. Here, $\delta_k^1 \in \mathfrak{R}_+$, $k=0, \dots, N$, are known constants. The detour time between r_k and S_k is denoted by d_k , which is relatively short and assumed to be deterministic in our model.

Trucks optimize their charging plans dynamically each time they arrive at a ramp r_k , $k=1, \dots, N$, aiming to minimize the total operational costs required to traverse the remaining routes for completing their delivery tasks. As discussed in Section II, each truck makes the following two types of decisions upon reaching a ramp r_k : (i) whether to charge at S_ℓ , $\ell=k, \dots, N$; and (ii) how long to charge the truck if it decides to charge at S_ℓ . These decisions can be represented by the variables

$$b_\ell \in \{0, 1\}, t_\ell \in \mathfrak{R}_+, \quad \ell = k, \dots, N, \quad (6)$$

where $b_\ell = 1$ if the truck decides to charge at the k th charging station along its route and 0 otherwise, t_ℓ denotes the planned charging time of the truck at S_ℓ if $b_\ell = 1$.

To describe the charging plan, it is necessary to model the remaining batteries upon reaching different ramps, which we introduce next. For any given truck, let e_{ini} be the initial battery of the truck at its origin and e_k its remaining battery when it first arrives at its ramp r_k . Similar to travel times τ_k , we assume there are random fluctuations $\delta_{e,k}$ of energy consumption while the truck travels between ramps r_k and r_{k+1} , where $\delta_{e,k}$, $k=0, \dots, N$, take values from the intervals $[-\delta_k^2 e_k, \delta_k^2 e_k]$ and $\delta_k^2 \in \mathfrak{R}_+$ are known constants. As a result, the dynamic of the remaining battery of a truck upon reaching its ramp r_1 is modeled as

$$e_1 = e_{\text{ini}} - \bar{P}\tau_0 + \delta_{e,0}, \quad (7)$$

while for $\ell = k, \dots, N$ with $k=1, \dots, N$, the values $e_{\ell+1}$ are given by

$$e_{\ell+1} = e_\ell + b_\ell \Delta e_\ell - \bar{P}(2b_\ell d_\ell + \tau_\ell) + \delta_{e,\ell}. \quad (8)$$

Here \bar{P} denotes the truck's battery consumption per unit of travel time, and Δe_ℓ denotes the increased battery charged

at S_ℓ . To ensure that the truck's remaining battery at r_ℓ is sufficient for reaching S_ℓ , we require that

$$e_\ell \geq e_s + \bar{P}d_\ell, \quad \ell = k, \dots, N, \quad (9a)$$

$$e_{N+1} \geq e_s, \quad (9b)$$

where e_s is a constant margin on the remaining battery for safe operation. In (8), the charging process at each station is approximated by a linear model, given as

$$\Delta e_\ell = t_\ell \min \{P_\ell, P_{\text{max}}\}, \quad \ell = k, \dots, N, \quad (10)$$

where P_ℓ denotes the charging power provided by S_ℓ while P_{max} is the maximum charging power acceptable by the truck's battery. Restricted by the battery capacity of the truck, Δe_ℓ is confined by

$$0 \leq \Delta e_\ell \leq e_f - (e_\ell - \bar{P}d_\ell), \quad \ell = k, \dots, N, \quad (11)$$

where e_f is the full battery of the truck.

To effectively coordinate trucks' arrival times at the stations, we also need to model the predicted arrival times of trucks at their ramps. Let a_{ini} denote the departure time of a truck from its origin, and a_ℓ the time it reaches the ramp r_ℓ for the first time. The arrival time of the truck at its first ramp can be then described as

$$a_1 = a_{\text{ini}} + \tau_0 + \delta_{\tau,0}. \quad (12)$$

The arrival times $a_{\ell+1}$ for $\ell = k, \dots, N$ with $k=1, \dots, N$, are given by

$$a_{\ell+1} = a_\ell + b_\ell(t_\ell + w_\ell + 2d_\ell) + \tau_\ell + \delta_{\tau,\ell}, \quad (13)$$

where $w_\ell \in \mathfrak{R}_+$ represents the truck's waiting time at S_ℓ due to charging congestion. Typically, delivery missions have deadlines a_{end} , which can be described as the constraint $a_{N+1} \leq a_{\text{end}}$. However, due to constraints of charging resources, it is difficult to ensure the deadline as a hard constraint. We encode the preference of reaching the destination before the deadline as a soft constraint, as we will discuss next in Section IV-C.

We incorporate bounded uncertainties in travel times and battery consumption into the proposed coordination framework. In practice, there may be intricate relationships between the two uncertain disturbances. For instance, a special case of $\delta_{e,\ell}$ in (8) can be represented by $\bar{P}\delta_{\tau,\ell}$. To suit more general scenarios, we treat the two uncertainties as random variables and leave their relationship unspecified.

B. Computation of Estimated Arrival-Time Windows

A truck computes its charging plan upon reaching each ramp. When arriving at the k th ramp r_k , the truck optimizes its charging plan, including its charging decisions at every subsequent station S_ℓ , $\ell = k, \dots, N$, along its remaining route, and the target is to complete the delivery mission while minimizing its operational costs. To effectively coordinate the truck's arrival and charging times at these stations, the estimated waiting times $\tilde{w}_k, \dots, \tilde{w}_N$ provided by the corresponding stations are required.

As discussed in Section II, these estimated waiting times rely on the truck's arrival times at the stations. Upon reaching the k th ramp r_k , the truck provides its exact arrival time $a_k +$

d_k to the *nearby station* S_k . This enables the station S_k to compute the estimated waiting time \tilde{w}_k according to the real-time charging schedule; cf. (1). For the *distant stations* S_ℓ , $\ell = k+1, \dots, N$, however, it is not possible for the truck to provide its accurate arrival times. This is because each of the truck's arrival times $a_\ell + d_\ell$, $\ell = k+1, \dots, N$, is coupled with its charging decisions and the actual waiting times at all the preceding stations $S_k, \dots, S_{\ell-1}$. The situation is further exacerbated by the presence of travel uncertainties.

To address this challenge, the truck computes estimated arrival-time windows for each distant station and sends the information to these stations. In particular, upon reaching the ramp r_k , the estimated arrival-time windows for its distant stations S_ℓ , $\ell = k+1, \dots, N$ are given by the closed intervals $[\underline{a}_\ell + d_\ell, \bar{a}_\ell + d_\ell]$. Here, \underline{a}_ℓ and \bar{a}_ℓ represent the estimated earliest and latest arrival times of the truck at the ramp r_ℓ , respectively, while d_ℓ is the detour time to reach S_ℓ from the corresponding ramp. In what follows, we present how the truck computes \underline{a}_ℓ and \bar{a}_ℓ for the distant stations S_ℓ , $\ell = k+1, \dots, N$.

1) *The Estimated Earliest Arrival Time*: The estimated earliest arrival time \underline{a}_ℓ is computed by assuming the best scenarios, where the charging amount is only sufficient to reach S_ℓ , the waiting times at all the stations preceding to S_ℓ are assumed to be zero, and all the random variables are assumed to take favorable values. Specifically, when a truck reaches its ramp r_k at the time instant a_k with the remaining battery e_k , it solves $N - k$ optimization problems, each corresponding to a distant station. For $\ell = k+1, \dots, N$, the optimization problem addressed by the truck is

$$\min_{\{(b_h, t_h)\}_{h=k}^{\ell-1}} \sum_{h=k}^{\ell-1} b_h (2d_h + t_h), \quad (14)$$

subject to the constraints

$$b_h \in \{0, 1\}, \quad t_h \in \mathfrak{R}_+, \quad (15a)$$

$$e_{h+1} = e_h + b_h \Delta e_h - \bar{P}(2b_h d_h + \tau_h) + \delta_h^2 e_h, \quad (15b)$$

$$e_h \geq e_s + \bar{P}d_h, \quad (15c)$$

$$\Delta e_h = t_h \min\{P_h, P_{\max}\}, \quad (15d)$$

$$0 \leq \Delta e_h \leq e_f - (e_h - \bar{P}d_h), \quad (15e)$$

for $h = k, \dots, \ell-1$. Supposing that the minimum is attained at $\{(\hat{b}_h, \hat{t}_h)\}_{h=k}^{\ell-1}$, the estimated earliest arrival times of the truck at the distant ramp r_ℓ is then computed by

$$\underline{a}_\ell = a_k + \sum_{h=k}^{\ell-1} \left(\hat{b}_h (2d_h + \hat{t}_h) + \tau_h - \delta_h^1 \tau_h \right). \quad (16)$$

In computing the truck's earliest arrival times at distant stations, the favorable uncertainties in the energy consumption model in (15b) taking the values $\delta_h^2 e_h$ and those in the travel times taking the values of $-\delta_h^1 \tau_h$, as given in (16). The estimated earliest arrival times to $\underline{a}_\ell + d_\ell$ are then sent to the distant stations S_ℓ , $\ell = k+1, \dots, N$.

2) *The Estimated Latest Arrival Time*: The latest arrival times are obtained by assuming the opposite, i.e., fully charging at all preceding stations, long waiting times, and unfavorable values of random variables. The computation of the latest arrival times does not require solving optimization problems.

Instead, they can be derived from closed-form formulas by employing values of the variables in the worst scenarios. First, to attain the long estimated waiting times at stations, the truck relies on the response of the distant stations to the estimated earliest arrival times. More specifically, the truck arriving at its ramp r_k first sends its earliest arrival times $\underline{a}_\ell + d_\ell$ to the distant stations S_ℓ , as noted earlier. In response, the truck receives the estimated maximum waiting time \bar{w}_ℓ from the distant stations S_ℓ , $\ell = k+1, \dots, N$; cf. (2). According to these estimated maximum waiting times, the truck can compute its latest arrival times at the corresponding ramps leading to these stations by

$$\bar{a}_\ell = a_k + \sum_{h=k}^{\ell-1} \left(2d_h + \frac{\Delta \bar{e}_h}{\min\{P_h, P_{\max}\}} + \bar{w}_h + \tau_h + \delta_h^1 \tau_h \right), \quad (17)$$

where, the estimated maximum waiting time at the nearby station \bar{w}_k equals the estimated waiting time \tilde{w}_k . As the battery is fully charged at every station preceding to S_ℓ , in line with (11), the maximum increased battery $\Delta \bar{e}_k$ is obtained by

$$\Delta \bar{e}_k = e_f - (e_k - \bar{P}d_k), \quad (18)$$

while for $h = k+1, \dots, \ell-1$, there is

$$\Delta \bar{e}_h = \bar{P}(d_{h-1} + \tau_{h-1} + d_h) + \delta_{h-1}^2 e_{h-1}. \quad (19)$$

As such, the truck computes its estimated arrival-time windows $[\underline{a}_\ell + d_\ell, \bar{a}_\ell + d_\ell]$, $\ell = k+1, \dots, N$ at every distant station S_ℓ along its remaining route. By sending this information to S_ℓ , the stations can provide the estimated waiting times \tilde{w}_ℓ ; cf. (3). Together with the waiting time \tilde{w}_k provided by the nearby station S_k , the truck can update its charging strategy, as we discuss next.

C. Charging Strategy Optimization

The preceding subsection presents the detailed computation by the truck to facilitate the calculation of the estimated waiting times $\tilde{w}_k, \dots, \tilde{w}_N$ by the corresponding stations. Once receiving the estimated waiting times, the truck optimizes its charging plan by solving the problem

$$\min_{\{(b_\ell, t_\ell)\}_{\ell=k}^N} \sum_{\ell=k}^N \left(\xi b_\ell (2d_\ell + t_\ell + \tilde{w}_\ell) + \theta_\ell b_\ell t_\ell \right) + \max \left\{ \gamma (a_{N+1} - a_{\text{end}}), 0 \right\}, \quad (20)$$

subject to the constraints

$$b_\ell \in \{0, 1\}, \quad t_\ell \in \mathfrak{R}_+, \quad (21a)$$

$$e_{\ell+1} = e_\ell + b_\ell \Delta e_\ell - \bar{P}(2b_\ell d_\ell + \tau_\ell), \quad (21b)$$

$$e_\ell \geq e_s + \delta_\ell^2 e_\ell + \bar{P}d_\ell, \quad (21c)$$

$$\Delta e_\ell = t_\ell \min\{P_\ell, P_{\max}\}, \quad (21d)$$

$$0 \leq \Delta e_\ell \leq e_f - (e_\ell - \bar{P}d_\ell), \quad (21e)$$

$$a_{\ell+1} = a_\ell + b_\ell (t_\ell + \tilde{w}_\ell + 2d_\ell) + \tau_\ell, \quad (21f)$$

for $\ell = k, \dots, N$, and the constraint

$$e_{N+1} \geq e_s + \delta_N^2 e_N. \quad (22)$$

The cost function is composed of labor costs, charging expenses, and a penalty for violating the delivery deadline. Here ξ denotes the labor cost per time unit incurred due to detours, charging, and waiting, while θ_ℓ represents the electricity cost at the station S_ℓ per unit of charging time. Additionally, γ serves as a tuning parameter used to encode the delivery deadline as a soft constraint, with a_{end} denoting the latest arrival time indicated by the deadline.

The constraints (21b) and (21f) are obtained via certainty equivalence approximation of (8) and (13), i.e., by setting the random variables $\delta_{e,\ell}$ and $\delta_{\tau,\ell}$ to their mean values. The safety margins in (21c) and (22) are increased by $\delta_\ell^2 e_\ell$ and $\delta_N^2 e_N$, respectively, when compared with (9). This ensures the feasibility of the obtained solution under all possible values of the random variables. Suppose that the optimal value is attained at $\{(b_\ell^*, t_\ell^*)\}_{\ell=k}^N$, the truck sends to the nearby station S_k its decision (b_k^*, t_k^*) . Together with its arrival time $a_k + d_k$ sent to the station earlier, the truck provides necessary information needed to get a charging port if $t_k = 1$.

V. SIMULATION STUDIES OVER THE SWEDISH ROAD NETWORK

This section tests the proposed coordination framework over the Swedish road network using realistic road and truck data. We first introduce the simulation setup, including practical transport flows between different regions, realistic delivery routes, and in-use parameter settings for electric trucks. In the sequel, we provide the evaluation and comparison results of the simulation studies that illustrate the effectiveness of the developed charging coordination approach.

A. Setup

1) *Missions, Routes, and Charging Stations*: We consider the Swedish road network comprising 105 real road terminals, as shown by the blue nodes in Figure 4(a). The transport flow between any two nodes represents the delivery demands between two corresponding regions, which is derived from the SAMGODS model and built upon realistic producer and consumer data in Sweden. We then generate the delivery missions for 1,000 trucks, where the origin-destination (OD) pair of each truck is chosen from the set of road terminals. To achieve a realistic distribution of the delivery missions, the transport flow given in Figure 4(a) is employed. Specifically, the probability of selecting two terminals i and j as an OD pair is computed by $F_{i,j} / \sum_{i,j} F_{i,j}$, where $F_{i,j}$ denotes the truck flow from the terminal i to j based on the SAMGODS model. Given the realistic coordinates of the nodes comprising the OD pairs, the route for each truck can be planned using the open-source routing service *OpenStreetMap* [37].

As there are very few charging stations in use nowadays for commercial electric trucks, we make use of some extra road terminals obtained from the SAMGODS model as potential charging stations in the network, as shown by the green nodes in Figure 4(b). Using a certain search range, one can identify a collection of charging stations along the pre-planned route for each trip, as well as the ramps in the route leading to the shortest detour to reach the corresponding charging stations.

The capacity of a charging station is determined so that it is proportional to the number of trucks that may use the station for charging. By “may use,” we mean that the truck has the station along its pre-planned route. More details on the size of each station are provided in Figure 4(b). Furthermore, trucks’ nominal travel times on its route segments $\{\tau_k\}_{k=0}^N$ and for detours $\{d_k\}_{k=1}^N$ are obtained from the *OpenStreetMap*. As an illustration, the route model of one truck is shown in Figure 4(c).

2) *Parameter Settings*: We model the departure times of trucks to be random within the time window 07:00–10:00, assuming each truck commences its journey with an arbitrary but feasible battery from its origin. Parameters for the electric trucks are set using the latest data published by Scania [38]. More specifically, we consider electric trucks with a maximum capacity of 40 tonnes and equipped with an installed battery of 624 kWh, among which 468 kWh is usable. With this, trucks can cover a travel distance of 350 km on a single charge. The maximum acceptable charging power of a truck is 350 kW. For safe operation, e_s is set as 25% of the installed battery capacity. In addition, we assume a constant driving speed of 82 km/h for every truck, leading to a battery consumption rate of approximately 1.83 kWh per minute. Charging at each station incurs the electricity cost of 0.36€ per kWh, and the monetary labor cost due to extended travel time is considered as 0.4€ per minute, which is set according to the prevailing salaries for truck drivers in Sweden in 2024.

B. Results and Comparison

To test the developed coordination framework, we compare our method with two other coordination approaches: the *offline strategy* and the *dynamic strategy*. The offline strategy is computed by each truck offline without considering charging congestion at stations or travel uncertainties. The dynamic strategy, similar to our proposed coordination method, is computed by each truck whenever it arrives at a ramp. However, in the dynamic strategy, communication occurs only between the truck and its nearby station, assuming zero waiting times at distant stations. Moreover, we compare the deterministic and stochastic scenarios in our simulation study. In the deterministic scenario, all parameters and related variables are certain. In the stochastic scenario, we assume that trucks’ travel times and battery consumption are subject to 5% disturbances, namely $\delta_k^1 = \delta_k^2 = 5\%$ for all k . Below, we present our simulation results for each scenario.

1) *Deterministic Scenario*: We conducted simulations for 1,000 trucks traversing the Swedish road network over 40 days. During the initial 10 days, the stations collect arrival and waiting time data for trucks, setting the estimated waiting times \tilde{w} as zero for all distant trucks. Using the data collected during this phase, the stations construct waiting time forecast models as waiting time estimation plots. For example, the waiting time forecast models of the four charging stations marked in red in Figure 4(b) are shown in Figure 5. In each waiting time estimation plot, the timeline per day is discretized into 5 minute intervals when recording trucks’ arrivals and actual waiting times. The y-axis in Figure 5 shows

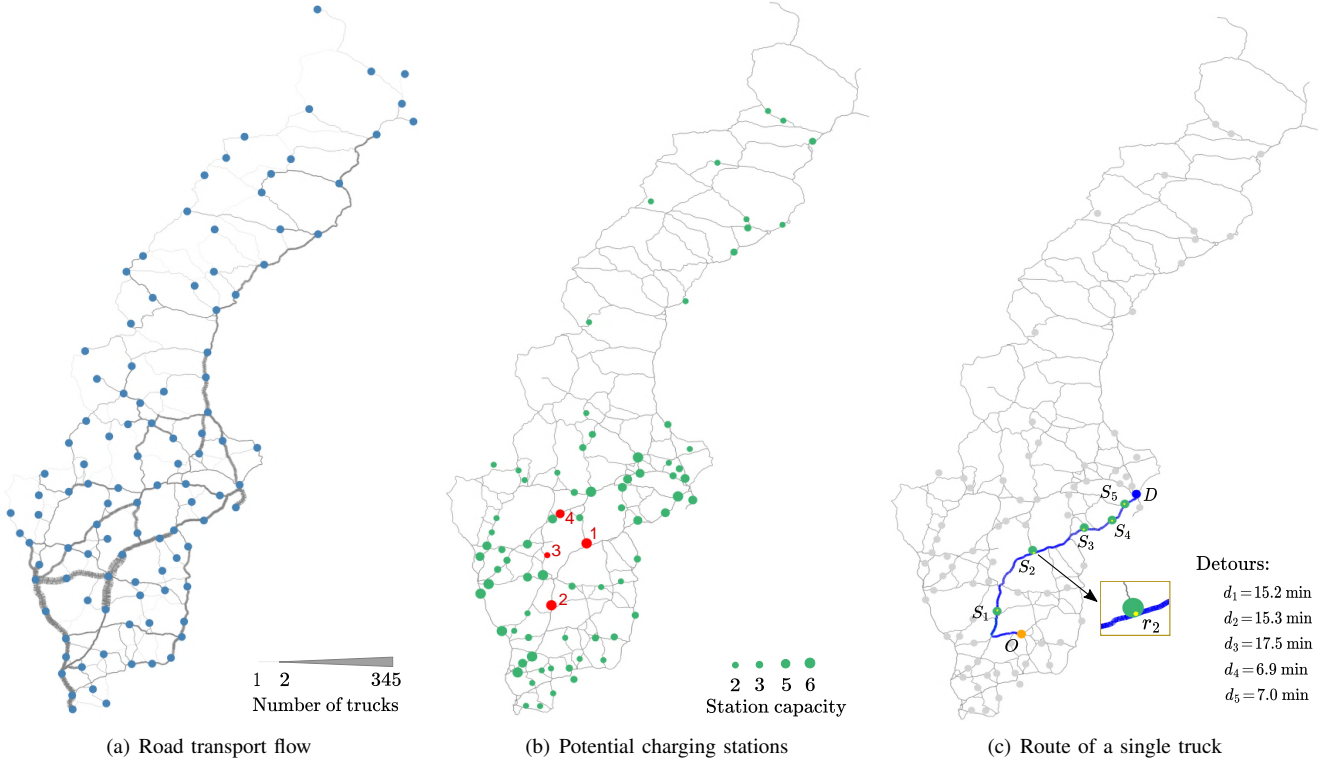


Fig. 4. (a) The transport flow among different regions in Sweden. (b) The potential charging stations for electric trucks, where the size of the green nodes denotes the number of charging ports (i.e., capacity) at the station. Four representative charging stations are marked in red and their waiting time plots are shown in Figure 5. (c) The route model of a single truck.

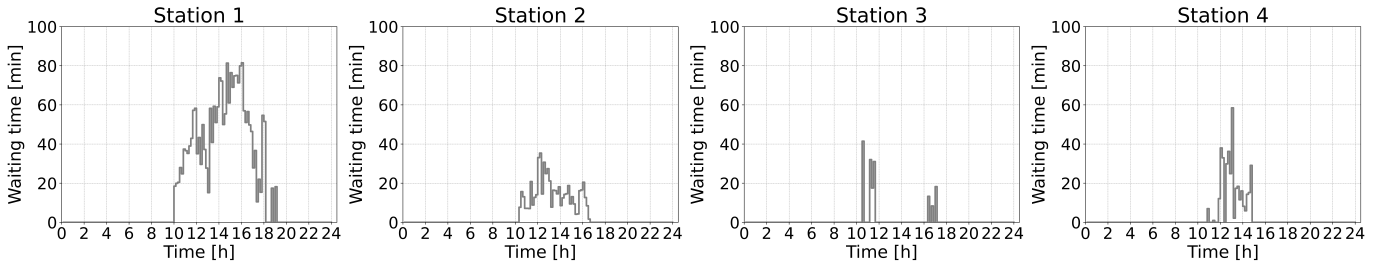


Fig. 5. The waiting time forecast models at four representative charging stations that are marked in red in Figure 4(b). The models are obtained using the historical data at each local station.

the average waiting time of the trucks that arrived at the station during corresponding time periods. The obtained waiting time forecast models are then used by the stations to compute the estimated waiting times for trucks upon their requests when applying the proposed method in the following 30 days.

Simulation results for the deterministic scenario are shown in Figure 6 and Figure 7. Specifically, Figure 6 presents the total waiting times of 1,000 trucks each day from day 11 to day 40, compared among the three charging strategies. As shown in the figure, the dynamic charging strategy outperforms the offline strategy in most cases, attributed to its dynamic updates utilizing accurate waiting time information provided by the nearby station. It may also happen that the dynamic strategy performs worse than the offline strategy, see, for instance, on day 20. This indicates that accurate waiting time estimations at distant stations are crucial for optimizing the

charging strategy. In contrast to the dynamic strategy, our method enables more precise estimations of waiting times at distant stations by providing estimated arrival-time windows to distant stations. This leads to substantial reductions in trucks' total waiting times, as shown in Figure 6.

Figure 7 shows the cumulative delay experienced by all trucks relative to their delivery deadlines, compared between the dynamic and proposed charging strategies. While the results vary case-by-case, our method generally results in less overall delay. Additionally, the simulation result indicates that approximately 6% of the trucks experience delays in fulfilling their transportation tasks under the two charging strategies.

2) *Stochastic Scenario*: To further evaluate the resilience of the developed coordination framework, we performed simulation studies under a stochastic scenario, considering 5% uncertainties in travel times and battery consumption, i.e.,

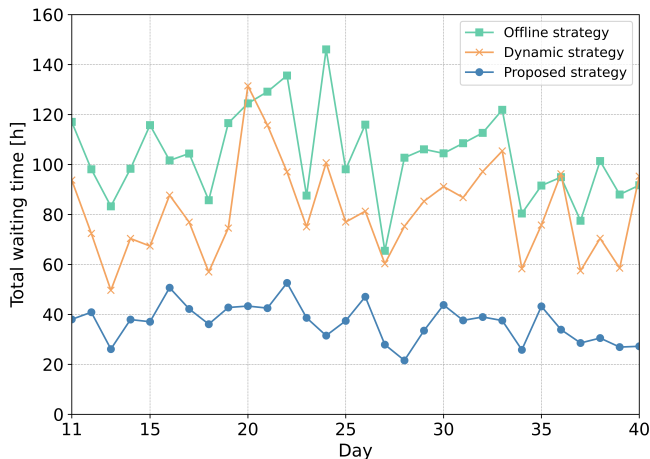


Fig. 6. The total waiting time in the deterministic scenario.

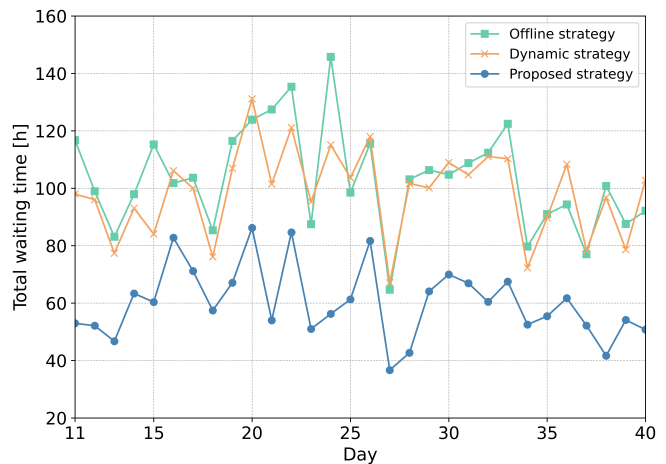


Fig. 8. The total waiting time in the stochastic scenario.

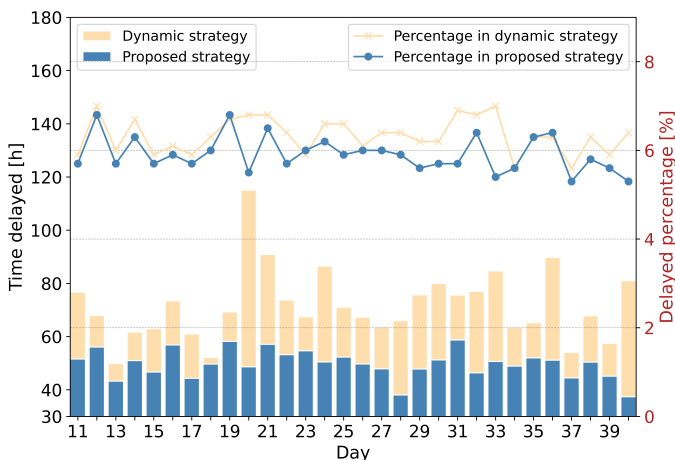


Fig. 7. The cumulative time delay in the deterministic scenario.

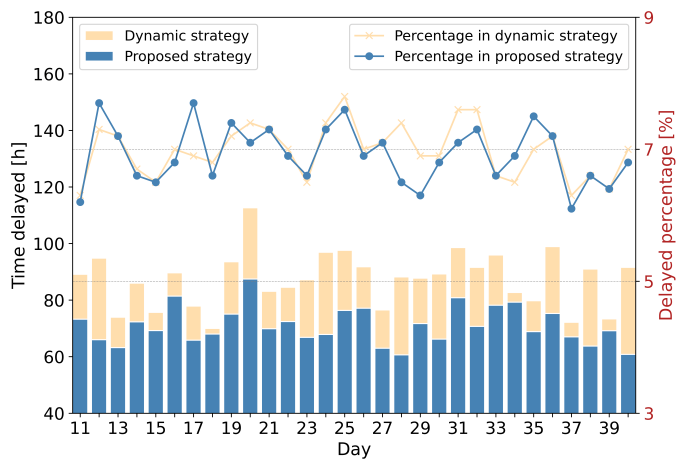


Fig. 9. The cumulative time delay in the stochastic scenario.

setting $\delta_k^1 = \delta_k^2 = 5\%$ for all k . Apart from these uncertainties, the other parameter settings remain identical to those of the deterministic scenario. In this case, the framework introduced in our previous work [36] does not guarantee feasible charging plans for the trucks. The dynamic strategy we compare against can be viewed as an enhanced version of the framework in [36], as it guarantees plan feasibility by using the charging planning method presented in Section IV-C.

As illustrated in Figure 8, the dynamic charging strategy yields little improvement over the offline strategy when incorporating travel uncertainties. In addition, we observe that the offline strategy achieves highly similar performance in both deterministic and stochastic scenarios. This consistency could be due to the offline charging plan being developed independently of the environmental impacts, thereby exhibiting strong robustness. The results also show that, with bounded travel uncertainties, the proposed method effectively reduces waiting times caused by charging congestion.

In the stochastic scenario, the total travel time delay for all trucks in the network increases in both the dynamic and our proposed strategies, as shown in Figure 9. The proportion of delayed trucks fluctuates across different cases, hovering around 7%, and the amplitude of the fluctuation turns bigger

than that of the deterministic scenario.

3) *Overall Comparison:* Towards providing an overall comparison and analysis, we show in Figure 10 and Figure 11 the average waiting time of trucks in different charging strategies, compared between deterministic (i.e., without uncertainty) and stochastic (i.e., with uncertainty) scenarios. More specifically, Figure 10 shows the average daily waiting time for all trucks, while Figure 11 illustrates the average daily waiting time per truck, focusing only on those with non-zero waiting times.

As shown in Figure 10, the proposed charging coordination approach reduces averaged waiting times for all trucks per day by approximately 64.5% (i.e., $(103.49 - 36.71) \times 100\% / 103.49$) in the deterministic scenario and 41.7% in the stochastic scenario compared to the offline strategy. In contrast, the dynamic strategy achieves reductions of about 21.4% and 4.7%, respectively. For individual trucks, Figure 11 indicates that our method reduces the average waiting time per truck by approximately 51% in deterministic scenarios and 46.1% in scenarios with 5% travel uncertainties in comparison with the offline strategy. While the dynamic strategy results in an 18.6% reduction in waiting time in the stochastic scenario, our proposed strategy enhances this improvement by an additional

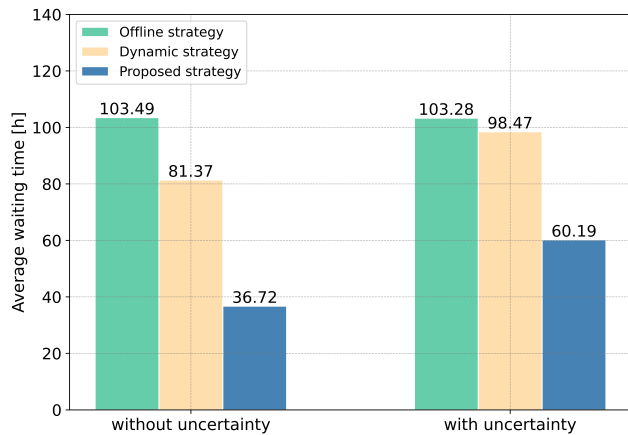


Fig. 10. Comparison of the average waiting time of all trucks per day.

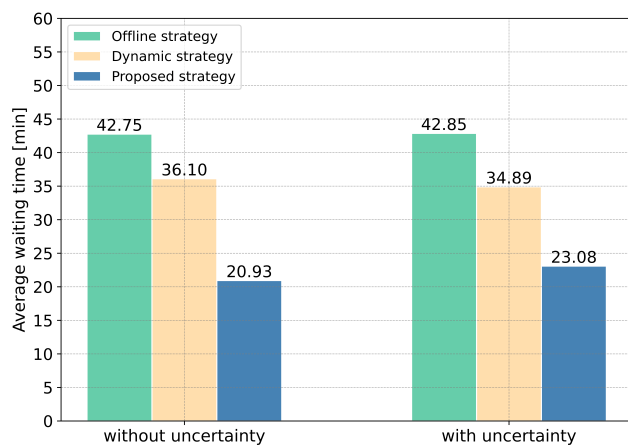
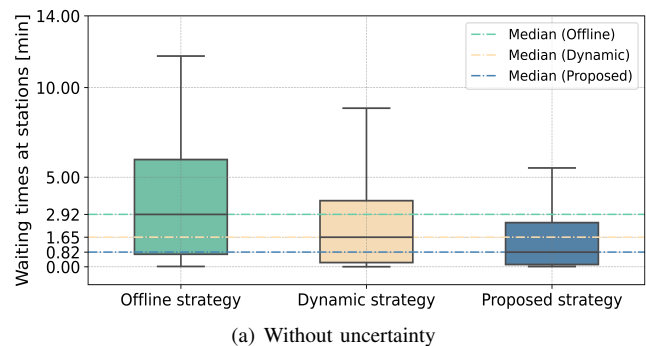


Fig. 11. Comparison of the average waiting time per truck per day.

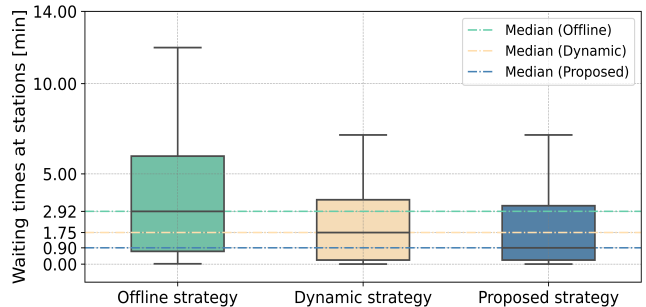
33.8% (i.e., $(34.89 - 23.08) \times 100\% / 34.89$).

4) *Evaluation to Stations*: The charging congestion at each station is then evaluated by computing the average waiting time per truck at the station. Figure 12(a) illustrates trucks' average waiting times at every station in the deterministic scenario. The medians of the average waiting times per truck in the offline, dynamic, and proposed methods are 2.92, 1.65, and 0.82 minutes, respectively. The corresponding interquartile ranges are 5.28, 3.45, 2.34, indicating the range of the middle 50% of the data. For presentation clarity, outliers have been removed from the figure. These results demonstrate that the proposed coordination method reduces charging congestion significantly compared to the other two methods, thereby enhancing charging efficiency at the stations.

The results for the stochastic scenario are presented in Figure 12(b). As we can see, the median average waiting times for the dynamic and proposed strategies with uncertainty are slightly higher than those without uncertainty, while the offline strategy shows greater robustness to uncertainty. The interquartile range and whiskers for the proposed strategy are wider in the stochastic scenario, indicating a larger distribution range due to travel uncertainties. Nevertheless, our proposed coordination strategy still outperforms both the offline and dynamic strategies in alleviating charging congestion at the



(a) Without uncertainty



(b) With uncertainty

Fig. 12. Trucks' average waiting times at stations, compared among different charging coordination strategies (a) without and (b) with travel uncertainty.

stations.

VI. CONCLUSIONS

We have addressed the problem of charging coordination between electric trucks and charging stations. Our goal is to minimize individual trucks' operational costs while reducing their waiting times at the stations. To this end, we have designed a distributed coordination framework that supports information exchange between the trucks and the stations, and enables trucks to make their own charging plans dynamically upon approaching stations. This framework extends our previous work by introducing three key components. The first two components are waiting time forecast models computed by the stations, and the estimated arrival-time windows computed by the trucks. These two components contribute to effective estimations of waiting times, which are used by the trucks for charging planning. The third component is a new charging planning approach by the trucks that handles bounded travel uncertainties. To test the effectiveness of our proposed scheme, we have conducted simulation studies involving 1,000 trucks traversing the Swedish road network for 40 days. When there are 5% uncertainties in the traveling time and energy consumption, our proposed scheme reduces the average waiting time per truck by approximately 46.1% when compared with offline charging planning without coordination, and by about 33.8% when compared with the coordination that does not involve forecast model and arrival-time windows computations.

As for future works, we would like to incorporate nonlinear battery dynamics into the coordination framework, and investigate the potential of machine learning techniques in computing the forecast models.

ACKNOWLEDGMENT

The authors would like to express their sincere gratitude to Prof. Dimitri P. Bertsekas for his valuable comments and suggestions. We would also like to thank Albin Engholm from the KTH Royal Institute of Technology for providing simulation data from the SAMGODS model.

REFERENCES

- [1] Y. Bao, K. Mehmood, M. Yaseen, S. Dahlawi, M. M. Abrar, M. A. Khan, S. Saud, K. Dawar, S. Fahad, and T. K. Faraj, "Global research on the air quality status in response to the electrification of vehicles," *Science of The Total Environment*, vol. 795, p. 148861, 2021.
- [2] P. Siskos and Y. Moysoglou, "Assessing the impacts of setting CO₂ emission targets on truck manufacturers: A model implementation and application for the EU," *Transportation Research Part A: Policy and Practice*, vol. 125, pp. 123–138, 2019.
- [3] T. Bai, A. Johansson, K. H. Johansson, and J. Mårtensson, "Large-scale multi-fleet platoon coordination: A dynamic programming approach," *IEEE Transactions on Intelligent Transportation Systems*, vol. 24, no. 12, pp. 14 427–14 442, 2023.
- [4] H. Ritchie and M. Roser, "Sector by sector: Where do global greenhouse gas emissions come from?" *Our World in Data*, 2023.
- [5] J. T. J. Burd, E. A. Moore, H. Ezzat, R. Kirchain, and R. Roth, "Improvements in electric vehicle battery technology influence vehicle lightweighting and material substitution decisions," *Applied Energy*, vol. 283, p. 116269, 2021.
- [6] M.-O. Metais, O. Jouini, Y. Perez, J. Berrada, and E. Suomalainen, "Too much or not enough? Planning electric vehicle charging infrastructure: A review of modeling options," *Renewable and Sustainable Energy Reviews*, vol. 153, p. 111719, 2022.
- [7] R. S. Gupta, A. Tyagi, and S. Anand, "Optimal allocation of electric vehicles charging infrastructure, policies and future trends," *Journal of Energy Storage*, vol. 43, p. 103291, 2021.
- [8] S. Yan, "The economic and environmental impacts of tax incentives for battery electric vehicles in Europe," *Energy Policy*, vol. 123, pp. 53–63, 2018.
- [9] H. L. Breetz and D. Salon, "Do electric vehicles need subsidies? Ownership costs for conventional, hybrid, and electric vehicles in 14 US cities," *Energy Policy*, vol. 120, pp. 238–249, 2018.
- [10] J. Y. Yong, W. S. Tan, M. Khorasany, and R. Razzaghi, "Electric vehicles destination charging: An overview of charging tariffs, business models and coordination strategies," *Renewable and Sustainable Energy Reviews*, vol. 184, p. 113534, 2023.
- [11] N. Wassiliadis, J. Schneider, A. Frank, L. Wildfeuer, X. Lin, A. Jossen, and M. Lienkamp, "Review of fast charging strategies for lithium-ion battery systems and their applicability for battery electric vehicles," *Journal of Energy Storage*, vol. 44, p. 103306, 2021.
- [12] M. Zähringer, S. Wolff, J. Schneider, G. Balke, and M. Lienkamp, "Time vs. capacity—The potential of optimal charging stop strategies for battery electric trucks," *Energies*, vol. 15, no. 19, p. 7137, 2022.
- [13] T. Bai, Y. Li, K. H. Johansson, and J. Mårtensson, "Rollout-based charging strategy for electric trucks with hours-of-service regulations," *IEEE Control Systems Letters*, vol. 7, pp. 2167–2172, 2023.
- [14] S. Schoenberg and F. Dressler, "Reducing waiting times at charging stations with adaptive electric vehicle route planning," *IEEE Transactions on Intelligent Vehicles*, vol. 8, no. 1, pp. 95–107, 2022.
- [15] T. Erdelić, T. Carić *et al.*, "A survey on the electric vehicle routing problem: Variants and solution approaches," *Journal of Advanced Transportation*, vol. 2019, 2019.
- [16] T. M. Sweda and D. Klabjan, "Finding minimum-cost paths for electric vehicles," in *2012 IEEE International Electric Vehicle Conference*. IEEE, 2012, pp. 1–4.
- [17] B. Kin, M. Hopman, and H. Quak, "Different charging strategies for electric vehicle fleets in urban freight transport," *Sustainability*, vol. 13, no. 23, p. 13080, 2021.
- [18] N. I. Nimalsiri, C. P. Mediwaththe, E. L. Ratnam, M. Shaw, D. B. Smith, and S. K. Halgamuge, "A survey of algorithms for distributed charging control of electric vehicles in smart grid," *IEEE Transactions on Intelligent Transportation Systems*, vol. 21, no. 11, pp. 4497–4515, 2020.
- [19] J. Hu, S. You, M. Lind, and J. Østergaard, "Coordinated charging of electric vehicles for congestion prevention in the distribution grid," *IEEE Transactions on Smart Grid*, vol. 5, no. 2, pp. 703–711, 2013.
- [20] C. P. Mediwaththe and D. B. Smith, "Game-theoretic electric vehicle charging management resilient to non-ideal user behavior," *IEEE Transactions on Intelligent Transportation Systems*, vol. 19, no. 11, pp. 3486–3495, 2018.
- [21] W. Tang, S. Bi, and Y. J. Zhang, "Online coordinated charging decision algorithm for electric vehicles without future information," *IEEE Transactions on Smart Grid*, vol. 5, no. 6, pp. 2810–2824, 2014.
- [22] M. C. Kisacikoglu, F. Erden, and N. Erdogan, "Distributed control of PEV charging based on energy demand forecast," *IEEE Transactions on Industrial Informatics*, vol. 14, no. 1, pp. 332–341, 2017.
- [23] E. L. Karfopoulos and N. D. Hatzigiorgiou, "A multi-agent system for controlled charging of a large population of electric vehicles," *IEEE Transactions on Power Systems*, vol. 28, no. 2, pp. 1196–1204, 2012.
- [24] C. Bodet, A. Schülke, K. Erickson, and R. Jablonowski, "Optimization of charging infrastructure usage under varying traffic and capacity conditions," in *2012 IEEE Third International Conference on Smart Grid Communications (SmartGridComm)*, 2012, pp. 424–429.
- [25] F. Elghitani and E. F. El-Saadany, "Efficient assignment of electric vehicles to charging stations," *IEEE Transactions on Smart Grid*, vol. 12, no. 1, pp. 761–773, 2020.
- [26] J. Zhang, L. Che, X. Wan, and M. Shahidehpour, "Distributed hierarchical coordination of networked charging stations based on peer-to-peer trading and EV charging flexibility quantification," *IEEE Transactions on Power Systems*, vol. 37, no. 4, pp. 2961–2975, 2021.
- [27] V. Gupta, S. R. Konda, R. Kumar, and B. K. Panigrahi, "Collaborative multi-aggregator electric vehicle charge scheduling with PV-assisted charging stations under variable solar profiles," *IET Smart Grid*, vol. 3, no. 3, pp. 287–299, 2020.
- [28] T. Qian, C. Shao, X. Li, X. Wang, Z. Chen, and M. Shahidehpour, "Multi-agent deep reinforcement learning method for EV charging station game," *IEEE Transactions on Power Systems*, vol. 37, no. 3, pp. 1682–1694, 2021.
- [29] W. Lee, R. Schober, and V. W. Wong, "An analysis of price competition in heterogeneous electric vehicle charging stations," *IEEE Transactions on Smart Grid*, vol. 10, no. 4, pp. 3990–4002, 2018.
- [30] V. Del Razo and H.-A. Jacobsen, "Smart charging schedules for highway travel with electric vehicles," *IEEE Transactions on Transportation Electrification*, vol. 2, no. 2, pp. 160–173, 2016.
- [31] H. Qin and W. Zhang, "Charging scheduling with minimal waiting in a network of electric vehicles and charging stations," in *Proceedings of The Eighth ACM International Workshop on Vehicular Inter-Networking*, 2011, pp. 51–60.
- [32] S.-N. Yang, W.-S. Cheng, Y.-C. Hsu, C.-H. Gan, and Y.-B. Lin, "Charge scheduling of electric vehicles in highways," *Mathematical and Computer Modelling*, vol. 57, no. 11–12, pp. 2873–2882, 2013.
- [33] Q. Tang, K. Wang, K. Yang, and Y.-s. Luo, "Congestion-balanced and welfare-maximized charging strategies for electric vehicles," *IEEE Transactions on Parallel and Distributed Systems*, vol. 31, no. 12, pp. 2882–2895, 2020.
- [34] B. Al-Hanahi, I. Ahmad, D. Habibi, and M. A. Masoum, "Smart charging strategies for heavy electric vehicles," *ETransportation*, vol. 13, p. 100182, 2022.
- [35] W.-L. Liu, Y.-J. Gong, W.-N. Chen, Z. Liu, H. Wang, and J. Zhang, "Coordinated charging scheduling of electric vehicles: A mixed-variable differential evolution approach," *IEEE Transactions on Intelligent Transportation Systems*, vol. 21, no. 12, pp. 5094–5109, 2020.
- [36] T. Bai, Y. Li, K. H. Johansson, and J. Mårtensson, "Distributed charging coordination of electric trucks with limited charging resources," *arXiv preprint arXiv:2311.06874*, 2024.
- [37] OpenStreetMap, <https://www.openstreetmap.org>, Accessed: 2024.
- [38] Electric Truck (Scania), <https://www.scania.com/group/en/home/products-and-services/trucks/battery-electric-truck.html>, Accessed: 2024.