

Orientability of undirected phylogenetic networks to a desired class: Practical algorithms and application to tree-child orientation

Tsuyoshi Urata  

Department of Pure and Applied Mathematics, Graduate School of Fundamental Science and Engineering, Waseda University, Japan

Manato Yokoyama  

Department of Pure and Applied Mathematics, Graduate School of Fundamental Science and Engineering, Waseda University, Japan

Momoko Hayamizu¹  

Department of Applied Mathematics, Faculty of Science and Engineering, Waseda University, Japan

Abstract

The \mathcal{C} -ORIENTATION problem asks whether it is possible to orient an undirected graph to a directed phylogenetic network of a desired class \mathcal{C} , and to find such an orientation if one exists. The problem can arise when visualising evolutionary data, for example, because popular phylogenetic network reconstruction methods such as Neighbor-Net are distance-based and thus inevitably produce undirected graphs. The complexity of \mathcal{C} -ORIENTATION remains open for many classes \mathcal{C} , including binary tree-child networks, and practical methods are still lacking. In this paper, we propose an exponential but practically efficient FPT algorithm for \mathcal{C} -ORIENTATION, which is parameterised by the reticulation number and the maximum size of minimal basic cycles used in the computation. We also present a very fast heuristic for TREE-CHILD ORIENTATION. To evaluate the empirical performance of the proposed methods, we compared their accuracy and execution time for TREE-CHILD ORIENTATION with those of an exponential time \mathcal{C} -orientation algorithm from the literature. Our experiments show that the proposed exact algorithm is significantly faster than the state-of-the-art exponential time algorithm. The proposed heuristic runs even faster but the accuracy decreases as the reticulation number increases.

2012 ACM Subject Classification Applied computing → Biological networks

Keywords and phrases Phylogenetic Networks, Tree-Child Networks, Graph Orientation Algorithms

Digital Object Identifier 10.4230/LIPIcs.WABI.2024.9

Supplementary Material *Software (Source Code, Datasets and Detailed Experimental Results):* <https://github.com/hayamizu-lab/tree-child-orienter>

Funding *Momoko Hayamizu:* JST FOREST Program Grant Number JPMJFR2135, Japan

Acknowledgements We thank Yufeng Wu and Louxin Zhang for sharing code for randomly generating graphs, which we adapted for our experiments. We also appreciate Haruki Miyaji's helpful discussions and the anonymous reviewers' careful reading of our manuscript and useful comments.

1 Introduction

Phylogenetic networks are a powerful tool for representing complex evolutionary relationships between species that cannot be adequately modelled by trees. These networks are particularly useful in the presence of reticulate events, such as hybridisation, horizontal gene transfer

¹ Corresponding author



(HGT) and recombination. Hybridisation refers to the interbreeding of individuals from different species, which can lead to the formation of a new hybrid species that shares genetic material from both parent species. HGT is the transmission of copied genetic material to another organism without being its offspring, a process particularly common in bacteria and archaea. Recombination is the exchange of genetic material between different genomes and is a common occurrence not only in viruses but also in bacteria, eukaryotes, and other organisms. While phylogenetic trees depict the hierarchical branching of evolutionary lineages, networks can represent both the hierarchical and non-hierarchical connections resulting from reticulate events, providing a more nuanced view of evolutionary history.

However, constructing directed phylogenetic networks from biological data remains a challenging task. Distance-based methods, such as Neighbor-Net, are widely used because they are scalable and helpful in visualising the data. However, the resulting networks are inevitably undirected, often making it difficult to interpret the evolutionary history. To provide a more informative representation of the data, it is meaningful to develop a method for transforming undirected graphs into directed phylogenetic networks in a way that ensures the resulting network has a desired property.

Recently, Huber *et al.* [12] introduced two different orientation problems, each considering orientation under a different constraint. The `CONSTRAINED ORIENTATION` problem asks whether a given undirected phylogenetic network can be oriented to a directed network under the constraint of a given root edge and desired in-degrees of all vertices, and asks to find a feasible orientation under that constraint if one exists. In [12], it was shown that such a feasible orientation is unique if one exists, and a linear time algorithm for solving this problem was provided. However, when an undirected network has been created from data, it is not usually the case that there is complete knowledge of where to insert the root and which vertices are reticulations. The `C-ORIENTATION` problem does not constrain the position of the root or the in-degree of the vertices. Instead, it asks whether a given binary network can be oriented to a directed phylogenetic network belonging to a desired class \mathcal{C} .

The complexity of `C-ORIENTATION` is not fully understood for many classes \mathcal{C} , and no study has discussed practically useful methods. In [12], `TREE-BASED ORIENTATION` was shown to be NP-hard. Maeda *et al.* [13] conjectured that `TREE-CHILD ORIENTATION` is NP-hard. Bulteau *et al.* [3] studied a similar problem and showed that for a graph with maximum degree five, determining whether the graph can be oriented to a tree-child network with a designated root vertex is NP-hard (Corollary 5 in [3]). Without the assumption of maximum degree five, the complexity of this problem is still unclear. Indeed, [3] was concluded by noting that even for graphs of maximum degree three (i.e. binary networks), finding an orientation to a desired class, such as tree-child, tree-based or reticulation-visible networks, may not be easy. Although [12] provided FPT algorithms for a special case of `C-ORIENTATION` where \mathcal{C} satisfies several conditions, which are theoretically applicable to various classes including tree-child networks but are not easy to implement, there is no FPT algorithm to solve `C-ORIENTATION` in its general form. Also, no studies have pursued practically useful heuristics.

In this paper, we provide a practically efficient exponential time algorithm for `C-ORIENTATION` (Algorithm 1), which is FPT in both the reticulation number and the maximum size of minimal basic cycles selected by the algorithm. We also present a heuristic method for `TREE-CHILD ORIENTATION` (Algorithm 2) which, although still exponential, runs very fast in practice because it only considers reticulation placements to maximise the sum of their pairwise distances. Using artificially generated networks, we compare the accuracy and execution time of the proposed methods for solving `TREE-CHILD ORIENTATION` with

those of the existing exponential time algorithm for \mathcal{C} -ORIENTATION (Algorithm 2 in [12]). Our theoretical and empirical results demonstrate the usefulness of Algorithm 1, especially for relatively large input graphs with 5 or more reticulations, where the exponential time method in [12] becomes computationally infeasible. Our Algorithm 2, while much faster than Algorithm 1, tends to decrease in accuracy as the reticulation number increases.

The rest of the paper is structured as follows. Section 2 provides the necessary mathematical definitions and notation, including the definition of phylogenetic networks. Section 3 briefly reviews relevant results from [12] and formally states the problems of interest. Section 4 gives the theoretical background of our proposed methods, including the concept of ‘cycle basis’ and a theorem that allows us to reduce the search space (Theorem 3). Section 5 describes the proposed exact method (Algorithm 1) and a heuristic method (Algorithm 2). Theorem 6 ensures that the heuristic is correct when $r \leq 2$. We analyse the time complexity of Algorithm 1. Section 6 explains the experimental setup, including the method used to create undirected graphs (details can be found in the appendix), and presents the results of three experiments. Section 7 discusses the limitations of the heuristic method. Finally, Section 8 concludes the paper and outlines future research directions.

2 Definitions and Notation

2.1 Graph theory

An *undirected graph* is an ordered pair (V, E) consisting of a set V of *vertices* and a set E of *edges* between vertices without any orientation. Given an undirected graph G , its vertex set and edge set are denoted by $V(G)$ and $E(G)$, respectively. An edge of an undirected graph between vertices u and v is denoted by $\{u, v\}$ or $\{v, u\}$. An undirected graph is *simple* if it contains neither a loop nor multiple edges, namely, any edge $\{u, v\}$ satisfies $u \neq v$, and any edges $\{u, v\} \neq \{u', v'\}$ satisfy at least one of $u \neq u'$ and $v \neq v'$. For a vertex v of an undirected graph G , the *degree* of v in G , denoted by $\text{deg}_G(v)$, is the number of edges of G that joins v with another vertex of G .

An (*undirected*) *path* is an undirected graph P with a vertex set $\{v_1, v_2, \dots, v_\ell\}$ and an edge set $\{\{v_1, v_2\}, \{v_2, v_3\}, \dots, \{v_{\ell-1}, v_\ell\}\}$. The number of edges of a path P is called the *length* of P . An (*undirected*) *cycle* is an undirected graph C with a vertex set $\{v_1, v_2, \dots, v_\ell\}$ and an edge set $E = \{\{v_1, v_2\}, \{v_2, v_3\}, \dots, \{v_{\ell-1}, v_\ell\}, \{v_\ell, v_1\}\}$. The number of edges of a cycle C is called the *length* of C . A *subgraph* of an undirected graph $G = (V, E)$ is a graph $G' = (V', E')$ such that $V' \subseteq V$ and $E' \subseteq E$. In this case, G *contains* G' . If an undirected graph G contains a cycle C as a subgraph, C is a *cycle of* G . An undirected graph G is *connected* if for any $u, v \in V(G)$, G contains a path between u and v . The *distance* $d_G(u, v)$ between u and v in G is defined by the length of the shortest path connecting u and v in G .

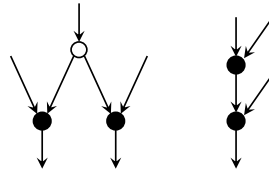
A *directed graph* is an ordered pair (V, A) consisting of a set V of vertices and a set A of oriented edges called *arcs*. An arc that goes from vertex u to vertex v is denoted by (u, v) . Given an arc (u, v) , u is a *parent* of v and v is a *child* of u . A directed graph is *simple* if it contains neither a loop nor multiple arcs. For a vertex v of a directed graph D , the *in-degree* of v in D , denoted by $\text{indeg}_D(v)$, is the number of arcs of D that arrive at v . Likewise, the *out-degree* of v in D , denoted by $\text{outdeg}_D(v)$, is the number of arcs of D that start from v . A *directed cycle* is a directed graph with a vertex set $V = \{v_1, v_2, \dots, v_\ell\}$ and an arc set $A = \{(v_1, v_2), (v_2, v_3), \dots, (v_{\ell-1}, v_\ell), (v_\ell, v_1)\}$. A subgraph of a directed graph is defined in the same way as before. A *directed acyclic graph* (*DAG*) is a directed graph that contains no cycle as its subgraph. Given a directed graph D , the undirected graph obtained by ignoring the direction of all its arcs is called *the underlying graph* of D and denoted by $U(D)$.

2.2 Phylogenetic networks

Throughout this paper, X is a finite set with $|X| \geq 2$, representing a set of the present-day species of interest. All graphs considered here are simple and finite, meaning the numbers of vertices and edges are finite. An *undirected binary phylogenetic network* on X is a simple, connected, undirected graph N such that its vertex set V is partitioned into $V_I := \{v \in V \mid \deg_N(v) = 3\}$ and $V_L := \{v \in V \mid \deg_N(v) = 1\}$, and V_L can be identified with X . Each vertex in V_I and in V_L is called an *internal vertex* and a *leaf* of N , respectively.

A *directed binary phylogenetic network* on X is a simple, acyclic directed graph D such that the underlying graph of D is connected, the vertex set V of D contains a unique vertex ρ with $(\text{indeg}_D(\rho), \text{outdeg}_D(\rho)) = (0, 2)$ and the set $V \setminus \{\rho\}$ is partitioned into $V_T := \{v \in V \mid (\text{indeg}_D(v), \text{outdeg}_D(v)) = (1, 2)\}$ and $V_R := \{v \in V \mid (\text{indeg}_D(v), \text{outdeg}_D(v)) = (2, 1)\}$, and $V_L := \{v \in V \mid (\text{indeg}_D(v), \text{outdeg}_D(v)) = (1, 0)\}$ that can be identified with X . The vertex ρ is called *the root* of D , and each vertex in V_T , in V_R and in V_L is called a *tree vertex*, a *reticulation* and a *leaf* of D , respectively.

A directed binary phylogenetic network D on X is a *tree-child network* if every non-leaf vertex of D has at least one tree vertex as a child [5]. Tree-child networks are characterised by the absence of the two forbidden subgraphs [16] that are illustrated in Figure 1. Namely, tree-child networks contain neither a vertex with two reticulation children nor a reticulation with a reticulation child.



■ **Figure 1** The forbidden subgraphs for tree-child networks. Left: a vertex with two reticulation children. Right: a reticulation with a reticulation child. The black vertices represent reticulations and the white circle indicates a tree vertex.

3 Problems and known results

For an undirected phylogenetic network N on X , *orienting* N is a procedure that inserts the root ρ into a unique edge $e_\rho = \{u, v\}$ of N by replacing the edge $\{u, v\}$ with the arcs $(\rho, u), (\rho, v)$ and then orienting the other edges so that the resulting graph \vec{N} is a directed phylogenetic network on X . In other words, a directed phylogenetic network \vec{N} on X is an *orientation* of N if the underlying graph $U(\vec{N})$ becomes isomorphic to N after suppressing the root ρ of $U(\vec{N})$ (i.e. replacing the undirected path $u - \rho - v$ with the edge $\{u, v\}$).

Determining the orientability of undirected graphs to directed graphs with desired properties is a classic topic in graph theory and its application (e.g. [15]), but orientability problems for phylogenetic networks have only recently been studied [12, 3]. Huber *et al.* [12] discussed two types of problems, *CONSTRAINED ORIENTATION* and *C-ORIENTATION*.

3.1 Orientation constrained by the root position and in-degrees

► **Problem 1.** (*CONSTRAINED ORIENTATION*)

INPUT: An undirected (not necessarily binary) phylogenetic network $N = (V, E)$ on X , an edge $e_\rho \in E$ into which a unique root ρ is inserted, and the desired in-degree $\delta_N^-(v)$ of each $v \in V$.

OUTPUT: An orientation \vec{N} of N that satisfies the constraint (e_ρ, δ_N^-) if it exists, and ‘NO’ otherwise.

We note that when N is binary, the constraint δ_N^- in Problem 1 specifies which internal vertices of N are to become reticulations or tree vertices in \vec{N} . Below we restate the relevant result from [12].

► **Theorem 1** (Part of Theorems 1 and 2 in [12]). *In Problem 1, if there exists an orientation \vec{N} of N that satisfies the constraint (e_ρ, δ_N^-) , then \vec{N} is unique for (e_ρ, δ_N^-) . Algorithm 1 in [12] can determine whether or not \vec{N} exists and find \vec{N} if it does, both in $O(|E|)$ time.*

Although Theorem 1 is sufficient for our purpose, a necessary and sufficient condition for when \vec{N} exists under the constraint (e_ρ, δ_N^-) was provided in [12] using the notion of ‘degree cut’. The interested reader is referred to [12].

3.2 Orientation to a desired class \mathcal{C} of networks

The next problem is about orientation under a different constraint. It asks whether a given graph can be oriented to be a directed phylogenetic network in a desired class \mathcal{C} , where the position of the root edge and the in-degree of each vertex are unknown. In [12], \mathcal{C} -ORIENTATION was defined under the assumption that the input N is binary, unlike Problem 1.

► **Problem 2.** (\mathcal{C} -ORIENTATION)

INPUT: An undirected binary phylogenetic network N on X .

OUTPUT: An orientation \vec{N} of N such that \vec{N} belongs to the class \mathcal{C} of directed binary phylogenetic networks on X if it exists, and ‘NO’ otherwise.

Huber *et al.* [12] described a simple exponential time algorithm for solving Problem 2 (Algorithm 2 in [12]), which uses the above-mentioned $O(|E|)$ time algorithm for Problem 1. It repeatedly solves Problem 1 for all possible combinations of the root edge $e_\rho \in E$ and a set $\{v_1, \dots, v_r\} = V_R \subseteq V$ of reticulations (i.e. vertices of desired in-degree 2) until it finds an orientation \vec{N} of N that satisfies (e_ρ, δ_N^-) and belongs to class \mathcal{C} .

The complexity of \mathcal{C} -ORIENTATION depends on \mathcal{C} but is still unknown for most of the popular classes of phylogenetic networks. For example, when \mathcal{C} is the class of trees, Problem 2 is obviously solvable in polynomial time, and when \mathcal{C} is the class of tree-based networks, it was shown in [12] that the problem is NP-hard. An important remark is that if \mathcal{C}' is a subclass of \mathcal{C} , it does not necessarily imply that \mathcal{C}' -ORIENTATION is easier or harder than \mathcal{C} -ORIENTATION. In fact, the complexity of the following problem is still open [4].

► **Problem 3.** (TREE-CHILD ORIENTATION)

INPUT: An undirected binary phylogenetic network N on X .

OUTPUT: An orientation \vec{N} of N that is a tree-child network on X if it exists, and ‘NO’ otherwise.

While FPT algorithms for a special case of \mathcal{C} -ORIENTATION were provided in [12], it remains challenging to develop a practical method for this type of orientation problems. This motivates us to explore a heuristic approach for solving Problem 3.

In what follows, when there exists such an orientation \vec{N} of N as described in Problem 3, we say that N is *tree-child orientable* and call \vec{N} a *tree-child orientation* of N .

4 Theoretical aspects of the proposed methods

Before discussing Problem 3, we consider a general setting where we want to orient any undirected phylogenetic network $N = (V, E)$ on X to a rooted directed phylogenetic network \vec{N} on X . Then \vec{N} must contain $r = |E| - |V| + 1$ reticulation vertices (which can be easily verified by induction, and can also be derived from the equations in Lemma 2.1 in [14]), and so we need to decide which r vertices among $|V| - |X|$ internal vertices of N will have in-degree 2 in \vec{N} . The number of possible ways to select r vertices from non-leaf vertices of N is $\binom{|V|-|X|}{r}$, which is exponential. We will now consider how we can reduce the number of candidates to examine.

► **Lemma 2.** *Let $N = (V, A)$ be any directed acyclic graph and let $U(N) = (V, E)$ be the underlying graph of N . Then, any cycle C of $U(N)$ has a vertex whose in-degree in N is at least 2.*

Proof. To obtain a contradiction, suppose $U(N)$ contains a cycle $C = (v_0, v_1, \dots, v_n)$ such that $\text{indeg}_N(v_i) \leq 1$ for every $v_i \in V(C)$. Let \vec{C} be the subgraph of N that corresponds to C . If \vec{C} contains v_i with $\text{indeg}_N(v_i) = 0$, then \vec{C} must contain another vertex v_j with $\text{indeg}_N(v_j) \geq 2$. Then, for each $v_i \in V(C)$, $\text{indeg}_N(v_i) = 1$ holds. Let $\{v_{i-1}, v_i\}$ and $\{v_i, v_{i+1}\}$ be two consecutive undirected edges of C . We may assume that \vec{C} has the arc (v_{i-1}, v_i) , instead of (v_i, v_{i-1}) . Since $\text{indeg}_N(v_i) = 1$, \vec{C} contains (v_i, v_{i+1}) , not (v_{i+1}, v_i) . The same argument applies to all arcs of \vec{C} . It follows that \vec{C} is a directed cycle, a contradiction. ◀

Lemma 2 allows us to exclude some of the inappropriate reticulation placements (specifically, cases where there is a cycle having no reticulation) that make orientation impossible. However, checking all cycles in a graph is computationally inefficient. To reduce the search space, we will now introduce some relevant concepts.

For a connected undirected graph $N = (V, E)$, the *cycle rank* of N is defined to be the number $r := |E| - |V| + 1$ (e.g. p.24 in [10]), which is also known as circuit rank, cyclomatic number and the (first-order) Betti number of N . Note that r is zero if N is a tree and that r is the number of desired reticulation vertices if N is a binary phylogenetic network that is an instance of Problem 1. The cycle rank r of N can also be interpreted as the rank of a vector space called the ‘cycle space’, where each of the r basis vectors, called a *basic cycle*, corresponds to the edge-set of a simple cycle in N . If we define the summation of cycles C and C' as the cycle induced by the symmetric difference of their edge-sets, then the cycle space of N can be identified with the set of even-degree subgraphs of N , so any cycle in N can be expressed as a sum of basic cycles in a cycle basis \mathcal{S} (for details, see Section 1.9 of [8], Section 4.3 of [2] and Section 6.4.2 of [10]).

A cycle basis \mathcal{S} of N is called *minimal* if $\sum_{C \in \mathcal{S}} |E(C)|$ is not greater than that of any other cycle basis of N . The problem of computing a minimal cycle basis has been extensively studied (e.g. [18, 7, 11]; see Chapter 7 of [6] for a brief literature review) and polynomial time algorithms exist (e.g. [6, 1, 11]).

► **Theorem 3.** *Let (N, e_ρ, δ_N^-) be an instance of Problem 1 where N is binary and let V_R denote the set of reticulations specified by $\delta_N^-(v)$. If there exists an orientation \vec{N} of N satisfying the constraint (e_ρ, δ_N^-) , then for any cycle basis \mathcal{S} of N , there exists a bijection $\phi : \mathcal{S} \rightarrow V_R$ with the property that $\phi(C) \in V(C)$ holds for each $C \in \mathcal{S}$.*

Proof. Let B_N be the bipartite graph defined by $V(B_N) := \mathcal{S} \sqcup V_R$ and $E(B_N) := \{\{C, v\} \in \mathcal{S} \times V_R \mid v \in V(C)\}$. Since N is binary, we have $|\mathcal{S}| = |V_R|$ (note that if N is allowed to have a reticulation with a large in-degree, then $|V_R| < |\mathcal{S}|$ is possible). No vertex of B_N is

isolated for the following reasons: for each $v \in V_R$, v is in some cycle of N , so there exists a basic cycle $C \in \mathcal{S}$ with $v \in V(C)$; in addition, since \vec{N} is a directed acyclic graph, Lemma 2 implies that for each $C \in \mathcal{S}$, there exists $v \in V_R$ with $v \in V(C)$. Our claim is that there exists a perfect matching in B_N . To prove this, without loss of generality, we may assume that B_N is connected. The proof is by induction in the reticulation number $r := |V_R|$ of N . The case of $r \leq 2$ is verified easily using Theorem 3 in [12].

Suppose the claim holds for any orientable instance (N, e_ρ, δ_N^-) with $r \leq k$. One can obtain an orientable instance (M, e_ρ, δ_M^-) with $r = k + 1$ by adding exactly one path P between two edges of N and selecting exactly one reticulation vertex in a new cycle made by the addition of P . Any orientable instance with $r = k + 1$ can be constructed from some orientable instance with $r = k$ in this manner. When \mathcal{S}_M is a minimal cycle basis of M with $\mathcal{S}_M = \mathcal{S} \cup \{C_{k+1}\}$, the bipartite graph B_M specified by (M, e_ρ, δ_M^-) and \mathcal{S}_M is a subgraph of B_N . By the hypothesis, there is a perfect matching in B_N (for any choice of $\mathcal{S} = \{C_1, \dots, C_k\}$). By the orientability of (M, e_ρ, δ_M^-) , there is a matching between the remaining vertices v_{k+1} and C_{k+1} , so there is a perfect matching in B_M for this minimal cycle basis $\mathcal{S}_M = \mathcal{S} \cup \{C_{k+1}\}$. One can generate any other minimal cycle basis of M by taking symmetric difference of C_{k+1} and any other cycle(s) $C_i \in \mathcal{S}$ such that C_i and C_{k+1} have share a reticulation. Using Lemma 2 and the induction hypothesis, we can see that B_M has a perfect matching for any minimal cycle basis \mathcal{S}_M of M . ◀

Theorem 3 provides a necessary condition for the feasibility of a reticulation placement V_R in Problem 1 (binary version), where feasibility means (N, e_ρ, V_R) admits an orientation for some e_ρ . In other words, regardless of the class \mathcal{C} we are interested in, we need not consider all $\binom{n}{r}$ reticulation placements. Instead, we may use an arbitrary cycle basis \mathcal{S} of N (a minimal one, for example) and choose exactly one vertex from each of the r basic cycles, thereby reducing the search space.

Next, we now turn our attention to Problem 3. By the forbidden structures of tree-child networks (Figure 1), Lemma 4 is obvious, and then Theorem 5 follows.

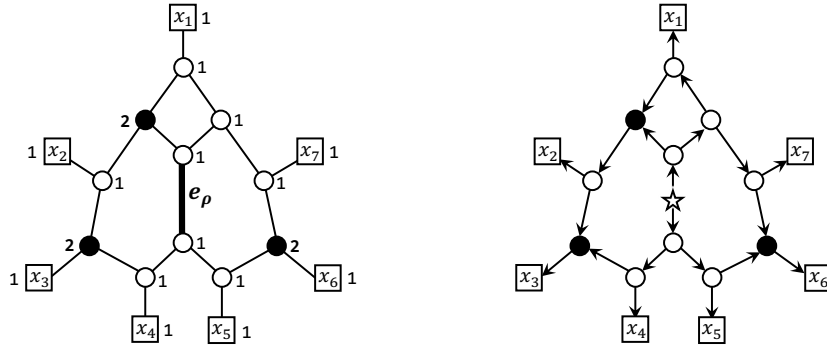
► **Lemma 4.** *A directed phylogenetic network N is tree-child if every two reticulations of N are distant at least 3 in the underlying graph of N .*

► **Theorem 5.** *If (N, e_ρ, δ_N^-) is an instance of Problem 1 such that $d_N(u, v) \geq 3$ for any distinct $u, v \in \{v \in V(N) \mid \delta_N^-(v) = 2\}$ and if there exists an orientation \vec{N} of N that satisfies the constraint (e_ρ, δ_N^-) , then \vec{N} is a tree-child network.*

We note that Theorem 5 provides a sufficient condition for tree-child orientability, not a necessary condition. In fact, a tree-child network can contain a pair of reticulations whose distance is less than 3 (see Figure 2).

5 Proposed methods

Theorem 3 allows us to describe a simple exact method for \mathcal{C} -ORIENTATION (Problem 2) as follows. It first computes a cycle basis $\mathcal{S} = \{C_1, \dots, C_r\}$ of a given network N , where we may assume that \mathcal{S} is minimal. By using an algorithm given in [1], a minimal cycle basis of $N = (V, E)$ can be computed in $O(|V||E|^2/\log|V|)$. It then repeatedly picks exactly one reticulation vertex v_i from each basic cycle C_i to specify a set V_R of r reticulations, and then repeatedly solves Problem 1 for all (e_ρ, V_R) until it finds a \mathcal{C} -orientation of N . While this algorithm requires exponential time, the search space is reduced compared to the exponential time algorithm in [12].



■ **Figure 2** Left: An instance (N, e_ρ, δ_N^-) of Problem 1 containing a pair of prescribed reticulations (i.e. vertices of desired in-degree 2) at distance 2. The squares and circles are the leaves and internal vertices, respectively. The root edge e_ρ is highlighted in bold. The number next to each vertex v indicates its desired in-degree $\delta_N^-(v)$, and the black vertices are the prescribed reticulations (i.e. those with desired in-degree 2). Right: The orientation \vec{N} for this instance (N, e_ρ, δ_N^-) , which is a tree-child network. The root ρ inserted into e_ρ is shown as a unique star vertex.

It is also interesting to explore another approach to Problem 3. To obtain a tree-child orientation, any pair of reticulations must not be adjacent to each other. Furthermore, from Theorem 5 it seems to make sense to place r reticulations as far apart as possible. This leads to a heuristic method for TREE-CHILD ORIENTATION as described in Algorithm 2. Note that this algorithm should be faster than Algorithm 1 because it computes sets of reticulations to maximise the sum of the distances between reticulations, and thus avoiding any exhaustive search. However, the correctness of Algorithm 2 is not guaranteed in general, so its output ‘NO’ should be interpreted as “Probably NO”. Nevertheless, Theorem 6 ensures that Algorithm 2 works correctly when r is very small.

► **Theorem 6.** *If the input $N = (V, E)$ satisfies $r := |E| - |V| + 1 \leq 2$, then Algorithm 2 returns a correct solution to TREE-CHILD ORIENTATION (Problem 3).*

Proof. We may focus on the case of $r = 2$ as the statement is obvious when $r \leq 1$. Then, N contains exactly two cycles C_1 and C_2 , each of which has at least 3 edges.

When C_1 and C_2 do not share an edge, N is a level-1 network. This implies that N is planar and tree-child orientable (see Figure 3). Algorithm 2 computes a minimal cycle basis $\{C_1, C_2\}$ of N , which is unique in this case. Then, Algorithm 2 selects a most distant pair $s^* = (v_1^*, v_2^*)$ in $V(C_1) \times V(C_2)$. Since N is binary, $d_N(v_1^*, v_2^*) \geq 3$. We can see that (N, e_ρ, δ_N^-) has an orientation \vec{N} for the root edge e_ρ shown in Figure 3. By Theorem 5, \vec{N} is tree-child. Hence, Algorithm 2 can correctly find a tree-child orientation \vec{N} of N .

When C_1 and C_2 share an edge, they share exactly one edge because $r \geq 3$ otherwise. Then, as Figure 4 indicates, N has a tree-child orientation \vec{N} if and only if at least one of C_1 and C_2 has 4 or more edges. When each of C_1 and C_2 has exactly 3 edges as in Figure 4(a), Algorithm 2 correctly returns ‘NO’. When $|E(C_1)| = 3$ and $|E(C_2)| = 4$, the algorithm selects a most distant pair $s^* = (v_1^*, v_2^*)$ in $V(C_1) \times V(C_2)$ as in Figure 4(b). Although $d_N(v_1^*, v_2^*) = 2$ holds, the algorithm can insert the root ρ into an appropriate edge $e_\rho \in E$, making their distance from 2 into 3. When $|E(C_1)| \geq 4$ and $|E(C_2)| \geq 4$ as in Figure 4(c), $d_N(v_1^*, v_2^*) \geq 3$. Hence, when a tree-child orientation \vec{N} of N exists, Algorithm 2 correctly outputs it. ◀

Algorithm 1 Exact FPT Algorithm for \mathcal{C} -ORIENTATION

Input: An undirected binary phylogenetic network $N = (V, E)$ on X

Output: A tree-child orientation \vec{N} of N if one exists, else ‘NO’

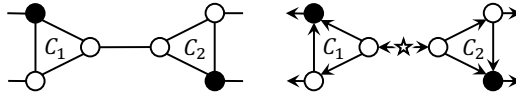
- 1: Compute the number $r := |E| - |V| + 1$ of reticulations \vec{N} must have
 - 2: Compute a minimal cycle basis $\mathcal{S} = \{C_1, \dots, C_r\}$ of N
 - 3: Compute $S := \{(v_1, \dots, v_r) \in V(C_1) \times \dots \times V(C_r)\}$
 - 4: **for** each $s = (v_1, \dots, v_r) \in S$ **do**
 - 5: **for** each vertex $v \in V$ **do**
 - 6: Define the desired in-degree $\delta_{\vec{N}}^-(v)$ as $\delta_{\vec{N}}^-(v) := 2$ if $v \in \{v_1, \dots, v_r\}$ and $\delta_{\vec{N}}^-(v) := 1$ otherwise
 - 7: **end for**
 - 8: **repeat**
 - 9: Pick any $e \in E$, set $e_\rho := e$
 - 10: Run the linear time algorithm for Problem 1 in [12] for the instance $(N, e_\rho, \delta_{\vec{N}}^-)$
 - 11: **if** the algorithm finds the feasible orientation \tilde{N} for $(N, e_\rho, \delta_{\vec{N}}^-)$ and \tilde{N} is in \mathcal{C} **then**
 - 12: **return** \tilde{N} as a \mathcal{C} -orientation \vec{N} of N
 - 13: **end if**
 - 14: **until** no more edges are left in E
 - 15: **end for**
 - 16: **return** ‘NO’
-

Algorithm 2 Heuristic Algorithm for TREE-CHILD ORIENTATION

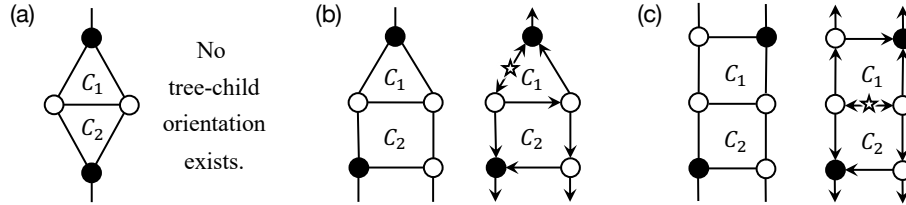
Input: An undirected binary phylogenetic network $N = (V, E)$ on X .

Output: A tree-child orientation \vec{N} of N if found, else ‘NO’.

- 1: Compute the number $r := |E| - |V| + 1$ of reticulations \vec{N} must have
 - 2: Compute a minimal cycle basis $\mathcal{S} = \{C_1, \dots, C_r\}$ of N
 - 3: Compute $S := \{(v_1, \dots, v_r) \in V(C_1) \times \dots \times V(C_r) \mid d_N(v_i, v_j) \geq 2\}$
 - 4: Compute $S^* := \{s^* \in S \mid s^* = \arg \max_{s \in S} f(s) := \sum_{1 \leq i < j \leq r} d_N(v_i, v_j)\}$
 - 5: **for** each $s^* = (v_1^*, \dots, v_r^*) \in S^*$ **do**
 - 6: Define the desired in-degree $\delta_{\vec{N}}^-(v)$ of all $v \in V$ as $\delta_{\vec{N}}^-(v) := 2$ if $v \in \{v_1^*, \dots, v_r^*\}$ and otherwise $\delta_{\vec{N}}^-(v) := 1$
 - 7: **repeat**
 - 8: Pick any $e \in E$, set $e_\rho := e$
 - 9: Run the linear time algorithm for Problem 1 in [12] for the instance $(N, e_\rho, \delta_{\vec{N}}^-)$
 - 10: **if** the algorithm finds the feasible orientation \tilde{N} for $(N, e_\rho, \delta_{\vec{N}}^-)$ and no vertex of \tilde{N} has only reticulations as its children **then**
 - 11: **return** \tilde{N} as a tree-child orientation \vec{N} of N
 - 12: **end if**
 - 13: **until** no more edges are left in E
 - 14: **end for**
 - 15: **return** ‘NO’
-



■ **Figure 3** Proof of Theorem 6 (the case when two cycles are edge-disjoint). The star is the root ρ . The black vertices are a pair of reticulations, v_1^* and v_2^* , that maximises the sum of their distances.



■ **Figure 4** Proof of Theorem 6 (when two cycles are not edge-disjoint). The star is the root ρ . The black vertices are a pair of reticulations, v_1^* and v_2^* , that maximises the sum of their distances in each case. a) when both C_1 and C_2 are 3-cycles, N must be a NO instance; b) c) YES instance.

Theorem 7 states that Algorithm 1 is FPT both in the reticulation number r and the size c of longest basic cycles in \mathcal{S} used in the computation.

► **Theorem 7.** *Algorithm 1 solves TREE-CHILD ORIENTATION (Problem 3) in $O(c^r \cdot |V||E|) = O(c^r \cdot |V|^2)$ time, where r is the reticulation number of $N = (V, E)$ and c is the size of largest cycles in a minimal cycle basis \mathcal{S} chosen at Line 2.*

Proof. Recalling a minimal cycle basis \mathcal{S} of N can be computed in $O(|V||E|^2/\log|V|)$ time by the algorithm in [1], we know that Line 2 takes $O(|V||E|^2/\log|V|)$ time. Line 5–7 takes $O(|V|)$ time for each $s \in \mathcal{S}$. Also, since one can check in $O(|V|)$ time whether or not \tilde{N} is in the class \mathcal{C} of tree-child networks, Line 8–14 takes $O(|E| \times (|V| + |V|)) = O(|V||E|)$ time for each $s \in \mathcal{S}$. Line 5–14 needs to be repeated $|\mathcal{S}| = O(|V(C_1)| \times \dots \times |V(C_r)|) = O(c^r)$ times. Therefore, Line 4–15 can be done in $O(c^r \cdot |V||E|)$ time. Since N is binary, $O(|V|) = O(|E|)$ holds. Thus, Algorithm 1 runs in $O(c^r \cdot |V|^2)$ time. ◀

Theorem 7 implies that the unparameterised worst-case complexity of Algorithm 1 is $O(|V|^{r+2})$. This complexity is equivalent to that of the exponential time method (Algorithm 2 in [12]) that performs $O(|V||E|)$ time calculations for all $\binom{|V|}{r} = O(|V|^r)$ reticulation placements. Although two FPT algorithms for a special case of \mathcal{C} -ORIENTATION were proposed in [12], Algorithm 1 differs in its parameterisation from them. Specifically, our Algorithm 1 is parameterised by r and c , while the FPT algorithms in [12] are parameterised by r and by the level of N , respectively.

Theorem 7 also shows that the size of search space depends on the choice of \mathcal{S} at Line 2 of Algorithm 1 although c never exceeds the size of longest cycles in N (the same applies to Line 2 of Algorithm 2). To illustrate this, consider two minimal cycle bases $\mathcal{S} = \{C_1, C_2, C_3\}$ with $|V(C_1)| = |V(C_2)| = |V(C_3)| = 4$ and $\mathcal{S}' = \{C'_1, C'_2, C'_3\}$ where $|V(C'_1)| = 3$, $|V(C'_2)| = 4$ and $|V(C'_3)| = 5$ (note that they have the same total length $4 + 4 + 4 = 3 + 4 + 5$). When the former \mathcal{S} is selected, the number of elements of \mathcal{S} at Line 3 of either algorithm is $|V(C_1)| \times |V(C_2)| \times |V(C_3)| = 4^3$, whereas $|\mathcal{S}'| = |V(C'_1)| \times |V(C'_2)| \times |V(C'_3)| = 3 \times 4 \times 5$ for the latter \mathcal{S}' .

6 Experiments

We implemented our two proposed methods (Algorithms 1 and 2) and the existing exponential time algorithm described by Huber *et al.* (Algorithm 2 in [12]) using Python 3.11.6. In the implementation of Algorithms 1 and 2, we used the `minimum_cycle_basis` function from the Python package `networkx` to compute a minimal cycle basis. We note that the algorithm implemented in `networkx` is not the $O(|V||E|^2/\log|V|)$ algorithm given in [1] but the $O(|E|^3 + |E||V|^2 \log|V|)$ algorithm given in Section 7.2 of [6]. Undirected binary phylogenetic networks were generated as test data using a method described in Appendix. The source code, test data, and the program used to generate the data are available at <https://github.com/hayamizu-lab/tree-child-orienter>. The full details of the results can be found at <https://github.com/hayamizu-lab/tree-child-orienter/tree/main/results>.

6.1 Experiment 1: Execution time

In Experiment 1, we compared the execution times of the following methods: the existing exponential time algorithm (Algorithm 2 in [12]), Algorithm 1, and Algorithm 2 on 20 hand-picked tree-child orientable networks with 10 leaves. The 20 networks consisted of five samples each for reticulation numbers $r = 2, 3, 4$ and 5. Due to the time-consuming nature of the existing method, conducting experiments with a larger number of samples was infeasible. The experiment was performed on a MacBook Air (CPU: Intel Core i5, 1.6GHz, 8GB memory). We note that the hardware specification in Experiment 1 differs from Experiments 2 and 3, but this does not undermine the validity of this study as we do not compare results across experiments.

The results are summarised in Figure 5. Although both Algorithm 2 in [12] and Algorithm 1 require exponential time in general, Algorithm 1 is expected to be faster in practice due to its smaller search space. Indeed, Algorithm 1 was significantly faster than the existing exponential time method. We also confirmed that Algorithm 2 was faster than Algorithm 1.

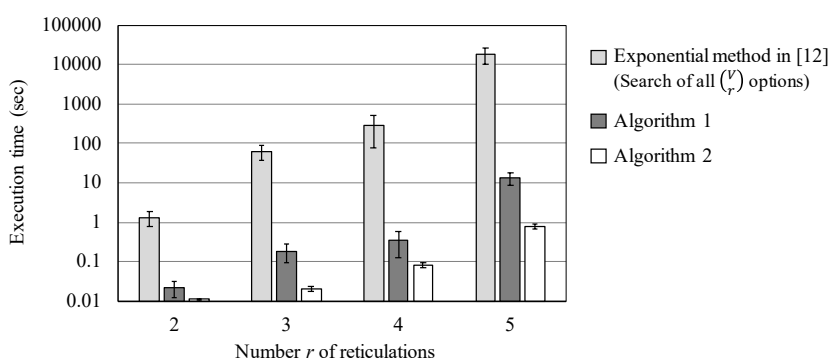


Figure 5 Results of Experiment 1. Comparison of the execution time of the three methods for tree-child orientable networks with 10 leaves. Our exponential time algorithm (Algorithm 1) has been shown to be significantly faster than the existing exponential time algorithm described in [12].

6.2 Experiment 2: Accuracy for small graphs

In Experiment 2, we evaluated the accuracy and execution time of Algorithms 1 and 2 on the 289 networks with 10 leaves and 1 to 5 reticulations in Table 4. The experiment was performed on a MacBook Pro (CPU: Apple M2 Pro, clock speed 3.49GHz, memory 16GB). The tree-child orientability of the sample graphs was determined using the existing exponential time algorithm (Algorithm 2 in [12]). Out of 289 instances, 268 were tree-child orientable (YES instances) and 21 were not (NO instances).

The accuracy and execution time of the two methods are summarised in Table 1. The correctness of Algorithm 1 was empirically confirmed, while being much faster than the existing method in [12]. In accordance with Theorem 6, Algorithm 2 returned a correct solution whenever $r \leq 2$, but in practice, it still worked correctly for most cases with $r \leq 4$, with a much shorter running time than Algorithm 1 for both YES and NO instances. Algorithm 2 often failed to find a tree-child orientation for YES instances with $r = 5$.

6.3 Experiment 3: Accuracy for large graphs

In Experiment 3, we evaluated the performance of Algorithms 1 and 2 on the 471 larger sample networks with 20 leaves and 1 to 9 reticulations in Table 4. The experiment was performed on the same MacBook Pro used in Experiment 2. Since Algorithm 2 in [12] became infeasible for most cases with $r \geq 6$, we compared Algorithms 1 and 2 based on the number of tree-child orientations found and the time taken to find one.

The results are summarised in Table 2. As reticulation number r increased, the ability of Algorithm 2 to find tree-child orientations decreased monotonically. By contrast, Algorithm 1 was still able to find a tree-child orientation for many instances with large r . It generally takes a long time, but sometimes it can find a tree-child orientation in a practical time.

7 Discussion of the limitations of Algorithm 2

Algorithm 2 is very fast for both YES and NO instances, but interestingly, it becomes inaccurate as the reticulation number r increases. It would be useful to analyse the possible causes of such failures.

The first remark is that the algorithm does not necessarily find a reticulation placement that maximises the sum of the pairwise distances, because it searches for an optimal placement for a fixed minimal cycle basis \mathcal{S} . More precisely, the choice of \mathcal{S} can affect the maximum value $f(s^*)$ of the objective function. For example, when the algorithm selects the minimal cycle basis $\mathcal{S} = \{C_1, \dots, C_8\}$ as shown on the left of Figure 6, an optimal reticulation placement s^* attains $f(s^*) = 130$. On the other hand, when the cycle C_8 is replaced as shown on the right, then $f(s^*) = 129$. This observation suggests that if our goal is to maximise the sum of the distances between reticulations, then we need to carefully select a minimal cycle basis \mathcal{S} .

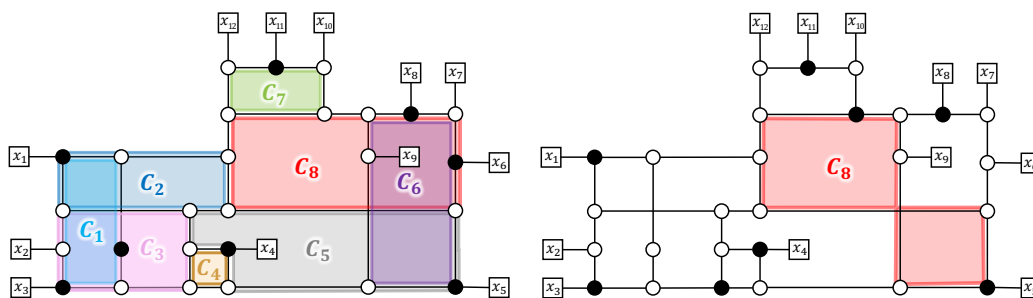
However, more importantly, we note that maximising the sum of the pairwise distances of the reticulations is not always advantageous for finding a tree-child orientation. For example, the graph on the left of Figure 7 has a tree-child orientation if the four reticulations are placed as shown on the right. However, by maximising the sum of the distances of the reticulations, Algorithm 2 has to select the reticulation placement with $f(s^*) = 20$ as on the left of Figure 7. Then, the algorithm will end up with returning ‘NO’ because there is no tree-child orientation for this reticulation placement, regardless of the choice of root edge

r	#YES #NO	Accuracy	Algorithm 1			Algorithm 2			
			Execution Time (sec)			Accuracy	Execution Time (sec)		
			Mean	Min	Max		Mean	Min	Max
1	170	170/170 (100%)	0.002	0.001	0.004	170/170 (100%)	0.002	0.001	0.004
	0	N/A	N/A	N/A	N/A	N/A	N/A	N/A	N/A
2	52	52/52 (100%)	0.011	0.002	0.063	52/52 (100%)	0.004	0.002	0.018
	5	5/5 (100%)	0.062	0.061	0.064	5/5 (100%)	0.013	0.007	0.036
3	24	24/24 (100%)	0.081	0.004	0.497	24/24 (100%)	0.007	0.005	0.012
	7	7/7 (100%)	0.539	0.232	1.173	7/7 (100%)	0.021	0.011	0.047
4	17	17/17 (100%)	0.741	0.008	3.735	16/17 (94%)	0.026	0.013	0.056
	6	6/6 (100%)	3.918	2.428	7.650	6/6 (100%)	0.048	0.020	0.112
5	4	4/4 (100%)	14.382	1.481	48.980	1/4 (25%)	0.153	0.133	0.173
	4	4/4 (100%)	23.340	13.892	39.959	4/4 (100%)	0.115	0.088	0.156

■ **Table 1** Results of Experiment 2. The input networks have 10 leaves. #YES (resp. #NO) is the number of tree-child orientable (resp. non-tree-child orientable) instances among the generated networks with each reticulation number r . #YES and #NO have been verified using the existing exponential time algorithm in [12]. The execution time here is the time taken to find a tree-child orientation or to output ‘NO’ or ‘Probably NO’.

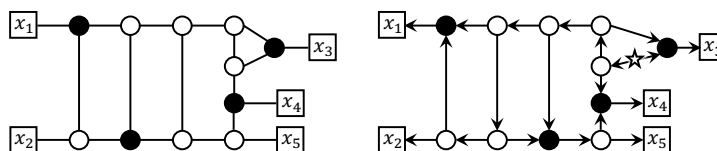
r	#Graph	#YES	Algorithm 1			#TC	Algorithm 2		
			Execution time (sec)				Execution Time (sec)		
			Mean	Min	Max		Mean	Min	Max
1	163	163	0.005	0.004	0.025	163	0.005	0.003	0.025
2	108	107	0.032	0.006	0.152	107	0.009	0.006	0.064
3	77	75	0.323	0.010	2.312	74	0.019	0.010	0.081
4	49	44	2.352	0.014	13.404	40	0.067	0.031	0.122
5	23	18	11.485	0.031	52.339	15	0.414	0.125	1.452
6	20	13	226.701	0.026	966.848	5	3.360	1.607	5.327
7	16	12	2732.563	1.190	23761.347	4	31.745	11.619	61.007
8	10	7	23155.714	1115.183	67313.690	1	942.973	942.973	942.973
9	5	3	229788.111	20176.763	623017.346	0	N/A	N/A	N/A

■ **Table 2** Results of Experiment 3. The input networks have 20 leaves. #Graph is the number of generated networks with each reticulation number r . #YES is the number of YES instances among those networks, which is equal to the number of tree-child orientations found by Algorithm 1. #TC is the number of tree-child orientations found by Algorithm 2. The execution time here is the time taken to find a tree-child orientation.



■ **Figure 6** Discussion of the objective function f of Algorithm 2. This network N has multiple minimal cycle bases \mathcal{S} with different values of $f(s^*)$. Different basic cycles are highlighted in different colours, and the black vertices indicate an optimal reticulation placement for each minimal cycle basis. The reticulation set in the left figure achieves $f(s^*) = 130$. On the other hand, the placement in the right figure, where C_8 is replaced and the remaining cycles are the same, only attains $f(s^*) = 129$.

e_ρ . The placement on the right has $f(s) = 19$, which is not maximum but does allow for a tree-child orientation.



■ **Figure 7** An example of N that has a tree-child orientation but for which Algorithm 2 fails. For any $s^* \in S^*$ maximising f with $f(s^*) = 20$, (N, e_ρ, δ_N^-) is not tree-child orientable, regardless of the choice of root edge e_ρ . However, choosing $s \in S \setminus S^*$ as shown on the right, with $f(s) = 19$, yields a tree-child orientable (N, e_ρ, δ_N^-) .

8 Conclusion and future work

The \mathcal{C} -ORIENTATION problem, which asks whether a given undirected binary phylogenetic network can be oriented to a directed phylogenetic network of a desired class \mathcal{C} , is an important computational problem in phylogenetics. The complexity of this problem remains unknown for many network classes \mathcal{C} , including the class of binary tree-child networks. A simple exponential time algorithm for \mathcal{C} -ORIENTATION was provided in [12]. FPT algorithms for a special case of the problem were also proposed in [12], but their practical application is limited due to the intricate nature of the procedures and the challenges in implementation, despite the constraints imposed on \mathcal{C} . Additionally, no study has explored heuristic approaches to solve \mathcal{C} -ORIENTATION in practice, even for a particular class \mathcal{C} such as tree-child networks.

In this paper, we have proposed a simple, easy to implement, practical exact FPT algorithm (Algorithm 1) for \mathcal{C} -ORIENTATION and a heuristic algorithm for TREE-CHILD ORIENTATION (Algorithm 2) based on Theorem 3. They improve the search space of the existing simple exponential time algorithm by using a cycle basis to reduce the number of possible reticulation placements. Our experiments showed that Algorithm 1 is significantly faster in practice than a state-of-the-art exponential time algorithm in [12]. Algorithm 2 is even faster, with a trade-off between the accuracy and the reticulation number. Further

research using larger and more diverse datasets could provide more insight into the strengths and limitations of the proposed methods. Their usefulness and effectiveness should also be tested in real-world data analysis.

Although we have used TREE-CHILD ORIENTATION as a case study for performance evaluation, Algorithm 1 is applicable to orientation problems for classes \mathcal{C} other than tree-child networks. For example, orientation for stack-free networks [17] or tree-based networks [9] is expected to be a good application, because one can quickly decide whether a given network belongs to such a class. There are several possible ways to improve the speed of Algorithm 1. For example, making reticulation pairs non-adjacent, as in Algorithm 2, is one of the quick improvements specifically for TREE-CHILD ORIENTATION. Further speeding up Algorithm 1 and extending it to non-binary networks are topics for future research.

Improving the accuracy of Algorithm 2 is also an interesting direction for future research. As discussed in Section 7, there is clearly room for improvement in the current objective function. Introducing a more suitable objective function may lead to the development of fast and accurate tree-child orientation heuristics.

References

- 1 Edoardo Amaldi, Claudio Iuliano, and Romeo Rizzi. Efficient Deterministic Algorithms for Finding a Minimum Cycle Basis in Undirected Graphs. In *Integer Programming and Combinatorial Optimization: 14th International Conference, IPCO 2010, Lausanne, Switzerland, June 9-11, 2010. Proceedings 14*, pages 397–410. Springer, 2010.
- 2 John Adrian Bondy and Uppaluri Siva Ramachandra Murty. *Graph Theory*. Springer London, 2008.
- 3 Laurent Bulteau, Mathias Weller, and Louxin Zhang. On Turning A Graph Into A Phylogenetic Network. working paper or preprint, April 2023. URL: <https://hal.science/hal-04085424>.
- 4 Laurent Bulteau and Louxin Zhang. The tree-child network problem and the shortest common supersequences for permutations are NP-hard. *arXiv preprint arXiv:2307.04335*, 2023.
- 5 Gabriel Cardona, Francesc Rosselló, and Gabriel Valiente. Comparison of Tree-child Phylogenetic Networks. *IEEE/ACM Transactions on Computational Biology and Bioinformatics*, 6(4):552–569, 2008.
- 6 José Coelho de Pina. *Applications of shortest path methods*. Ph.D. thesis, University of Amsterdam, December 1995. Research conducted at: fee. URL: <https://hdl.handle.net/11245/1.118244>.
- 7 Narsingh Deo, Gurpur Prabhu, and Mukkai S. Krishnamoorthy. Algorithms for Generating Fundamental Cycles in a Graph. *ACM Transactions on Mathematical Software*, 8(1):26–42, mar 1982. doi:10.1145/355984.355988.
- 8 Reinhard Diestel. *Graph Theory, 5th Edition*. Springer Berlin, Heidelberg, 2017.
- 9 Andrew R. Francis and Mike Steel. Which phylogenetic networks are merely trees with additional arcs? *Systematic Biology*, 64(5):768–777, 06 2015. doi:10.1093/sysbio/syv037.
- 10 Jonathan L. Gross, Jay Yallen, and Ping Zhang. *Handbook of Graph Theory*. CRC press, 2003.
- 11 Joseph Douglas Horton. A polynomial-time algorithm to find the shortest cycle basis of a graph. *Society for Industrial and Applied Mathematics Journal on Computing*, 16(2):358–366, 1987.
- 12 Katharina T Huber, Leo van Iersel, Remie Janssen, Mark Jones, Vincent Moulton, Yukihiro Murakami, and Charles Semple. Orienting undirected phylogenetic networks. *Journal of Computer and System Sciences*, 140:103480, 2024.
- 13 Shunsuke Maeda, Yusuke Kaneko, Hideaki Muramatsu, Yukihiro Murakami, and Momoko Hayamizu. Orienting undirected phylogenetic networks to tree-child network. *arXiv preprint arXiv:2305.10162*, 2023.

- 14 Colin McDiarmid, Charles Semple, and Dominic Welsh. Counting phylogenetic networks. *Annals of Combinatorics*, 19:205–224, 2015.
- 15 Herbert Ellis Robbins. A Theorem on Graphs, with an Application to a Problem of Traffic Control. *The American Mathematical Monthly*, 46(5):281–283, 1939.
- 16 Charles Semple. Phylogenetic Networks with Every Embedded Phylogenetic Tree a Base Tree. *Bulletin of Mathematical Biology*, 78(1):132–137, 2016.
- 17 Charles Semple and Jack Simpson. When is a Phylogenetic Network Simply an Amalgamation of Two Trees? *Bulletin of Mathematical Biology*, 80(9):2338–2348, 2018.
- 18 G. F. Stepanets. Basis systems of vector cycles with extremal properties in graphs. *Uspekhi Matematicheskikh Nauk*, 19(2):171–175, 1964.

A Algorithm for generating undirected binary phylogenetic networks

To create undirected binary phylogenetic networks on X for the experiments, we used a simple method explained below (see Table 3 and Figure 8 for illustrations). The code can be found at <https://github.com/hayamizu-lab/tree-child-orienter/tree/main/Appendix>. This method uses the idea of the coalescent model which is a popular approach for simulating phylogenetic trees.

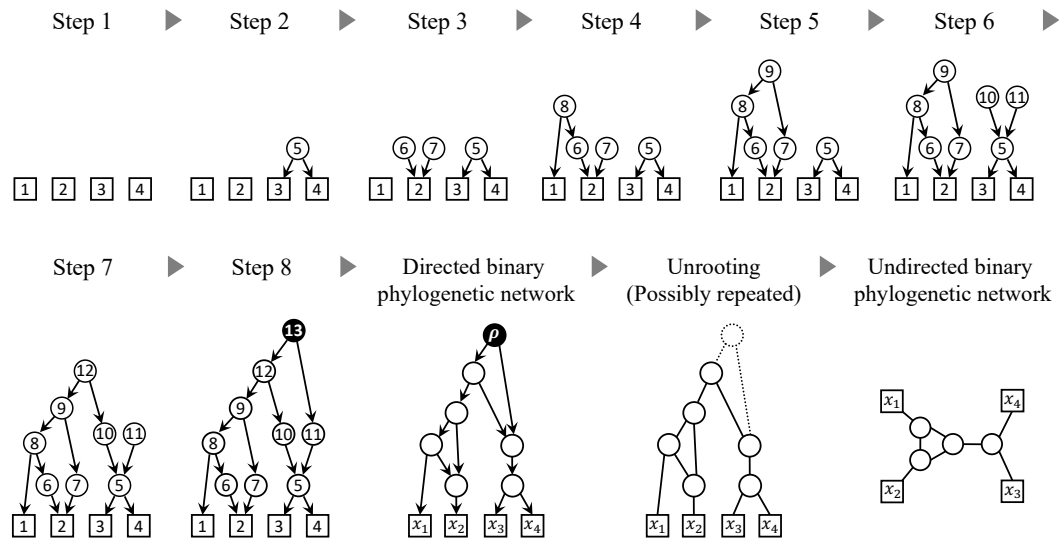
Given a set X of n present-day species, we trace back n lineages from the present to the past. At each step, lineages can either split with probability P_r or coalesce with probability $(1 - P_r)$. If two lineages coalesce, a tree vertex is created, and the set of extant taxa is updated. If a lineage splits, a reticulation is created, and the set of extant taxa is updated. This process continues until all lineages coalesce into a single vertex, the root. The resulting graph becomes a rooted directed binary phylogenetic network on X after the vertices of in-degree and out-degree 1 are suppressed and the necessary vertex and arc are added to resolve the nonbinary vertices. It can then be converted to an undirected phylogenetic network on X after suppressing the root and by ignoring all arc orientations and non-leaf vertex labels.

By adjusting the value of P_r , we can generate phylogenetic networks with various reticulation numbers. When $P_r = 0$, no reticulations occur, and the generated networks are guaranteed to be phylogenetic trees. If P_r has been set a larger value, the algorithm tends to produce graphs having more reticulations, as shown in Table 4. Thus, we generated undirected binary phylogenetic networks on X with varying levels of complexity, and selected suitable ones in each computational experiment.

For Experiments 2 and 3, we generated 1200 various undirected binary phylogenetic networks on X . The method requires the number $|X|$ of leaves and reticulation probability parameter P_r to be specified. Table 4 summarises the breakdown of the generated graphs.

■ **Table 3** An illustration of the graph generation method used in this study (see also Figure 8).

Step	Taxon set	Selected lineage(s)	Event	New taxa	New arcs
1	{1, 2, 3, 4}	3,4	Coalesce	5	(5, 3), (5, 4)
2	{1, 2, 5}	2	Split	6,7	(6, 2), (7, 2)
3	{1, 5, 6, 7}	1,6	Coalesce	8	(8, 1), (8, 6)
4	{5, 7, 8}	7,8	Coalesce	9	(9, 7), (9, 8)
5	{5, 9}	5	Split	10,11	(10, 5), (11, 5)
6	{9, 10, 11}	9,10	Coalesce	12	(12, 9), (12, 10)
7	{11, 12}	11,12	Coalesce	13	(13, 11), (13, 12)
8	{13}	-	-	-	-



■ **Figure 8** An illustration of how the process in Table 3 yields a directed binary phylogenetic network on $X = \{x_1, x_2, x_3, x_4\}$ and how it is converted to an undirected one.

(X , P_r)	Number r of reticulations											
	0	1	2	3	4	5	6	7	8	9	$10 \leq$	Total
(10, 0.05)	143	48	8	1	0	0	0	0	0	0	0	200
(10, 0.1)	99	67	20	9	3	2	0	0	0	0	0	200
(10, 0.15)	66	55	29	21	20	6	1	0	1	0	1	200
(20, 0.05)	73	82	31	10	3	0	0	0	1	0	0	200
(20, 0.1)	37	62	40	29	16	5	2	6	2	1	0	200
(20, 0.15)	14	19	37	38	30	18	18	10	7	4	5	200
Total	432	333	165	108	72	31	21	16	11	5	6	1200

■ **Table 4** Summary of the undirected binary phylogenetic networks on X generated before the experiments.