

Non-Adiabatic Quantum Optimization for Crossing Quantum Phase Transitions

Andr as Grabarits^{1,*}, Federico Balducci^{1,2,†}, Barry C. Sanders³, and Adolfo del Campo^{1,4}

¹*Department of Physics and Materials Science, University of Luxembourg, L-1511 Luxembourg, Luxembourg*

²*Max Planck Institute for the Physics of Complex Systems, N othnitzer Str. 38, 01187 Dresden, Germany*

³*Institute for Quantum Science and Technology, University of Calgary, Alberta T2N 1N4, Canada*

⁴*Donostia International Physics Center, E-20018 San Sebasti an, Spain*

(Dated: July 17, 2024)

We consider the optimal driving of the ground state of a many-body quantum system across a quantum phase transition in finite time. In this context, excitations caused by the breakdown of adiabaticity can be minimized by adjusting the schedule of the control parameter that drives the transition. Drawing inspiration from the Kibble-Zurek mechanism, we characterize the timescale of onset of adiabaticity for several optimal control procedures. Our analysis reveals that schedules relying on local adiabaticity, such as Roland-Cerf’s local adiabatic driving and the quantum adiabatic brachistochrone, fail to provide a significant speedup over the adiabatic evolution in the transverse-field Ising and long-range Kitaev models. As an alternative, we introduce a novel framework, Non-Adiabatic Quantum Optimization (NAQO), that, by exploiting the Landau-Zener formula and taking into account the role of higher-excited states, outperforms schedules obtained via both local adiabaticity and state-of-the-art numerical optimization. NAQO is not restricted to exactly solvable models, and we further confirm its superior performance in a disordered non-integrable model.

I. INTRODUCTION

Quantum phase transitions (QPT) play a dominant role in the understanding of quantum matter in and out of equilibrium [1, 2]. By definition, at a QPT the ground-state properties change abruptly as the external parameters are varied. In addition, when the transition is of second order, the energy gap separating the ground state from the first excited state closes. As a result, the coherent driving across a second-order QPT is non-adiabatic and results in excitations above the ground state [3–5]. The universality class of the QPT determines the number density of such excitations, according to the celebrated Kibble-Zurek (KZ) prediction $n \sim T^{-\alpha_{\text{KZ}}}$ [6–9], where T is the time scale in which the transition is driven and $\alpha_{\text{KZ}} = d\nu/(1+z\nu)$, with d the dimensionality of the system, ν the correlation length critical exponent and z the dynamic critical exponent of the QPT [10–13].

Reducing excitation formation across a QPT is desirable for a variety of applications in quantum technologies. Examples include the preparation of novel phases of matter (e.g., in quantum simulators) and quantum annealing, where the KZ mechanism provides a heuristic guideline for simple energy landscapes [14–20]. Small values of α_{KZ} require exceedingly long values of T to approach the adiabatic limit. This has led to a variety of proposals to circumvent the KZ scaling.

One approach relies on the use of auxiliary controls, e.g., based on counterdiabatic driving [21–24]. The auxiliary controls required to suppress a QPT are generally nonlocal in real space and involve multiple-body interactions, which hinders their practical implementa-

tion [25–28]. Efforts to approximate such controls by local few-body terms have been pursued by a variety of approaches [27, 29–31]. Digital quantum simulation based on the gate model facilitates the implementation of the required controls and has led to the development of digitized counterdiabatic quantum algorithms for quantum optimization [32–36]. Despite limitations resulting from Trotter errors and gate fidelities, theoretical proposals have been accompanied by their experimental demonstration [37–40]. An alternative to counterdiabatic driving relies on making the critical point spatially dependent: both in classical [41–44] and quantum systems [45–49], this can help mitigate the formation of excitations [50], as demonstrated in various experiments [51–54].

In the absence of auxiliary or spatially local controls, previous studies have considered the modulation in time of the control parameter $g(t)$ by non-linear schedules [55]. Specifically, for a power-law dependence $g(t) = (t/T)^r$, the power-law KZ scaling is modified to $n \sim T^{-dr\nu/(1+dr\nu)}$: by optimizing the value of r , the excitation density is improved with respect to the standard KZ scaling, and gets close to $n \sim T^{-1/z}$ [56–58]. Boundary cancellation techniques provide an alternative approach to tailor the schedule $g(t)$: provided that the first k derivatives of $g(t)$ vanish at the beginning and end of the process, nonadiabatic excitations are bounded by C_k/T^{k+1} for some positive constant C_k [59–64]. Beyond such analytical insights, numerical approaches for optimal control have been proposed to design optimal driving schedules [65–70].

In this work, we exploit the KZ mechanism to characterize the performance of optimal control methods applied to schedules $g(t)$ that drive the QPT in finite time. We show how methods that rely only on the adiabatic condition for the ground state, such as local adiabatic driving (LAD) by Roland and Cerf [71] and the closely related quantum adiabatic brachistochrone (QAB) [72, 73],

* andras.grabarits@uni.lu

† fbalducci@pks.mpg.de

fail to deliver schedules $g(t)$ that perform well at moderate driving rates, and thus cannot be used to speed up significantly the quantum evolution. Our understanding is based on a semi-analytical treatment in the transverse-field Ising model (TFIM) and long-range Kitaev model (LRKM), which, thanks to their free-fermionic nature, allow for the diagonalization of the excitations in well-defined momentum sectors. We then try to remedy the shortcomings of the QAB by generalizing its structure to each momentum mode: our extended quantum adiabatic brachistochrone (eQAB), however, does not provide optimal schedules $g(t)$ that show significant speed-up. A different approach, based on the Landau-Zener (LZ) formula rather than the adiabatic condition, is needed to obtain a significant improvement, as we show in the TFIM and even more significantly in the LRKM. To this end, we introduce the framework of Non-Adiabatic Quantum Optimization (NAQO) that takes into account excited states in combination with the LZ formula. Such an approach outperforms the optimized non-linear passage (ONLP) [56] and a purely numerical optimization method, the Chopped Random Basis (CRAB) ansatz [67, 68, 74]. The method is benchmarked as well on a non-integrable, disordered spin model, showing promising results for the accessible system sizes.

Acronyms used throughout the work are listed in Table I. The paper is organized as follows. In Sec. II, we define the problem under study: we introduce the TFIM, diagonalize it in momentum space (Sec. II B) and review the basics of the KZ mechanism (Sec. II C). In Sec. III, we review how the adiabatic condition can be used to tailor locally adiabatic schedules; specifically, we consider LAD (Sec. III A) and the QAB (Sec. III B). In Sec. III C, we show an interesting connection between the two approaches. In Sec. IV, we apply optimization procedures to the TFIM that go beyond the adiabatic condition, namely the eQAB (Sec. IV A), NAQO (Sec. IV B) and ONLP (Sec. IV C). In Sec. IV D, we benchmark our NAQO approach against fully numerical, quantum optimal control strategies. In Sec. V, we perform a similar analysis in the LRKM. We introduce the model in Sec. V A and study the crossing of its quantum critical point both in the KZ universality regime (Sec. V B) and in the dynamical universality regime (Sec. V C). We draw our conclusions in Sec. VII.

II. TRANSVERSE-FIELD ISING MODEL

A. Definition

The TFIM describes a spin chain with Hamiltonian [75]

$$\hat{H}(t) = -J \sum_{j=1}^L [\hat{\sigma}_j^z \hat{\sigma}_{j+1}^z + g(t) \hat{\sigma}_j^x], \quad (1)$$

where $\hat{\sigma}_j^{x,y,z}$ are Pauli matrix operators acting on site j . The coupling $J > 0$ favors ferromagnetic alignment, and

CD	Counterdiabatic Driving
CRAB	Chopped Random Basis
KZ	Kibble-Zurek
LAD	Local Adiabatic Driving
LRKM	Long-Range Kitaev Model
LZ	Landau-Zener
NAQO	Non-Adiabatic Quantum Optimization
MZM	Majorana Zero Mode
TFIM	Transverse-Field Ising Model
TLS	Two-Level System
ONLP	Optimal Non-Linear Passage
QAB	Quantum Adiabatic Brachistochrone
eQAB	Extended Quantum Adiabatic Brachistochrone
QPT	Quantum Phase Transition

TABLE I. List of acronyms used in the text.

it is set $J \equiv 1$ to fix the energy scale; $g(t)$ plays the role of an effective dimensionless magnetic field. The values $g_c = \pm 1$ are critical points separating the ferromagnetic phase, in which spins align as a result of the strong spin-spin interactions ($|g| < 1$), from the phases with paramagnetic order ($|g| > 1$), where the external magnetic field determines the spin configuration. Due to its simplicity, the TFIM is regarded as the minimal example to describe equilibrium QPTs with discrete symmetry breaking [1], as well as the crossing of QPTs in a nonequilibrium context [12, 13, 17, 18, 25, 76, 77].

In this work, we are interested in driving the ground state of the TFIM from its ferromagnetic phase to the paramagnetic one. To this end, consider a schedule $g(t)$ with $t \in [-T/2, T/2]$, where the time T sets the total duration of the process. It is natural to consider schedules satisfying

$$g(-T/2) = g_0 > g_c, \quad g(T/2) = 0; \quad (2)$$

e.g., with $g_0 = 2$. The goal is to determine the optimal functional form $g(t)$ to minimize excitation formation upon crossing the QPT.

As usual in optimization problems, the first step is to define the cost function. There are multiple choices at hand for the problem under consideration. For instance, one can choose as a cost function the mean energy upon completion of the schedule

$$E = \langle \Psi(T/2) | \hat{H}(T/2) | \Psi(T/2) \rangle, \quad (3)$$

where $|\Psi(T/2)\rangle$ is obtained by integrating the time-dependent Schrödinger equation

$$\begin{cases} i\partial_t |\Psi(t)\rangle = \hat{H}(t) |\Psi(t)\rangle \\ |\Psi(-T/2)\rangle = |E_0(-T/2)\rangle. \end{cases} \quad (4)$$

Above, $|E_n(t)\rangle$ stands for the n -th eigenstate of $\hat{H}(t)$, so that $|E_0(-T/2)\rangle$ is the initial ground state.

Alternatively, one can consider the density of topological defects at the end of the schedule. Due to the \mathbb{Z}_2 symmetry of the model, topological defects correspond

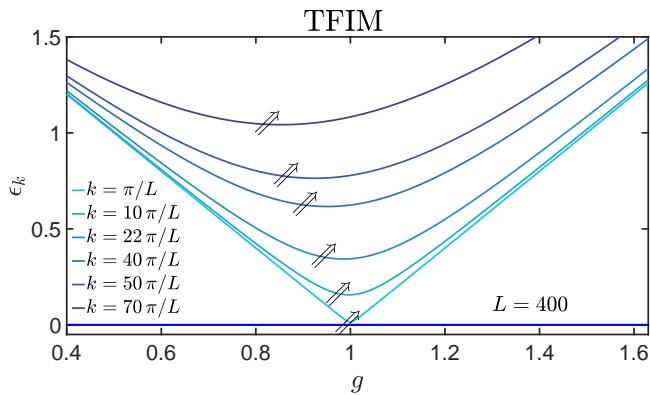


FIG. 1. Schematic plot of the energy gaps in each momentum mode of the TFIM. The avoided crossings (signaled by a double arrow) take place under the umbrella of the zero mode and thus remain unaccounted by the local adiabatic condition, see Sec. III. By contrast, the NAQO approach of Sec. IV B tames each of the avoided crossings individually.

to kinks. The defect number operator reads

$$\hat{N} = \frac{1}{2} \sum_{j=1}^L (1 - \hat{\sigma}_j^z \hat{\sigma}_{j+1}^z), \quad (5)$$

so that the final value of the defect density is given by

$$n = \frac{1}{L} \langle \Psi(T/2) | \hat{N} | \Psi(T/2) \rangle. \quad (6)$$

Note that for $g(T/2) = 0$, the Hamiltonian contains solely ferromagnetic interactions and commutes with the defect number operator: $[\hat{H}(T/2), \hat{N}] = 0$. Therefore, the mean energy and the defect density are related to each other by $E = (1 - 2Ln)$.

We do not consider in this work the possibility of using the fidelity $F = |\langle E_0(T/2) | \Psi(T/2) \rangle|^2$ (or its logarithm) as a cost function since it is experimentally much more difficult to measure in a many-body setting.

B. Diagonalization and avoided level crossings

Upon using a Jordan-Wigner transformation, the Hamiltonian (1) is reduced to that of a set of independent two-level systems (TLSs), one for each (pseudo-) momentum sector [75],

$$\hat{H} = 2 \sum_{k>0} \hat{\psi}_k^\dagger [(g(t) - \cos k) \tau^z + \sin k \tau^x] \hat{\psi}_k \quad (7)$$

$$= 2 \sum_{k>0} \hat{\psi}_k^\dagger H_k(t) \hat{\psi}_k, \quad (8)$$

where $\hat{\psi}_k := (\hat{c}_k, \hat{c}_{-k}^\dagger)^T$ is a vector of creation and annihilation operators for fermions of momentum k , and $\tau^{x,y,z}$ are another set of Pauli matrices, acting on the internal

space of $\hat{\psi}_k$. By diagonalizing the 2×2 matrices $H_k(t)$, one finds the single-particle eigenenergies

$$\epsilon_k(t) = \pm 2 \sqrt{1 + g^2(t) - 2g(t) \cos k}; \quad (9)$$

see also Fig. 1. The eigenenergy of the system is recovered upon adding up all the contributions of different momenta: $E_n(t) = \sum_{k>0} s_{n,k} \epsilon_k(t)$ with $s_{n,k} = \pm 1$ defining the occupation of the modes.

For momenta $k < \pi/2$, the single-particle levels $\epsilon_k(t)$ undergo avoided level crossings: their position $t_c(k)$ is identified by

$$\frac{\partial \epsilon_k}{\partial g} = 0 \implies g_c = \cos k \implies t_c(k) = \arccos k; \quad (10)$$

see Fig. 1. Notice that, for finite system size, the minimum of the gap is not at $g = 1$, but at $g = \cos k_0$, with $k_0 = \pi/L$.

C. Kibble-Zurek mechanism

As for the energy, also the average number of defects simplifies when expressed in the momentum basis [12]. In particular,

$$n = \frac{1}{L} \sum_{k>0} p_k, \quad (11)$$

where p_k is the excitation probability in the sector k . Assuming that the driving is a linear ramp $g(t) = g_0(1 - t/T)$, such probabilities can be computed approximately in various regimes. First, in the adiabatic limit $T \gg [E_1 - E_0]^{-2} \sim L^2$, it holds that $p_k \approx 0$ for all k , and thus $n \approx 0$: this is the consequence of the adiabatic theorem. For faster ramps, the LZ formula holds [11, 12, 78],

$$p_k \approx e^{-2\pi k^2 T}, \quad (12)$$

from which

$$n \approx \frac{1}{2\pi} \int_0^{\pi/2} dk p_k \sim T^{-1/2}. \quad (13)$$

This result is in agreement with the original argument of the KZ mechanism, predicting $n \sim T^{-d\nu/(1+z\nu)}$ in d dimensions for point-like defects. Here, the critical exponents read $\nu = z = 1$, resulting in the KZ exponent $d\nu/(1+z\nu) = 1/2$. At fast quenches, there is a universal breakdown of the KZ scaling [79]. In the limit of sudden quenches, $p_k = \cos^2(k/2) + \mathcal{O}(T^{-1/2})$ for all k , leading to a saturation $n \approx 1/4$.

III. OPTIMAL CONTROL BASED ON THE ADIABATIC CONDITION

In a seminal work, Roland and Cerf [71] proposed a simple recipe to realize adiabatic schedules in a time

shorter than the one set by a naive application of the adiabatic condition. Instead of requiring the total duration of a linear schedule to be longer than the adiabatic time,

$$T > T_{\text{ad}} = \frac{\max_t |\langle \Psi(t) | \partial_t \hat{H} | \Psi(t) \rangle|}{\min_t [E_1(t) - E_0(t)]^2}, \quad (14)$$

they argued that it is sufficient to require “local adiabatic driving” (LAD), encoded in the condition

$$\frac{|\langle E_0(t) | \partial_t \hat{H} | E_1(t) \rangle|}{[E_1(t) - E_0(t)]^2} < \varepsilon, \quad (15)$$

with ε being a small adjustable parameter. This way, the instantaneous rate of change of the external parameter is kept slow enough relative to the instantaneous gap, and the schedule can speed up when the gap is large.

Another approach, based on the same intuition, is provided by the Quantum Adiabatic Brachistochrone (QAB) [72, 73]. Instead of requiring that Eq. (15) holds at each time, one can define a cost function (action) for the whole schedule as [80]

$$S_{\text{QAB}} = \int dt \frac{\|\partial_t \hat{H}\|^2}{[E_1(t) - E_0(t)]^4}, \quad (16)$$

where $\|\bullet\|$ is the Hilbert-Schmidt norm. The optimal driving $g_{\text{QAB}}(t)$ can then be found by minimizing the action.

In the next sections, we inspect the performance of the two approaches outlined above in the TFIM: the LAD is treated in Sec. III A and the QAB in Sec. III B. Taking inspiration from the KZ mechanism, we look at the scaling of the defect number with the final time T when the schedule $g(t)$ is not a linear function but instead determined by Eqs. (15) or (16). We also compute the timescale of the onset of adiabaticity, i.e., the time T_{ons} , after which the defect number becomes of $\mathcal{O}(1)$. This timescale is not to be confused with T_{ad} , which always refers to the global adiabatic condition, Eq. (14). In Sec. III C, we prove a simple connection between the two schemes, LAD and QAB, that shows how the two are interchangeable under some approximation.

A. Local adiabatic driving

Within the LAD approach, we note that Eq. (15) can be rewritten as

$$|\dot{g}(t)| < \varepsilon \frac{[E_1(t) - E_0(t)]^2}{|\langle E_0(t) | \partial_g \hat{H}(t) | E_1(t) \rangle|}. \quad (17)$$

Using the exact solution of the TFIM (Sec. II B), it is possible to determine the explicit expressions of the gap and the matrix element to find

$$|\dot{g}| < \frac{8\varepsilon}{\sin k_0} (1 + g^2 - 2g \cos k_0)^{3/2}, \quad (18)$$

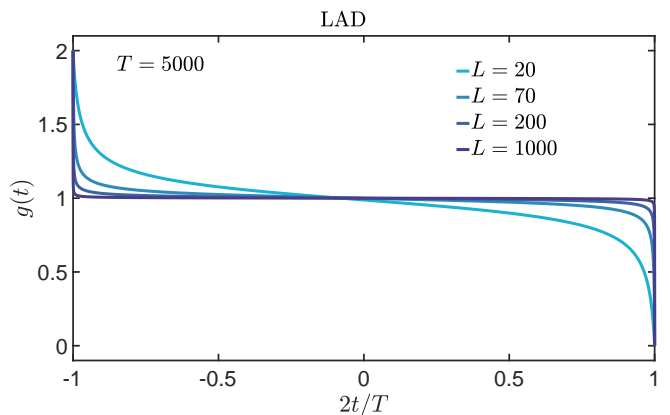


FIG. 2. Schedule $g(t)$ for the optimal crossing of the QPT in the TFIM, according to the LAD. One can see that the curves become flatter and flatter as the system size L increases, with sharp jumps at the endpoints: this leads to significant excitation formation, as explained in the main text, Sec. III A.

where the absolute value is needed because the schedule from the paramagnet to the ferromagnet makes g monotonically decrease in time. Equation (18) upper bounds the local speed of the schedule. Notice that both the gap and the matrix element were determined solely by the zero-mode TLS with $k_0 = \pi/L$. Replacing the inequality above with an equality, the differential equation for g can be solved by separation of variables:

$$-\varepsilon'(t - t_0) = \frac{g - \cos k_0}{\sqrt{1 + g^2 - 2g \cos k_0}}, \quad (19)$$

where $\varepsilon' = 8\varepsilon \sin k_0$ and t_0 is the integration constant. A minus sign was added upon removal of the absolute value, taking into account that $\dot{g} < 0$. At this point, the two free parameters ε' and t_0 can be fixed by imposing $g(-T/2) = g_0 = 2$, $g(T/2) = 0$. While their exact expression is rather cumbersome, at large L it holds

$$\varepsilon' = \frac{1}{T} \left[2 + \mathcal{O}\left(\frac{1}{L^2}\right) \right], \quad t_0 = T \left[\frac{\pi^4}{4L^4} + \mathcal{O}\left(\frac{1}{L^6}\right) \right]. \quad (20)$$

To leading order, the schedule becomes symmetric around $t = 0$, and the small parameter ε sets the inverse of the annealing time. Solving Eq. (19) for g , one finds

$$g_{\text{LAD}}(t) = \cos k_0 - \frac{\varepsilon'(t - t_0) \sin k_0}{\sqrt{1 - \varepsilon'^2(t - t_0)^2}}. \quad (21)$$

This is the functional form of the optimal annealing schedule according to the LAD scheme.

The critical point is traversed at $t = 0 + \mathcal{O}(1/L^4)$, with a slope $\dot{g}_{\text{LAD}} \approx -2\pi/LT$. The effect of LAD is thus to slow down near the critical point while going very fast away from it, in order to arrive in finite time from g_0 to 0. The shape of the $g_{\text{LAD}}(t)$ acquires a dependence

on L , as shown in Fig. 2. Even though to leading order the schedule depends only on t/T , as follows from the expansion of $\varepsilon't$, the L -dependent corrections play a crucial role near the endpoints. Around $t \approx T/2$, the L -dependent corrections control the local speed and the number of excitations.

To characterize the efficiency of the LAD approach, the density of excitations n is investigated as a function of T in relation to the KZ mechanism. As shown in Fig. 3a, n exhibits a good scaling collapse for different values of L as a function of T/L^2 . In particular, for timescales $T_{\text{plateau}} \lesssim L^2$ an extensive—in the thermodynamical sense, i.e., linear in the system size—number of modes get excited with finite probability, as reflected by the $n \sim \mathcal{O}(1)$ plateau. After this scale, the density falls off as $\sim T^{-2}$. It follows that the time of onset of adiabaticity, defined by $n \approx 1/L$, scales as $T_{\text{ons}} \sim T^{5/2}$. This is an important aspect that may be counter-intuitive: the time of onset of adiabaticity is longer than the adiabatic time itself, since $T_{\text{ad}} \sim L^2$ for the linear schedules in the TFIM. The solution to the apparent paradox comes from realizing that n takes contributions from all momentum modes, while LAD is built using the zero momentum mode and guarantees that only this mode is driven transitionlessly. Finally, it is interesting to note that the curve $n(T)$ obtained with the LAD procedure, Fig. 3a, also lacks a universal KZ power-law scaling regime.

The unusual features described above can be understood with a simple analytical argument based on the LZ formula. The curve $g_{\text{LAD}}(t)$, Eq. (21), is very flat except in a small region near the boundaries, where it drops very fast; see also Fig. 2. Setting $\delta t = T/2 - t$, one can expand Eq. (21) to lowest order in $1/L$ and $\delta t/T$, finding

$$g_{\text{LAD}}(t) \approx 1 - \frac{1}{L} \frac{1}{\sqrt{\delta t/T}}. \quad (22)$$

The region of the fast drop is identified by $1 - g_{\text{LAD}} = \mathcal{O}(1)$, which sets $\delta t \sim T/L^2$. The breakdown of the plateau $n \sim \mathcal{O}(1)$ with an extensive number of excitations is identified via the condition $\dot{g} \sim \mathcal{O}(1)$. This implies the suppression of the p_k for LZ transitions in all momentum modes. This is equivalent to requiring the finiteness of the fast drop region up to the leading order, $\delta t \sim \mathcal{O}(1)$. Combining these conditions, one finds $T \sim L^2$, which sets the timescale at which an extensive number of momentum modes starts to be driven transitionlessly. Beyond this timescale, low-momentum avoided crossings are traversed with a typical local speed of $\dot{g} \sim 1/TL \sim L^{-3}$, while for the higher momenta, this velocity scales as $\sim 1/T \sim L^{-2}$. This latter case is similar in many aspects to the adiabatic regime of the linear schedules, explaining the observed decay of the defects $n \sim T^{-2}$.

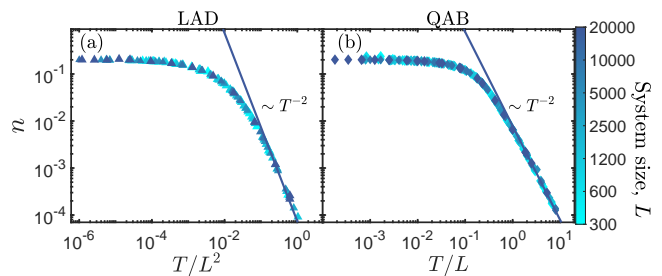


FIG. 3. Scaling of the density of excitations n for (a) LAD and (b) QAB. Both curves show a perfect collapse upon rescaling the evolution time T with a power of the system size. The excitation densities exhibit a plateau with an extensive number of excitations, $n \sim \mathcal{O}(1)$. This regime grows extensively with L and then turns immediately into an adiabatic-like decay $n \sim T^{-2}$. The universal KZ scaling regime is not present in either case.

B. Quantum adiabatic brachistochrone

In the previous section, it was argued that the LAD procedure fails to produce sensible annealing schedules $g(t)$. Slowing down at the avoided crossing of the zero mode can only be achieved at the expense of speeding up near the end of the evolution, exciting an extensive number of momentum modes. The quantum adiabatic brachistochrone (QAB) approach tries to solve this problem by weighting the adiabatic condition along all the paths through the action S_{QAB} , Eq. (16), rather than applying it locally. When specified to the TFIM, the action reads

$$S_{\text{QAB}} = L \int dt \frac{\dot{g}^2(t)}{[1 + g^2(t) - 2g(t) \cos k_0]^2}, \quad (23)$$

where again $k_0 = \pi/L$ is the lowest momentum for a system of size L . Notice that the norm $\|\partial_t \hat{H}\|^2 = L \dot{g}^2$, as one can check in the fermionic basis (see Sec. II B). The Euler-Lagrange equation for the action reads

$$\frac{d}{dt} \frac{\delta S}{\delta \dot{g}} = \frac{\delta S}{\delta g} \implies \ddot{g} = \frac{2\dot{g}^2(g - \cos k_0)}{1 + g^2 - 2g \cos k_0}. \quad (24)$$

As shown in App. A, this equation can be integrated to

$$g_{\text{QAB}}(t) = \cos k_0 - \sin k_0 \tan[\varepsilon(t - t_0)], \quad (25)$$

where ε and t_0 are two integration constants with roles analogous to the ones in the LAD procedure. They have to be fixed with the boundary conditions $g(-T/2) = g_0 = 2$ and $g(T/2) = 0$. At large system sizes, their expressions simplify to

$$\varepsilon = \frac{1}{T} \left[\pi + \mathcal{O}\left(\frac{1}{L}\right) \right], \quad t_0 = T \left[\frac{\pi^2}{2L^3} + \mathcal{O}\left(\frac{1}{L^4}\right) \right]. \quad (26)$$

In order to investigate the efficiency of the QAB schedules, the scaling of the number of defects was computed

numerically, again taking inspiration from the KZ studies. From Fig. 3b one can see that the defect density remains extensive up to a time $T_{\text{plateau}} \sim L$; then, a rapid decay takes place, with $n \sim T^{-2}$. It follows that the onset of adiabaticity, defined by $n(T_{\text{ons}}) \approx 1/L$, takes a time $T_{\text{ons}} \sim L^{3/2}$. The QAB approach does not provide efficient schedules $g_{\text{QAB}}(t)$ due to the shortcoming of the zero mode, as in the LAD approach. Even though the zero mode can be driven adiabatically in a timescale $T \sim L$, this comes at the price of creating an extensive number of excitations at the avoided level crossing of higher momentum modes. Similarly to the LAD approach, the universal KZ regime does not emerge during the whole process.

The explanation of the features noted above parallels that of the LAD procedure. The QAB schedule evolves with a vanishingly small slope, $\dot{g} \sim 1/TL$, for the dominating part of the process apart from the small regions around the endpoints $t = \pm T/2$. The size of this region is characterized by $\delta t = T/2 - t$. Expanding the schedule in terms of δt and $1/L$ yields

$$1 - g_{\text{QAB}}(t) \approx \frac{1}{L} \tan\left(\frac{\pi}{2} - \frac{\delta t}{T}\right) \approx \frac{T}{\delta t L}. \quad (27)$$

The fast drop regime is captured by the condition $1 - g = \mathcal{O}(1)$, implying the scaling $\delta t \sim T/L$. Setting as well $\delta t = \mathcal{O}(1)$ sets the condition for the non-diverging local velocity $\dot{g} \sim \mathcal{O}(1)$ at the avoided crossings. This leads to $T \sim L$, identifying the timescale at which an extensive number of momentum modes are no longer excited. For longer times T , the local speed scales as $|\dot{g}| \sim 1/TL \sim L^{-2}$, and all transitions near the zero mode are suppressed. Avoided crossings at higher momenta $k \gtrsim L^{-1/2}$ are also traversed adiabatically with typical velocity $\sim 1/T \sim L^{-1}$. This leads to a regime similar to the case of the linear schedule beyond the onset of adiabaticity, thus verifying the scaling $n \sim T^{-2}$.

C. Equivalence of LAD and QAB

Consider a time-dependent quantum Hamiltonian of the form

$$\hat{H}(t) = \hat{H}_0 + g(t)\hat{H}_1, \quad (28)$$

where \hat{H}_0 and \hat{H}_1 are time-independent Hermitian operators, and the only dependence on time is mediated by the control parameter $g(t)$. Hamiltonians of this form are the ones usually considered in most quantum control problems [69, 70]; the TFIM in Eq. (1) falls in this category as well. Here, it is proven that for such Hamiltonians, LAD and the QAB may lead to the same control schedules $g(t)$. Indeed, it is common in the LAD literature to upper bound $\dot{g}(t)$ as

$$\dot{g}(t) < \varepsilon \frac{[E_1(t) - E_0(t)]^2}{\|\langle \partial_g \hat{H} \rangle\|}, \quad (29)$$

cf. Eq. (17); this approximation was actually performed in the original reference [71]. On the other hand, the QAB can be modified as follows

$$\tilde{S}_{\text{QAB}} = \int dt \frac{|\langle E_0(t) | \partial_t \hat{H} | E_1(t) \rangle|^2}{[E_1(t) - E_0(t)]^4}, \quad (30)$$

where the matrix element of the ground to the first excited state replaces the norm of $\partial_t \hat{H}$ in Eq. (16). Here, it is proven that Eq. (29) is the Euler-Lagrange equation for the QAB, Eq. (16), while the Euler-Lagrange equation of the modified QAB action, Eq. (30), is exactly the LAD equation (15).

The proof is straightforward. The Euler-Lagrange equation for the modified QAB action, Eq. (30), reads

$$\frac{d}{dt} \frac{2\dot{g} |\langle E_0 | \hat{H}_1 | E_1 \rangle|^2}{[E_1 - E_0]^4} = \dot{g}^2 \frac{\partial}{\partial g} \frac{|\langle E_0 | \hat{H}_1 | E_1 \rangle|^2}{[E_1 - E_0]^4}, \quad (31)$$

from which

$$2\ddot{g} \frac{|\langle E_0 | \hat{H}_1 | E_1 \rangle|^2}{[E_1 - E_0]^4} = -\dot{g}^2 \frac{\partial}{\partial g} \frac{|\langle E_0 | \hat{H}_1 | E_1 \rangle|^2}{[E_1 - E_0]^4}. \quad (32)$$

Since the equation is autonomous, one can pose $\dot{g} \equiv p(g)$ and integrate it (see also App. A), finding

$$\dot{g} = p_0 \frac{[E_1 - E_0]^2}{|\langle E_0 | \hat{H}_1 | E_1 \rangle|}, \quad (33)$$

where p_0 is an integration constant. This equation is the same as the one defining LAD, Eq. (17).

The proof of the other case proceeds in the exact same way; one only needs to replace $|\langle E_0 | \hat{H}_1 | E_1 \rangle|$ with $\|\hat{H}_1\|$.

The fact that LAD and the QAB lead to the same optimal schedules $g(t)$ is an interesting fact that—to the best of our knowledge—was noted only for the Grover search [72]. It also sheds light on the role of ε in LAD: an additional parameter is needed because the LAD condition, Eq. (15), contains only first-order time derivatives, while one needs two free parameters to impose the endpoint boundary conditions at $t = -T/2$ and $t = T/2$.

Notice that above it is essential that $g(t)$ be real; in the case of a complex control field, the equivalence of LAD and QAB seems not guaranteed. The same is true in the case of more control terms, e.g., if $\hat{H}(t) = \hat{H}_0 + g_1(t)\hat{H}_1 + g_2(t)\hat{H}_2 + \dots$: the QAB approach is more general since LAD in presence of more time-dependent driving functions seems ill-defined.

IV. OPTIMAL CONTROL BEYOND THE ADIABATIC CONDITION

In Sec. III, we considered optimal control strategies that take as starting point the adiabatic condition, i.e., that require the drive to be slow with respect to the inverse gap and transition matrix elements, Eq. (14). In this Section, we introduce optimal control methods that

go beyond the adiabatic condition, taking into account also the higher excited states. Specifically, in Sec. IV A, we extend the QAB to tame also transitions in excited states, while in Sec. IV B, we introduce a new action to be minimized, based on the avoided level crossing structure in the LZ formula. Finally, we compare our results with other well-known optimization schemes: the ONLP through a quantum critical point in Sec. IV C and the fully numerical CRAB optimization in Sec. IV D.

A. Extended quantum adiabatic brachistochrone

A natural extension of the adiabatic optimization approaches is provided by involving in the QAB action the effect of all momentum modes:

$$S_{\text{eQAB}} = \sum_{k>0} \int dt \frac{|\langle \epsilon_{+,k}(t) | \partial_t \hat{H} | \epsilon_{-,k}(t) \rangle|^2}{[2\epsilon_k(t)]^4}, \quad (34)$$

where $|\epsilon_{\pm,k}(t)\rangle$ denotes the ground ($-$) and excited ($+$) single-particle states in the k -th momentum mode, and $2\epsilon_k(t)$ equals the gap in the same mode. We call this action “extended quantum adiabatic brachistochrone” (eQAB). Notice that in the numerator of Eq. (34) there is the matrix element between the one-particle ground and excited states, rather than the norm $\|\partial_t \hat{H}\|$, as described in Sec. III C.

It would be tempting to replace the summation over k in Eq. (34) with an integral. However, this would lead to singularities in the equation for $g(t)$: if

$$S_{\text{eQAB}} \approx L \int dt \int_0^\pi \frac{dk}{2\pi} \frac{\dot{g}^2(t) \sin^2 k}{(1 + g^2(t) - 2g(t) \cos k)^3} \quad (35)$$

$$\sim \int dt \frac{\dot{g}^2(t)}{[1 - g^2(t)]^3}, \quad (36)$$

then the Euler-Lagrange equation reads

$$\ddot{g} = \frac{3g\dot{g}^2}{1 - g^2}. \quad (37)$$

This equation is highly singular at $g = 1$, i.e., at the QPT. In particular, $g(t)$ is forced to slow down infinitely due to the continuum approximation before reaching $g = 1$, and thus the QPT cannot be crossed in finite time. This drawback in the equation for $g(t)$ comes from letting k reach 0. It is therefore important to retain the lower limit of integration to be $k_0 = \pi/L$, which keeps track of the system size.

In order to simplify the analytical expressions, a different route is followed: k is integrated between 0 and π , but a regularization in the denominator of Eq. (34), that shifts the singularity to $-k_0$, is introduced. This is achieved by

$$S_{\text{eQAB}} \approx \int dt \int_{-1}^1 dx \frac{\sqrt{1-x^2}}{(1+g^2-2gx+2gk_0)^3}, \quad (38)$$

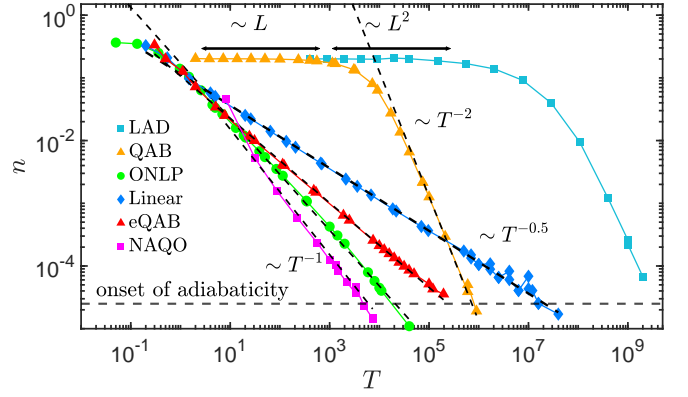


FIG. 4. Scaling of the density of excitations n as a function of the evolution time T for the various schedules described in the main text. The system size is fixed to $L = 40000$. The horizontal dashed line indicates the onset of adiabaticity, defined by $n \approx 1/L$. The power laws obtained from the fits in the figure are summarized in Table II.

having changed variables to $x = \cos k$, expanded to lowest order in $1/L$, and left implicit the dependence on time for brevity. This approach captures all the essential analytical properties, as well as additional corrections in the numerator, while making only subleading errors. Performing the integral over x , one finds

$$S_{\text{eQAB}} \approx \int dt \frac{\dot{g}^2}{[(g^2 - 1)^2 + 4g(1 + g^2)k_0]^{3/2}}. \quad (39)$$

The minimization of the regularized eQAB action in Eq. (39) with respect to g leads to the differential equation

$$\ddot{g} = \frac{5\dot{g}^2 g(g^2 - 1)}{(g^2 - 1)^2 + 8k_0}. \quad (40)$$

Details of the calculations are provided in App. B. Confronted with the non-regularized Eq. (37), one can see that the k_0 term in the denominator keeps the differential equation regular and accounts for the gap dependence near the critical point.

The solution $g_{\text{eQAB}}(t)$ of Eq. (40) is plotted in Fig. 7. Interestingly, the typical shape of standard and extended QAB schedules are of the opposite nature. The former is extremely flat around $g = 1$, with a slope scaling as $\sim (TL)^{-1}$, and presents a sharp jump around $t = \pm T/2$. The latter is more similar to the linear schedule, without dramatic changes in the local velocity $\dot{g}(t)$.

In Fig. 4, the curve $n(T)$ obtained numerically is displayed. Remarkably, the timescale of the onset of adiabaticity does not improve with respect to the standard QAB, apart from an $\mathcal{O}(1)$ prefactor: $T_{\text{ons}} \sim L^{3/2}$, as displayed in Fig. 5. It is interesting to notice that since the obtained g schedules are independent of the system size, the universal KZ power-law regime is present without an L -dependent rapid quench plateau [81]. The corresponding decay of the defects follows the approximate power law $n \sim T^{-0.66}$, as found from the fit in Fig. 4.

The reason why the eQAB approach does not provide a significant improvement over the QAB can be understood as follows. Equation (34) is an unweighted average over all momentum modes of an action of the QAB form. There are two consequences to this fact. First, the zero-momentum mode still dominates, as exemplified by the Euler-Lagrange equation becoming singular in the thermodynamic limit. Second, the main contribution to the excitations arises from the vanishingly small regions around the avoided crossings. However, the action in Eq. (34) does not weight properly these short time intervals where the gaps are closing, masking their true impact. These two facts lead to a considerably weaker effective condition to suppress excitations.

B. Non-Adiabatic Quantum Optimization (NAQO) of Landau-Zener transitions

Above, it was argued that tailoring control schedules by “extending” the adiabatic condition, Eq. (14), leads to suboptimal results, as higher-excited modes are simply not considered. Remarkably, no relevant improvement in the timescale of the onset of adiabaticity was found even by the simultaneous optimization of all the momentum modes with the eQAB, see Sec. IV A. These results indicate that even in simple cases, many-body effects lead to non-trivial behavior, deteriorating the efficiency of the conventional optimal control strategies.

In this section, we show that it is possible to design better schedules by abandoning the adiabatic condition in favor of the LZ formula. As anticipated at the end of the last section, the schedule $g(t)$ needs to go slow only when there is a high probability of exciting a momentum mode, i.e., near an avoided crossing. This is exactly where the LZ formula applies, both in the KZ scaling regime and beyond the onset of adiabaticity [12, 13, 78, 82, 83]. Designing efficient control schedules requires the simultaneous suppression of LZ transitions in both low and high-momentum states. To capture this in an analytical way, the following action is introduced:

$$S_{\text{NAQO}} = \sum_k \exp \left[-\frac{2\pi k^2}{\dot{g}_c(k)} \right], \quad (41)$$

where $g_c(k) := g(t_c(k))$ is the position of the avoided crossing as a function of k ; see Eq. (10). We denote Eq. (41) as the NAQO action. Notice that S_{NAQO} is defined only for values of $g < 1$, i.e., where there actually are avoided crossings. How to extend the action for $g > 1$ is explained below.

In order to get to a self-consistent expression, one can approximate

$$S_{\text{NAQO}} \approx \frac{L}{2\pi} \int_0^{\pi/2} dk \exp \left[-\frac{2\pi(1 - g_c^2(k))}{\dot{g}_c(k)} \right]. \quad (42)$$

The integral runs only up to $\pi/2$ since higher momenta do not display avoided crossings. Restricting to monotonic

schedules with $\dot{g} \leq 0$, one can change the integration variable from k to the time t , arriving at

$$S_{\text{NAQO}} \sim \int dt \frac{\dot{g} e^{-2\pi(1-g^2)/\dot{g}}}{\sqrt{1-g^2}}, \quad (43)$$

where the dependence of g on time is omitted for brevity. The Euler-Lagrange equation reads

$$4\pi(1-g^2)g\dot{g}^2 + 2\pi(1-g^2)^2\ddot{g} - g\dot{g}^3 = 0. \quad (44)$$

As in the eQAB, this equation is singular near $g = 1$. However, instead of regularizing it by shifting the singularity in the action, it is convenient to adjust the initial condition to the position of the LZ transition in the zero mode. In particular, the schedule is considered to start from $g_c(0) = \cos(k_0) \approx 1 - k_0^2/2$. Note that the solution close to this point is given by

$$g(t) \approx W(-\pi^2 e^{8\pi t}/2L^2) + 1 \quad \text{for } t \ll T, \quad (45)$$

where $W(t)$ denotes the Lambert function, defined as the principal solution of

$$We^W = t. \quad (46)$$

This leading order analysis also reveals that the initial derivative starts as $\dot{g}(0) \sim L^{-2}$. The second boundary condition, namely $g(T/2) = 0$, fixes the shape of $g(t)$ for $t \in [0, T/2]$; the function $g(t)$ for $t \in [-T/2, 0]$ is obtained by symmetrization [84]. Details of the calculation are presented in App. C.

As demonstrated in Figs. 4 and 5, the schedules $g(t)$ obtained via the NAQO action represent a significant improvement over the LAD, QAB and eQAB ones. The adiabatic timescale is reduced to that required for transitionless passage through the zero mode in schedules based on the adiabatic condition. There curves $n(T)$ display an L -independent fast-quench plateau, after which $n \sim T^{-1}$. The timescale of onset of adiabaticity is found to be $T_{\text{ons}} \sim L$.

C. Optimal non-linear passage

For the sake of completeness, we compare our results to the performance of optimized power-law schedules that were obtained in Refs. [55, 56]:

$$g(t) = 1 - \left| \frac{2t}{T} \right|^r \text{sign}(t). \quad (47)$$

Within this approach, the KZ exponent α_{KZ} is maximized as a function of r in order to determine the optimal schedule once the universality class of the transition is known. The solution is

$$r = \ln \left[\frac{1}{TC} \ln(TC) \right], \quad C \approx 14.6. \quad (48)$$

schedule	plateau	decay	T_{ons}
linear	$\sim L^0$	$\sim T^{-1/2}$	$\sim L^2$
LAD	$\sim L^2$	$\sim (T/L^2)^{-2}$	$\sim L^{5/2}$
QAB	$\sim L$	$\sim (T/L)^{-2}$	$\sim L^{3/2}$
eQAB	$\sim L^0$	$\sim T^{-0.66}$	$\sim L^{1.5}$
NAQO	$\sim L^0$	$\sim T^{-1}$	$\sim L$
ONLP	$\sim L^0$	$\sim T^{-0.84}$	$\sim L^{1.2}$
average CRAB	$\sim L^0$	$\sim T^{-0.7}$	$\sim L^{1.43}$
best CRAB	$\sim L^0$	$\sim T^{-0.8}$	$\sim L^{1.24}$

TABLE II. The density of excitations $n(T)$ displays a plateau and then a drop, as shown in Fig. 4. Here, the scaling of these two regimes is summarized, together with the resulting timescale of onset of adiabaticity T_{ons} . The LAD is described in Sec. III A, QAB in Sec. III B, the eQAB in Sec. IV A, the NAQO in Sec. IV B, the ONLP in Sec. IV C, the CRAB algorithm in Sec. IV D.

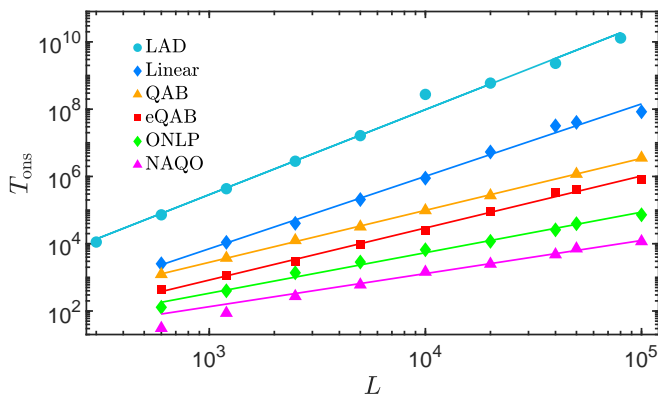


FIG. 5. Timescale required to reach the onset of adiabaticity, defined by $n(T_{\text{ons}}) = \mathcal{O}(1)$. The values of T_{ons} are extracted from Fig. 4. The fits $T_{\text{ons}} = T_{\text{ons}}(L)$ provide power laws compatible with the ones from the fits $n = n(T)$, as can be seen from Table II.

As demonstrated in Figs. 4 and 5, this schedule provides a faster KZ decay and shorter T_{ons} if compared to LAD and the QAB, but a slower KZ decay and longer T_{ons} compared to the NAQO. The improvement of the adiabatic time-scale compared to $T_{\text{ons}} \sim L^{1.5}$ is the consequence of the fact the ONLP procedure does account for higher momentum states. This is encoded in the z exponent via the relation of $\epsilon_k \sim k^z$. However, owing to the leading order structure, it still fails to accurately capture all the higher momentum modes, which explains its reduced performance with respect to the NAQO.

In Ref. [58], additional numerical optimization for the exponent r was employed; however, no improvement was observed for the accessible system sizes.

D. Fully numerical optimization

Above, several semi-analytical optimization strategies for crossing a second-order QPT were considered. Here, the results obtained are benchmarked against a purely numerical approach, i.e., the CRAB algorithm for quantum optimal control [67, 68, 74].

The idea of the CRAB algorithm is very simple. The control field $g(t)$ is expanded in a basis of functions $\{\varphi_m(t)\}$ on the interval $[-T/2, T/2]$ as

$$g(t) = \sum_{m=0}^{\infty} g_m \varphi_m(t). \quad (49)$$

Then, only a handful of φ_m are retained in the expansion (e.g., fast oscillating functions are discarded), and the coefficients g_m are optimized iteratively with a gradient-free optimization algorithm, using as a cost function the fidelity to the target state.

Here, a few modifications are made for convenience. First, the series expansion is fixed to

$$g(t) = g_0 \left(\frac{1}{2} - \frac{t}{T} \right) \left[1 + \sum_{m=1}^{m_{\text{max}}} g_m T_{2m} \left(\frac{2t}{T} \right) - \sum_{m=1}^{m_{\text{max}}} g_m \right], \quad (50)$$

where T_m are the Chebyshev polynomials of the first kind. The form chosen above ensures that the expansion is made around the linear schedule (when all $g_m = 0$) and that $g(-T/2) = g_0$ and $g(T/2) = 0$. Second, instead of the fidelity, the final excitation density n is used as a cost function. The chosen optimization method was an adaptive Nelder-Mead's simplex method [85, 86].

The results of the CRAB optimization are displayed in Fig. 6. In order to present a fair comparison between the CRAB and the ONLP and NAQO schemes, it was chosen not to give the numerical optimization overwhelming resources. Thus, it was fixed $m_{\text{max}} = 5$, and the search for the optimum was run 1000 times for each instance of system size L and final time T , starting from a random sequence of g_m uniformly distributed over $[-0.1, 0.1]^{m_{\text{max}}}$. We checked that running the optimum search 250 and 500 times did not change appreciably the results. One can see that, under these conditions, the solutions found by CRAB perform slightly worse than the NAQO both on average and for the best minimum found overall. Furthermore, the accessible system sizes are much smaller, given that the optimization procedure is numerically demanding: we experienced that obtaining a NAQO schedule takes order of few seconds on a 2.4 GHz Intel Core i5 MacBookPro, and this time is independent of the system size L , while a single CRAB optimum search requires simulating the time evolution for a system of size L for each cost function call, with a total time reaching ~ 12 hours on the same machine at $L = 1000$.

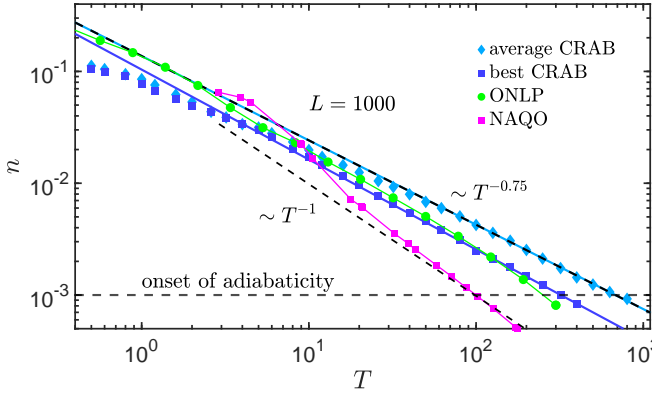


FIG. 6. Comparison of the analytical NAQO and ONLP with the average and best CRAB numerical optimization. The system size is fixed with $L = 1000$ since the CRAB algorithm becomes numerically demanding for larger systems. While, on average, the CRAB search does not find good schedules, the best instance over 1000 trials falls near the ONLP results. The NAQO results shows an anomalously fast decay here due to finite-size effects, while they approach $n \sim T^{-1}$ at larger sizes, see Fig. 4.

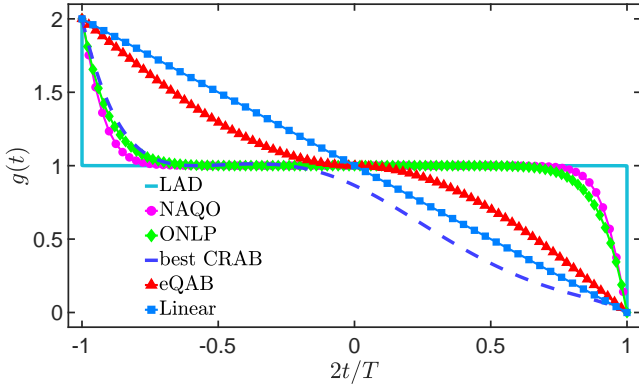


FIG. 7. Optimal control schedules for $L = 40000$ and $T = 5000$. The LAD scheme provides schedules that become singular already at large but finite L , being composed of a flat, very slow crossing of the critical point and two sudden jumps at the endpoints. Such jumps excite a dominant fraction of momentum modes, yielding poor results. The extended quantum adiabatic brachistochrone (eQAB) is closer to the other extreme represented by the linear schedule, and thus, it does not properly suppress the excitations either. The ONLP and the NAQO are halfway in between and comparable to each other to the naked eye. The CRAB schedule follows a similar structure as the ONLP and the NAQO but exhibits further non-monotonic regions.

V. EXTENSION TO LONG-RANGE KITAEV MODELS

In this section, the analytical NAQO framework is extended to the long-range Kitaev model (LRKM).

A. Model and diagonalization

The LRKM describes a p -wave superconductor of spinless free fermions. In the case of power-law-decaying hopping and p -wave-type pairing interactions, the Hamiltonian reads (with the energy scale J fixed again to 1) [82, 87, 88]

$$H(t) = -g(t) \sum_{i=1}^L c_i^\dagger c_i - \sum_{i=1}^L \sum_{r=1}^{L/2} \left[j_{r,\alpha} c_i^\dagger c_{i+r} + d_{r,\beta} c_i^\dagger c_{i+r}^\dagger + \text{h.c.} \right], \quad (51)$$

where c_i^\dagger and c_i are fermionic creation and annihilation operators. Above, the interaction ranges over half of the chain in order to avoid double counting. The strength of the couplings is given by

$$j_{r,\alpha} = \frac{1}{N_\alpha} r^{-\alpha}, \quad d_{r,\beta} = \frac{1}{N_\beta} r^{-\beta}, \quad (52)$$

where $\alpha, \beta > 1$ to ensure that the energy spectrum is bounded. Consequently, the normalizations are finite [89]:

$$N_\gamma = 2 \sum_{r=1}^{L/2} r^{-\gamma} \stackrel{L \rightarrow \infty}{\approx} 2\zeta(\gamma), \quad \text{for } \gamma = \alpha, \beta. \quad (53)$$

Above, $\zeta(s) = \sum_{n=1}^{\infty} n^{-s}$ is the Riemann zeta function. With these exponents, the LRK model exhibits a second-order phase transition at $g_c = 2$ [90]. The corresponding order parameter is provided by the bulk topological invariant w , counting the number of the doubly degenerate Majorana zero modes (MZM). Inside the trivial phase, $g > g_c$, the ferromagnetic ground state is non-degenerate with $w = 0$ MZMs. For $g < g_c$, two degenerate MZMs are exponentially localized at the ends of the chain in the case of open boundary conditions, $w = 1$ [91, 92]. The phase boundary is invariant under variation of the long-range exponents $\alpha, \beta > 1$ [93, 94]. The energy spectrum at finite L is gapped at $g = g_c$, but as $L \rightarrow \infty$ the gap closes as a power law (see Eq. (60) below), giving rise to the breakdown of adiabaticity and excitation formation upon crossing the critical point [77, 82, 87, 88].

Before proceeding to the dynamical properties, the diagonalization procedure of the LRK models is briefly summarized. Employing the Fourier representation of the fermionic creation and annihilation operators, $\hat{c}_k = e^{i\pi/4} \sum_{r=-\infty}^{\infty} \hat{c}_r e^{ikr} / \sqrt{L}$, the Hamiltonian decomposes into the direct sum of independent TLSs for each momentum $k = \frac{\pi}{L}, \frac{2\pi}{L}, \dots, \pi$:

$$H = 2 \sum_{k>0} \hat{\psi}_k^\dagger \left[(g(t)/2 - j_\alpha(k)) \tau^z + d_\beta(k) \tau^x \right] \hat{\psi}_k \quad (54)$$

$$\equiv 2 \sum_{k>0} \hat{\psi}_k^\dagger H_k(t) \hat{\psi}_k, \quad (55)$$

where the momentum-space spinor representation was employed: $\hat{\psi}_k := (\hat{c}_k, \hat{c}_{-k}^\dagger)^T$. Except for the different expression of H_k , this is the same structure encountered in the TFIM; see Eq. (7). Here, the momentum-dependent diagonal and off-diagonal terms are given by the Fourier transforms of the pairing and hopping [82, 88]:

$$j_\alpha(k) = N_\alpha^{-1} \sum_{r=1}^{L/2} r^{-\alpha} \cos(kr) \approx \text{Re} [\text{Li}_\alpha(e^{ik})], \quad (56)$$

$$d_\beta(k) = N_\beta^{-1} \sum_{r=1}^{L/2} r^{-\beta} \sin(kr) \approx \text{Im} [\text{Li}_\beta(e^{ik})]. \quad (57)$$

The corresponding single-particle energy spectrum is given by

$$\epsilon_{\pm,k}(t) = \pm 2 \sqrt{[g(t)/2 - j_\alpha(k)]^2 + d_\beta^2(k)}. \quad (58)$$

As for the TFIM, these TLSs exhibit avoided level crossings at the local minima of the energies in Eq. (58). In particular, it was shown in Ref. [82] that the position of the gaps, their size dependence, and the associated critical exponents can be divided into four different sectors according to the α, β exponents.

The position $g_c(k)$ of the avoided crossing in the k -th mode is a complicated expression of the momentum and the α exponent. However, the main analytical characteristics can be extracted from their leading order behavior:

$$g_c(k) \approx \begin{cases} 2 + 2 \sin(\alpha\pi/2) \frac{\Gamma(1-\alpha)}{\zeta(\alpha)} k^{\alpha-1} & \alpha < 3 \\ 2 - \frac{\zeta(2-\alpha)}{\zeta(\alpha)} k^2 & \alpha > 3. \end{cases} \quad (59)$$

The complete expressions are summarized in App. D. Similarly, the energy gap minima $d_\beta(k)$ at the avoided crossings are investigated by the leading order behavior in the momentum, depending only on the β exponent:

$$d_\beta(k) \approx \begin{cases} \cos(\beta\pi/2) \frac{\Gamma(1-\beta)}{\zeta(\beta)} k^{\beta-1} & \beta < 2 \\ \frac{\zeta(\beta-1)}{\zeta(\beta)} k & \beta > 2. \end{cases} \quad (60)$$

Marginal cases with additional logarithmic momentum dependences at $\alpha = 3$ and $\beta = 2$ [82] are not addressed in this work.

The ground state gap in the thermodynamic limit always scales with the control parameter as $\sim |g - g_c|^{-1}$ fixing $z\nu = 1$, whereas both z and ν strongly depend on α and β . These relations are obtained from the ground state energy gap at the critical point via the leading-order scaling $\sim k^z$. As the gap is two times the single-particle energies, Eq. (58), only the leading order behavior of the latter is investigated at $g = g_c = 2$:

$$\epsilon_k(g_c) \sim \begin{cases} k^{\min\{\alpha, \beta\}-1} & \alpha < 3, \beta < 2 \\ k^{\beta-1} & \alpha > 3, \beta < 2 \\ k^{\alpha-1} & \alpha < 3, \beta > 2 \\ k & \alpha > 3, \beta > 2, \end{cases} \quad (61)$$

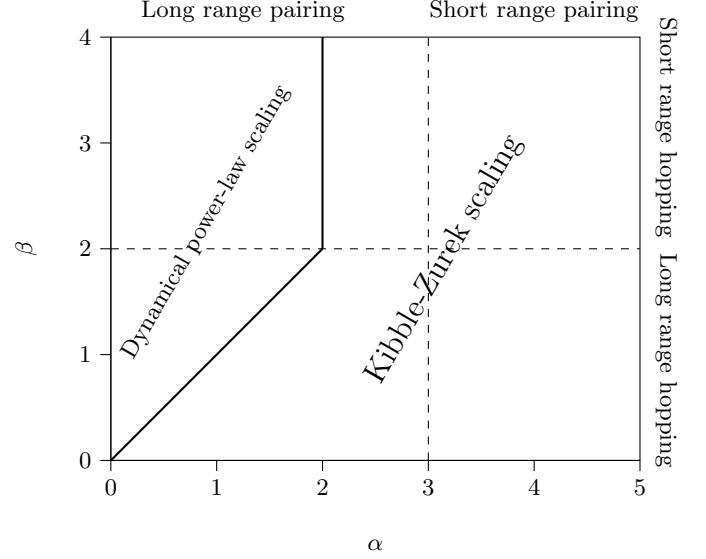


FIG. 8. Schematic diagram of the KZ and dynamical power-law-scaling regimes in the LRKM as a function of β and α . Excitation formation is governed by the KZ scaling for $\alpha > 2$ and $\beta < \alpha < 2$. The dynamical power-law-scaling phase emerges for $\alpha < 2$

which fixes the critical exponents to

$$z = \begin{cases} \min\{\alpha, \beta\} - 1 & \alpha < 3, \beta < 2 \\ \beta - 1 & \alpha > 3, \beta < 2 \\ \alpha - 1 & \alpha < 3, \beta > 2 \\ 1 & \alpha > 3, \beta > 2, \end{cases} \quad (62)$$

and $\nu = 1/z$. The fourth sector ($\alpha > 3, \beta > 2$) resembles in many aspects the TFIM with identical equilibrium properties in the limit $\alpha, \beta \rightarrow \infty$.

As a result of these properties, LRK models can be divided into four different sectors based on the values of α and β ; see also Fig. 8. However, from the point of view of dynamics, the sectors to consider are slightly different and boil down to two power-law-scaling regimes, as discussed thoroughly in Ref. [82]. In the short-range pairing sector, $\alpha > 3$, excitations formation is governed by the universal KZ scaling law. The behavior changes drastically for strong long-range pairings, $\alpha < \min\{\beta, 2\}$, and a universal dynamical power-law-scaling regime arises that is not captured by the KZ mechanism. In the following subsections, the NAQO method will be tested separately in the two dynamical regimes.

B. Optimal control in the universal KZ scaling regime

When crossing the LRKM quantum critical point with a linear ramp given by

$$g(t) = 2 \left(1 - \frac{2t}{T} \right), \quad t \in [-T/2, T/2], \quad (63)$$

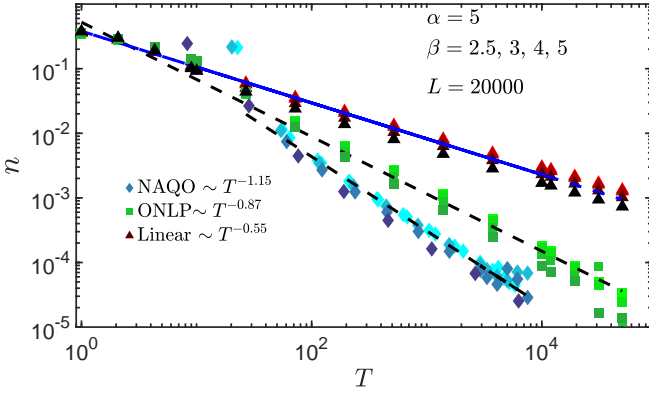


FIG. 9. Universal KZ scaling of the excitation density in the short-range hopping and pairing sector of LRKMs, for $\alpha = 5$ and $L = 20000$. The schedule $g(t)$ obtained with the NAQO procedure provides a faster decay than the ONLP and linear schedules. One can see that the $\beta \rightarrow \infty$ limit is effectively reached around $\beta = 4$.

the number of topological defects above the final ground state decays according to universal power laws of T [77, 82, 88, 95]. The sum of LZ transitions in the momentum modes captures the average defect generation.

In the KZ scaling regime, identified by $1 < \beta < \alpha < 2$ and $\{\beta > 1, \alpha > 2\}$, the LZ excitation picture is in good agreement with the universal KZ power-law scaling described by the equilibrium critical exponents, z and ν . In particular, in the short-range hopping regime, $\beta > 2$ ($\alpha > 2$ is understood to be in the KZ scaling regime), the defect density scales as

$$n \sim T^{-1/2}. \quad (64)$$

In the long-range hopping sector, $\{\beta < \min(2, \alpha), \alpha < 3\}$ and $\{\beta < 2, \alpha > 3\}$ for long- and short-range pairings, respectively, the decay becomes faster:

$$n \sim T^{-1/(2\beta-2)}. \quad (65)$$

In both cases, the exponents are equal to the KZ predictions of $T^{-\nu/(1+z\nu)}$.

Despite bearing of paramount importance in recent developments of quantum devices and quantum technology [91, 96, 97], no methods have so far been proposed to speed up the adiabatic ground state preparation of MZMs in topological superconductors. To this end, we extend the NAQO framework in Sec. IV B to the LRK models.

For comparison, the linear ramp and the ONLP schedules are considered. The latter is expected to improve the suppression of defects similarly to the case of the TFIM [56], as it relies on the equilibrium properties of the system [10]. In addition, the ONLP takes the same form as in the TFIM, independently of the long-range exponents, as it depends only on the gap-closing exponent $z\nu$:

$$g(t) = 2 \left(1 - \left| \frac{t}{T/2} \right|^r \operatorname{sgn}(t) \right), \quad (66)$$

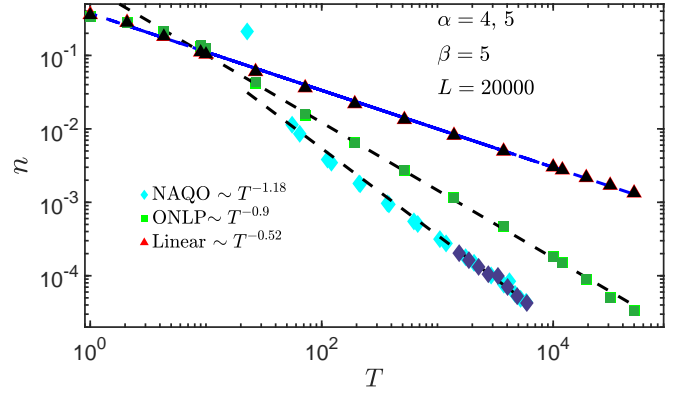


FIG. 10. Universal KZ scaling of the excitation density in the short-range hopping and pairing sector of the LRKMs for $\beta = 5$ and $L = 20000$. This plot shows that the curves $n(T)$ are independent of α in the regime considered. The NAQO approach provides similar improvement over the linear and the ONLP methods.

where the exponent is given by

$$r = \frac{1}{z\nu} \ln \left[\frac{\ln(TC)}{TC} \right], \quad C \approx 14.6. \quad (67)$$

Due to the highly complicated k dependence of the energy gaps in each momentum mode, only the leading order behavior is considered within the NAQO procedure. This still provides a considerable improvement since it takes into account all the “dangerous” avoided level crossings with small gaps. The leading order behavior of the energy gaps and the positions of the first avoided crossing sets the initial condition $g(0) = g_c(k_0)$. In the short-range hopping and pairing regime ($\alpha > 3$, $\beta > 2$), the differential equation for the optimal schedule reads

$$\ddot{g} = \frac{\zeta(\alpha-2)\zeta^2(\beta)}{4\pi\zeta(\alpha)\zeta^2(\beta-1)} \frac{\dot{g}^3}{(2-g)^2} - \frac{\dot{g}^2}{2-g}, \quad (68)$$

$$g(0) = 2 - \frac{\zeta(\alpha-2)}{\zeta(\alpha)} k_0^2, \quad (69)$$

where the initial conditions were set by the position of the lowest momentum state $k_0 = \pi/L$. Details of the calculations are presented in App. D.

Note that Eq. (68) resembles the compact result of the TFIM. In particular, the lowest k modes with vanishing gaps are accounted for via the first term on the r.h.s. with the same power of the first derivative, \dot{g}^3 , and the same relation with the minimum gap for low momentum modes. Also, the second term in the r.h.s., taking into account the possible transitions at higher momenta, remains intact, $\sim \dot{g}^2/(2-g)$. In both terms, the only difference arises in the approximation of $4 - g^2 \approx 4(2-g)$, owing to the small k approximation. However, this does not alter the overall effects of the small gaps.

These features are not altered much in the long-range

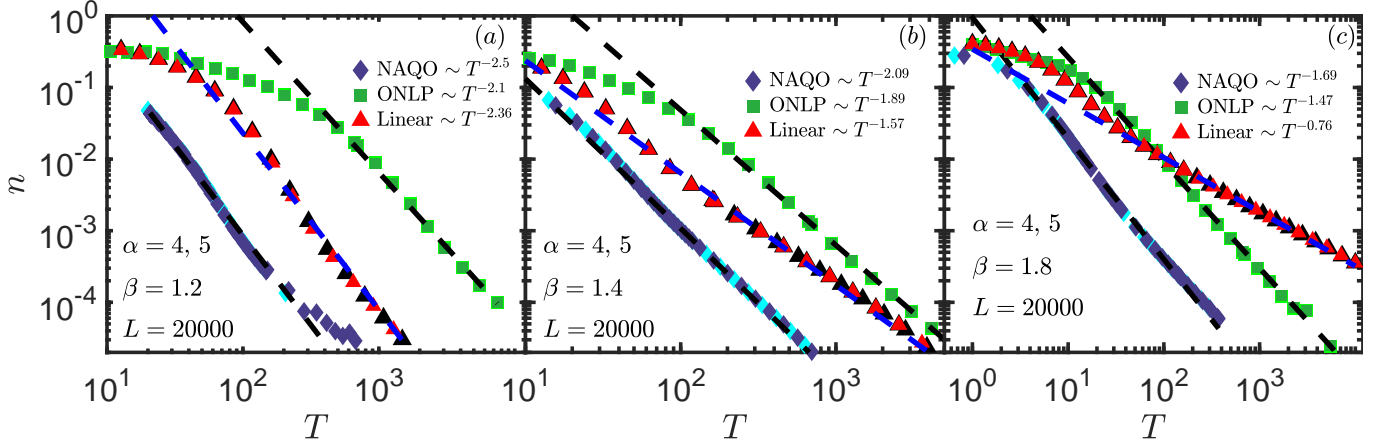


FIG. 11. Scaling of the density of excitations in the KZ scaling regime of the LRKM, with long-range hopping ($\beta < 2$) and short-range pairing interactions ($\alpha > 3$). Three different values of β are used, as specified in the panels. The performance of the linear schedule improves as β decreases when compared to the ONLP. However, the NAQO schedule always exhibits the fastest decay. Results are manifestly independent of α .

hopping sector ($\alpha > 3$, $\beta < 2$), where

$$\ddot{g} = \frac{(2\beta - 3)\zeta(\beta)^2\zeta(\alpha - 2)^{\beta-1}}{4\pi \cos^2(\beta\pi/2)\Gamma(1 - \beta)^2\zeta(\alpha)^{\beta-1}} \frac{\dot{g}^3}{(2 - g)^\beta} - (\beta - 1) \frac{\dot{g}^2}{2 - g}, \quad (70)$$

$$g(0) = 2 - \frac{\zeta(\alpha - 2)}{\zeta(\alpha)} k_0^2. \quad (71)$$

Solely, the gap dependence and the corresponding denominator in the first term of the r.h.s. is altered in agreement with the low momentum gap expansion in Eq. (61). Additionally, both terms on the r.h.s. also acquire β -dependent prefactors $\sim \mathcal{O}(1)$ that do not significantly alter the overall structure of the optimal schedule.

In the long-range pairing sector, $\alpha < 3$, with the hopping interaction bounded as $\beta < \min\{\alpha, 2\}$, the optimal control differential equation reads

$$\ddot{g} = \frac{2\beta - \alpha}{\alpha - 1} \frac{4\zeta(\beta)^2}{\pi \cos^2(\beta\pi/2)\Gamma(1 - \beta)^2} \left(-\frac{\zeta(\alpha)}{2\Gamma(1 - \alpha)\sin(\alpha\pi/2)} \right)^{\frac{2(1-\beta)}{\alpha-1}} \frac{\dot{g}^3}{(2 - g)^{\frac{2\beta+\alpha-3}{\alpha-1}}} - 2 \frac{\beta - 1}{\alpha - 1} \frac{\dot{g}^2}{2 - g}, \quad (72)$$

$$g(0) = 2 + 2 \sin(\alpha\pi/2) \frac{\Gamma(1 - \alpha)}{\zeta(\alpha)} k_0^{\alpha-1}.$$

In this regime, the behavior of the low momentum modes slightly changes, and a more pronounced role goes to their suppression, as entailed by $\dot{g}^3/(2-g)^{(2\beta+\alpha-3)/(\alpha-1)}$. The second term, however, only acquires an α and β dependent prefactor, accounting in the same way for the higher momentum excitations. Here, the α independence is only observed for the linear and ONLP schedules, while increasing α shifts the LZ-optimized schedules by a constant factor, as observed in Fig. 12. This feature is attributed to the additional α -dependent exponent in the corresponding differential equation. Despite these additional features, the resulting NAQO schedule provides the fastest decay of the defects for all $\alpha < 3$.

The numerically obtained results are in good agreement with those presented in Sec. IV B for the TFIM. Within the long-range hopping and pairing sector, the same level of improvement is found. As observed in

Figs. 9 and 10, the three compared procedures are roughly independent of the α exponent, and the NAQO procedure provides a faster decay of the defect density. For values of β in the long-range sector, the same α independence is observed for $\alpha > 3$; see Fig. 11. Remarkably, as β decreases, the difference between the linear, ONLP, and NAQO results disappears. In this limit, the NAQO scheme still provides an improvement in the KZ scaling with a finite constant factor, as observed in Figs. 11a,b and 12a,b. This feature immediately follows from the structure of Eq. (70), as the term on the r.h.s. disappears when $\beta \rightarrow 1$. It is noteworthy that both in Eq. (70) and Eq. (72) the resulting differential equation reads

$$\ddot{g} \sim \frac{\dot{g}^3}{2 - g}. \quad (73)$$

Near the critical point, the solution becomes linear since

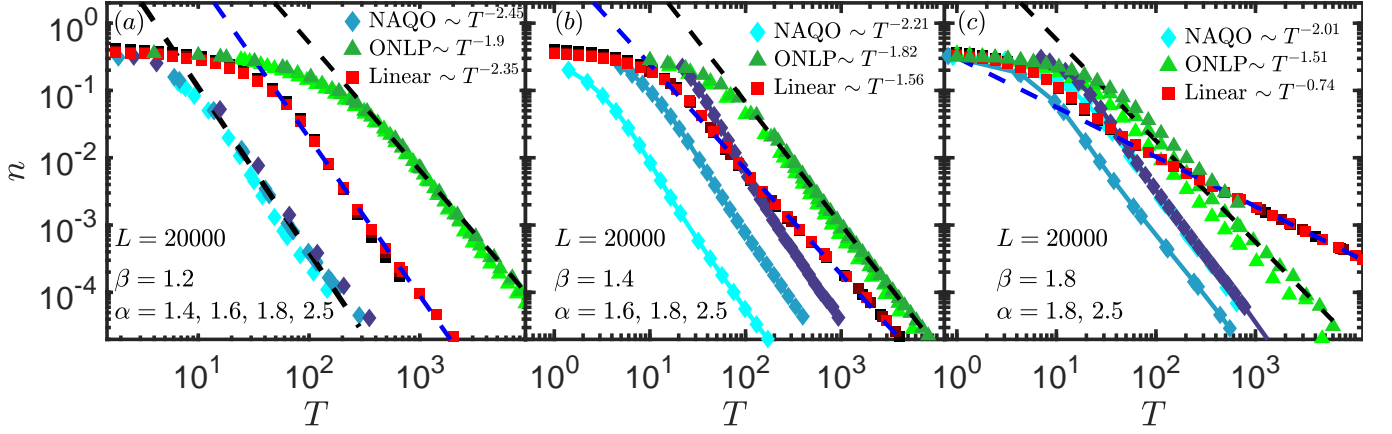


FIG. 12. Scaling of the excitation density in the KZ scaling regime of the LRKM, with short-range hopping and pairing interactions ($\beta \leq \min\{2, \alpha\}$, $\alpha < 3$). While the ONLP and linear schedules exhibit similar features to $\alpha > 3$, Fig. 11, the NAQO schedule depends on the α exponent approximately up to a constant factor. In particular, the defect density decreases with increasing α .

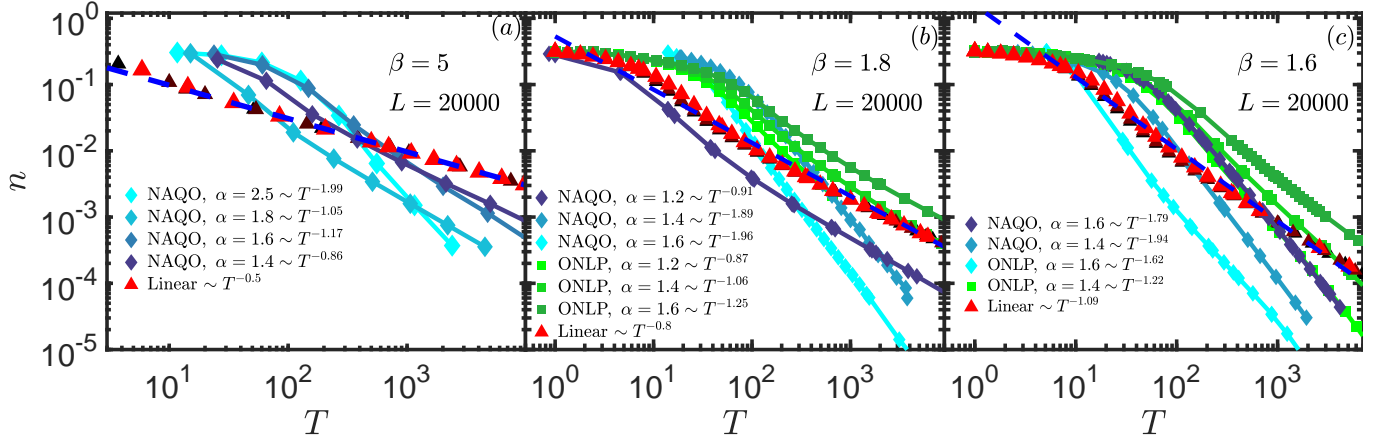


FIG. 13. Scaling of the density of excitations in the dynamical power-law-scaling regime of the LRKM for both the short-range ($\beta = 5$, panel (a)) and long-range ($\beta = 1.8, 1.6$ respectively in panels (b) and (c)) hopping interactions. Linear schedules lead to results independent of α . The NAQO schedule provides an improvement compared to both the linear and the ONLP schedules. Upon decreasing α , the decay of the densities gets slower, and all curves converge towards that of the linear schedule.

the diverging denominator cancels the r.h.s., implying a vanishing second derivative. For larger momenta, the solution that satisfies the boundary conditions is

$$g(t) = 2 + \frac{2 - t/T}{W((t/T - 2)L^2 e^{-L^2/\pi^2}/\pi^2)}, \quad (74)$$

where again W is the Lambert function, cf. Eq. (46). At small t values, the denominator can be neglected, while for intermediate values, the shape stays close to the linear one as well.

Note that this limiting differential equation is of completely opposite nature to that in the eQAB, Eq. (40), which only involves the $\dot{g}^2/(2 - g)$ term.

C. Optimal control in the dynamical power-law-scaling regime

Within the range of exponents $\alpha < \beta$, $\alpha < 3$, the defect density exhibits a new dynamical power-law scaling that does not match the predictions of the KZ mechanism. As pointed out in Ref. [82], the power law is determined solely by the β exponent for linear ramps:

$$n \sim T^{-1/(2\beta-2)}. \quad (75)$$

The equilibrium critical exponents $z = \alpha - 1$ and $\nu = 1/(\alpha - 1)$, on the other hand, would suggest the scaling $n \sim T^{-1/(2\alpha-2)}$. For this reason, the ONLP schedule loses its validity, being it reliant on the equilibrium properties. To demonstrate the supremacy of the NAQO even

in this regime, one can still stick to the comparison with respect to the linear and KZ-based ONLP schedules.

The dynamical universality regime can also be split into the long-range, $\beta < 2$, and short-range, $\beta > 2$, hopping sectors. The optimal control differential equation for the latter case reads (for details, see App. D)

$$\ddot{g} = \frac{4 - \alpha}{\alpha - 1} \frac{4\zeta^2(\beta)g^3}{\pi\zeta^2(\beta - 1)(2 - g)^{\frac{\alpha+1}{\alpha-1}}} \times \left(\frac{-\zeta(\alpha)}{2\Gamma(1 - \alpha)\sin(\alpha\pi/2)} \right)^{\frac{2}{1-\alpha}} - \frac{2}{\alpha - 1} \frac{\dot{g}^2}{2 - g}, \quad (76)$$

with initial condition

$$4g(0) = \sin(\alpha\pi/2) \frac{\Gamma(1 - \alpha)}{\zeta(\alpha)} k^{\alpha-1}, \quad (77)$$

where notably the low-momentum term on the r.h.s., $\dot{g}^3/(1 - g)^{\frac{\alpha+1}{\alpha-1}}$, only depends now on α . In this regime, both ONLP and NAQO provide a faster decay of $n(T)$ as α increases, while the linear schedule results remains unchanged according to Eq. (75), as predicted in Ref. [82].

The ONLP schedules are independent of α by construction. However, the corresponding excitation densities exhibit a slight dependence on it; this is attributed to the different spectral structures that are traversed by the same schedule.

The NAQO schedules depend strongly on α , perfectly accounting for the dynamical properties governed by the long-range pairing interactions. In particular, the NAQO density of defects falls off faster for increasing α , and it converges towards the linear schedule as $\alpha \rightarrow 1$, as shown in Fig. 13a. Furthermore, in agreement with the previous results for all α values in this regime, the NAQO procedure provides considerable improvement compared to both the linear and ONLP results. The power-law scaling curves were plotted for $\beta = 5$, similar to the long-range hopping sector inside the KZ scaling regime. The defect density becomes independent of the hopping interaction around $\beta \approx 4$.

In the more interesting long-range hopping sector, $\alpha < \beta < 2$, the defect density depends on both exponents in the ONLP and NAQO procedures, while it remains invariant with respect to α in the case of the linear ramp. Similar to the short-range hopping regime, $\beta > 2$, the performance of the ONLP is not analytically controlled as it cannot capture the dominating dynamical effects of the hopping interactions. However, the NAQO approach correctly accounts for both the pairing and hopping effects in this regime as well. As demonstrated in Figs. 13b and 13c, the fastest density decay is given by the NAQO protocols, while the ONLP exhibits slightly better performance than the linear ramp. However, both curves converge towards the linear one as α approaches one.

In Fig. 14, the obtained NAQO and ONLP schedules are displayed for different values of T_{ons} . In the TFIM-like regime, all curves are independent of both long-range exponents. The same applies to the ONLP schedule in

both the long-range hopping and pairing regime, $\beta < \alpha < 3$, and short-range hopping and long-range pairing regime, $\beta = 5$ and $\alpha < 3$, within the dynamical power-law-scaling regime, in agreement with Eq. (67). The only weak dependence stems from the slightly different T_{ons} values. The NAQO schedules perfectly account for the additional characteristics of the pairing interactions, as completely distinct curves are observed as α changes.

VI. DEMONSTRATION ON A NON-INTEGRABLE DISORDERED MANY-BODY SYSTEM

In this last section, the efficiency of the NAQO framework is probed on generic non-integrable spin systems that do not admit a free-fermionic representation. We consider the Hamiltonian [98]

$$\hat{H}(t) = - \sum_{j=1}^L [(J + \delta J_j) \hat{\sigma}_j^z \hat{\sigma}_{j+1}^z - J' \hat{\sigma}_j^z \hat{\sigma}_{j+2}^z + g(t) \hat{\sigma}_j^x], \quad (78)$$

where the disordered couplings δJ_j are extracted from the uniform distribution over $[-\delta J, \delta J]$. The next-nearest-neighbor J' coupling has been introduced to break integrability and to generate some frustration, in analogy to the NP-hard spin-glass problems usually considered in quantum annealing [99]. The disorder δJ , no matter how small, is a relevant perturbation to the clean model according to the Harris criterion [100, 101], and changes the universality class to that of the infinite-disorder fixed point introduced in Refs. [102, 103]. As a consequence, the annealing dynamics of disordered Ising models undergo a significant slow-down or, equivalently, the number of defects decreases only as a logarithm of the final time T , rather than a power law, for large enough system sizes [104–106]. For the numerical simulations, $\delta J = 0.1$, $J' = 0.4 J$ were chosen, while the energy unit is set to $J = 1$ like in the previous sections.

The model in Eq. (78) does not admit a separation into independent momentum modes, but instead, the Hilbert space is composed of only two 2^{L-1} -dimensional sectors, according to the parity $\prod_i \hat{\sigma}_i^x$. We concentrate on the even parity sector, which is the one dynamically accessible from the paramagnetic ground state. While excitations continue to be generated mainly via LZ transitions at multiple avoided crossings, these transitions are no longer independent of one another. However, for the numerically achievable system sizes $L \lesssim 20$, the ground-state energy gap approximately decreases as $\sim L^{-0.65}$ (see inset of Fig. 15), and this is the most relevant LZ transition to tame. Meanwhile, avoided crossings of higher excited states appear with gradually increasing gaps and at smaller values of $g(t)$ motivating the framework of the NAQO. For this reason, a feasible ansatz for the optimal control schedule is provided by the LRKM differential equation in the long-range hopping and short-

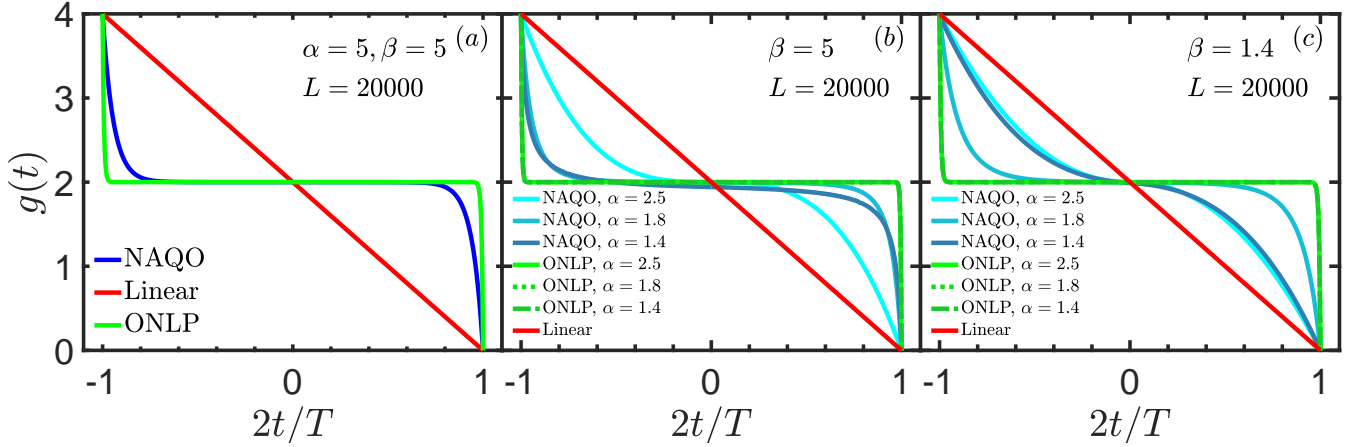


FIG. 14. Optimal NAQO schedules for (a) the KZ scaling regime ($\beta = 5, \alpha = 5$), (b) the short-range hopping regime ($\beta = 5, \alpha = 1.4, 1.8, 2.5$), and (c) the long-range case ($\beta = 1.4, \alpha = 1.6, \alpha = 1.8, \alpha = 2.5$). The evolution times T is taken near T_{ons} . The schedules are compared with the ONLP and linear ones. While these latter do not depend on α up to good precision, the NAQO curves accurately take into account the different pairing effects.

range pairing sector, $\beta < 2, \alpha > 3$ (see Sec. V)

$$\ddot{g} = \frac{(2\beta - 3)\zeta(\beta)^2\zeta(\alpha - 2)^{\beta-1}}{4\pi \cos^2(\beta\pi/2)\Gamma(1 - \beta)^2\zeta(\alpha)^{\beta-1}} \frac{\dot{g}^3}{(2 - g)^\beta} - (\beta - 1) \frac{\dot{g}^2}{2 - g}. \quad (79)$$

In the first term on the r.h.s., the L dependence of the gap at the first avoided level crossing is captured by β . The second term accounts for the suppression of LZ transitions to higher excited states. For the numerically reachable system sizes, $L \lesssim 20$, the effective system size dependence of the ground state gap sets the exponent based on the dispersion relation of the LRMs, $\beta = 1.65$, while the second term on the r.h.s. provides a good approximation for the higher excited states as it depends on β only through a multiplicative factor. Additionally, the limit $\alpha \rightarrow \infty$ was taken, as it provides a more compact ansatz. The initial condition of the corresponding optimal differential equation is identified with the position of the gap to the ground state, also found numerically. Thus, the corresponding optimal control equation reads

$$\ddot{g} = \frac{(2\beta - 3)\zeta(\beta)^2}{4\pi \cos^2(\beta\pi/2)\Gamma(1 - \beta)^2} \frac{\dot{g}^3}{(2 - g)^\beta} - (\beta - 1) \frac{\dot{g}^2}{2 - g}, \quad (80)$$

with the numerically extracted $\beta \approx 1.65$. Note that the equation above sets the critical point close to 2, but this issue is readily solved by rescaling the schedule with the position of the gap.

We remark that the numerical extraction of the β effective power and the position of the minimal gap involves a much smaller numerical effort than performing the time evolution. In our case, the scaling of the ground state gap and its position was extracted by sparse matrix diagonalization methods. The time evolution was performed by

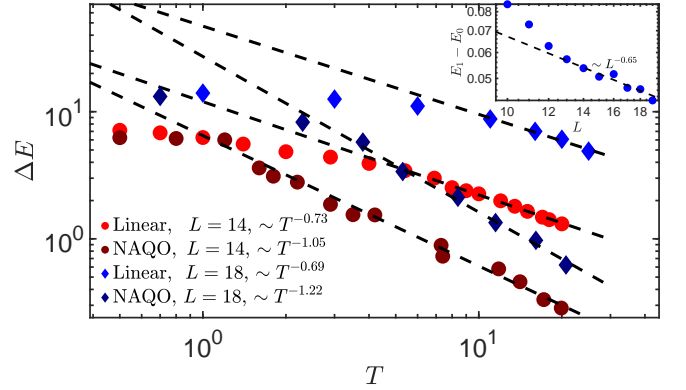


FIG. 15. Excess energy density as a function of T for system sizes $L = 14$ and $L = 18$ for the linear schedule and the NAQO with the numerically extracted critical point and power-law scaling of the gap. The NAQO results show a clear advantage with a similar improvement in the power-law as in the LRKM case. The inset shows the decreasing power law of the gap as a function of L .

a Chebyshev polynomial representation operator developed recently in Ref. [107].

The results are shown in Fig. 15 for $L = 14$. The present method provides a tangible speed-up compared to earlier path optimization methods [108–110], which used purely numerical optimization and typically require also the use of intermediate control Hamiltonians. In these studies, both the computational resources and the achievable efficiency are much larger than the semi-analytical NAQO method.

VII. CONCLUSIONS AND PERSPECTIVES

Minimizing topological defect formation when crossing a QPT is of paramount importance in quantum technological applications, especially in the high-fidelity preparation of novel phases of matter. Oftentimes, implementing additional control fields to speed up the passage across the critical point is not possible or convenient experimentally, and a feasible strategy is provided by tailoring the schedule of a single control field at disposal.

In this work, we showed that optimal control strategies relying on the adiabatic condition fail to drive free-fermionic models, such as the transverse-field Ising model (TFIM) and the long-range Kitaev model (LRKM), in a timescale shorter than the adiabatic one. By expressing the models into independent momentum modes, it was shown analytically that the avoided crossings in higher momentum modes generate an extensive number of excitations, even when the adiabatic condition is satisfied locally. The mechanism was tested via the Kibble-Zurek analysis of the density of excitations and via the timescale for the onset of adiabaticity.

It was found that, in the TFIM, the Cerf-Roland local adiabatic driving (LAD) based on the ground state alone performs worse than the simple linear passage. Further, the quantum adiabatic brachistochrone (QAB) provides only a slight improvement. To account for the higher-momentum transitions, we also introduced an extended QAB (eQAB), which, however, was only able to improve the onset of adiabaticity timescale by a constant factor.

Our central result is the introduction of an analytical Non-Adiabatic Quantum Optimization (NAQO) framework based on the optimization of LZ transition probabilities in each momentum mode. The only numerics required to apply this approach consists of solving an ordinary differential equation, thus it can be implemented without the requirement of heavy optimization algorithms. We showed that the NAQO scheme provides a sizeable speed-up if compared to the optimization strategies based on the adiabatic condition, the KZ mechanism (like the ONLP), and numerical optimization, which is also restricted to small system sizes.

The general framework was also applied to the LRKM with power-law-decaying hopping and pairing interactions. Our study provides efficient speed-up schedules for the crossing of its QPT, while the other methods fail in some regimes of the long-range interaction strengths. Specifically, the LRKM hosts four different regimes, according to the exponents α and β , regulating the spatial decay of hopping and pairing. In the TFIM-like regime with weak pairing and hopping, the results for the LRKM are comparable to those for the TFIM, as expected. Then, as long as the Kibble-Zurek mechanism holds, the NAQO is found to perform considerably better than the ONLP and the linear schedules. However, the defect densities obtained with the three schedules become comparable upon increasing the hopping range. In the more interesting dynamical universality regime, where

pairing interactions dominate, the ONLP loses its validity as it relies on the equilibrium properties of the system, which no longer describe the density of excitations. However, even in this regime the NAQO successfully captures the dynamical properties, providing again the best decay of defects as a function of the evolution time.

Our work provides a comparative study of analytical optimization methods for analytically treatable models, thus setting the base for further investigations in more complicated cases. Contrary to the optimization of a single qubit (or few qubits), in the case of the TFIM and LRKM, the optimization scheme needs to take into account the presence of several excitation channels, whose avoided crossings take place at different values of the control parameter, and are of different shape. For this reason, the use of the LZ formula in each momentum mode, instead of the adiabatic condition, leads to the best faster-than-adiabatic control schedules.

A challenging and promising prospect is to apply NAQO and the LZ formula to non-integrable models and in more general quantum annealing contexts. While we have demonstrated for the specific example of Sec. VI that NAQO does provide some speed-up at small system sizes, it is an open question whether NAQO is able to speed up the annealing also when, at larger sizes, the scaling of the gap becomes exponential in the system size [12]. The same exponential scaling is at the base of the difficulty of applying quantum annealing to NP-hard problems [105, 106]. In this context, optimal control is still largely uncharted, and the few existing studies point to the presence of interesting phases and controllability transitions [111–113]. Another interesting direction would be to use the analytically-optimized NAQO schedules as a starting point for further numerical optimization in the spirit of Refs. [58, 114].

ACKNOWLEDGMENTS

We thank Pranav Chandarana and Xi Chen for the insightful discussions. The numerical simulations presented in this work were carried out using the HPC facilities of the University of Luxembourg. This project was supported by the Luxembourg National Research Fund (FNR Grant Nos. 17132054 and 16434093). It has also received funding from the QuantERA II Joint Programme and co-funding from the European Union’s Horizon 2020 research and innovation programme.

Appendix A: Differential equation for the quantum adiabatic brachistochrone

This appendix shows how to integrate the differential equation (24), that is reproduced here for convenience:

$$\ddot{g} = \frac{2\dot{g}^2(g - \cos k_0)}{1 + g^2 - 2g \cos k_0}. \quad (\text{A1})$$

Being the equation autonomous, one can define $p(g) \equiv \dot{g}$, so that $\ddot{g} = p'(g)p(g)$ and

$$\frac{p'}{p} = \frac{2(g - \cos k_0)}{1 + g^2 - 2g \cos k_0}. \quad (\text{A2})$$

This equation can be integrated directly, leading to

$$p(g) = p_0(1 + g^2 - 2g \cos k_0). \quad (\text{A3})$$

Now, recalling that $p(g) = \dot{g}$, one can integrate again, finding

$$\begin{aligned} p_0(t - t_0) &= \int \frac{dg}{1 + g^2 - 2g \cos k_0} \\ &= \frac{1}{2i \sin k_0} \int dg \left[\frac{1}{g - e^{ik_0}} - \frac{1}{g - e^{-ik_0}} \right] \\ &= \frac{1}{2i \sin k_0} \log \frac{g - e^{ik_0}}{g - e^{-ik_0}}. \end{aligned} \quad (\text{A4})$$

Solving the equation above for g , one finds

$$g(t) = \frac{e^{ik_0} - e^{-ik_0 - 2ip_0(t-t_0) \sin k_0}}{1 - e^{-2ip_0(t-t_0) \sin k_0}} \quad (\text{A5})$$

$$= 2 \frac{\sin[k_0 + \varepsilon(t - t_0)] \sin[\varepsilon(t - t_0)]}{1 - \cos[2\varepsilon(t - t_0)]}, \quad (\text{A6})$$

where $\varepsilon = -p_0 \sin k_0$. Finally, due to the freedom in setting the zero of the time axis, it is convenient to shift $t_0 \rightarrow t_0 - \pi/2\varepsilon$ in order to have a schedule (almost) symmetric around $t = 0$:

$$g_{\text{QAB}}(t) = \cos k_0 - \sin k_0 \tan[\varepsilon(t - t_0)], \quad (\text{A7})$$

which is Eq. (25) in the main text.

Appendix B: Differential equation for the extended quantum adiabatic brachistochrone

The Euler-Lagrange equation for the extended quantum brachistochrone (eQAB) action is found from

$$\frac{\delta S_{\text{eQAB}}}{\delta g} = -\frac{10g^2 [g(g^2 - 1) + (1 + 2g)k_0]}{[(g^2 - 1)^2 + 4g(1 + g^2)k_0]^{5/2}} \quad (\text{B1})$$

and

$$\frac{d}{dt} \frac{\delta S_{\text{eQAB}}}{\delta \dot{g}} = \frac{2\ddot{g}}{((g^2 - 1)^2 + 4g(1 + g^2)k_0)^{3/2}} - \frac{20\dot{g}^2 [g(g^2 - 1) + (1 + 2g)k_0]}{[(g^2 - 1)^2 + 4g(1 + g^2)k_0]^{5/2}}. \quad (\text{B2})$$

Putting the two together, one finds

$$\ddot{g} = \frac{5\dot{g}^2 [g(g^2 - 1) + (1 + 2g)k_0]}{(g^2 - 1)^2 + 4g(1 + g^2)k_0} \quad (\text{B3})$$

$$\approx \frac{5\dot{g}^2 [g(g^2 - 1)]}{(g^2 - 1)^2 + 8k_0}, \quad (\text{B4})$$

where in the last step, k_0 was dropped from the numerator and $4g(1 + g^2) \approx 8$ was used in the denominator.

Appendix C: Differential equation for the NAQO approach

The Euler-Lagrange equation is found by computing

$$\frac{\delta S_{\text{NAQO}}}{\delta g} = \left[-\frac{g\dot{g}}{(1 - g^2)^{3/2}} + 4\pi \frac{g}{\sqrt{1 - g^2}} \right] e^{-2\pi \frac{1-g^2}{g}} \quad (\text{C1})$$

and

$$\frac{d}{dt} \frac{\delta S_{\text{NAQO}}}{\delta \dot{g}} = \frac{d}{dt} \left[\left(\frac{1}{\sqrt{1 - g^2}} + 2\pi \frac{\sqrt{1 - g^2}}{g} \right) e^{-2\pi \frac{1-g^2}{g}} \right]. \quad (\text{C2})$$

After equating the two, a lengthy but straightforward computation leads to Eq. (44).

Appendix D: NAQO action in the long-range Kitaev model

In this appendix, we detail the derivation of the NAQO differential equation for the LRKM. As shown in Ref. [82] and summarized in Sec. V, the LRK Hamiltonian with power-law long-range hopping and pairing interactions has single-particle energy levels given by Eq. (58). These levels form avoided level crossing at the local minima of the difference of TLS energies. The avoided crossing positions can be obtained exactly in terms of $j_\alpha(k)$ and $d_\beta(k)$ as

$$\partial_g \sqrt{(g(t)/2 - j_\alpha(k))^2 + d_\beta^2(k)} = 0 \quad (\text{D1})$$

$$\implies (g(t)/2 - j_\alpha(k)) \partial_g (g(t)/2 - j_\alpha(k)) = 0 \quad (\text{D2})$$

$$\implies g_c(k) = 2 \sum_r j_{r,\alpha} \cos(kr). \quad (\text{D3})$$

This rather complicated relation simplifies in the small- k limit, which still captures all the essential features of low-energy excitations governing the non-adiabatic regime for $\alpha > 1$:

$$g_c(k) \approx \begin{cases} 2 + 2 \sin(\alpha\pi/2) \frac{\Gamma(1-\alpha)}{\zeta(\alpha)} k^{\alpha-1} & \alpha < 3 \\ g_c(k) \approx 2 - \frac{\zeta(\alpha-2)}{\zeta(\alpha)} k^2 & \alpha > 3. \end{cases} \quad (\text{D4})$$

The LZ excitation probabilities are governed only by the β exponent:

$$p_k \approx e^{-2\pi d_\beta^2(k)/\dot{g}_c(k)}, \quad (\text{D5})$$

where $\dot{g}_c(k)$ denotes the time-derivative of the schedule at the local gap minimum. Thus, the excitation density is expressed as the sum of the LZ probabilities, extended now to arbitrary schedules satisfying that $g(-T/2) = 4$, $g(0) = 2$, $g(T/2) = 0$:

$$n \approx \frac{1}{2\pi} \int dk e^{-2\pi d_\beta^2(k)/\dot{g}_c(k)}. \quad (\text{D6})$$

As in the TFIM, Sec IV B, it is convenient to switch to the time variable and transform the integral. First, express the time instance where the k -th avoided crossing appears. Then, performing the change of variable in the integration measure

$$t = g^{-1} \left[2 \sum_r j_{r,\alpha} \cos(kr) \right], \quad (\text{D7})$$

leads to

$$\frac{dt}{dk} = - (g^{-1})' [g(t_c)] 2 \sum_r j_{r,\alpha} r \sin(kr) \quad (\text{D8})$$

$$= \frac{2 \sum_r j_{r,\alpha} r \sin(kr)}{g'(g^{-1} [g(t_c)])} \quad (\text{D9})$$

$$= \frac{2 \sum_r j_{r,\alpha} r \sin(kr)}{g'(t_c)} \quad (\text{D10})$$

and

$$dk = dt \left(\frac{dt}{dk} \right)^{-1} = dt \frac{\dot{g}(t)}{2 \sum_r \tilde{j}_{r,\alpha-1} \sin(kr)}, \quad (\text{D11})$$

where $(\dots)'$ is the abbreviation of d/dk and t_c denotes the time instance when the k -th avoided crossing appears. Notice that the new long-range hopping interaction term has different normalization,

$$\tilde{j}_{r,\alpha-1} = \frac{N_{\alpha-1}}{N_\alpha} j_{r,\alpha-1}. \quad (\text{D12})$$

In the last step, the crossing time t_c was used as the new time variable, and the derivative with respect to the control parameter was changed to a time derivative.

The above steps lead to the final expression for the NAQO action

$$S_{\text{NAQO}} = \int dt \frac{\dot{g}}{2 \sum_r \tilde{j}_{r,\alpha-1} \sin(kr)} \exp \left[-2\pi \frac{d_\beta^2(k)}{\dot{g}} \right]. \quad (\text{D13})$$

Even though this is a highly complicated expression, it can still be handled analytically in the small k limit in order to show how the effects of the long-range hoppings manifest. For this purpose, one can exploit the leading order expansion of the $d_\beta(k)$ terms and the modified expansions of $j_{\alpha-1}(k)$:

$$d_\beta(k) \approx \begin{cases} \cos(\beta\pi/2) \frac{\Gamma(1-\beta)}{2\zeta(\beta)} k^{\beta-1} & \beta < 2 \\ \frac{\zeta(\beta-1)}{2\zeta(\beta)} k & \beta > 2. \end{cases} \quad (\text{D14})$$

The Lagrangian of the action S_{NAQO} follows:

$$\mathcal{L}_{\text{NAQO}} = \frac{\dot{g}}{k^{\theta(\alpha-1)}} \exp \left[-C_\beta \frac{k^{2\theta(\beta)}}{\dot{g}} \right], \quad (\text{D15})$$

where $\theta(\gamma) = (\gamma - 1)\Theta(\gamma < 2) + \Theta(\gamma \geq 2)$ and the k -dependent part was written out. The structure is the same as for the TFIM for $\alpha > 3$, $\beta > 2$, while it gets slightly modified for $\beta < 2$ and $\alpha > 3$, as then the exponent of k becomes less than one. In the opposite regime ($\alpha < 3$, $\beta > 2$), the exponent remains k^2 , but the denominator has a power smaller than one in k . In the fourth case ($\alpha, \beta < 2$), both the exponent and the denominator have a power smaller than one. The remaining k dependence is expressed in terms of $g(t)$ via a first-order k expansions:

$$\begin{aligned} \mathcal{L}_{\text{NAQO}} &\approx \frac{\dot{g}}{k} \exp \left[-2\pi \frac{\zeta^2(\beta-1) k^2}{\zeta^2(\beta) \dot{g}} \right] \quad (\text{D16}) \\ &\approx \frac{\dot{g}}{\sqrt{2-g}} \exp \left[-\frac{2\pi \zeta^2(\beta-1) \frac{\zeta(\alpha)}{\zeta(\alpha-2)} (2-g)}{\zeta^2(\beta) \dot{g}} \right], \quad (\text{D17}) \end{aligned}$$

with boundary condition

$$g(0) = 2 - \frac{\zeta(\alpha-2)}{\zeta(\alpha)} k^2 \quad (\text{D18})$$

for $\beta > 2$ and $\alpha > 3$;

$$\mathcal{L}_{\text{NAQO}} \approx \frac{\dot{g}}{k} \exp \left[-2\pi \frac{\cos^2(\beta\pi/2) \Gamma(1-\beta)^2 k^{2(\beta-1)}}{\zeta(\beta)^2 \dot{g}} \right] \quad (\text{D19})$$

$$\approx \frac{\dot{g}}{\sqrt{2-g}} \exp \left[\frac{2\pi \cos^2(\beta\pi/2) \Gamma(1-\beta)^2 \frac{\zeta(\alpha)^{\beta-1}}{\zeta(\alpha-2)^{\beta-1}} (2-g)^{\beta-1}}{\zeta(\beta)^2 \dot{g}} \right], \quad (\text{D20})$$

with boundary condition

$$g(0) = 2 - \frac{\zeta(\alpha-2)}{\zeta(\alpha)} k^2 \quad (\text{D21})$$

for $\alpha > 3$ and $\beta < 2$;

$$\mathcal{L}_{\text{NAQO}} \approx \frac{\dot{g}}{k^{\alpha-2}} \exp \left[-2\pi \frac{\zeta^2(\beta-1) k^2}{\zeta^2(\beta) \dot{g}} \right] \quad (\text{D22})$$

$$\approx \frac{\dot{g}}{(2-g)^{\frac{\alpha-2}{\alpha-1}}} \exp \left[-\frac{2\pi \zeta^2(\beta-1) \left(-\frac{\zeta(\alpha)}{2\Gamma(1-\alpha) \sin(\alpha\pi/2)} (g-2) \right)^{\frac{2}{\alpha-1}}}{\zeta^2(\beta) \dot{g}} \right] \quad (\text{D23})$$

$$(\text{D24})$$

with boundary condition

$$g(t) = 2 - 2 \sin(\alpha\pi/2) \frac{-\Gamma(1-\alpha)}{\zeta(\alpha)} k^{\alpha-1} \quad (\text{D25})$$

for $\beta > 2$ and $\alpha < 3$;

$$\mathcal{L}_{\text{NAQO}} \approx \frac{\dot{g}}{k^{\alpha-2}} \exp \left[-2\pi \frac{\cos^2(\beta\pi/2) \Gamma(1-\beta)^2 k^{2(\beta-1)}}{\zeta(\beta)^2 \dot{g}} \right] \quad (\text{D26})$$

$$\approx \frac{\dot{g}}{(2-g)^{\frac{\alpha-2}{\alpha-1}}} \exp \left[-2\pi \frac{\cos^2(\beta\pi/2) \Gamma(1-\beta)^2 \left(-\frac{\zeta(\alpha)}{2\Gamma(1-\alpha) \sin(\alpha\pi/2)} (g-2) \right)^{\frac{2(\beta-1)}{\alpha-1}}}{\zeta(\beta)^2 \dot{g}} \right] \quad (\text{D27})$$

with boundary condition

$$g(0) = 2 - 2 \sin(\alpha\pi/2) \frac{-\Gamma(1-\alpha)}{\zeta(\alpha)} k^{\alpha-1} \quad (\text{D28})$$

for $\beta < 2$ and $\alpha < 3$. Note that the modified prefactor in $\tilde{j}_{r,\alpha-1}$ does not affect these Lagrangians as they only appear as multiplicative factors.

The action S_{NAQO} is minimized by taking the variation with respect to $g(t)$. Since the NAQO Lagrangian has the general form

$$\mathcal{L}_{\text{NAQO}} = \frac{\dot{g}}{(2-g)^a} \exp \left[-b \frac{(2-g)^c}{\dot{g}} \right], \quad (\text{D29})$$

it is convenient to compute

$$\partial_g \mathcal{L} = [a\dot{g}(2-g)^{-a-1} + bc(2-g)^{c-a-1}] \exp \left[-b \frac{(2-g)^c}{\dot{g}} \right], \quad (\text{D30})$$

$$\partial_{\dot{g}} \mathcal{L} = \left[(2-g)^{-a} + b \frac{(2-g)^{c-a}}{\dot{g}} \right] \exp \left[-b \frac{(2-g)^c}{\dot{g}} \right], \quad (\text{D31})$$

and

$$\begin{aligned} \frac{d}{dt} \partial_{\dot{g}} \mathcal{L} = & \left[a\dot{g}(2-g)^{-a-1} - b \frac{(2-g)^{c-a}}{\dot{g}^2} \ddot{g} - b(c-a)(2-g)^{c-a-1} \right. \\ & \left. + b^2 \frac{(2-g)^{2c-a}}{\dot{g}^3} \ddot{g} + cb^2 \frac{(2-g)^{2c-a-1}}{\dot{g}} + b \frac{(2-g)^{c-a}}{\dot{g}^2} \ddot{g} + bc(2-g)^{c-a-1} \right] \exp \left[-b \frac{(2-g)^c}{\dot{g}} \right]. \end{aligned} \quad (\text{D32})$$

The Euler-Lagrange equation follows,

$$-b(c-a)(2-g)^{c-a-1} + b^2 \frac{(2-g)^{2c-a}}{\dot{g}^3} \ddot{g} + cb^2 \frac{(2-g)^{2c-a-1}}{\dot{g}} = 0, \quad (\text{D33})$$

and simplifying,

$$\ddot{g} = \frac{c-a}{b} \frac{\dot{g}^3}{(2-g)^{c+1}} - c \frac{\dot{g}^2}{2-g}. \quad (\text{D34})$$

We next specify this equation in each of the four cases:

$$\ddot{g} = \frac{1\zeta(\alpha-2)\zeta^2(\beta)}{4\pi\zeta(\alpha)\zeta^2(\beta-1)} \frac{\dot{g}^3}{(2-g)^2} - \frac{\dot{g}^2}{2-g}, \quad (\text{D35})$$

$$g(0) = 2 - \frac{\zeta(\alpha-2)}{\zeta(\alpha)} k_0^2, \quad (\text{D36})$$

for $\beta > 2$ and $\alpha > 3$;

$$\ddot{g} = 2 \frac{(2\beta-3)\zeta(\beta)^2\zeta(\alpha-2)^{\beta-1}}{\pi \cos^2(\beta\pi/2)\Gamma(1-\beta)^2\zeta(\alpha)^{\beta-1}} \frac{\dot{g}^3}{(2-g)^\beta} - (\beta-1) \frac{\dot{g}^2}{2-g}, \quad (\text{D37})$$

$$g(0) = 2 - \frac{\zeta(\alpha-2)}{\zeta(\alpha)} k_0^2, \quad (\text{D38})$$

for $\alpha > 3$ and $\beta < 2$;

$$\ddot{g} = \frac{4-\alpha}{\alpha-1} \frac{\zeta^2(\beta)}{\pi\zeta^2(\beta-1) \left(-\frac{\zeta(\alpha)}{2\Gamma(1-\alpha)\sin(\alpha\pi/2)}\right)^{\frac{2}{\alpha-1}}} \frac{\dot{g}^3}{(2-g)^{\frac{\alpha+1}{\alpha-1}}} - \frac{2}{\alpha-1} \frac{\dot{g}^2}{2-g}, \quad (\text{D39})$$

$$g(0) = 2 + 2\sin(\alpha\pi/2) \frac{\Gamma(1-\alpha)}{\zeta(\alpha)} k_0^{\alpha-1}, \quad (\text{D40})$$

for $\beta > 2$ and $\alpha < 3$;

$$\ddot{g} = \frac{2\beta-\alpha}{\alpha-1} \frac{\zeta(\beta)^2}{\pi \cos^2(\beta\pi/2)\Gamma(1-\beta)^2} \left(-\frac{\zeta(\alpha)}{2\Gamma(1-\alpha)\sin(\alpha\pi/2)}\right)^{\frac{2(1-\beta)}{\alpha-1}} \frac{\dot{g}^3}{(2-g)^{\frac{2\beta+\alpha-3}{\alpha-1}}} - 2 \frac{\beta-1}{\alpha-1} \frac{\dot{g}^2}{2-g}, \quad (\text{D41})$$

$$g(0) = 2 + 2\sin(\alpha\pi/2) \frac{\Gamma(1-\alpha)}{\zeta(\alpha)} k_0^{\alpha-1}, \quad (\text{D42})$$

for $\beta < 2$ and $\alpha < 3$.

Note that the differential equation for the TFIM, Eq. (44), shares the same form,

$$\ddot{g} = \frac{1}{2\pi} \frac{\dot{g}^3 g}{(1-g^2)^2} - \frac{2g\dot{g}^2}{1-g^2}. \quad (\text{D43})$$

To leading order in $1-g$, one can approximate $1+g \approx 2$,

leading to

$$\ddot{g} = \frac{1}{8\pi} \frac{\dot{g}^3}{(1-g)^2} - \frac{\dot{g}^2}{1-g}. \quad (\text{D44})$$

The same result is obtained when the differential equation is considered in the limits of $\alpha, \beta \rightarrow \infty$. Exploiting the simple limits $\zeta(\alpha-2)/\zeta(\alpha) \rightarrow 1$ and $\zeta(\beta)/\zeta(\beta-1) \rightarrow 1$, it follows that

$$\ddot{g} = \frac{1}{4\pi} \frac{\dot{g}^3}{(2-g)^2} - \frac{\dot{g}^2}{2-g}, \quad (\text{D45})$$

where the different constant factors originate from the different position of the critical point, $g_c = 2$.

-
- [1] S. Sachdev, *Quantum Phase Transitions*, 2nd ed. (Cambridge University Press, 2011).
 [2] S. Sachdev, *Quantum Phases of Matter* (Cambridge University Press, 2023).
 [3] J. Dziarmaga, Dynamics of a quantum phase transition and relaxation to a steady state, *Adv. Phys.* **59**, 1063 (2010).
 [4] A. Polkovnikov, K. Sengupta, A. Silva, *et al.*, Collo-

- quium: Nonequilibrium dynamics of closed interacting quantum systems, *Rev. Mod. Phys.* **83**, 863 (2011).
 [5] A. del Campo and W. H. Zurek, Universality of phase transition dynamics: Topological defects from symmetry breaking, *Intl. J. Mod. Phys. A* **29**, 1430018 (2014).
 [6] T. W. B. Kibble, Topology of cosmic domains and strings, *J. Phys. A: Math. Gen.* **9**, 1387 (1976).
 [7] T. W. B. Kibble, Some implications of a cosmological

- phase transition, *Phys. Rep.* **67**, 183 (1980).
- [8] W. H. Zurek, Cosmological experiments in superfluid helium?, *Nature* **317**, 505 (1985).
- [9] W. H. Zurek, Cosmological experiments in condensed matter systems, *Phys. Rep.* **276**, 177 (1996).
- [10] A. Polkovnikov, Universal adiabatic dynamics in the vicinity of a quantum critical point, *Phys. Rev. B* **72**, 161201(R) (2005).
- [11] B. Damski, The Simplest Quantum Model Supporting the Kibble-Zurek Mechanism of Topological Defect Production: Landau-Zener Transitions from a New Perspective, *Phys. Rev. Lett.* **95**, 035701 (2005).
- [12] J. Dziarmaga, Dynamics of a Quantum Phase Transition: Exact Solution of the Quantum Ising Model, *Phys. Rev. Lett.* **95**, 245701 (2005).
- [13] W. H. Zurek, U. Dorner, and P. Zoller, Dynamics of a Quantum Phase Transition, *Phys. Rev. Lett.* **95**, 105701 (2005).
- [14] B. Gardas, J. Dziarmaga, W. H. Zurek, *et al.*, Defects in Quantum Computers, *Sci. Rep.* **8**, 4539 (2018).
- [15] A. Keesling, A. Omran, H. Levine, *et al.*, Quantum Kibble-Zurek mechanism and critical dynamics on a programmable Rydberg simulator, *Nature* **568**, 207 (2019).
- [16] P. Weinberg, M. Tylutki, J. M. Rönkkö, *et al.*, Scaling and Diabatic Effects in Quantum Annealing with a D-Wave Device, *Phys. Rev. Lett.* **124**, 090502 (2020).
- [17] Y. Bando, Y. Susa, H. Oshiyama, *et al.*, Probing the universality of topological defect formation in a quantum annealer: Kibble-Zurek mechanism and beyond, *Phys. Rev. Research* **2**, 033369 (2020).
- [18] A. D. King, S. Suzuki, J. Raymond, *et al.*, Coherent quantum annealing in a programmable 2,000-qubit Ising chain, *Nat. Phys.* **18**, 1324 (2022).
- [19] A. D. King, A. Nocera, M. M. Rams, *et al.*, Computational supremacy in quantum simulation (2024), [arXiv:2403.00910](https://arxiv.org/abs/2403.00910).
- [20] T. I. Andersen, N. Astrakhantsev, A. H. Karamlou, *et al.*, Thermalization and Criticality on an Analog-Digital Quantum Simulator (2024), [arXiv:2405.17385](https://arxiv.org/abs/2405.17385) [quant-ph].
- [21] M. Demirplak and S. A. Rice, Adiabatic Population Transfer with Control Fields, *J. Phys. Chem. A* **107**, 9937 (2003).
- [22] M. Demirplak and S. A. Rice, Assisted Adiabatic Passage Revisited, *J. Phys. Chem. B* **109**, 6838 (2005).
- [23] M. Demirplak and S. A. Rice, On the consistency, extremal, and global properties of counterdiabatic fields, *J. Chem. Phys.* **129**, 154111 (2008).
- [24] M. V. Berry, Transitionless quantum driving, *J. Phys. A* **42**, 365303 (2009).
- [25] A. del Campo, M. M. Rams, and W. H. Zurek, Assisted Finite-Rate Adiabatic Passage Across a Quantum Critical Point: Exact Solution for the Quantum Ising Model, *Phys. Rev. Lett.* **109**, 115703 (2012).
- [26] K. Takahashi, Transitionless quantum driving for spin systems, *Phys. Rev. E* **87**, 062117 (2013).
- [27] H. Saberi, T. Opatrny, K. Mølmer, *et al.*, Adiabatic tracking of quantum many-body dynamics, *Phys. Rev. A* **90**, 060301 (2014).
- [28] B. Damski, Counterdiabatic driving of the quantum Ising model, *J. Stat. Mec. Theory Exp.* **2014**, P12019 (2014).
- [29] D. Sels and A. Polkovnikov, Minimizing irreversible losses in quantum systems by local counterdiabatic driving, *Proc. Natl. Acad. Sci. USA* **114**, E3909 (2017).
- [30] P. W. Claeys, M. Pandey, D. Sels, *et al.*, Floquet-Engineering Counterdiabatic Protocols in Quantum Many-Body Systems, *Phys. Rev. Lett.* **123**, 090602 (2019).
- [31] Q. Zhang, N. N. Hegade, A. G. Cadavid, *et al.*, Analog Counterdiabatic Quantum Computing (2024), [arXiv:2405.14829](https://arxiv.org/abs/2405.14829).
- [32] N. N. Hegade, K. Paul, Y. Ding, *et al.*, Shortcuts to Adiabaticity in Digitized Adiabatic Quantum Computing, *Phys. Rev. Appl.* **15**, 024038 (2021).
- [33] J. Yao, L. Lin, and M. Bukov, Reinforcement Learning for Many-Body Ground-State Preparation Inspired by Counterdiabatic Driving, *Phys. Rev. X* **11**, 031070 (2021).
- [34] P. Chandarana, N. N. Hegade, K. Paul, *et al.*, Digitized-counterdiabatic quantum approximate optimization algorithm, *Phys. Rev. Res.* **4**, 013141 (2022).
- [35] J. Wurtz and P. J. Love, Counterdiabaticity and the quantum approximate optimization algorithm, *Quantum* **6**, 635 (2022).
- [36] C. Mc Keever and M. Lubasch, Towards adiabatic quantum computing using compressed quantum circuits, *PRX Quantum* **5**, 020362 (2024).
- [37] P. Chandarana, N. N. Hegade, I. Montalban, *et al.*, Digitized Counterdiabatic Quantum Algorithm for Protein Folding, *Phys. Rev. Appl.* **20**, 014024 (2023).
- [38] P. Chandarana, K. Paul, M. G. de Andoin, *et al.*, Photonic counterdiabatic quantum optimization algorithm (2023), [arXiv:2307.14853](https://arxiv.org/abs/2307.14853).
- [39] C. Li, J. Shen, R. Shaydulin, *et al.*, Quantum counterdiabatic driving with local control (2024), [arXiv:2403.01854](https://arxiv.org/abs/2403.01854).
- [40] A. G. Cadavid, A. Dalal, A. Simen, *et al.*, Bias-field digitized counterdiabatic quantum optimization (2024), [arXiv:2405.13898](https://arxiv.org/abs/2405.13898).
- [41] T. W. B. Kibble and G. E. Volovik, On phase ordering behind the propagating front of a second-order transition, *J. E. Theo. Phys. Letters* **65**, 102 (1997).
- [42] W. H. Zurek, Causality in Condensates: Gray Solitons as Relics of BEC Formation, *Phys. Rev. Lett.* **102**, 105702 (2009).
- [43] A. del Campo, G. De Chiara, G. Morigi, *et al.*, Structural Defects in Ion Chains by Quenching the External Potential: The Inhomogeneous Kibble-Zurek Mechanism, *Phys. Rev. Lett.* **105**, 075701 (2010).
- [44] A. del Campo, A. Retzker, and M. B. Plenio, The inhomogeneous Kibble-Zurek mechanism: vortex nucleation during Bose-Einstein condensation, *New J. Phys.* **13**, 083022 (2011).
- [45] J. Dziarmaga and M. M. Rams, Dynamics of an inhomogeneous quantum phase transition, *New J. Phys.* **12**, 055007 (2010).
- [46] J. Dziarmaga and M. M. Rams, Adiabatic dynamics of an inhomogeneous quantum phase transition: the case of a $z > 1$ dynamical exponent, *New J. Phys.* **12**, 103002 (2010).
- [47] A. Francuz, J. Dziarmaga, B. Gardas, *et al.*, Space and time renormalization in phase transition dynamics, *Phys. Rev. B* **93**, 075134 (2016).
- [48] F. J. Gómez-Ruiz and A. del Campo, Universal Dynamics of Inhomogeneous Quantum Phase Transitions: Suppressing Defect Formation, *Phys. Rev. Lett.* **122**,

- 080604 (2019).
- [49] I. Sokolov, F. A. B. Jr., M. M. Rams, *et al.*, An inhomogeneous adiabatic preparation of a quantum critical ground state in two dimensions (2024), [arXiv:2406.14989](https://arxiv.org/abs/2406.14989).
- [50] A. del Campo, T. W. B. Kibble, and W. H. Zurek, Causality and non-equilibrium second-order phase transitions in inhomogeneous systems, *J. Phys.: Condens. Matt.* **25**, 404210 (2013).
- [51] S. Ulm, J. Roßnagel, G. Jacob, *et al.*, Observation of the Kibble–Zurek scaling law for defect formation in ion crystals, *Nat. Commun.* **4**, 2290 (2013).
- [52] K. Pyka, J. Keller, H. L. Partner, *et al.*, Topological defect formation and spontaneous symmetry breaking in ion Coulomb crystals, *Nat. Commun.* **4**, 2291 (2013).
- [53] C.-R. Yi, S. Liu, R.-H. Jiao, *et al.*, Exploring Inhomogeneous Kibble-Zurek Mechanism in a Spin-Orbit Coupled Bose-Einstein Condensate, *Phys. Rev. Lett.* **125**, 260603 (2020).
- [54] M. Kim, T. Rabga, Y. Lee, *et al.*, Suppression of spontaneous defect formation in inhomogeneous Bose gases, *Phys. Rev. A* **106**, L061301 (2022).
- [55] D. Sen, K. Sengupta, and S. Mondal, Defect Production in Nonlinear Quench across a Quantum Critical Point, *Phys. Rev. Lett.* **101**, 016806 (2008).
- [56] R. Barankov and A. Polkovnikov, Optimal Nonlinear Passage Through a Quantum Critical Point, *Phys. Rev. Lett.* **101**, 076801 (2008).
- [57] M. J. M. Power and G. De Chiara, Dynamical symmetry breaking with optimal control: Reducing the number of pieces, *Phys. Rev. B* **88**, 214106 (2013).
- [58] N. Wu, A. Nanduri, and H. Rabitz, Optimal suppression of defect generation during a passage across a quantum critical point, *Phys. Rev. B* **91**, 041115 (2015).
- [59] L. M. Garrido and F. J. Sancho, Degree of approximate validity of the adiabatic invariance in quantum mechanics, *Physica* **28**, 553 (1962).
- [60] G. Nenciu, Linear adiabatic theory. Exponential estimates, *Commun. Math. Phys.* **152**, 479 (1993).
- [61] G. A. Hagedorn and A. Joye, Elementary Exponential Error Estimates for the Adiabatic Approximation, *J. Math. Anal. Appl.* **267**, 235 (2002).
- [62] D. A. Lidar, A. T. Rezakhani, and A. Hamma, Adiabatic approximation with exponential accuracy for many-body systems and quantum computation, *J. Math. Phys.* **50**, 102106 (2009).
- [63] N. Wiebe and N. S. Babcock, Improved error-scaling for adiabatic quantum evolutions, *New J. Phys.* **14**, 013024 (2012).
- [64] Y. Ge, A. Molnár, and J. I. Cirac, Rapid Adiabatic Preparation of Injective Projected Entangled Pair States and Gibbs States, *Phys. Rev. Lett.* **116**, 080503 (2016).
- [65] N. Khaneja, T. Reiss, C. Kehlet, *et al.*, Optimal control of coupled spin dynamics: design of NMR pulse sequences by gradient ascent algorithms, *J. Magnetic Resonance* **172**, 296 (2005).
- [66] T. Caneva, M. Murphy, T. Calarco, *et al.*, Optimal Control at the Quantum Speed Limit, *Phys. Rev. Lett.* **103**, 240501 (2009).
- [67] P. Doria, T. Calarco, and S. Montangero, Optimal Control Technique for Many-Body Quantum Dynamics, *Phys. Rev. Lett.* **106**, 190501 (2011).
- [68] T. Caneva, T. Calarco, and S. Montangero, Chopped random-basis quantum optimization, *Phys. Rev. A* **84**, 022326 (2011).
- [69] U. Boscain, M. Sigalotti, and D. Sugny, Introduction to the Pontryagin Maximum Principle for Quantum Optimal Control, *PRX Quantum* **2**, 030203 (2021).
- [70] D. D’Alessandro, *Introduction to Quantum Control and Dynamics* (Chapman and Hall, 2007).
- [71] J. Roland and N. J. Cerf, Quantum search by local adiabatic evolution, *Phys. Rev. A* **65**, 042308 (2002).
- [72] A. T. Rezakhani, W.-J. Kuo, A. Hamma, *et al.*, Quantum Adiabatic Brachistochrone, *Phys. Rev. Lett.* **103**, 080502 (2009).
- [73] A. Kazhybekova, S. Campbell, and A. Kiely, Minimal action control method in quantum critical models, *J. Phys. Commun.* **6**, 113001 (2022).
- [74] M. M. Müller, R. S. Said, F. Jelezko, *et al.*, One decade of quantum optimal control in the chopped random basis, *Rep. Prog. Phys.* **85**, 076001 (2022).
- [75] S. Suzuki, J. Inoue, and B. Chakrabarti, *Quantum Ising Phases and Transitions in Transverse Ising Models*, Lecture Notes in Physics (Springer, 2012).
- [76] A. del Campo, Universal Statistics of Topological Defects Formed in a Quantum Phase Transition, *Phys. Rev. Lett.* **121**, 200601 (2018).
- [77] F. Balducci, M. Beau, J. Yang, *et al.*, Large Deviations beyond the Kibble-Zurek Mechanism, *Phys. Rev. Lett.* **131**, 230401 (2023).
- [78] B. Damski and W. H. Zurek, Adiabatic-impulse approximation for avoided level crossings: From phase-transition dynamics to Landau-Zener evolutions and back again, *Phys. Rev. A* **73**, 063405 (2006).
- [79] H.-B. Zeng, C.-Y. Xia, and A. del Campo, Universal Breakdown of Kibble-Zurek Scaling in Fast Quenches across a Phase Transition, *Phys. Rev. Lett.* **130**, 060402 (2023).
- [80] Some authors use in the argument of the integral a different power, e.g., $S = \int dt \|\partial_t H\|/[E_1(t) - E_0(t)]^2$.
- [81] C.-Y. Xia, H.-B. Zeng, A. Grabarits, *et al.*, Kibble-Zurek Mechanism and Beyond: Lessons from a Holographic Superfluid Disk (2024), [arXiv:2406.09433](https://arxiv.org/abs/2406.09433).
- [82] N. Defenu, G. Morigi, L. Dell’Anna, *et al.*, Universal dynamical scaling of long-range topological superconductors, *Phys. Rev. B* **100**, 184306 (2019).
- [83] N. Defenu, T. Enss, M. Kastner, *et al.*, Dynamical Critical Scaling of Long-Range Interacting Quantum Magnets, *Phys. Rev. Lett.* **121**, 240403 (2018).
- [84] Actually, the numerical solution and the extraction of optimal schedules are obtained via a shooting method, parametrizing the solutions by the initial slope, $\dot{g}(0) = sL^{-2}$ with s a free parameter. As an initial condition, this slope determines numerically the final time T , allowing for the analysis in terms of T and L .
- [85] F. Gao and L. Han, Implementing the Nelder-Mead simplex algorithm with adaptive parameters, *Comput. Optimiz. Appl.* **51**, 259 (2012).
- [86] P. Virtanen, R. Gommers, T. E. Oliphant, *et al.*, SciPy 1.0: Fundamental Algorithms for Scientific Computing in Python, *Nat. Meth.* **17**, 261 (2020).
- [87] D. Vodola, L. Lepori, E. Ercolessi, *et al.*, Kitaev Chains with Long-Range Pairing, *Phys. Rev. Lett.* **113**, 156402 (2014).
- [88] A. Dutta and A. Dutta, Probing the role of long-range interactions in the dynamics of a long-range Kitaev chain, *Phys. Rev. B* **96**, 125113 (2017).

- [89] A. Campa, T. Dauxois, D. Fanelli, *et al.*, *Physics of Long-Range Interacting Systems* (Oxford University Press, 2014).
- [90] A. Y. Kitaev, Unpaired Majorana fermions in quantum wires, *Physics-Uspekhi* **44**, 131 (2001).
- [91] S. M. Albrecht, A. P. Higginbotham, M. Madsen, *et al.*, Exponential protection of zero modes in Majorana islands, *Nature* **531**, 206 (2016).
- [92] V. Mourik, K. Zuo, S. M. Frolov, *et al.*, Signatures of Majorana Fermions in Hybrid Superconductor-Semiconductor Nanowire Devices, *Science* **336**, 1003 (2012).
- [93] O. Viyuela, L. Fu, and M. A. Martin-Delgado, Chiral Topological Superconductors Enhanced by Long-Range Interactions, *Phys. Rev. Lett.* **120**, 017001 (2018).
- [94] A. Alecce and L. Dell’Anna, Extended Kitaev chain with longer-range hopping and pairing, *Phys. Rev. B* **95**, 195160 (2017).
- [95] M. Singh, S. Dhara, and S. Gangadharaiyah, Driven one-dimensional noisy Kitaev chain, *Phys. Rev. B* **107**, 014303 (2023).
- [96] C. Nayak, S. H. Simon, A. Stern, *et al.*, Non-Abelian anyons and topological quantum computation, *Rev. Mod. Phys.* **80**, 1083 (2008).
- [97] L. Mazza, M. Rizzi, M. D. Lukin, *et al.*, Robustness of quantum memories based on Majorana zero modes, *Phys. Rev. B* **88**, 205142 (2013).
- [98] J. A. Kjäll, J. H. Bardarson, and F. Pollmann, Many-Body Localization in a Disordered Quantum Ising Chain, *Phys. Rev. Lett.* **113**, 107204 (2014).
- [99] A. Lucas, Ising formulations of many NP problems, *Frontiers in Physics* **2** (2014).
- [100] A. B. Harris, Effect of random defects on the critical behaviour of Ising models, *J. Phys. C* **7**, 1671 (1974).
- [101] J. Cardy, *Scaling and Renormalization in Statistical Physics*, Cambridge Lecture Notes in Physics (Cambridge University Press, 1996).
- [102] D. S. Fisher, Random transverse field Ising spin chains, *Phys. Rev. Lett.* **69**, 534 (1992).
- [103] D. S. Fisher, Critical behavior of random transverse-field Ising spin chains, *Phys. Rev. B* **51**, 6411 (1995).
- [104] J. Dziarmaga, Dynamics of a quantum phase transition in the random Ising model: Logarithmic dependence of the defect density on the transition rate, *Phys. Rev. B* **74**, 064416 (2006).
- [105] A. P. Young, S. Knysh, and V. N. Smelyanskiy, Size Dependence of the Minimum Excitation Gap in the Quantum Adiabatic Algorithm, *Phys. Rev. Lett.* **101**, 170503 (2008).
- [106] A. P. Young, S. Knysh, and V. N. Smelyanskiy, First-Order Phase Transition in the Quantum Adiabatic Algorithm, *Phys. Rev. Lett.* **104**, 020502 (2010).
- [107] P. Bader, S. Blanes, F. Casas, *et al.*, An efficient algorithm to compute the exponential of skew-Hermitian matrices for the time integration of the Schrödinger equation, *Math. Comput. Simul.* **194**, 383 (2022).
- [108] L. Zeng, J. Zhang, and M. Sarovar, Schedule path optimization for adiabatic quantum computing and optimization, *J. Phys. A* **49**, 165305 (2016).
- [109] J. Côté, F. Sauvage, M. Laroocca, *et al.*, Diabatic quantum annealing for the frustrated ring model, *Quantum Sci. Technol.* **8**, 045033 (2023).
- [110] G. Quiroz, Robust quantum control for adiabatic quantum computation, *Phys. Rev. A* **99**, 062306 (2019).
- [111] A. G. R. Day, M. Bukov, P. Weinberg, *et al.*, Glassy Phase of Optimal Quantum Control, *Phys. Rev. Lett.* **122**, 020601 (2019).
- [112] X. Ge, R.-B. Wu, and H. Rabitz, The optimization landscape of hybrid quantum-classical algorithms: From quantum control to NISQ applications, *Annu. Rev. Control* **54**, 314 (2022).
- [113] M. Dalgaard, F. Motzoi, and J. Sherson, Predicting quantum dynamical cost landscapes with deep learning, *Phys. Rev. A* **105**, 012402 (2022).
- [114] S. Hernández-Gómez, F. Balducci, G. Fasiolo, *et al.*, Optimal control of a quantum sensor: A fast algorithm based on an analytic solution, *SciPost Phys.* **17**, 004 (2024).