

# Net-Proton Number Cumulants in Strongly and Weakly Coupled QGP

Kiminad A. Mamo\*

*Physics Department, William & Mary, Williamsburg, VA 23187, USA*

(Dated: July 10, 2024)

We provide a unified description of the QCD phase diagram across different energy regimes. Without any adjustable free parameters fitted to lattice or experimental data, we demonstrate that the net-proton number cumulant ratios from the Beam Energy Scan-I (BES-I) central (0 – 5%) Au+Au collision experiments at RHIC, for center-of-mass energies  $\sqrt{s} \geq 39$  GeV, are well described by the *dynamical soft-wall* AdS black hole model, indicating the formation of a strongly coupled quark-gluon plasma (sQGP). We identify a critical point at  $\mu_B = 247$  MeV or  $\sqrt{s} = 16$  GeV in this model, where net-proton cumulant ratios show non-monotonic variation. However, for  $\sqrt{s} < 39$  GeV, the recent BES-II data does not exhibit the expected variation due to the critical point, suggesting instead a transition to a nearly-cold ( $\mu_B \gg T$ ) weakly coupled QGP (wQGP) for  $\sqrt{s} < 7.7$  GeV. This prediction can be tested by the upcoming STAR Fixed-Target experimental data.

*Introduction.*—In high-energy nuclear collisions [1–3], quarks can become deconfined, forming a Quark-Gluon Plasma (QGP) [4–8], a state believed to have existed in the early Universe [9]. Evidence for QGP comes from heavy-ion collision experiments at facilities such as the CERN SPS [10], BNL RHIC [1, 3, 11–14], and CERN LHC [15–17]. These experiments revealed that QGP behaves as a strongly interacting fluid, termed sQGP [18, 19].

The QCD phase diagram features sQGP at high temperatures and hadronic matter at lower temperatures [20–22]. Lattice QCD calculations suggest a crossover transition at low baryon chemical potential ( $\mu_B < 300$  MeV) and a pseudo-critical temperature ( $T_{pc} \sim 155$  MeV) [23–27]. Similar to phase diagrams in condensed-matter systems, the QCD phase diagram can be explored by varying the baryon chemical potential ( $\mu_B$ ) through changes in heavy-ion collision energy [28, 29]. This is the goal of the Beam Energy Scan (BES) and STAR Fixed-Target programs at RHIC [30–33].

Since hadron yields and multiplicity distributions related to conserved quantities in high-energy nuclear collisions indicate thermodynamic equilibrium [34–40], a critical point in the QCD phase diagram is expected to cause a divergence in the correlation length. This leads to the divergence of higher-order cumulants, which scale with higher powers of the correlation length [41]. Additionally, near the critical point, non-Gaussian net-baryon number distributions and divergent susceptibilities are anticipated, resulting in moments that exhibit non-monotonic variation as a function of  $\sqrt{s}$  [41–47].

In this Letter, using the holographic approach [48–53], see [54] for a review, we identify a critical point in the sQGP at  $\mu_B = 247$  MeV or  $\sqrt{s} = 16$  GeV on the freeze-out line. We demonstrate that the

net-proton number cumulant ratios exhibit non-monotonic variation at this point. Our comparison with the combined BES-I and BES-II experimental data [32] shows that the sQGP description is accurate for  $\sqrt{s} \geq 39$  GeV, confirming the formation of sQGP in this high-energy regime. However, the sQGP description breaks down for  $\sqrt{s} < 39$  GeV, as the experimental data does not exhibit the expected non-monotonic variation. Based on this observation, we conjecture the formation of a nearly-cold ( $\mu_B \gg T$ ) weakly coupled QGP (wQGP) in the low-energy regime ( $\sqrt{s} < 7.7$  GeV). This conjecture and its predictions can be tested by the upcoming data from the STAR Fixed-Target experiments at RHIC [33].

*Strongly Coupled QGP (sQGP).*—Our theoretical framework for studying strongly coupled QGP (sQGP) utilizes the *dynamical soft-wall* AdS black hole model [53], which provides a holographic dual to sQGP based on the original *soft-wall* model [51]. The Einstein-Maxwell-Dilaton (EMD) action in the Einstein frame is given by [53]:

$$S = \frac{1}{16\pi G_5} \int d^5x \sqrt{-g} \left( R - \frac{4}{3} g^{\mu\nu} \partial_\mu \phi \partial_\nu \phi + V(\phi) \right) - \frac{1}{4g_5^2} \int d^5x \sqrt{-g} F_{\mu\nu} F^{\mu\nu}, \quad (1)$$

where  $G_5 \sim 1/N_c^2$  is the 5-dimensional Newton’s constant,  $g_5^2 \sim 1/N_c$  is the bulk flavor gauge coupling constant,  $g = \det(g_{\mu\nu})$ ,  $R$  is the Ricci scalar,  $\phi$  is the dilaton field,  $V(\phi)$  is the dilaton potential, and  $F_{\mu\nu}$  is the electromagnetic field strength defined by  $F_{\mu\nu} = \partial_\mu A_\nu - \partial_\nu A_\mu$ . For small  $\phi$ , the dilaton potential is  $V(\phi) = 12 - (4/3)m^2\phi^2$ , with  $m^2 = -4$ . The full dilaton potential, at zero temperature and chemical potential, is detailed in section 4 (Model-IA) of [52]. The *dynamical soft-wall* model generalizes the original *soft-wall* model [51] by dynamically including the back-reaction of the wall (formed by

\* kamamo@wm.edu

the gluon condensate) on the geometry without introducing any new parameter other than the mass-scale  $\kappa$ , which is fixed to be  $\kappa = 0.430$  GeV based on the Regge slope of meson spectra in Model-IA of [52]. Notably, this value of  $\kappa$  is very close to the experimentally extracted value of  $\kappa = 0.402$  GeV in [55] within the original *soft-wall* model framework. Here, we also work in the limit  $\kappa \gg \sigma^{1/3}, m_q$ , allowing us to ignore the chiral symmetry breaking effects, since the chiral condensate  $\sigma^{1/3} = 0.180$  GeV, and mass of the quarks  $m_q = 0.006$  GeV in the *dynamical soft-wall* model (see Model-IA of [52]).

Using the AdS/CFT correspondence dictionary [56, 57], which relates  $m^2 = \Delta(\Delta - 4)$ , we find  $\Delta = 2$  for  $m^2 = -4$ , identified as the dimension of the gluonic operator  $\mathcal{O} = \text{tr} F_{YM}^2$  in pure Yang-Mills theory in the IR which is strongly coupled. In the UV,  $\mathcal{N} = 4$  super Yang-Mills theory (dual to Type IIB supergravity) has  $\Delta = 4$  for  $\mathcal{O} = \text{tr} F_{YM}^2$ . We conjecture that, after supersymmetry breaking in  $\mathcal{N} = 4$  super Yang-Mills theory,  $\Delta$  flows to  $\Delta = 2$  in the IR, where the strongly coupled pure Yang-Mills theory is its low-energy effective field theory. The exact mechanism of supersymmetry breaking is unknown, but we postulate that it generates the dilaton potential in this model, whose predictions we study. Note that the *dynamical soft-wall* model is not the only holographic model featuring a potential for the dilaton with  $\Delta < 4$  for  $\mathcal{O} = \text{tr} F_{YM}^2$ ; see, for example, [58–62].

The *dynamical soft-wall* AdS black hole solution to the field equations derived from the action (1), which provides a holographic dual to the strongly coupled QGP (sQGP), is given by [53]:

$$ds^2 = \frac{1}{\zeta(z)^2} \left( \frac{dz^2}{f(z)} - f(z)dt^2 + d\vec{x}^2 \right), \quad (2)$$

$$\phi(z) = \kappa^2 z^2, \quad (3)$$

$$A_t(z) = \mu \left( 1 - \frac{C_2(z)}{C_2(z_h)} \right), \quad (4)$$

where, for  $\kappa^2 z^2 \ll 1$ , we have the analytic results [53]:

$$\zeta(z) = z \left( 1 + \frac{4}{45} (\kappa^2 z^2)^2 + \mathcal{O}(\kappa^2 z^2)^4 \right), \quad (5)$$

$$f(z) = 1 - \frac{C_4(z)}{C_4(z_h)} + \frac{\mu^2}{C_4(z_h)C_2(z_h)^2} [C_4(z_h)C_6(z) - C_4(z)C_6(z_h)], \quad (6)$$

with  $z = z_h$  as the location of the AdS black hole

horizon,

$$\begin{aligned} C_2(z) &= \frac{z^2}{2} \left( 1 + \frac{4}{135} (\kappa^2 z^2)^2 + \mathcal{O}(\kappa^2 z^2)^4 \right), \\ C_4(z) &= \frac{z^4}{4} \left( 1 + \frac{2}{15} (\kappa^2 z^2)^2 + \mathcal{O}(\kappa^2 z^2)^4 \right), \\ C_6(z) &= \frac{z^6}{12} \left( 1 + \frac{8}{45} (\kappa^2 z^2)^2 + \mathcal{O}(\kappa^2 z^2)^4 \right), \end{aligned} \quad (7)$$

and throughout this Letter  $\mu \equiv \mu_B$  is the baryon chemical potential.

The Hawking temperature  $T$  and entropy density  $s$  of the *dynamical soft-wall* AdS black hole are

$$\begin{aligned} \tilde{T}(k_h, \tilde{\mu}) &= \frac{1}{\sqrt{k_h} \pi} \left( 1 + \frac{2k_h^2}{15} - \frac{k_h \tilde{\mu}^2}{6} - \frac{14k_h^3 \tilde{\mu}^2}{405} \right. \\ &\quad \left. - \frac{2k_h^5 \tilde{\mu}^2}{1215} \right), \end{aligned} \quad (8)$$

$$\tilde{s}(k_h) = \frac{1}{k_h^{3/2}} \left( 1 - \frac{4k_h^2}{45} \right), \quad (9)$$

where the dimensionless combinations are defined as  $\tilde{T} \equiv T/\kappa$ ,  $\tilde{s} \equiv 4G_5 \times s/\kappa^3$ ,  $\tilde{\mu} \equiv \mu/\kappa$ , and  $k_h \equiv \kappa^2 z_h^2$ . The Hawking temperature has a local minimum  $\tilde{T}_{\min}(\tilde{\mu}) = \tilde{T}(k_{h \min}(\tilde{\mu}), \tilde{\mu})$ , defined by  $\partial_{k_h} \tilde{T}(k_h, \tilde{\mu}) = 0$  at  $k_h = k_{h \min}(\tilde{\mu})$ . In Fig. 1(a), we have displayed the three roots or branches  $k_h(T, \mu)$  determined by inverting (8).

The free energy density  $f$  or pressure density  $p = -f$ , is given by integrating the first-law of thermodynamics (in the grand canonical ensemble) at fixed  $\mu$ , and volume  $V$  as

$$\begin{aligned} \tilde{f}(T, \mu) &= - \int_{\tilde{T}_{\min}}^{\tilde{T}} \tilde{s}(\tilde{T}, \tilde{\mu}) d\tilde{T}', \\ &= \int_{k_{h \min}(\mu)}^{k_h(T, \mu)} \tilde{s}(k'_h) \left( \frac{\partial \tilde{T}(k'_h, \tilde{\mu})}{\partial k'_h} \right) dk'_h, \end{aligned} \quad (10)$$

where we have defined the dimensionless combination  $\tilde{f} = 4G_5 \times f/\kappa^4$ , and we have fixed the integration constant in such a way that the free energy density vanishes at  $\tilde{T} = \tilde{T}_{\min} = \tilde{T}(k_{h \min}, \tilde{\mu})$ . More

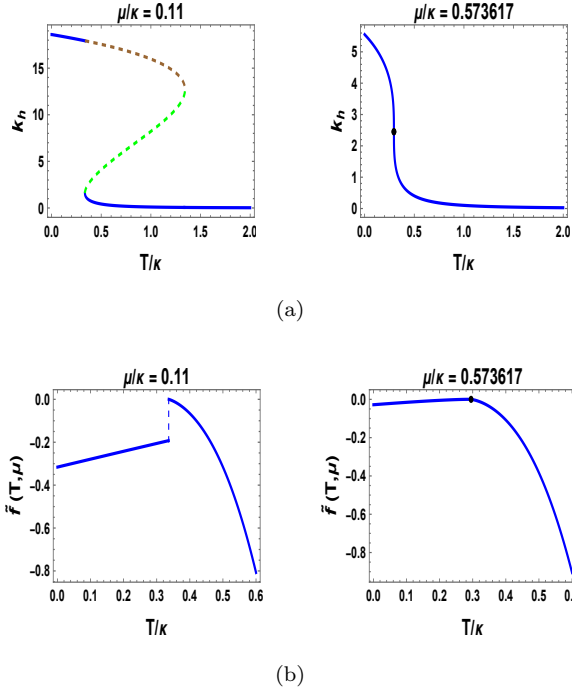


FIG. 1. (a) The location of the *dynamical soft-wall* AdS black hole horizon  $k_h = \kappa^2 z_h^2$  versus the Hawking temperature  $T/\kappa$ , given in (8), at different chemical potentials  $\mu/\kappa$ . (b) The corresponding free energy density  $\tilde{f}$ , given in (11), versus  $T/\kappa$ . In both (a) and (b), the blue curves above  $T_{min}/\kappa$  corresponds to the large AdS black hole branches, while the blue curves below  $T_{min}/\kappa$  are the physical small AdS black hole branches. They are smoothly connected to each other at the critical point  $(T_c/\kappa, \mu_c/\kappa) = (0.295055, 0.573617)$  denoted by the black dot where we have a second-order phase transition between them. The critical point also represents the end-point of the first-order phase transition from the large to small AdS black hole. The brown and green dashed curves, in (a), are the nonphysical small AdS black hole branches.

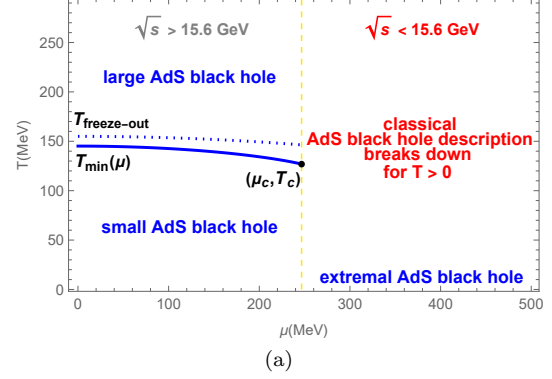


FIG. 2. The phase diagram of the *dynamical soft-wall* AdS black hole with  $\kappa = 0.430$  GeV fixed by the Regge slope of meson spectra [52]. The classical (large- $N_c$ ) AdS black hole description breaks down for  $\mu > \mu_c$ , we need quantum (finite  $1/N_c$ ) correction in this regime. Note that, according to the experimental data shown in Fig. 3, the large AdS black hole does not undergo a first-order phase transition to the small AdS black hole. Instead, the large AdS black hole freezes out or evaporates at  $T_{freeze-out} \approx 155$  MeV  $>$   $T_{min} \approx 145$  MeV by emitting Hawking radiation.

explicitly, the free energy density is given by:

$$\begin{aligned} \tilde{f}(T, \mu) = & -\frac{1}{k_h^4} \left[ \frac{k_h^2}{4\pi} \left( 1 - \frac{k_h^2}{k_{hmin}^2} \right) \right. \\ & - \frac{2k_h^6}{225\pi} \left( 1 - \frac{k_{hmin}^2}{k_h^2} \right) \\ & + \frac{k_h^3 \tilde{\mu}^2}{12\pi} \left( 1 - \frac{k_h}{k_{hmin}} \right) \\ & - \frac{32k_h^5 \tilde{\mu}^2}{405\pi} \left( 1 - \frac{k_{hmin}}{k_h} \right) \\ & + \frac{4k_h^9 \tilde{\mu}^2}{30375\pi} \left( 1 - \frac{k_{hmin}^5}{k_h^5} \right) \\ & + \frac{k_h^7 \tilde{\mu}^2}{10935\pi} \left( 1 - \frac{k_{hmin}^3}{k_h^3} \right) \\ & \left. + \frac{11k_h^4}{45\pi} \log \left( \frac{k_h}{k_{hmin}} \right) \right]. \end{aligned} \quad (11)$$

We have plotted the resulting free energy density  $\tilde{f}(T, \mu)$  in Fig. 1(b). The phase diagram of the *dynamical soft-wall* AdS black hole, with  $\kappa = 0.430$  GeV fixed by the Regge slope of meson spectra [52], is shown in Fig. 2.

*Weakly Coupled QGP (wQGP).*—The weakly coupled quark-gluon plasma (wQGP), in the nearly-cold  $\mu \gg T$  limit, can be characterized by the free energy

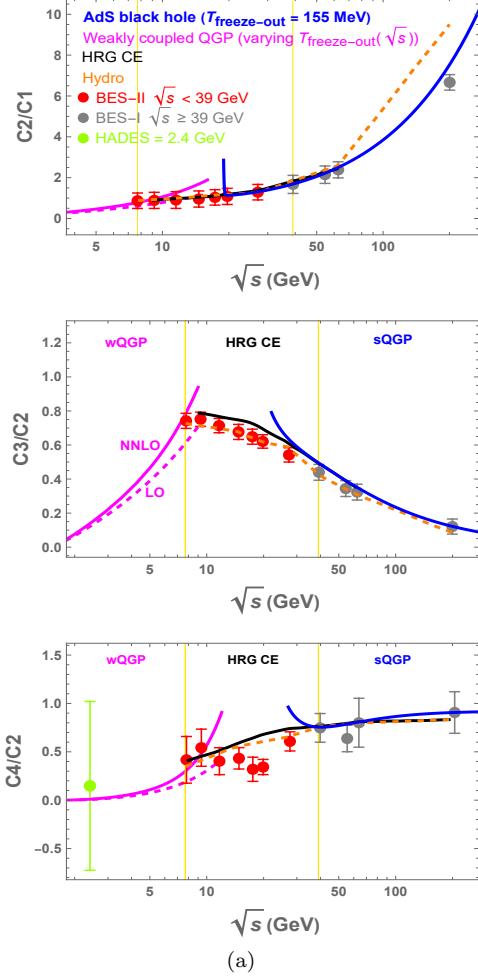


FIG. 3. Net-proton number cumulant ratios as defined in (14), and comparison to experimental data from BES-I (gray data points) [31], and BES-II (red data points) [32] for 0–5% Au+Au collisions at  $7.7 \text{ GeV} \leq \sqrt{s} \leq 200 \text{ GeV}$ , and our predictions for Fixed-Target BES experiments at  $\sqrt{s} < 7.7 \text{ GeV}$ . The green data point is from HADES [63]. The orange dashed, and black curves are the hydrodynamics (Hydro) [64], and hadron resonance gas (HRG) [65] results, respectively, with fixed or conserved baryon charge in the canonical ensemble (CE). The blue, and magenta curves are based on our strongly (11) and weakly (12) coupled results, respectively. See text.

density approximately given by [66]

$$f(T, \mu) \approx -\frac{3}{324\pi^2}\mu^4 \left\{ \frac{N_c}{3} - d_A \frac{\alpha_s(\bar{\Lambda})}{4\pi} + d_A \left[ \frac{4}{3} \left( N_f - \frac{11C_A}{2} \right) \ln \frac{\bar{\Lambda}}{2\mu} - \frac{142}{9}C_A + \frac{17}{2}C_F + \frac{22}{9}N_f \right] \frac{\alpha_s^2(\bar{\Lambda})}{(4\pi)^2} \right\}, \quad (12)$$

with  $N_c = N_f = 3$ ,  $d_A = N_c^2 - 1$ ,  $C_A = N_c$ ,  $C_F = \frac{N_c^2 - 1}{2N_c}$ , and the QCD running coupling constant [66]

$$\alpha_s(\bar{\Lambda}) = \frac{4\pi}{\beta_0 \log(\bar{\Lambda}^2/\Lambda_{\overline{\text{MS}}}^2)} \times \left( 1 - \frac{2\beta_1 \log(\log(\bar{\Lambda}^2/\Lambda_{\overline{\text{MS}}}^2))}{\beta_0^2 \log(\bar{\Lambda}^2/\Lambda_{\overline{\text{MS}}}^2)} \right), \quad (13)$$

with  $\Lambda_{\overline{\text{MS}}} = 0.378 \text{ GeV}$ ,  $\beta_0 = \frac{11}{3}C_A - \frac{2}{3}N_f$ ,  $\beta_1 = \frac{17}{3}C_A^2 - C_F N_f - \frac{5}{3}C_A N_f$ , and the running energy scale  $\bar{\Lambda} \equiv 2\pi\sqrt{T^2 + \frac{\mu^2}{\pi^2}}$ .

*Comparison and Predictions for BES and STAR Fixed-Target Experiments.*—The net-proton ( $N_p - N_{\bar{p}} = \Delta N_p$ ) distribution is obtained by measuring the number of protons ( $N_p$ ) and anti-protons ( $N_{\bar{p}}$ ) in high-energy nuclear collisions at various  $\sqrt{s}$  [36]. The higher order cumulants ( $C_n$ ) of the net-proton distribution that can be measured include:  $C_1 = M$ ,  $C_2 = \sigma^2$ ,  $C_3 = S\sigma^3$ , and  $C_4 = \tilde{\kappa}\sigma^4$ . The higher order moments are skewness ( $S$ ), defined as  $S = \langle(\delta N)^3\rangle/\sigma^3$ , and kurtosis ( $\tilde{\kappa}$ ), defined as  $\tilde{\kappa} = [\langle(\delta N)^4\rangle/\sigma^4] - 3$ , where  $\delta N = N - M$ ,  $M$  is the mean, and  $\sigma$  is the standard deviation.

Ratios of cumulants are related to baryon-number susceptibilities,  $\chi_n = -\frac{d^n f}{d\mu^n}$ , where  $n$  is the order and  $f$  is the system's free energy density at a given  $T$  and  $\mu$ . For example,  $C_3/C_2 = S\sigma = (\chi_3/T)/(\chi_2/T^2)$  and  $C_4/C_2 = \tilde{\kappa}\sigma^2 = (\chi_4)/( \chi_2/T^2)$ . In general, on the freeze-out line, we have

$$\frac{C_n}{C_m} \equiv \frac{T^n}{T^m} \times \frac{\partial_\mu^n [-f(T, \mu)/T^4]}{\partial_\mu^m [-f(T, \mu)/T^4]} \Bigg|_{T=T_{\text{freeze-out}}}. \quad (14)$$

In Fig. 3, the blue curve shows the net-proton number cumulant ratios of the dynamical soft-wall AdS black hole (sQGP)

$$\frac{C_n}{C_m} = \frac{T^n}{T^m} \times \frac{\partial_\mu^n [\tilde{f}(T, \mu)]}{\partial_\mu^m [\tilde{f}(T, \mu)]} \Bigg|_{T=T_{\text{freeze-out}}}, \quad (15)$$

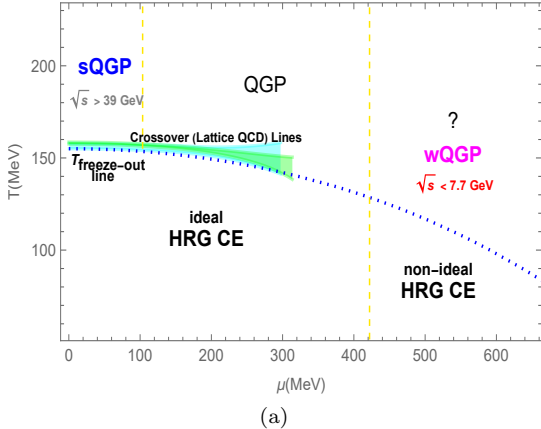


FIG. 4. The QCD equation of state with various descriptions: The freeze-out temperature  $T_{\text{freeze-out}}(\mu)$ , shown by the dotted blue curve, follows (17). The shaded cyan and green curves represent the lattice pseudo-critical temperature of the QCD chiral crossover from [27] and [67], respectively.

where  $\tilde{f}(T, \mu)$  is the free energy density of the AdS black hole (11). The blue curves, in In Fig. 3, assume a fixed freeze-out temperature  $T_{\text{freeze-out}} \gg \mu$  with  $T_{\text{freeze-out}} = 0.155 \text{ GeV}$ , and

$$\frac{\mu(\sqrt{s})}{T_{\text{freeze-out}}} = \frac{21.354 \text{ GeV}}{1 + 0.794 \text{ GeV}^{-1} \sqrt{s}}, \quad (16)$$

determined from the fit to the red data points (from first moments) of Figure 13 in [65]. Note that, on the freeze-out line, the net-proton number cumulant ratios of the *dynamical soft-wall* AdS black hole in (15) diverge near the critical point  $\mu = \mu_c = 247 \text{ MeV}$  or  $\sqrt{s} = 16 \text{ GeV}$ . Specifically, the baryon-number susceptibility diverges as  $\chi_2 \propto (\mu - \mu_c)^{-\delta}$  with critical exponent  $\delta = 1$ . Hence, the higher order baryon-number susceptibilities diverge as  $\chi_n \propto (\mu - \mu_c)^{-(\delta+(n-2))}$ , and the net-proton number cumulant ratios diverge as  $C_n/C_m \propto (\mu - \mu_c)^{m-n}$  for  $m < n$ .

The solid and dashed magenta curves, in Fig. 3, show the net-proton number cumulant ratios defined by (14) for wQGP, in the nearly-cold  $\mu \gg T$  limit. For the dashed magenta curves, we used the leading order (LO)  $\alpha_s(\Lambda) = 0$  limit of the free energy density (12) in (14). For the solid magenta curves, we used the full next-to-next-to-leading-order (NNLO) free energy density (12) in (14). Both dashed and solid magenta curves assume the varying freeze-out temperature and chemical potential (valid for

$\mu \gg T_{\text{freeze-out}}$ ) given by

$$T_{\text{freeze-out}}(\sqrt{s}) = 0.155 \text{ GeV} - 0.139 \text{ GeV}^{-1} \mu^2(\sqrt{s}) - 0.053 \text{ GeV}^{-3} \mu^4(\sqrt{s}), \quad (17)$$

$$\mu(\sqrt{s}) = \frac{1.308 \text{ GeV}}{1 + 0.273 \text{ GeV}^{-1} \sqrt{s}}, \quad (18)$$

taken from [34] by adjusting  $T_{\text{freeze-out}}(\mu = 0) = 0.155 \text{ GeV}$ . The solid magenta curves in Fig. 3 are our predictions for STAR Fixed-Target experiments at RHIC [33].

*Summary and Outlook.*—In this Letter, without any adjustable free parameters fitted to lattice or experimental data, we have demonstrated that the *dynamical soft-wall* AdS black hole model (sQGP) accurately describes the combined BES-I and BES-II experimental data [32] for net-proton number cumulant ratios for  $\sqrt{s} \geq 39 \text{ GeV}$ , as shown by the blue curves in Fig. 3.

In the intermediate energy range ( $7.7 \text{ GeV} \leq \sqrt{s} \leq 39 \text{ GeV}$ ), the combined BES-I and BES-II experimental data [32] align with hydrodynamics [64] and hadron resonance gas [65] models that include fixed or conserved baryon number in the canonical ensemble but do not feature a critical point, as indicated by the orange and black curves in Fig. 3.

Additionally, we have predicted that a nearly-cold ( $\mu \gg T$ ) weakly coupled quark-gluon plasma (wQGP) can describe the data in the low energy regime ( $\sqrt{s} < 7.7 \text{ GeV}$ ). This regime will be explored by the STAR Fixed-Target experiment at RHIC [33], as shown by the solid magenta curves in Fig. 3. The wQGP result is consistent with the only available single data point in the low energy regime provided by the HADES collaboration [63].

Our findings provide a comprehensive description of the QCD equation of state across different energy regimes. The *dynamical soft-wall* model effectively captures the behavior at high energies, while the nearly-cold wQGP model extends our understanding to lower energies. Future experimental data from the STAR Fixed-Target experiments will further test these predictions and refine our understanding of the QCD phase diagram.

A summary of the various descriptions of the QCD equation of state is provided in Fig. 4, illustrating the different models and their applicable energy ranges.

*Acknowledgments.*—The author thanks Prithwish Tribedy for bringing the latest BES-II result to his attention. This work is supported by U.S. DOE Grant No. DE-FG02-04ER41302.

[1] M. Gyulassy and L. McLerran, *Nucl. Phys. A* **750**, 30 (2005), [arXiv:nuc-th/0405013](https://arxiv.org/abs/nuc-th/0405013).

[2] P. Braun-Munzinger and J. Stachel, *Nature* **448**,

- 302 (2007).
- [3] B. V. Jacak and B. Muller, *Science* **337**, 310 (2012).
- [4] N. Itoh, *Prog. Theor. Phys.* **44**, 291 (1970).
- [5] J. C. Collins and M. Perry, *Phys. Rev. Lett.* **34**, 1353 (1975).
- [6] N. Cabibbo and G. Parisi, *Phys. Lett. B* **59**, 67 (1975).
- [7] G. Chapline and M. Nauenberg, *Phys. Rev. D* **16**, 450 (1977).
- [8] E. V. Shuryak, *Phys. Lett. B* **78**, 150 (1978).
- [9] D. Boyanovsky, H. de Vega, and D. Schwarz, *Ann. Rev. Nucl. Part. Sci.* **56**, 441 (2006), [arXiv:hep-ph/0602002](#).
- [10] U. W. Heinz and M. Jacob, (2000), [arXiv:nucl-th/0002042](#).
- [11] J. e. a. Adams, *Nucl. Phys. A* **757**, 102 (2005), [arXiv:nucl-ex/0501009](#).
- [12] I. e. a. Arsene, *Nucl. Phys. A* **757**, 1 (2005), [arXiv:nucl-ex/0410020](#).
- [13] K. e. a. Adcox, *Nucl. Phys. A* **757**, 184 (2005), [arXiv:nucl-ex/0410003](#).
- [14] B. e. a. Back, *Nucl. Phys. A* **757**, 28 (2005), [arXiv:nucl-ex/0410022](#).
- [15] B. Muller, J. Schukraft, and B. Wyslouch, *Ann. Rev. Nucl. Part. Sci.* **62**, 361 (2012), [arXiv:1202.3233](#).
- [16] J. Schukraft, *Phys. Scripta T* **158**, 014003 (2013), [arXiv:1311.1429](#).
- [17] P. Braun-Munzinger, V. Koch, T. Schafer, and J. Stachel, *Phys. Rept.* **621**, 76 (2016), [arXiv:1510.00442](#).
- [18] E. V. Shuryak and I. Zahed, *Phys. Rev. C* **70**, 021901 (2004), [arXiv:hep-ph/0307267](#).
- [19] E. Shuryak, *Rev. Mod. Phys.* **89**, 035001 (2017), [arXiv:1412.8393 \[hep-ph\]](#).
- [20] K. Fukushima and T. Hatsuda, *Rept. Prog. Phys.* **74**, 014001 (2011).
- [21] P. Braun-Munzinger and J. Wambach, *Rev. Mod. Phys.* **81**, 1031 (2009).
- [22] M. Asakawa and K. Yazaki, *Nucl. Phys. A* **504**, 668 (1989).
- [23] Y. Aoki, G. Endrodi, Z. Fodor, S. D. Katz, and K. K. Szabo, *Nature* **443**, 675 (2006).
- [24] Y. Aoki, S. Borsanyi, S. Durr, Z. Fodor, S. D. Katz, S. Krieg, and K. K. Szabo, *JHEP* **06**, 088 (2009).
- [25] A. Bazavov, T. Bhattacharya, M. Cheng, C. Detar, H. T. Ding, S. Gottlieb, R. Gupta, P. Hegde, U. M. Heller, F. Karsch, E. Laermann, L. Levkova, S. Mukherjee, P. Petreczky, C. Schmidt, R. A. Soltz, W. Soeldner, R. Sugar, D. Toussaint, W. Unger, and P. Vranas, *Phys. Rev. D* **85**, 054503 (2012).
- [26] S. Gupta, X. Luo, B. Mohanty, H. G. Ritter, and N. Xu, *Science* **332**, 1525 (2011).
- [27] A. Bazavov *et al.* (HotQCD), *Phys. Lett. B* **795**, 15 (2019), [arXiv:1812.08235 \[hep-lat\]](#).
- [28] A. Bzdak, S. Esumi, V. Koch, J. Liao, M. Stephanov, and N. Xu, *Phys. Rept.* **853**, 1 (2020).
- [29] X. Luo and N. Xu, *Nucl. Sci. Tech.* **28**, 112 (2017).
- [30] G. Odyniec, *PoS CPOD2013*, 043 (2013).
- [31] J. Adam *et al.* (STAR), *Phys. Rev. Lett.* **126**, 092301 (2021), [arXiv:2001.02852 \[nucl-ex\]](#).
- [32] A. Pandav for STAR Collaboration, (2024), Slides of the talk at CPOD 2024 workshop, Lawrence Berkeley National Laboratory, May 21, 2024.
- [33] K. C. Meehan (STAR), *Nucl. Phys. A* **956**, 878 (2016).
- [34] J. Cleymans, H. Oeschler, K. Redlich, and S. Wheaton, *Phys. Rev. C* **73**, 034905 (2006), [arXiv:hep-ph/0511094](#).
- [35] A. Andronic, P. Braun-Munzinger, K. Redlich, and J. Stachel, *Nature* **561**, 321 (2018).
- [36] P. Braun-Munzinger, B. Friman, F. Karsch, K. Redlich, and V. Skokov, *Phys. Rev. C* **84**, 064911 (2011), [arXiv:1107.4267 \[hep-ph\]](#).
- [37] A. Bazavov, H. T. Ding, P. Hegde, O. Kaczmarek, F. Karsch, E. Laermann, S. Mukherjee, P. Petreczky, C. Schmidt, D. Smith, W. Soeldner, and M. Wagner, *Phys. Rev. Lett.* **109**, 192302 (2012).
- [38] S. Borsanyi, Z. Fodor, S. D. Katz, S. Krieg, C. Ratti, and K. K. Szabo, *Phys. Rev. Lett.* **113**, 052301 (2014).
- [39] L. Adamczyk *et al.*, *Phys. Rev. C* **96**, 044904 (2017).
- [40] S. Gupta, D. Mallick, D. K. Mishra, B. Mohanty, and N. Xu, (2020), [arXiv:2004.04681](#).
- [41] M. A. Stephanov, *Phys. Rev. Lett.* **102**, 032301 (2009), [arXiv:0809.3450 \[hep-ph\]](#).
- [42] M. A. Stephanov, K. Rajagopal, and E. V. Shuryak, *Phys. Rev. D* **60**, 114028 (1999).
- [43] Y. Hatta and T. Ikeda, *Phys. Rev. D* **67**, 014028 (2003), [arXiv:hep-ph/0210284](#).
- [44] B. Stokic, B. Friman, and K. Redlich, *Phys. Lett. B* **673**, 192 (2009).
- [45] M. Asakawa, S. Ejiri, and M. Kitazawa, *Phys. Rev. Lett.* **103**, 262301 (2009).
- [46] M. A. Stephanov, *Phys. Rev. Lett.* **107**, 052301 (2011), [arXiv:1104.1627 \[hep-ph\]](#).
- [47] R. V. Gavai and S. Gupta, *Phys. Lett. B* **696**, 459 (2011).
- [48] J. M. Maldacena, *Adv. Theor. Math. Phys.* **2**, 231 (1998), [arXiv:hep-th/9711200](#).
- [49] J. Casalderrey-Solana, H. Liu, D. Mateos, K. Rajagopal, and U. A. Wiedemann, *Gauge/String Duality, Hot QCD and Heavy Ion Collisions* (Cambridge University Press, 2014) [arXiv:1101.0618 \[hep-th\]](#).
- [50] O. DeWolfe, S. S. Gubser, C. Rosen, and D. Teaney, *Prog. Part. Nucl. Phys.* **75**, 86 (2014), [arXiv:1304.7794 \[hep-th\]](#).
- [51] A. Karch, E. Katz, D. T. Son, and M. A. Stephanov, *Phys. Rev. D* **74**, 015005 (2006), [arXiv:hep-ph/0602229](#).
- [52] D. Li and M. Huang, *JHEP* **11**, 088 (2013), [arXiv:1303.6929 \[hep-ph\]](#).
- [53] A. Ballon-Bayona, H. Boschi-Filho, E. F. Capossoli, and D. M. Rodrigues, *Phys. Rev. D* **102**, 126003 (2020), [arXiv:2006.08810 \[hep-th\]](#).
- [54] M. Natsuume, *AdS/CFT Duality User Guide*, Vol. 903 (2015) [arXiv:1409.3575 \[hep-th\]](#).
- [55] K. A. Mamo and I. Zahed, *Nucl. Phys. B* **997**, 116388 (2023), [arXiv:2106.00752 \[hep-ph\]](#).
- [56] E. Witten, *Adv. Theor. Math. Phys.* **2**, 253 (1998),

- arXiv:hep-th/9802150.
- [57] S. S. Gubser, I. R. Klebanov, and A. M. Polyakov, *Phys. Lett. B* **428**, 105 (1998), arXiv:hep-th/9802109.
- [58] S. S. Gubser and A. Nellore, *Phys. Rev. D* **78**, 086007 (2008), arXiv:0804.0434 [hep-th].
- [59] S. S. Gubser, A. Nellore, S. S. Pufu, and F. D. Rocha, *Phys. Rev. Lett.* **101**, 131601 (2008), arXiv:0804.1950 [hep-th].
- [60] S. S. Gubser, S. S. Pufu, and F. D. Rocha, *JHEP* **08**, 085 (2008), arXiv:0806.0407 [hep-th].
- [61] O. DeWolfe, S. S. Gubser, and C. Rosen, *Phys. Rev. D* **83**, 086005 (2011), arXiv:1012.1864 [hep-th].
- [62] R. Rougemont, J. Grefa, M. Hippert, J. Noronha, J. Noronha-Hostler, I. Portillo, and C. Ratti, *Prog. Part. Nucl. Phys.* **135**, 104093 (2024), arXiv:2307.03885 [nucl-th].
- [63] J. Adamczewski-Musch *et al.* (HADES), *Phys. Rev. C* **102**, 024914 (2020), arXiv:2002.08701 [nucl-ex].
- [64] V. Vovchenko, V. Koch, and C. Shen, *Phys. Rev. C* **105**, 014904 (2022), arXiv:2107.00163 [hep-ph].
- [65] P. Braun-Munzinger, B. Friman, K. Redlich, A. Rustamov, and J. Stachel, *Nucl. Phys. A* **1008**, 122141 (2021), arXiv:2007.02463 [nucl-th].
- [66] A. Kurkela, P. Romatschke, and A. Vuorinen, *Phys. Rev. D* **81**, 105021 (2010), arXiv:0912.1856 [hep-ph].
- [67] S. Borsanyi, Z. Fodor, J. N. Guenther, R. Kara, S. D. Katz, P. Parotto, A. Pasztor, C. Ratti, and K. K. Szabo, *Phys. Rev. Lett.* **125**, 052001 (2020), arXiv:2002.02821 [hep-lat].