

Collaborative Secret and Covert Communications for Multi-User Multi-Antenna Uplink UAV Systems: Design and Optimization

Jinpeng Xu, Lin Bai, Xin Xie, and Lin Zhou

Abstract—Motivated by diverse secure requirements of multi-user in UAV systems, we propose a collaborative secret and covert transmission method for multi-antenna ground users to unmanned aerial vehicle (UAV) communications. Specifically, based on the power domain non-orthogonal multiple access (NOMA), two ground users with distinct security requirements, named Bob and Carlo, superimpose their signals and transmit the combined signal to the UAV named Alice. An adversary Willie attempts to simultaneously eavesdrop Bob’s confidential message and detect whether Carlo is transmitting or not. We derive close-form expressions of the secrecy connection probability (SCP) and the covert connection probability (CCP) to evaluate the link reliability for wiretap and covert transmissions, respectively. Furthermore, we bound the secrecy outage probability (SOP) from Bob to Alice and the detection error probability (DEP) of Willie to evaluate the link security for wiretap and covert transmissions, respectively. To characterize the theoretical benchmark of the above model, we formulate a weighted multi-objective optimization problem to maximize the average of secret and covert transmission rates subject to constraints SOP, DEP, the beamformers of Bob and Carlo, and UAV trajectory parameters. To solve the optimization problem, we propose an iterative optimization algorithm using successive convex approximation and block coordinate descent (SCA-BCD) methods. Our results reveal the influence of design parameters of the system on the wiretap and covert rates, analytically and numerically. In summary, our study fills the gaps in joint secret and covert transmission for multi-user multi-antenna uplink UAV communications and provides insights to construct such systems.

Index Terms—Physical layer security, Wiretap channel, Beamforming, Trajectory optimization, Pareto optimization.

I. INTRODUCTION

Unmanned aerial vehicle (UAV) communication has attracted significant interest in recent years, primarily due to its vital role in constructing space-air-ground integrated networks (SAGIN) [1]. However, compared to land-based wireless communications, the high probability of line-of-sight (LoS) signal transmissions in UAV scenarios encounters notable security risks [2], [3]. Specifically, the above characteristic presents a challenge for UAV secure communications to satisfy robust security communication requirements of next-generation networks [4]. However, traditional encryption-based algorithms

are vulnerable when adversaries have unlimited computational ability [5]. Fortunately, Shannon’s pioneering theory of physical layer security (PLS) provides methods to achieve perfect security in the above case [6]. Thus, PLS, along with traditional encryption technologies, is indispensable for establishing UAV secure wireless communication networks.

In the past few decades, to ensure communication security in PLS, extensive works [7] concentrated on the wiretap channel theorem pioneered by Wyner [8]. Wiretap channels enable secure communications by using the characteristics of wireless channels, e.g., fading, noise, and interference [9], [10]. Specifically, several channel coding methods have been proposed to simultaneously guarantee communication security and reliability, e.g., Wyner codes [8], Polar codes [11], and low-density parity check codes [12]. Note that the wiretap channel safeguards the content of sensitive messages from being eavesdropped by malicious adversaries, which is insufficient for certain security-sensitive scenarios since the wiretap channel does not protect communication behavior.

In order to protect the communication occurrences of legitimate users from being detected, a new branch of PLS known as covert communication, or the low probability of detection communication, has been proposed [13]. The seminal papers by Bash *et al.* [13], Wang *et al.* [14], and Bloch [15] demonstrated the now well-known square root law for covert communication over the additive white Gaussian noise channel, the discrete memoryless channel, and the binary symmetric channels. Specifically, it was shown that $O(\sqrt{n})$ bits can be covertly transmitted reliably over the above channels when n channel uses are used. Furthermore, several studies proposed low-complexity covert communication coding schemes [16], [17]. Different from the wiretap channel studies, covert communication safeguards the communication behaviors of legitimate users from being detected by any adversary [18]. Thus, covert communication provides additional degrees of freedom for robust PLS [19].

Both wiretap channel studies and covert communication are fundamentals for PLS. Based on these theories, secrecy and covert communication have been studied comprehensively in various UAV scenarios, e.g., [18], [20]. In the remaining part, we recall existing studies on secret and covert UAV communications and clarify our main contributions

A. Related Works

The wiretap channel in UAV communications has been extensively investigated [21]–[28], including both downlink

Jinpeng Xu, Lin Bai, and Lin Zhou are with School of Cyber Science and Technology, Beihang University, Beijing, China, 100191. E-mails: {xujinpeng, l.bai, lzhou}@buaa.edu.cn.

Xin Xie is with School of Electronics and Information Engineering, Beihang University, Beijing, China, 100191. E-mail: xiexincqbz@buaa.edu.cn.

This article has been submitted in part to 2024 IEEE ICC workshop.

and uplink transmissions with various antenna setups and artificial noise (AN) technology. For UAV downlink secrecy communications, Wu *et al.* [21] proposed a transmission method to enhance the secrecy performance with the impact of UAV jitter, and optimized beamformers for confidential and AN signals to minimize the transmission power. With the directional modulation technology, Sun *et al.* [22] studied the security, reliability, and energy efficiency of downlink millimeter-wave (mmWave) simultaneous wireless information and power transfer UAV networks using non-orthogonal multiple access (NOMA) and orthogonal multiple access schemes. Liu *et al.* [23] studied the reconfigurable intelligent surface mounted UAV downlink communication and optimized the secrecy rate using the successive convex approximation (SCA) and semidefinite relaxation (SDR) techniques. For UAV uplink secure communications, Duo *et al.* [24] studied a full-duplex secrecy communication scheme and optimized the UAV's trajectory and jamming power to maximize energy efficiency. Li *et al.* [25] proposed an analogous scheme in UAV wireless sensor networks and maximized energy efficiency by optimizing the transmit power, jamming power, and UAV's trajectory.

In order to design an integrated security scheme for UAV downlink and uplink communications, Zhang *et al.* [26] optimized the UAV trajectories and the transmit power to maximize secrecy rates for both UAV-to-ground and ground-to-UAV communications in the presence of potential eavesdroppers. Li *et al.* [27] studied the secrecy performance of a UAV-to-vehicle communication system, and evaluated the secrecy performance for both downlink and uplink transmission. Wang *et al.* [28] maximized the secrecy rate and energy efficiency in UAV-enabled two-way relay systems by optimizing the UAV velocity, trajectory, and power allocation. All the aforementioned studies provided insight and guidance for designing content security requirements for UAV systems.

To protect the communication behavior of legitimate users, covert UAV communications have been studied extensively [29]–[41]. In the scenario with one legitimate receiver, Zhou *et al.* [29] and Yan *et al.* [30] optimized the placement and the transmit power of the UAV to improve the covert communication performance. Considering the adversary's location and noise uncertainties, Zhou *et al.* [31] studied the UAV downlink covert communication and proposed a SCA algorithm to optimize the trajectory and the transmit power of the UAV. In UAV mmWave covert communications, Hu *et al.* [32] used an antenna array with beam sweeping to detect the UAV transmission, and optimized the detection accuracy. Zhang *et al.* [33] proposed a time-division beam-sweeping scheme to optimize the UAV covert rate when the ground transmitter is ignorant of precise location of the UAV and the ground warden. Since UAV systems typically involve multiple users, Jiang *et al.* [34] studied the UAV downlink multi-user covert communication, and optimized the UAV's transmit power and trajectory to maximize the covert rate using block coordinate descent (BCD) algorithm. Su *et al.* [35] studied NOMA downlink covert communications with multi-users.

To improve covert performance, AN-aided covert communications are widely explored in UAV multi-user communications. In particular, Li *et al.* [36] proposed an AN-aided covert

transmission scheme cognitive radio networks and obtained a near-optimal covert rate. Zhou *et al.* [37] and Zhang *et al.* [38] employed the full-duplex architecture on UAV platforms to transmit AN against the warden's detection. In multiple warden scenarios, Chen *et al.* [39] used a multi-antenna jamming scheme to maximize the covert rate. Considering that the UAV acts as a warden in multi-relay scenarios, Chen *et al.* [40] further proposed a UAV-relayed covert communication scheme with finite blocklength to maximize effectively covert transmission bits. Finally, Wang *et al.* [41] optimized the secrecy and covert throughput in multi-hop relay communication to obtain the optimal hops for transmission efficiency.

In summary, although secret and covert communications have been extensively studied in various UAV communication scenarios, the study of multi-user multi-antenna collaborative secret and covert communications in UAV uplink systems has never been explored. Specifically, most studies on UAV secure communications suffer from one of the following limitations. Firstly, most papers focused on single-antenna scenarios [22], [24]–[31], [34], [36]–[38], [40], [41], which can not utilize spatial resources and beamforming to improve secure performance. Secondly, all existing studies for UAV secure communications focused on either secret communications using the wiretap channel theory [21]–[28] or covert communications [29]–[34], [36]–[41]. But a single security measure cannot satisfy diverse security requirements of individual users. Thirdly, although several studies employed the AN technology to improve the secrecy or covert rate [24], [25], [36]–[38], the integration of AN technology on UAV platforms is challenging due to its high power consumption and the limited battery power of UAV platforms. Finally, in existing multi-user UAV communications [25], [37], [41], ground users are assumed to transmit independently. However, it is challenging and insufficient to satisfy secure quality of service (QoS) without the cooperation of multiple users.

Since UAV communication often involves multiple users, ground users typically have various security communication requirements. For instance, some users prioritize content security, while others prioritize communication occurrence security. Although Forouzesh *et al.* [42] studied the joint secret and covert communications in a downlink ground system, their results are not suitable for uplink UAV communications since i) UAV communications have different channel conditions from ground communication and ii) the uplink communication strategy is vastly different from downlink. Thus, the study on the joint secret and covert communication for uplink UAV systems is still in its infancy, and the existing studies can not satisfy the diverse security requirements of multiple users.

B. Main Contributions

To fill the aforementioned research gaps, we propose a NOMA-based multi-user corroborative secret and covert uplink transmission scheme for UAV communications over a quasi-static fading channel. Specifically, we study the secure performance of the proposed scheme and optimize system parameters and the UAV's trajectory to enhance the secure QoS. Our detailed contributions are summarized as follows.

- (i) To our best knowledge, this is the first paper that studies the collaborative secret and covert uplink communications for multi-user multi-antenna UAV systems. From this perspective, our results provide new insights and theoretical benchmarks for the design of secure UAV systems where users have diverse security requirements.
- (ii) We propose a strategy that jointly enables secret and covert uplink transmission for different users to the UAV over a quasi-static fading channel using the NOMA technology. Specifically, we derive close form expressions for the secrecy connection probability (SCP) and covert connection probability (CCP) to evaluate secret and covert connection performance, respectively. Furthermore, we derive close form expressions for the secrecy outage probability (SOP) of the secret user and the detection error probability (DEP) of the adversary to evaluate the link security for wiretap and covert users, respectively.
- (iii) To capture the theoretical benchmark of our proposed scheme, we formulate a multi-objective optimization problem to maximize the weighted sum of the average secret rate and average covert rate subject to SOP, DEP, beamformers of two ground users, and the trajectory parameters of the UAV. To solve the optimization problem, we propose a SCA-BCD algorithm and obtain optimal beamformers for both secret and covert users and optimal UAV's trajectory and flight parameters.
- (iv) Using the proposed SCA-BCD algorithm, we uncover the trade-off between the secret rate and the covert rate and obtain the near Pareto front of the two optimization objectives. Furthermore, we reveal the influence of design parameters on the weighted sum of average secret rate and average covert rate, analytically and numerically. In particular, we verify that either the secret rate or the covert rate can dominate the sum of the rate under different conditions.

C. Organization for the Rest of the Paper

The rest of this paper is organized as follows. In Section II, we present the system model, specify the channel model, describe the transmission scheme, and formulate optimization problems. In Section III, we present our main results including closed form expressions for optimization constraints and solutions to our proposed optimization problems. Subsequently, in Section IV, we present numerical examples to illustrate our theoretical findings. Finally, we conclude the paper and discuss future research directions in Section V.

Notation

Random variables and their realizations are denoted by upper case variables (e.g., X) and lower case variables (e.g., x), respectively. All sets are denoted in the calligraphic font (e.g., \mathcal{X}). Let $X^n := (X_1, \dots, X_n)$ be a random vector of length n . Let $\mathcal{CN}(\mathbf{0}, \Sigma)$ denote a circularly symmetric complex Gaussian vector with zero mean and covariance Σ . Given any integers $[m, n]$ and a $m \times n$ matrix \mathbf{A} , let \mathbf{A}^T , \mathbf{A}^H , $\text{Tr}(\mathbf{A})$, and $\det(\mathbf{A})$ denote its transpose, conjugate transpose,

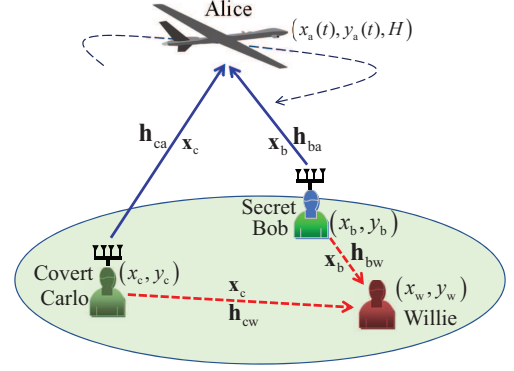


Fig. 1. System model of joint secret and covert uplink transmission for a multi-user multi-antenna UAV system.

the trace of \mathbf{A} , and the determinant of \mathbf{A} , respectively. Analogously, given any integer n and a length- n vector \mathbf{a} , let $\mathbf{a}_{\mathcal{X}} = \{\mathbf{a}[i]\}_{i \in \mathcal{X}}$ represents a vector consisting of elements in \mathbf{a} with indices belonging to a set $\mathcal{X} \subseteq [1 : n]$.

II. SYSTEM MODEL AND TRANSMISSION SCHEME

As shown in Fig. 1, two ground legitimate users, Bob and Carlo, aim to transmit signals to the legitimate user Alice, who is a fixed-wing UAV. Simultaneously, an adversary named Willie attempts to wiretap the confidential message from Bob and detect communication occurrence of Carlo. Note that Bob and Carlo require secrecy and covertness of their messages, respectively. Assume that Bob and Carlo are equipped with N_b and N_c antennas for beamforming transmission, respectively. Consistent with [39], we assume that both Alice and Willie have a single antenna. In this setup, Willie does not require knowledge of the beamforming vectors and performs energy detection for eavesdropping [43].

We denote the horizontal locations of Bob and Willie as $\mathbf{L}_b \triangleq [x_b, y_b]^T \in \mathbb{R}^{2 \times 1}$ and $\mathbf{L}_w \triangleq [x_w, y_w]^T \in \mathbb{R}^{2 \times 1}$, respectively. Suppose that the UAV's flight period and altitude are T and H , respectively. The UAV's horizontal coordinate represents as $\mathbf{L}_a(t) \triangleq [x_a(t), y_a(t)]^T \in \mathbb{R}^{2 \times 1}$ where $0 \leq t \leq T$. Note that the continuous time t implies an infinite number of velocity constraints, which makes the trajectory design intractable. To solve the problem, we divide the flight period T into $N \in \mathbb{N}$ equal-length time slots. When N is large, the period of each time slot $\delta_t = \frac{T}{N}$ is sufficiently small such that the UAV's location is approximately unchanged within each time slot. Hence, the UAV's trajectory can be denoted by $\mathbf{L}_a[n] \triangleq [x_a[n], y_a[n], H]^T \in \mathbb{R}^{3 \times 1}$ where $n \in [N]$. The UAV's initial location and final location are denoted as $\mathbf{L}_a[0] \triangleq \mathbf{L}_0$, $\mathbf{L}_a[N] \triangleq \mathbf{L}_N$, respectively. For each $n \in [N]$, the UAV's velocity and acceleration in n -th time slot are denoted as $\mathbf{v}[n]$ and $\mathbf{a}[n]$, respectively. The UAV's maximum velocity, minimum velocity, and maximum acceleration are denoted by v_{\max} , v_{\min} , and a_{\max} , respectively. Thus, during the flight period, the position and velocity of the UAV satisfy that for each $n \in [2 : N]$,

$$\|\mathbf{L}_a[n] - \mathbf{L}_a[n-1]\|^2 = \mathbf{v}[n]\delta_t + \frac{1}{2}\mathbf{a}[n]\delta_t^2, \quad (1)$$

$$\|\mathbf{v}_a[n] - \mathbf{v}_a[n-1]\|^2 = \mathbf{a}[n]\delta_t. \quad (2)$$

A. Channel Model

1) *Air to Ground Channel*: Consistent with [40], [44], the channel coefficient between Bob/Carlo and Alice is assumed to follow the combination of a large-scale path-loss $a_{\dagger a}[n]$ and a small-scale fading $g_{\dagger a}[n]$, where $\dagger \in \{b, c\}$ denotes either Bob or Carlo. Thus, we have

$$\mathbf{h}_{\dagger a}[n] = a_{\dagger a}[n]\mathbf{g}_{\dagger a}[n]. \quad (3)$$

The large-scale path-loss satisfies $a_{\dagger a}[n] = \sqrt{\lambda_0 (d_{\dagger a}[n])^{\xi_{\dagger a}}}$, where λ_0 is the path-loss reference at one meter, $d_{\dagger a}[n]$ represents the distance between Alice and Bob, and $\xi_{\dagger a}$ represents the air-ground path-loss exponents. Consistent with the previous study [34], [40], we set $\xi_{\dagger a} = -2$. The small-scale fading $g_{\dagger a}[n]$ is assumed as Rician and satisfies

$$\mathbf{g}_{\dagger a}[n] = \sqrt{\frac{K_{\dagger a}}{K_{\dagger a} + 1}}\hat{\mathbf{g}}_{\dagger a}[n] + \sqrt{\frac{1}{K_{\dagger a} + 1}}\tilde{\mathbf{g}}_{\dagger a}[n], \quad (4)$$

where $K_{\dagger a}$ is the Rician factor, $\hat{\mathbf{g}}_{\dagger a}[n]$ and $\tilde{\mathbf{g}}_{\dagger a}[n] \sim \mathcal{CN}(0, \mathbf{I})$ denotes the LoS channel component and the non-line-of-sight (NLoS) Rayleigh fading component, respectively. To simplify the analysis, we assume that $K_{\dagger a}$ is constant during the UAV's flight period. This assumption is made because we do not focus on studying the impact of variations in the Rice factor on security performance, and this assumption is consistent with previous studies [3], [40], and [44].

2) *Ground Channel*: Consistent with [39], the channel coefficient between Bob/Carlo and Willie is assumed to follow the combination of a large-scale path-loss $a_{\dagger w}[n]$ and small-scale quasi-static Rayleigh fading $g_{\dagger w}[n]$, and is denoted by

$$\mathbf{h}_{\dagger w}[n] = a_{\dagger w}[n]\mathbf{g}_{\dagger w}[n], \quad (5)$$

where $a_{\dagger w}[n] = \sqrt{\eta_0 \lambda_0 (d_{\dagger w}[n])^{\xi_{\dagger w}}}$, η_0 is the excessive path-loss coefficient, $d_{\dagger w}[n]$ and $\xi_{\dagger w}$ represent the distance and path-loss exponents between Bob and Willie, respectively. The small scale Rayleigh fading satisfies $g_{\dagger w}[n] \sim \mathcal{CN}(0, \mathbf{I})$.

B. Transmission Scheme

We consider a transmission scheme that Carlo's covert signal hides within Bob's overt signal using the NOMA technology. Due to their different security requirements, Bob chooses a high transmit power to achieve a sufficient large secrecy throughput, while Carlo selects an appropriate transmission power to ensure covertness. Carlo achieves covert communication by leveraging Bob's transmission as a disguise. Consequently, Bob continuously transmits a sequence of m symbols $\mathbf{x}_b[n] = (x_b^1, \dots, x_b^m)$ in n -th time slot, where for each $i \in [m]$, $\mathbb{E}[|x_b^i|^2] = 1$. Carlo occasionally transmits the another sequence of symbols $\mathbf{x}_c[n] = (x_c^1, \dots, x_c^m)$ in n -th time slot, where for each $i \in [m]$, $\mathbb{E}[|x_c^i|^2] = 1$. Willie attempts to eavesdrop the confidential message from Bob and detect whether Carlo is transmitting or not.

Consistent with the previous studies [45], [46], we assume that Bob and Carlo are synchronized with facilitation by the

UAV, thus the channel information state (CSI) of the legitimate users is known to them. The transmission includes two states, i.e., H_0 and H_1 . At state H_0 , Bob transmits the secret signal sequence $\mathbf{x}_b[n]$ using a beamformer $\mathbf{w}_{b,0}$. At state H_1 , Bob transmits the secret signal $\mathbf{x}_b[n]$ using another beamformer $\mathbf{w}_{b,1}$, and Carlo transmits covert signals $\mathbf{x}_c[n]$ using the beamformer \mathbf{w}_c to hide the covert signal $\mathbf{x}_c[n]$ inside the secret signal $\mathbf{x}_b[n]$. Let Q_b^{\max} and Q_c^{\max} denote the maximum transmit powers of Bob and Carlo, respectively. Thus, the beamformers satisfy $\max\{\|\mathbf{w}_{b,0}\|^2, \|\mathbf{w}_{b,1}\|^2\} \leq Q_b^{\max}$, and $\|\mathbf{w}_c\|^2 \leq Q_c^{\max}$. The superposition of the secret signal and covert signal makes it challenging for Willie to eavesdrop the secret signal and detect the covert signal.

For the legitimate receiver Alice, the secret signal $\mathbf{x}_b[n]$ is first decoded. Using successive interference cancellation (SIC) technology, the covert signal $\mathbf{x}_c[n]$ is decoded subsequently. On the adversary's side, Willie will receive either Bob's signal or the superimposed signal of both Bob and Carlo. Therefore, the received signals at Alice and Willie in the n -th time slot can be respectively expressed as

$$\mathbf{y}[n] = \begin{cases} \mathbf{h}_{ba}^H[n]\mathbf{w}_{b,0}[n]\mathbf{x}_b[n] + \mathbf{n}_a[n], & H_0, \\ \mathbf{h}_{ba}^H[n]\mathbf{w}_{b,1}[n]\mathbf{x}_b[n] + \mathbf{h}_{ca}^H[n]\mathbf{w}_c[n]\mathbf{x}_c[n] + \mathbf{n}_a[n], & H_1, \end{cases} \quad (6)$$

and

$$\mathbf{z}[n] = \begin{cases} \mathbf{h}_{bw}^H[n]\mathbf{w}_{b,0}[n]\mathbf{x}_b[n] + \mathbf{n}_w[n], & H_0, \\ \mathbf{h}_{bw}^H[n]\mathbf{w}_{b,1}[n]\mathbf{x}_b[n] + \mathbf{h}_{cw}^H[n]\mathbf{w}_c[n]\mathbf{x}_c[n] + \mathbf{n}_w[n], & H_1, \end{cases} \quad (7)$$

where $\mathbf{n}_a[n] \sim \mathcal{CN}(0, \sigma_a^2[n])$ and $\mathbf{n}_w[n] \sim \mathcal{CN}(0, \sigma_w^2[n])$ are the additive noise at Alice and Willie in n -th time slot, respectively, and $\sigma_a^2[n]$ and $\sigma_w^2[n]$ are the noise power in n -th time slot at Bob and Willie, respectively.

Using the proposed secure transmission scheme, the signal-to-noise ratio (SNR) values of secret signal $\mathbf{x}_b[n]$ at states H_0 and H_1 are respectively given by

$$\text{SNR}_{ba,0}[n] = \frac{|\mathbf{h}_{ba}^H[n]\mathbf{w}_{b,0}[n]|^2}{\sigma_a^2[n]}, \quad (8)$$

$$\text{SNR}_{ba,1}[n] = \frac{|\mathbf{h}_{ba}^H[n]\mathbf{w}_{b,1}[n]|^2}{|\mathbf{h}_{ca}^H[n]\mathbf{w}_c[n]|^2 + \sigma_a^2[n]}. \quad (9)$$

Using SIC, the SNR value of the covert signal $\mathbf{x}_c[n]$ is

$$\text{SNR}_{ca}[n] = \frac{|\mathbf{h}_{ca}^H[n]\mathbf{w}_c[n]|^2}{\sigma_a^2[n]}. \quad (10)$$

For Willie, the SNR values of the secret signal $\mathbf{x}_b[n]$ at states H_0 and H_1 are respectively given by

$$\text{SNR}_{bw,0}[n] = \frac{|\mathbf{h}_{bw}^H[n]\mathbf{w}_{b,0}[n]|^2}{\sigma_w^2[n]}, \quad (11)$$

$$\text{SNR}_{bw,1}[n] = \frac{|\mathbf{h}_{bw}^H[n]\mathbf{w}_{b,1}[n]|^2}{|\mathbf{h}_{cw}^H[n]\mathbf{w}_c[n]|^2 + \sigma_w^2[n]}. \quad (12)$$

Based on these SNR values in different cases, the secret and covert performance can be analyzed.

C. Optimization Problem Formulation

Let R_t and R_c be the target transmission rate of Bob and the target covert rate of Carlo, respectively. Furthermore, let $R_s[n]$ and $R_w[n]$ denote the secret capacity and the secret capacity redundancy of the wiretap channel in n -th time slot involving legitimate users Alice and Bob and the malicious user Willie, respectively [9]. Based on Shannon theory [6], Alice can decode the message from Bob correctly if the capacity C_t for the channel from Bob to Alice is greater than the target transmission rate, i.e., $C_t > R_t$, which is equivalent to $\text{SNR}_{ba}[n] \geq \gamma_{ba} = 2^{R_t} - 1$. Otherwise, a connection outage event occurs. According to Wyner's wiretap channel coding theory [8], secret communication succeeds when the capacity C_w for the channel from the transmitter to Willie is greater than the rate redundancy, i.e., $C_w \geq R_w[n] := R_t - R_s[n]$, which is equivalent to $\text{SNR}_{bw}[n] \geq \gamma_{bw}[n] = 2^{R_w[n]} - 1$. Otherwise, a secrecy outage event occurs.

We assume that Bob and Carlo's target transmission rates R_t and R_c remain constant during the UAV's flight period. Therefore, the SCP between Bob and Alice in n -th time slot at states H_0 and H_1 can be respectively expressed as

$$P_{sc}^{ba,0}[n] = 1 - \Pr \{ \text{SNR}_{ba,0}[n] \leq 2^{R_t} - 1 \}, \quad (13)$$

$$P_{sc}^{ba,1}[n] = 1 - \Pr \{ \text{SNR}_{ba,1}[n] \leq 2^{R_t} - 1 \}. \quad (14)$$

Analogously, the Bob's SOPs in n -th time slot at states H_0 and H_1 can be respectively given as

$$P_{so}^{bw,0}[n] = \Pr \left\{ \text{SNR}_{bw,u0}[n] \leq 2^{R_w[n]} - 1 \right\}, \quad (15)$$

$$P_{so}^{bw,1}[n] = \Pr \left\{ \text{SNR}_{bw,u1}[n] \leq 2^{R_w[n]} - 1 \right\}. \quad (16)$$

Furthermore, the CCP between Carlo and Alice in n -th time slot at state H_1 can be given as

$$P_{cc}^{ca}[n] = \Pr \{ \text{SNR}_{b,1}[n] \geq 2^{R_t} - 1, \text{SNR}_c[n] \geq 2^{R_c} - 1 \}. \quad (17)$$

Finally, Willie's DEP in the n -th time slot satisfies

$$P_e[n] = P_F[n] + P_M[n], \quad (18)$$

where $P_F[n]$ and $P_M[n]$ are the false alarm (FA) and miss detection (MD) error probabilities in the n -th time slot, respectively, which will be analyzed in Eqs. (43) and (44).

Consistent with [37], [40], we assume that the locations of the ground users are available to Alice. Such an assumption allows for effective analysis of secure communication performance, especially when the adversary is either close to or far away from legitimate users. Under above assumptions, we formulate the optimization problems under both states H_0 and H_1 subject to diverse security constraints and the UAV's flight parameters. At each time slot $n \in [N]$, given legitimate users' beamformers $(\mathbf{w}_{b,1}[n], \mathbf{w}_c[n])$ and UAV's flight parameters $(\mathbf{v}[n], \mathbf{a}[n], \mathbf{L}_a[n])$, the objective function of under H_1 is defined as follows

$$\begin{aligned} & R(\mathbf{w}_{b,1}[n], \mathbf{w}_c[n], \mathbf{v}[n], \mathbf{a}[n], \mathbf{L}_a[n]) \\ &= \kappa \frac{1}{N} \sum_{n=1}^N P_{sc}^{ba,1}[n] R_s^1[n] + (1 - \kappa) \frac{1}{N} \sum_{n=1}^N P_{cc}^{ca}[n] R_c. \end{aligned} \quad (19)$$

The corresponding optimization problem under H_1 for each

$n \in [N]$ can be formulated as:

$$P1 : \quad \max_{\substack{\mathbf{w}_{b,1}[n], \mathbf{w}_c[n], \\ \mathbf{v}[n], \mathbf{a}[n], \mathbf{L}_a[n]}} R(\mathbf{w}_{b,1}[n], \mathbf{w}_c[n], \mathbf{v}[n], \mathbf{a}[n], \mathbf{L}_a[n]) \quad (20a)$$

$$\text{s.t.} \quad P_{so}^{bw,1}[n] \leq \eta_s, \quad (20b)$$

$$P_e[n] \geq 1 - \epsilon, \quad (20c)$$

$$\|\mathbf{w}_{b,1}[n]\|^2 \leq Q_b^{\max}, \quad (20d)$$

$$\|\mathbf{w}_c[n]\|^2 \leq Q_c^{\max}, \quad (20e)$$

$$v_{\min} \leq \|\mathbf{v}[n]\|^2 \leq v_{\max}, \quad (20f)$$

$$\|\mathbf{a}[n]\|^2 \leq a_{\max}, \quad (20g)$$

$$\mathbf{L}_a[0] = \mathbf{L}_0, \mathbf{L}_a[N] = \mathbf{L}_N, \quad (20h)$$

$$\mathbf{v}[0] = v_0, \mathbf{v}[n] = v_N, \quad (20i)$$

$$(1), (2). \quad (20j)$$

Note that $R_s^1[n]$ is the secret rate in n -th time slot in (20a), which obtains from

$$R_s^1[n] = \max\{R_t - R_w^1[n], 0\}. \quad (21)$$

The optimization problem P_1 under state H_1 corresponds to a multi-objective optimization problem. We use a coefficient κ to weight Bob's average secret rate and $1 - \kappa$ to weight Carlo's average covert rate in the objective function (20a), respectively. Note that the constraints (20b) and (20c) represent Bob's SCP and Willie's DEP at state H_1 , respectively. The constraints (20d) and (20e) are related to Bob's and Willie's beamformers. Finally, constraints (20f), (20g), (20h), (20i), and (20j) concern the UAV's velocity, acceleration, and trajectory.

Under state H_0 , only Bob transmits. The corresponding optimization problem for $\forall n \in [N]$ is formulated as follows:

$$P2 : \quad \max_{\substack{\mathbf{w}_{b,0}[n], \\ \mathbf{v}[n], \mathbf{a}[n], \mathbf{L}_a[n]}} \frac{1}{N} \sum_{n=1}^N P_{sc}^{ba,0}[n] R_s^0[n] \quad (22a)$$

$$\text{s.t.} \quad P_{so}^{bw,0}[n] \leq \eta_s, \quad (22b)$$

$$\|\mathbf{w}_{b,0}[n]\|^2 \leq Q_b^{\max}, \quad (22c)$$

$$(20f) - (20j). \quad (22d)$$

where $R_s^0[n]$ is the secret rate in n -th time slot, which is obtained in a similar way to $R_s^1[n]$. Note that objective function (22a) is Bob's average effective secret rate. The constraints (22b) and (22c) are related to Bob's SOP and beamformer.

III. MAIN RESULTS

A. Derivations of Optimization Constraints

To derive the closed forms of SCP, SOP, and CCP, we use the following Lemma 1 from [47].

Lemma 1. For a Gaussian random vector $\mathbf{x} \sim \mathcal{CN}(\boldsymbol{\mu}, \boldsymbol{\Sigma})$ with the eigen-decomposition of its covariance matrix $\boldsymbol{\Sigma} = \boldsymbol{\Psi} \boldsymbol{\Lambda} \boldsymbol{\Psi}^H$. For a given $\bar{\mathbf{Q}}$, the cumulative distribution function (CDF) of $\mathbf{x}^H \bar{\mathbf{Q}} \mathbf{x}$ is given by

$$\Pr\{\mathbf{x}^H \bar{\mathbf{Q}} \mathbf{x} \leq \tau\} = \frac{1}{2\pi} \int_{-\infty}^{\infty} \frac{e^{\tau(j\omega + \beta)}}{j\omega + \beta} \times \frac{e^{-c}}{\det(\mathbf{I} + (j\omega + \beta)\bar{\mathbf{Q}})} d\omega, \quad (23)$$

for some $\beta \geq 0$ such that $\mathbf{I} + \beta\mathbf{Q}$ is positive definite, where $\mathbf{Q} = \mathbf{\Lambda}^{H/2}\mathbf{\Psi}^H\bar{\mathbf{Q}}\mathbf{\Psi}\mathbf{\Lambda}^{1/2}$, $\chi = \mathbf{\Lambda}^{1/2}\mathbf{\Psi}^H\boldsymbol{\mu}$, and $c = \chi^H\left(\mathbf{I} + \frac{1}{j\omega + \beta}\bar{\mathbf{Q}}^{-1}\right)^{-1}\chi$.

1) *Secrecy Connection Probability*: Bob's SCP at state H_1 is given as

$$P_{sc}^{ba,1}[n] = 1 - \Pr\{\mathbf{x}_{ca}^H[n]\mathbf{x}_{ca}[n] \geq \tau_{ca}^1[n]\} \\ = 1 - \exp\left(-\frac{|\mathbf{h}_{ba}^H[n]\mathbf{w}_{b,1}[n]|^2 - (2^{R_t} - 1)\sigma_a^2[n]}{(2^{R_t} - 1)|\mathbf{h}_{ca}^H[n]\mathbf{w}_c[n]|^2}\right). \quad (24)$$

Proof. To obtain the result of $\Pr\{\text{SNR}_{ba,1}[n] \leq 2^{R_t} - 1\}$ in Eq. (14), we define $\mathbf{x}_{ca}[n] = \mathbf{h}_{ca}^H[n]\mathbf{w}_c[n]$. It follows from Eqs. (9) and (14), that $\mathbf{x}_{ca}[n] \sim \mathcal{CN}(0, \lambda_{ca}^1\mathbf{I})$ and

$$\mathbf{x}_{ca}^H[n]\mathbf{x}_{ca}[n] \geq \frac{|\mathbf{h}_{ba}^H[n]\mathbf{w}_{b,1}[n]|^2}{2^{R_t} - 1} - \sigma_a^2[n] =: \tau_{ca}^1[n], \quad (25)$$

based on Lemma 1 and let $\bar{\mathbf{Q}} = \mathbf{I}$, it follows from Eqs. (23) and (25) that

$$\Pr\{\mathbf{x}_{ca}^H[n]\mathbf{x}_{ca}[n] \geq \tau_{ca}^1[n]\} \\ = 1 - \frac{1}{2\pi} \int_{-\infty}^{\infty} \frac{e^{\tau_{ca}^1[n](j\omega + \beta)}}{j\omega + \beta} \times \frac{1}{\det(\mathbf{I} + (j\omega + \beta)\mathbf{\Lambda})} d\omega \quad (26)$$

$$= 1 - \frac{1}{2\pi} \int_{\beta - j\infty}^{\beta + j\infty} \frac{e^{\tau_{ca}^1[n]s}}{s} \times \frac{1}{1 + s\lambda_{ca}^1[n]} ds \quad (27)$$

$$= 1 - \frac{1}{2\pi} \oint_{\mathcal{C}} \frac{e^{\tau_{ca}^1[n]s}}{s} \times \frac{1}{1 + s\lambda_{ca}^1[n]} ds. \quad (28)$$

where \mathcal{C} is a contour of integration containing the imaginary axis and the whole left half plane of the complex. And $\lambda_{ca}^1[n] = |\mathbf{h}_{ca}^H[n]\mathbf{w}_c[n]|^2$ is the eigenvalue of $\mathbf{x}_{ca}[n]$. To derive the expression of Eq. (28), we define

$$F(s) = \frac{e^{\tau_{ca}^1[n]s}}{s} \times \frac{1}{1 + s\lambda_{ca}^1[n]}. \quad (29)$$

It follows from Eq. (29) that the residue of $F(s)$ at $s = 0$ is

$$\text{Res}(F(s), 0) = \lim_{s \rightarrow 0} s \times \frac{e^{\tau_{ca}^1[n]s}}{s(1 + s\lambda_{ca}^1[n])} = \lim_{s \rightarrow 0} \frac{e^{\tau_{ca}^1[n]s}}{1 + s\lambda_{ca}^1[n]} = 1. \quad (30)$$

Furthermore, the residue of $F(s)$ at $s = -\frac{1}{\lambda_{ca}^1[n]}$ satisfy

$$\text{Res}\left(F(s), -\frac{1}{\lambda_{ca}^1[n]}\right) = \lim_{s \rightarrow -\frac{1}{\lambda_{ca}^1[n]}} \left(s + \frac{1}{\lambda_{ca}^1[n]}\right) \times \frac{e^{\tau_{ca}^1[n]s}}{s(1 + s\lambda_{ca}^1[n])} \\ = \lim_{s \rightarrow -\frac{1}{\lambda_{ca}^1[n]}} \frac{e^{\tau_{ca}^1[n]s}}{s\lambda_{ca}^1[n]} \\ = -e^{-\frac{\tau_{ca}^1[n]}{\lambda_{ca}^1[n]}}. \quad (31)$$

Thus,

$$\Pr\{\mathbf{x}_{ca}^H[n]\mathbf{x}_{ca}[n] \geq \tau_{ca}^1[n]\} = 1 - \left(\text{Res}_{s=0} F(s) + \text{Res}_{s=1/\tau_{ca}^1[n]} F(s)\right) \\ = e^{-\frac{\tau_{ca}^1[n]}{\lambda_{ca}^1[n]}}. \quad (32)$$

Combine the above definitions of λ_{ca}^1 , τ_{ca}^1 , and Eq. (32), we can obtain the result in Eq. (24). \square

Analogously, Bob's SCP at state H_0 can be given as

$$P_{sc}^{ba,0}[n] = 1 - \Pr\{\mathbf{x}_{ca}^H[n]\mathbf{x}_{ca}[n] \geq \tau_{ca}^0[n]\} \\ = \exp\left(-\frac{(2^{R_t} - 1)\sigma_a^2[n]}{|\mathbf{h}_{ba}^H[n]\mathbf{w}_{b,0}[n]|^2}\right). \quad (33)$$

2) *Secret Outage Probability*: Analogous to the derivation of SCP, Bob's SOP at state H_0 and H_1 can be respectively given as

$$P_{so}^0[n] = 1 - \exp\left(-\frac{(2^{R_w} - 1)\sigma_w^2[n]}{|\mathbf{h}_{bw}^H[n]\mathbf{w}_0[n]|^2}\right), \quad (34)$$

$$P_{so}^1[n] = \exp\left(-\frac{|\mathbf{h}_{bw}^H[n]\mathbf{w}_{b,1}[n]|^2 - (2^{R_w} - 1)\sigma_w^2[n]}{(2^{R_w} - 1)|\mathbf{h}_{cw}^H[n]\mathbf{w}_c[n]|^2}\right). \quad (35)$$

3) *Covert Connection Probability*: Based on the SIC scheme, Carlo's CCP equals Bob's SCP multiplied by Carlo's connection probability after Alice decodes Bob's secret message. Therefore, Carlo's CCP is given by

$$P_{cc}^{ca}[n] = \left[1 - \exp\left(-\frac{|\mathbf{h}_{ba}^H[n]\mathbf{w}_{b,1}[n]|^2 - (2^{R_t} - 1)\sigma_a^2[n]}{(2^{R_t} - 1)|\mathbf{h}_{ca}^H[n]\mathbf{w}_c[n]|^2}\right)\right] \\ \times \exp\left(-\frac{(2^{R_c} - 1)\sigma_a^2[n]}{|\mathbf{h}_{ca}^H[n]\mathbf{w}_c[n]|^2}\right). \quad (36)$$

Note that the above formulation holds because the $\text{SNR}_{ba,1}[n]$ and $\text{SNR}_{ca}[n]$ are independent.

4) *Detection Performance at Willie*: On Willie's side, there are two possible states exist for detecting Carlo's transmission, i.e., H_0 and H_1 , where H_0 represents the null state, indicating that Carlo is keeping silence, and H_1 denotes Carlo is transmitting signals to Alice. Therefore, the variances of the received signals corresponding to these two states at Willie are

$$\begin{cases} \sigma_w^0[n] =: |\mathbf{h}_{bw}^H[n]\mathbf{w}_{b,0}[n]|^2 + \sigma_w^2[n], & H_0, \\ \sigma_w^1[n] =: |\mathbf{h}_{bw}^H[n]\mathbf{w}_{b,1}[n]|^2 + |\mathbf{h}_{cw}^H[n]\mathbf{w}_c[n]|^2 + \sigma_w^2[n], & H_1. \end{cases} \quad (37)$$

To detect whether Carlo is transmitting to Alice or not, Willie uses binary hypothesis testing. Thus, the optimal test that minimizes $P_e[n]$ is the likelihood ratio test with $\psi^* = 1$ as the threshold [48], which is given by

$$\frac{\mathbb{P}_1 \triangleq \prod_{i=1}^m f(z^i[n]|H_1)}{\mathbb{P}_0 \triangleq \prod_{i=1}^m f(z^i[n]|H_0)} \underset{H_0}{\overset{H_1}{\geq}} 1, \quad (38)$$

where $f(z^i[n]|H_1) = \mathcal{CN}(0, \sigma_w^1[n])$ and $f(z^i[n]|H_0) = \mathcal{CN}(0, \sigma_w^0[n])$ are the likelihood functions of $z^i[n]$ at states H_1 and H_0 , respectively. Therefore, Willie's optimal decision rule to minimize the total error rate in n -th time slot is

$$T_w[n] \triangleq \frac{1}{m} \sum_i |z^i[n]|^2 \underset{H_0}{\overset{H_1}{\geq}} Q_{th}[n], \quad (39)$$

where the test statistic $T_w[n]$ is the average power of each received symbol at Willie and $Q_{th}^*[n]$ is the optimal threshold

for $T_w[n]$ in n -th time slot, which is given by

$$Q_{\text{th}}^*[n] = \frac{\sigma_w^1[n]\sigma_w^0[n]}{\sigma_w^1[n] - \sigma_w^0[n]} \ln \left(\frac{\sigma_w^1[n]}{\sigma_w^0[n]} \right). \quad (40)$$

Note that the radiometer with $Q_{\text{th}}^*[n]$ is indeed the optimal detector when Willie knows the likelihood functions exactly (i.e., when there are no nuisance parameters embedded in the likelihood functions). Note that $T_w[n]$ is a chi-squared random variable with $2n$ degrees of freedom, the likelihood functions of $T_w[n]$ at states H_0 and H_1 are respectively given by

$$f(T_w[n]|H_0) = \frac{T_w^{m-1}[n]}{\Gamma(m)} \left(\frac{m}{\sigma_w^0[n]} \right)^m e^{-\frac{mT_w[n]}{\sigma_w^0[n]}}, \quad (41)$$

$$f(T_w[n]|H_1) = \frac{T_w^{m-1}[n]}{\Gamma(m)} \left(\frac{m}{\sigma_w^1[n]} \right)^m e^{-\frac{mT_w[n]}{\sigma_w^1[n]}}, \quad (42)$$

where $\Gamma(m) = (m-1)!$ is the Gamma function. Hence, the false alarm probability $P_F[n]$ and the miss detection probability $P_M[n]$ in Eq. (18) are respectively given by

$$\begin{aligned} P_F[n] &= \Pr(T_w[n] > Q_{\text{th}}[n]|H_0) \\ &= \int_{Q_{\text{th}}[n]}^{\infty} \frac{T_w^{m-1}[n]}{\Gamma(m)} \left(\frac{m}{\sigma_w^0[n]} \right)^m e^{-\frac{mT_w[n]}{\sigma_w^0[n]}} dT_w[n] \\ &= 1 - \frac{\gamma\left(m, \frac{mQ_{\text{th}}[n]}{\sigma_w^0[n]}\right)}{\Gamma(m)}, \end{aligned} \quad (43)$$

and

$$\begin{aligned} P_M[n] &= \Pr(T_w[n] < Q_{\text{th}}[n]|H_1) \\ &= \int_0^{Q_{\text{th}}[n]} \frac{T_w^{m-1}[n]}{\Gamma(m)} \left(\frac{m}{\sigma_w^1[n]} \right)^m e^{-\frac{mT_w[n]}{\sigma_w^1[n]}} dT_w[n] \\ &= \frac{\gamma\left(m, \frac{mQ_{\text{th}}[n]}{\sigma_w^1[n]}\right)}{\Gamma(m)}, \end{aligned} \quad (44)$$

where

$$\gamma(m, x) = \int_0^x e^{-t} t^{m-1} dt = (m-1)! \left[1 - e^{-x} \sum_{k=0}^{m-1} \frac{x^k}{k!} \right]. \quad (45)$$

For simplicity, we define $\psi_0 := \frac{mQ_{\text{th}}[n]}{\sigma_w^0[n]}$ and $\psi_1 := \frac{mQ_{\text{th}}[n]}{\sigma_w^1[n]}$. The total error detection probability of Willie can be rewritten as

$$\begin{aligned} P_e[n] &= 1 - \frac{\gamma\left(m, \frac{mQ_{\text{th}}[n]}{\sigma_w^0[n]}\right)}{\Gamma(m)} + \frac{\gamma\left(m, \frac{mQ_{\text{th}}[n]}{\sigma_w^1[n]}\right)}{\Gamma(m)} \\ &= 1 - e^{-\psi_1} \sum_{k=0}^{m-1} \frac{\psi_1^k}{k!} + e^{-\psi_0} \sum_{k=0}^{m-1} \frac{\psi_0^k}{k!}. \end{aligned} \quad (46)$$

Based on the secret and covert communication performance metrics, i.e., SCP and SOP for the secret user Bob, CCP and DEP for the covert user Carlo, and UAV's flight constraints, we will give the solution to the optimization problems.

B. Solutions to Optimization Problems

Based on the aforementioned analysis and results, the objective function of P1 can be expressed as Eq. (47), which is on the top of the next page. Note that the problem P1 is challenging to solve due to the complicated objective function and the constraints. To address this, a SCA-BCD iterative algorithm is

proposed to solve the optimization problems approximately using results from the previous subsection. Specifically, to solve the optimization problem P1, we first optimize the secret and covert beamformers for any given UAV's trajectory. Subsequently, we optimize the UAV's velocity, acceleration, and flight trajectory based on the optimized secret and covert beamformers. We solve the optimization problem P1, and problem P2 can be solved similarly.

1) Secret and Covert Beamforming Design: Given the UAV's velocity $\mathbf{v}[n]$, acceleration $\mathbf{a}[n]$, and trajectory $\mathbf{L}_a[n]$, the objective function $R(\mathbf{w}_{b,1}[n], \mathbf{w}_c[n], \mathbf{v}[n], \mathbf{a}[n], \mathbf{L}_a[n])$ in Eq. (47) degenerates to $R(\mathbf{w}_{b,1}[n], \mathbf{w}_c[n])$. Thus, the optimization problem P1 degenerates as

$$\begin{aligned} \text{P1.1: } & \max_{\mathbf{w}_{b,1}[n], \mathbf{w}_c[n]} R(\mathbf{w}_{b,1}[n], \mathbf{w}_c[n]) \\ & \text{s.t.} \quad (20b), (20c), (20d), (20e). \end{aligned} \quad (48a) \quad (48b)$$

Note that problem P1.1 is challenging to solve due to the complicated objective function (48a) and the covertness constraint (20c). Consistent with the previous study [43], we consider the case of perfect covertness, which corresponds to $P_e = 1$, i.e., $\epsilon = 0$. Note that perfect covertness can be achieved in multi-user collaborative transmission since we consider that Willie's location is available to Bob and Carlo, and considering the perfect covertness can effectively analyze the boundary performance of the proposed scheme. Furthermore, when the UAV trajectory and the flight parameters are fixed, the optimization problem equals maximizing the objective function in each time slot. To address the proposed optimization problems, we adopt the SDR technique [49] in a fixed time slot. Thus, we have

$$h_{\dagger a} = \mathbf{h}_{\dagger a}^H \mathbf{h}_{\dagger a}, \quad h_{\dagger w} = \mathbf{h}_{\dagger w}^H \mathbf{h}_{\dagger w}, \quad (49)$$

$$\mathbf{W}_c = \mathbf{w}_c \mathbf{w}_c^H \Leftrightarrow \mathbf{W}_c \succ 0, \quad \text{rank}(\mathbf{W}_c) = 1, \quad (50)$$

$$\mathbf{W}_{b,1} = \mathbf{w}_{b,1} \mathbf{w}_{b,1}^H \Leftrightarrow \mathbf{W}_{b,1} \succ 0, \quad \text{rank}(\mathbf{W}_{b,1}) = 1. \quad (51)$$

In the case of perfect covertness, the constraint (20c) satisfy

$$\begin{aligned} Q_b^{\max} \text{Tr}(\mathbf{h}_{b,w}^H \mathbf{h}_{b,w}) \\ = \text{Tr}(\mathbf{h}_{b,w}^H \mathbf{W}_{b,1} \mathbf{h}_{b,w}) + \text{Tr}(\mathbf{h}_{c,w}^H \mathbf{W}_c \mathbf{h}_{c,w}). \end{aligned} \quad (52)$$

Note that the SOP constraint (20b) holds when the inequality takes the equal, thus we have

$$R_w^1 = \log \left(1 + \frac{Q_b^{\max} \text{Tr}(\mathbf{h}_{b,w}^H \mathbf{h}_{b,w}) - \text{Tr}(\mathbf{h}_{c,w}^H \mathbf{W}_c \mathbf{h}_{c,w})}{\sigma_w - \ln \eta_s \text{Tr}(\mathbf{h}_{c,w}^H \mathbf{W}_c \mathbf{h}_{c,w})} \right). \quad (53)$$

By substituting Eqs. (49)–(52) into $R(\mathbf{w}_{b,1}[n], \mathbf{w}_c[n])$ in (48a), the objective function in the fixed UAV's trajectory for a determined time slot can be rewritten as $R(\mathbf{W}_c)$ in Eq. (54) on the top of next page.

Lemma 2. *The objective function $R(\mathbf{W}_c)$ exhibits at least one inflection point $\text{Tr}(\mathbf{W}_c)^*$ in the interval $(0, \infty)$.*

Proof. Since $R(\mathbf{W}_c)$ is too complicated to directly prove its monotonicity. The inflection point can be analyzed as follows. Case 1: when $\text{Tr}(\mathbf{W}_c) = 0$, the sum rate $G(\mathbf{W}_c) = \kappa P_{sc}^1 R_s^1$ due to zero covert rate.

Case 2: when $\text{Tr}(\mathbf{W}_c) \rightarrow \infty$, the sum rate $G(\mathbf{W}_c) = 0$ due to the 100% connection outage.

$$R(\mathbf{w}_{b,1}[n], \mathbf{w}_c[n], \mathbf{v}[n], \mathbf{a}[n], \mathbf{L}_a[n]) = \frac{\kappa}{N} \sum_{n=1}^N \left[1 - \exp\left(-\frac{|\mathbf{h}_{ba}^H[n] \mathbf{w}_{b,1}[n]|^2 - (2^{R_t} - 1) \sigma_a^2[n]}{(2^{R_t} - 1) |\mathbf{h}_{ca}^H[n] \mathbf{w}_c[n]|^2}\right) \right] R_s^1[n] \\ + \frac{(1-\kappa)}{N} \sum_{n=1}^N \left\{ \left[1 - \exp\left(-\frac{|\mathbf{h}_{ba}^H[n] \mathbf{w}_{b,1}[n]|^2 - (2^{R_t} - 1) \sigma_a^2[n]}{(2^{R_t} - 1) |\mathbf{h}_{ca}^H[n] \mathbf{w}_c[n]|^2}\right) \right] \times \exp\left(-\frac{(2^{R_c} - 1) \sigma_a^2[n]}{|\mathbf{h}_{ca}^H[n] \mathbf{w}_c[n]|^2}\right) \right\} R_c. \quad (47)$$

$$R(\mathbf{W}_c) = \kappa \left[1 - \exp\left(-\frac{Q_b^{\max} \text{Tr}(\mathbf{h}_{ba}^H \mathbf{h}_{ba}) - \text{Tr}(\mathbf{h}_{cw}^H \mathbf{W}_c \mathbf{h}_{cw}) - (2^{R_t} - 1) \sigma_a^2}{(2^{R_t} - 1) \text{Tr}(\mathbf{h}_{ca}^H \mathbf{W}_c \mathbf{h}_{ca})}\right) \right] \times \left[R_t - \log\left(1 + \frac{Q_b^{\max} \text{Tr}(\mathbf{h}_{bw}^H \mathbf{h}_{bw}) - \text{Tr}(\mathbf{h}_{cw}^H \mathbf{W}_c \mathbf{h}_{cw})}{\sigma_w - \text{Tr}(\mathbf{h}_{cw}^H \mathbf{W}_c \mathbf{h}_{cw})}\right) \right] \\ + (1-\kappa) \left\{ \left[1 - \exp\left(-\frac{Q_b^{\max} \text{Tr}(\mathbf{h}_{bw}^H \mathbf{h}_{bw}) - \text{Tr}(\mathbf{h}_{cw}^H \mathbf{W}_c \mathbf{h}_{cw}) - (2^{R_t} - 1) \sigma_a^2}{(2^{R_t} - 1) \text{Tr}(\mathbf{h}_{ca}^H \mathbf{W}_c \mathbf{h}_{ca})}\right) \right] \times \exp\left(-\frac{(2^{R_c} - 1) \sigma_a^2}{\text{Tr}(\mathbf{h}_{ca}^H \mathbf{W}_c \mathbf{h}_{ca})}\right) \right\} R_c. \quad (54)$$

Case 3: when $\text{Tr}(\mathbf{W}_c)$ increases from 0, the sum rate $G(\mathbf{W}_c)$ also increases. The proof is as follows, when $\text{Tr}(\mathbf{W}_c) \rightarrow 0^+$, it is denoted by $\text{Tr}(\mathbf{W}_c)^{0+}$. Thus, the objective function only includes the secret rate, and it can be expressed as

$$\lim_{\text{Tr}(\mathbf{W}_c) \rightarrow 0^+} R(\text{Tr}(\mathbf{W}_c)) = \kappa P_{sc}^1 \left(\text{Tr}(\mathbf{W}_c)^{0+} \right) R_s, \quad (55)$$

when $\text{Tr}(\mathbf{W}_c)^{0+}$ increases $\Delta \text{Tr}(\mathbf{W}_c)$, the objective function can be expressed as

$$\lim_{\Delta \text{Tr}(\mathbf{W}_c) \rightarrow 0^+} R\left(\text{Tr}(\mathbf{W}_c)^{0+} + \Delta \text{Tr}(\mathbf{W}_c)\right) \\ = \kappa P_{sc}^1 \left(\text{Tr}(\mathbf{W}_c)^{0+} + \Delta \text{Tr}(\mathbf{W}_c) \right) R_s \\ + (1-\kappa) P_{sc}^1 \left(\text{Tr}(\mathbf{W}_c)^{0+} + \Delta \text{Tr}(\mathbf{W}_c) \right) R_c. \quad (56)$$

Thus the increase of the sum of the secure rate is as follows

$$\lim_{\Delta \text{Tr}(\mathbf{W}_c) \rightarrow 0} R\left(\text{Tr}(\mathbf{W}_c)^{0+} + \Delta \text{Tr}(\mathbf{W}_c)\right) - \lim_{\text{Tr}(\mathbf{W}_c) \rightarrow 0^+} R(\text{Tr}(\mathbf{W}_c)) \\ = (1-\kappa) P_{sc}^1 \left(\text{Tr}(\mathbf{W}_c)^{0+} + \Delta \text{Tr}(\mathbf{W}_c) \right) R_c \geq 0. \quad (57)$$

Since the objective function initially increases and eventually decreases to zero, there is at least one inflection point in the objective function. Thus, this lemma is proved. \square

Based on the SDR technology and ignoring the rank-one constraints, the optimization problem P1.1 transforms to P1.2,

$$\text{P1.2 : } \max_{\mathbf{W}_c} R(\mathbf{W}_c) \quad (58a)$$

$$\text{s.t. } \text{Tr}(\mathbf{W}_c) \leq Q_c^{\max}, \quad (58b)$$

$$\mathbf{W}_c \succ 0. \quad (58c)$$

Theorem 1. *The optimal solution to P1.2 is given as*

$$\mathbf{W}_c^* = \arg \max_{\mathbf{W}_c \in \mathcal{W}_c} R(\mathbf{W}_c), \quad (59)$$

where $\mathcal{W}_c = \{\mathbf{W}_c | (58b), (58c)\}$, the secret beamformer \mathbf{W}_c^* and covert beamformer $\mathbf{W}_{b,1}^*$ can be obtained from Eq. (52) by singular value decomposition (SVD) or Gaussian randomization procedure (GRP) [49].

Proof. From Lemma 2, the optimal rate satisfies $\frac{dR(\mathbf{W}_c)}{d\text{Tr}(\mathbf{W}_c)} = 0$. Thus, we adopt a BSA to find the optimal transmit power $\text{Tr}(\mathbf{W}_c)^*$ for Carlo and use the perfect covertness constraint

Eq. (52) to obtain the optimal transmit power $\text{Tr}(\mathbf{W}_{b,1})^*$ for Bob. The BSA is shown in Algorithm 1. Furthermore, \mathbf{W}_c^* and $\mathbf{W}_{b,1}^*$ can be obtained with SVD. Therefore, the optimal beamformers $\mathbf{w}_{b,1}$ and \mathbf{w}_c can be obtained using SVD when $\text{rank}(\mathbf{W}_{b,1}^*)=1$ and $\text{rank}(\mathbf{W}_c^*)=1$, i.e., $\mathbf{W}_{b,1}^* = \mathbf{w}_{b,1} \mathbf{w}_{b,1}^H$ and $\mathbf{W}_c^* = \mathbf{w}_c \mathbf{w}_c^H$. When $\text{rank}(\mathbf{W}_{b,1}^*) > 1$ and $\text{rank}(\mathbf{W}_c^*) > 1$, the GRP is used to produce a high-quality solution. \square

Algorithm 1 Proposed BSA to solve the optimization problem P1.2.

- 1: **Input:** $\mathbf{L}_a, \mathbf{L}_b, \mathbf{L}_w, \mathbf{L}_c, Q_c^{\max}, R_t, R_c, \eta_s, P_e = 1$, and the pre-defined accuracy $\zeta_1 > 0$;
- 2: **Output:** $\text{Tr}(\mathbf{W}_c)^*$;
- 3: Initialize $q_0 = 0, q_1 = Q_c^{\max}$, and calculate the first order derivation of $R(\mathbf{W}_c)$ respective to $\text{Tr}(\mathbf{W}_c)$;
- 4: **while** $q_1 - q_0 \geq \zeta_1$ **do**
- 5: set $q_m = \frac{q_0 + q_1}{2}$;
- 6: **if** $R(q_m) > 0$ **then**
- 7: $q_0 = q_m$;
- 8: **else**
- 9: $q_1 = q_m$;
- 10: **end if**
- 11: **end while**

Note that P1.2 can obtain a high-quality solution for the secret and covert beamformers optimization. Furthermore, the optimal secret and covert beamformers in each time slot can be obtained based on the aforementioned method.

2) **Trajectory, Velocity, and Acceleration Optimization:** The optimal secret beamformer $\mathbf{w}_{b,1}[n]$ and covert beamformer $\mathbf{w}_c[n]$ can be obtained by solving P1.1. Thus given the above beamformers, the objective function $R(\mathbf{w}_{b,1}[n], \mathbf{w}_c[n], \mathbf{v}[n], \mathbf{a}[n], \mathbf{L}_a[n])$ in Eq. (47) degenerates to $R(\mathbf{v}[n], \mathbf{a}[n], \mathbf{L}_a[n])$. Therefore, the optimization problem for UAV's velocity, acceleration, and trajectory can be given as

$$\text{P1.3 : } \max_{\mathbf{v}[n], \mathbf{a}[n], \mathbf{L}_a[n]} R(\mathbf{v}[n], \mathbf{a}[n], \mathbf{L}_a[n]) \quad (60a)$$

$$\text{s.t. } (1), (2), (20f) - (20i). \quad (60b)$$

The above optimization problem P1.3 is complicated to solve due to the non-convex objective function and the velocity constraint. Note that to address P1.3 is equivalent to maximizing the sum of secret and covert rates in each time slot.

$$R(\mu_{ba}[n], \mu_{ca}[n]) = \kappa \left[1 - \exp\left(-\frac{N_b h_{ba}(\mu_{ba}[n]) \text{Tr}(\mathbf{W}_c[n]) - (2^{R_t} - 1) \sigma_a^2[n]}{\text{Tr}(\mathbf{W}_c[n]) (2^{R_t} - 1) N_c h_{ca}(\mu_{ca}[n])}\right) \right] \times \left[R_t - \log\left(1 + \frac{N_b h_{bw} Q_b^{\max} - N_c h_{cw} \text{Tr}(\mathbf{W}_c[n])}{\sigma_w[n] - N_c h_{cw} \ln \eta_s \text{Tr}(\mathbf{W}_c[n])}\right) \right] \\ + (1 - \kappa) \left[1 - \exp\left(-\frac{N_b h_{ba}(\mu_{ba}[n]) \text{Tr}(\mathbf{W}_c[n]) - (2^{R_t} - 1) \sigma_a^2[n]}{\text{Tr}(\mathbf{W}_c[n]) (2^{R_t} - 1) N_c h_{ca}(\mu_{ca}[n])}\right) \right] \times \exp\left(-\frac{(2^{R_c} - 1) \sigma_a^2[n]}{\text{Tr}(\mathbf{W}_c[n]) N_c h_{ca}(\mu_{ca}[n])}\right) \Big] R_c \quad (65)$$

Since we consider that the number of time slots is large enough, the period of each time slot is sufficiently small such that the location of the UAV is considered to be approximately unchanged within each time slot. Thus, the UAV's velocity and acceleration can be considered constant within each time slot but vary between time slots. Since the air-to-ground path-loss exponents are set to $\xi_{\dagger a} = -2$, the channel gains from the ground users to the UAV and warden respectively given as

$$\text{Tr}(\mathbf{h}_{\dagger w}^H[n] \mathbf{h}_{\dagger w}[n]) = N_{\dagger} h_{\dagger w}[n], \quad (61)$$

$$\begin{aligned} \text{Tr}(\mathbf{h}_{\dagger a}^H[n] \mathbf{h}_{\dagger a}[n]) &= N_{\dagger} h_{\dagger a}(\mathbf{L}_a[n])[n] \\ &= N_{\dagger} \lambda_0 (d_{\dagger a}[n])^{\xi_{\dagger a}} \\ &= \frac{N_{\dagger} \lambda_0}{H^2 + \|\mathbf{L}_a[n] - \mathbf{L}_{\dagger}[n]\|^2}. \end{aligned} \quad (62)$$

Note that the objective function in P1.3 is still non-convex, and it is hard to solve. In order to achieve a convex approximation of the objective function, we further proceed as follows

$$\mu_{ba}[n] = \|\mathbf{L}_a[n] - \mathbf{L}_b[n]\|^2, \quad (63)$$

$$\mu_{ca}[n] = \|\mathbf{L}_a[n] - \mathbf{L}_c[n]\|^2. \quad (64)$$

Therefore, the objective function in P1.3 can be rewritten as $R(\mu_{ba}[n], \mu_{ca}[n])$ in Eq. (65). Note that the objective function is a binary function with respect to $\mu_{ba}[n]$ and $\mu_{ca}[n]$. Given the reference UAV's trajectory $\mathbf{L}_a^r[n]$ for $\forall n \in [N]$ of the , i.e., $\mu_{ba}^r[n]$ and $\mu_{ca}^r[n]$, we can solve the optimization problem P1.3 approximately using the SCA method. The first-order Taylor expansion of $R(\mu_{ba}[n], \mu_{ca}[n])$ in Eq. (65) is defined as

$$\begin{aligned} \tilde{R}(\mu_{ba}[n], \mu_{ca}[n]) &:= R(\mu_{ba}^r[n], \mu_{ca}^r[n]) \\ &+ \frac{\partial R(\mu_{ba}[n], \mu_{ca}[n])}{\partial \mu_{ba}[n]} (\mu_{ba}[n] - \mu_{ba}^r[n]) \\ &+ \frac{\partial R(\mu_{ba}[n], \mu_{ca}[n])}{\partial \mu_{ca}[n]} (\mu_{ca}[n] - \mu_{ca}^r[n]), \end{aligned} \quad (66)$$

where $\frac{\partial R(\mu_{ba}[n], \mu_{ca}[n])}{\partial \mu_{ba}[n]}$ and $\frac{\partial R(\mu_{ba}[n], \mu_{ca}[n])}{\partial \mu_{ca}[n]}$ are the partial derivative of $R(\mu_{ba}[n], \mu_{ca}[n])$ respect to $\mu_{ba}[n]$ and $\mu_{ca}[n]$, respectively. Since the minimum velocity constraint (20f) is still non-convex, thus given the reference velocity vector $\mathbf{v}^r[n]$, it can be approximated using the first-order Taylor expansion

$$v_{\min} \leq \mathbf{v}^r[n] + 2(\mathbf{v}^r[n])^T (\mathbf{v}[n] - \mathbf{v}^r[n]). \quad (67)$$

Therefore, the problem P1.3 can be approximated as

$$\text{P1.4: } \max_{\substack{\mathbf{v}[n], \mathbf{a}[n], \mathbf{L}_a[n], \\ \mu_{ba}[n], \mu_{ca}[n]}} \tilde{R}(\mu_{ba}[n], \mu_{ca}[n]) \quad (68a)$$

$$\text{s.t. } (1), (2), (20f) - (20i), (63), (64). \quad (68b)$$

Note that the above optimization problem is convex, thus it can be solved by the CVX tools [50]. By solving the opti-

Algorithm 2 Proposed SCA-BCD algorithm to approximately solve the original optimization problem P1.

- 1: **Input:** $\mathbf{L}_a[0], \mathbf{L}_a[N], \mathbf{L}_b, \mathbf{L}_w, \mathbf{L}_c, Q_b^{\max}, Q_c^{\max}, R_t, R_c, \eta_s, P_e, \mu_{ba}^0[n], \mu_{ca}^0[n], \mathbf{v}^0[n], \mathbf{a}^0[n]$, and the pre-defined accuracy $\zeta_2 > 0$.
- 2: **Output:** $\tilde{R}(\mu_{ba}^*[n], \mu_{ca}^*[n]), \mathbf{w}_{b,1}^*[n], \mathbf{w}_c^*[n], \mathbf{v}^*[n], \mathbf{a}^*[n]$, and $\mathbf{L}_a^*[n]$.
- 3: **while** $|\tilde{R}(\mu_{ba}^k[n], \mu_{ca}^k[n]) - \tilde{R}(\mu_{ba}^{k-1}[n], \mu_{ca}^{k-1}[n])| \geq \zeta_2$ **do**
- 4: **Optimizing the secret and covert beamformers:**
Given $\mathbf{v}^{k-1}[n], \mathbf{a}^{k-1}[n]$, and $\mathbf{L}_a^{k-1}[n]$, solve P1.2 to update $\mathbf{w}_{b,1}^k[n]$ and $\mathbf{w}_c^k[n]$, respectively.
- 5: **Optimizing the UAV's velocity, acceleration, and trajectory:**
Given the secret beamformer $\mathbf{w}_{b,1}^k[n]$ and covert beamformer $\mathbf{w}_c^k[n]$, solve P1.4 to update $\mathbf{L}_a^k[n], \mathbf{v}^k[n]$, and $\mathbf{a}^k[n]$, respectively.
- 6: $k = k + 1$;
- 7: **end while**

mization problem P1.4, we can obtain a high-quality feasible solution of the UAV's trajectory, velocity, and acceleration for optimization problem P1.3.

3) **Overall Algorithm:** We propose a BCD algorithm to solve the original optimization P1 problem by integrating the SDR-based BSA and the SCA algorithm. Specifically, the SCA-BCD algorithm process is given in Algorithm 2. Furthermore, we can obtain the solution to the benchmark problem P2 using the proposed SCA-BCD algorithm.

4) **Complexity Analysis:** Note that Algorithm 1 is based on SDR and BSA, the computational complexity of Algorithm 1 is $\mathcal{O}\left((N_b + N_c)^4 \sqrt{N_b + N_c} \log(1/\zeta_1)\right)$ [49], [50]. In addition, the computational complexity of the SCA algorithm is $\mathcal{O}(IN^3)$, where I is the iteration number. Therefore, the total computational complexity of the SCA-BCD Algorithm 2 is $\mathcal{O}\left(I^2 N^3 + I(N_b + N_c)^4 \sqrt{N_b + N_c} \log(1/\zeta_1)\right)$. Analogously, the computational complexity of the solution to P2 is $\mathcal{O}\left(I^2 N^3 + I(N_b)^4 \sqrt{N_b} \log(1/\zeta_1)\right)$.

IV. NUMERICAL RESULTS

In this section, we present extensive numerical examples to illustrate our results in Lemma 2 and Theorem 1, and the proposed SCA-BCD algorithm, where the key numerical parameters are set as follows. The number of antennas at Bob and Willie are $N_b = 2$ and $N_c = 2$. The original and terminal positions of Alice are $\mathbf{L}_a[0] = (0, 0, 200)$ and $\mathbf{L}_a[N] = (500, 500, 200)$, and the positions of Bob, Carlo, and Willie are $\mathbf{L}_b = (200, 300)$, $\mathbf{L}_w = (100, 400)$, $\mathbf{L}_c = (200, 150)$, respectively. The maximum transmit power of Bob and Carlo

is $Q_b^{\max} = 30$ dBm and $Q_c^{\max} = 0$ dBm, respectively. The target secret rates of Bob and Carlo are $R_t = 16$ bps and $R_c = 4$ bps, and the SOP and DEP are $\eta_s = 0.01$ and $P_e = 1$. The path-loss exponent of the ground channel and the air-to-ground are $\xi_{ba} = \xi_{ca} = -2$ and $\xi_{bw} = \xi_{cw} = -3$, respectively. Both the path-loss reference at 1 meter and the excessive path-loss coefficient are -10 dB [40]. The Rician factors between Bob and Alice, and between Carlo and Alice are $K_{ba} = 3$ dB and $K_{ca} = 0$ dB, respectively. The noise power at Alice and Willie are $\sigma_a^2 = \sigma_w^2 = -90$ dBm [30]. Specifically, we illustrate the numerical results of Bob's SCP and SOP at states H_0 and H_1 , respectively. We give the numerical results of Carlo's CCP and Willie's DEP at state H_1 . Furthermore, we exhibit the effect of channel Rician factors on the sum of the secret and covert transmission rates. Finally, to demonstrate the performance of the proposed algorithm, we illustrate the optimal transmit power of legitimate users and the UAV's flight parameters.

In Fig. 2, we plot Bob's SCPs in Eqs. (33) and (24) under both states H_0 and H_1 as a function of Bob's target rate R_t at UAV's original position. From Fig. 2, it is observed that as the target rate of Bob increases, both the SCPs at states H_0 and H_1 decrease from 1 to 0, which implies that communication outage will occur when the target rate becomes large under the certain channel condition. Furthermore, we can observe that the SCP at state H_0 is larger than that of the state H_1 at a specific target rate of Bob. This is because Carlo's gain is a component of the denominator in Alice's SNR at state H_1 , resulting in a lower SNR of Alice at state H_1 compared to state H_0 . Note that increasing the number of antennas will improve the SCP at both states H_0 and H_1 .

In Fig. 3, we plot Bob's SOPs in Eqs. (34) and (35) at both states H_0 and H_1 as a function of the secret rate redundancy. From Fig. 3, we can observe that as Bob's secret rate redundancy increases, both the SOPs at states H_0 and H_1 rise. This indicates that secret outages are more likely to occur as the target rate redundancy grows under specific channel conditions. Since a higher target rate redundancy corresponds to a lower secrecy rate R_s , it results in a greater probability of secret outage. Similar to the SCPs, we can observe that the SOPs at state H_0 are larger than that of the state H_1

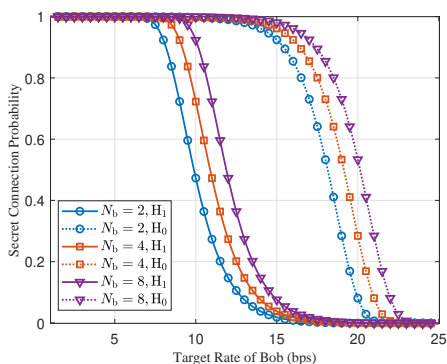


Fig. 2. Numerical plots of Bob's SCPs versus Bob's target rate R_t at UAV's original position at states H_0 and H_1 with different numbers of antenna for Bob, where $N_c = 2$, $Q_b^{\max} = 30$ dBm, $Q_c^{\max} = 0$ dBm, $\xi_{ba} = \xi_{ca} = -2$, $K_{ba} = 3$ dB, $K_{ca} = 0$ dB, and $\sigma_a^2 = -90$ dBm.

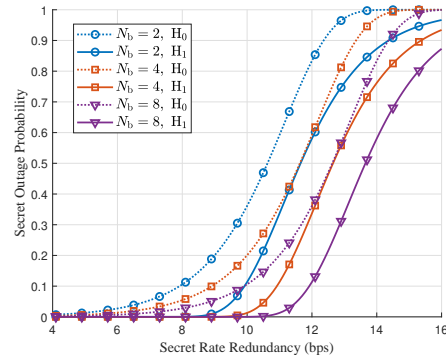


Fig. 3. Numerical plots of Bob's SOPs versus Bob's secret rate redundancy at states H_0 and H_1 with different numbers of antenna of Bob, where $N_c = 2$, $Q_b^{\max} = 30$ dBm, $Q_c^{\max} = 0$ dBm, $\xi_{bw} = \xi_{cw} = -3$, and $\sigma_w^2 = -90$ dBm.

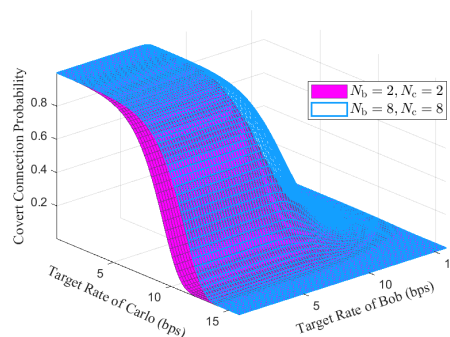


Fig. 4. Numerical plots of Carlo's CCPs versus Carlo's target rate R_c at UAV's original position with different numbers of antennas of Bob and Carlo, where $Q_b^{\max} = 30$ dBm, $Q_c^{\max} = 0$ dBm, $\xi_{ba} = \xi_{ca} = -2$, $K_{ba} = 3$ dB, $K_{ca} = 0$ dB, and $\sigma_a^2 = -90$ dBm.

at a specific target rate redundancy of Bob. This is because Carlo's gain is a component of the denominator in Willie's SNR under state H_1 , leading to a lower SNR for Willie under H_1 compared to H_0 . Note that more antennas at Bob leads to a smaller SOP at both states H_0 and H_1 due to the diversity gain from multiple antennas.

In Fig. 4, we plot Carlo's CCP in Eq. (36) as a function of Bob's target rate R_t and Carlo's target rate R_c at UAV's original position. From Fig. 4, we can observe that as Bob's and Carlo's target rates increase, the CCP decreases from 1 to 0, which indicates that covert connection outages will occur when Bob's or Carlo's target rates become large under specific channel conditions. This phenomenon includes two aspects of explanations, firstly, as Bob's target rate increases, the communication link between Bob and Alice is more likely to be outage, leading to a connection outage between Carlo and Alice. Second, even if reliable communication is maintained between Bob and Alice, a larger Carlo's target rate will result in a connection outage between Carlo and Alice. Similarly, we can observe that increasing the number of antennas will improve the CCP due to the diversity gain provided by multiple antennas.

In Fig. 5, we plot Willie's DEP versus the detection threshold for different block lengths. It can be seen from

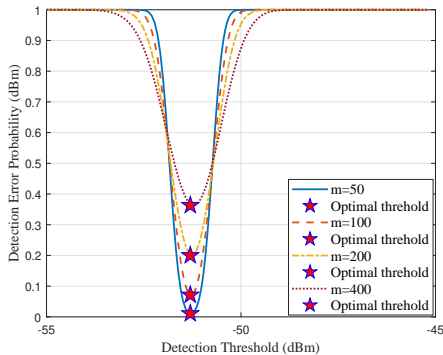


Fig. 5. Numerical plots of Willie's DEP versus Willie's detection threshold for different block lengths, where $Q_b^{\max} = 30$ dBm, $Q_c^{\max} = 0$ dBm, $\xi_{bw} = \xi_{cw} = -3$, and $\sigma_w^2 = -90$ dBm.

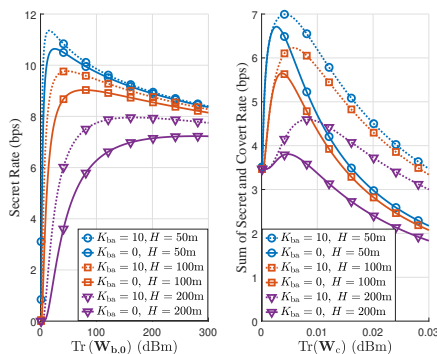


Fig. 6. Numerical plots of secret rate and the sum of the secret and covert rate versus Bob's and Carlo's transmit power at the UAV's original position, respectively, with different Rician factors and UAV altitudes, where $Q_b^{\max} = 30$ dBm, $Q_c^{\max} = 0$ dBm, $R_t = 16$ bps, $R_c = 4$ bps, $\xi_{ba} = \xi_{ca} = -2$, and $\sigma_a^2 = \sigma_w^2 = -90$ dBm.

Fig. 5 that the DEP initially decreases and then increases as the detection threshold increases, indicating the presence of an optimal threshold and the minimum DEP value. Note that the minimum DEP decreases as the signal sequence length increases, as Willie can make more informed judgments with larger sequences. This observation is consistent with the theoretical analysis in Eq. (46). Moreover, it suggests that perfect covertness can be achieved through collaboration between Bob and Carlo, corresponding to $P_e = 1$.

On the left part of Fig. 6, we plot Bob's secret rate at state H_0 for different channel Rician factors and UAV altitudes as a function of Bob's transmit power. As observed, Bob's secret rate increases initially and then decreases with the transmit power, indicating the existence of an optimal transmit power for Bob and an optimal beamformer. On the right part of Fig. 6, we plot the sum of Bob's secret and Carlo's covert rates at state H_1 for different Rician factors and UAV altitudes as a function of the transmit power of Carlo. Similarly, these curves indicate the existence of optimal transmit power and beamformer for both Bob and Carlo. The above observations are consistent with Lemma 2 and Theorems 1.

In Figs. 7 and 8, we demonstrate the convergence performance of the proposed algorithm. Specifically, in Fig. 7,

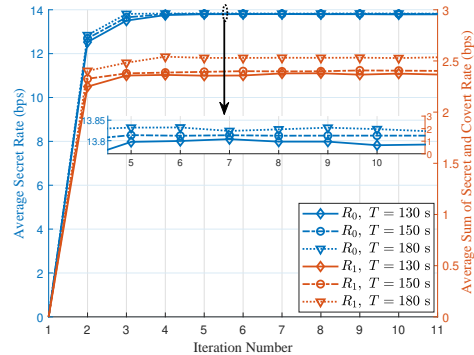


Fig. 7. Numerical plots Bob's average secret and the sum of Bob's average secret and Carlo's average covert rates versus the iteration number at states H_0 and H_1 , where $Q_b^{\max} = 30$ dBm, $Q_c^{\max} = 0$ dBm, $R_t = 16$ bps, $R_c = 4$ bps, $\kappa = 0.5$, $\xi_{ba} = \xi_{ca} = -2$, $\xi_{bw} = \xi_{cw} = -3$, and $\sigma_a^2 = \sigma_w^2 = -90$ dBm.

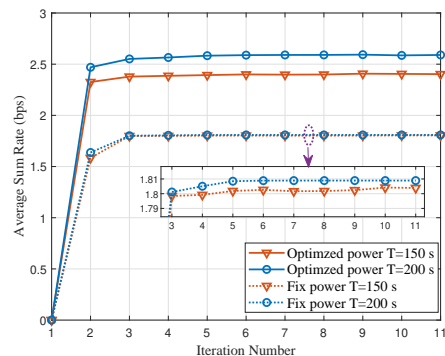


Fig. 8. Numerical plots of the sum of Bob's average secret and Carlo's average covert rates versus the iteration number, where $Q_b^{\max} = 30$ dBm, $Q_c^{\max} = 0$ dBm, $R_t = 16$ bps, $R_c = 4$ bps, $\kappa = 0.5$, $\xi_{ba} = \xi_{ca} = -2$, $\xi_{bw} = \xi_{cw} = -3$, and $\sigma_a^2 = \sigma_w^2 = -90$ dBm.

we plot Bob's average secret and the sum of Bob's average secret and Carlo's average covert rates at states H_0 and H_1 , respectively. Clearly, Bob's average secret at state H_0 is significantly larger than that of the sum of Bob's average secret and Carlo's average covert rates at state H_1 , and the average rate creases when the flight periods increase. In Fig. 8, we plot the sum of Bob's average secret and Carlo's average covert rates under the cases of optimal secret and covert beamformers and the fixed transmit beamformers. This observation exhibits the remarkable performance of the proposed algorithm.

In Fig. 9, we plot the sum of secret and covert rates versus the weight κ . We keep the air-ground link's path loss constant while gradually increasing the path loss of Willie's links to the legitimate users Bob and Carlo. From Fig. 9, we can observe that Willie's channel quality significantly impacts the sum of the secret and covert rates. Specifically, when Willie's path loss is close to that of Bob, the covert rate dominates the sum of the security rates. Conversely, the secret rate dominates the security rates when Willie's path loss deteriorates. This observation indicates that either the secret rate or the covert rate can dominate the sum of the security rates. More importantly, we obtain the near Pareto front of the multi-objective optimization problem.

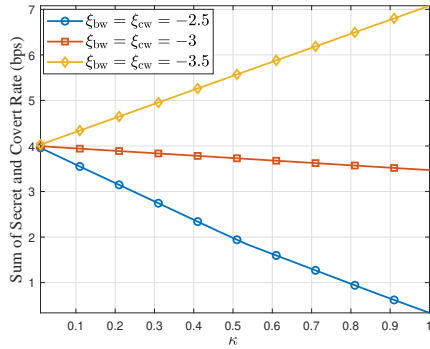


Fig. 9. Numerical plots of the sum of secret and covert rate versus the weight κ with different Willie's path loss at the UAV's original position, where $Q_b^{\max} = 30$ dBm, $Q_c^{\max} = 0$ dBm, $R_t = 16$ bps, $R_c = 4$ bps, $\xi_{ba} = \xi_{ca} = -2$, $\xi_{bw} = \xi_{cw} = -3$, and $\sigma_a^2 = \sigma_w^2 = -90$ dBm.

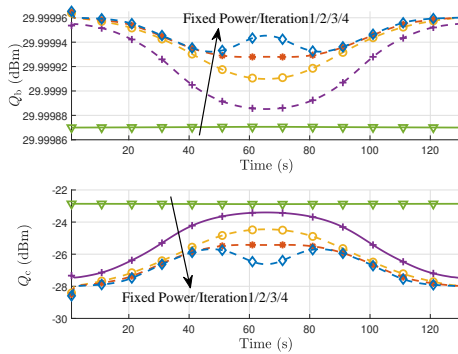


Fig. 10. Numerical plots of optimal transmit power of Bob and Carlo during the UAV trajectory, where $Q_b^{\max} = 30$ dBm, $Q_c^{\max} = 0$ dBm, $R_t = 16$ bps, $R_c = 4$ bps, $\kappa = 0.5$, $\xi_{ba} = \xi_{ca} = -2$, $\xi_{bw} = \xi_{cw} = -3$, and $\sigma_a^2 = \sigma_w^2 = -90$ dBm.

In Figs. 10, 11, and 12, we plot the optimal transmit power of Bob and Carlo in each iteration, the optimal UAV's velocity and acceleration, and the optimal UAV's trajectory, respectively. In Fig. 10, based on the perfect covert constraint in (44), the transmit power of Bob and Carlo is optimized during the UAV flight period, respectively. In Fig. 11, we respectively plot the optimal UAV's velocity and the acceleration, which corresponds to the UAV's trajectory in Fig. 12 when $T = 130$ s. In Fig. 12, we plot the UAV's trajectories in different flight periods. Compared to the straight flight, the proposed algorithm optimized the UAV's trajectory effectively.

V. CONCLUSION

We proposed a multi-user collaborative secret and covert uplink transmission scheme using NOMA and analyzed the performance of our scheme via optimization problems that maximized the sum of secret and covert rates under constraints on security and reliability. Our results provided feasible solutions for the designs of the beamforming method of ground users and UAV's trajectory and revealed the influence of channel parameters and design parameters.

There are several avenues for future studies. Firstly, we assumed quasi-static fading channels when a fixed-wing UAV is used. In contrast, when a rotation-wing UAV is used, the block

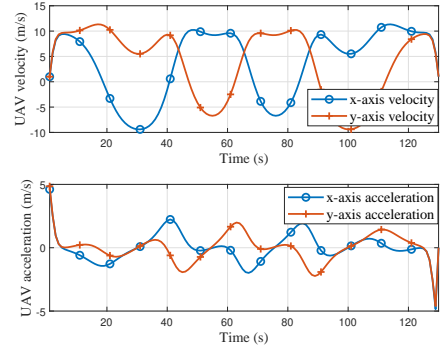


Fig. 11. Numerical plots of optimal velocity and acceleration during the UAV trajectory, where $Q_b^{\max} = 30$ dBm, $Q_c^{\max} = 0$ dBm, $R_t = 16$ bps, $R_c = 4$ bps, $\kappa = 0.5$, $\xi_{ba} = \xi_{ca} = -2$, $\xi_{bw} = \xi_{cw} = -3$, and $\sigma_a^2 = \sigma_w^2 = -90$ dBm, $v_{\min} = 1$ m/s, $v_{\max} = 20$ m/s, $a_{\max} = 10$ m/s.

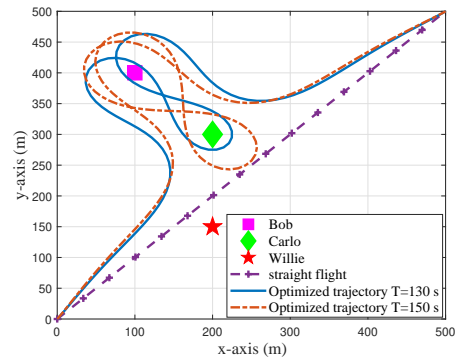


Fig. 12. Numerical plots of comparison of optimal UAV trajectories of different flight periods, where $Q_b^{\max} = 30$ dBm, $Q_c^{\max} = 0$ dBm, $R_t = 16$ bps, $R_c = 4$ bps, $\xi_{ba} = \xi_{ca} = -2$, $\xi_{bw} = \xi_{cw} = -3$, and $\sigma_a^2 = \sigma_w^2 = -90$ dBm, $v_{\min} = 1$ m/s, $v_{\max} = 20$ m/s, $a_{\max} = 10$ m/s.

fading channel is practical and one can generalize our results to this case to account for both uplink and downlink multi-user UAV communications [51]. Secondly, we assumed perfect CSI knowledge at the UAV receiver and a single adversary. However, practical communication systems usually involve multiple adversaries and CSI estimation can be imperfect. Thus, one can generalize our results to the case of multiple adversaries with imperfect CSI. To do so, one might need to combine ideas in covert transmission over imperfect CSI [43], multiple adversaries [39], the uncertainty of the eavesdropper's location [34], and a multiple antenna adversary [52].

REFERENCES

- [1] M. Mozaffari, W. Saad, M. Bennis, Y.-H. Nam, and M. Debbah, "A tutorial on UAVs for wireless networks: Applications, challenges, and open problems," *IEEE Commun. Surveys Tuts.*, vol. 21, no. 3, pp. 2334–2360, 3rd Quart.2019.
- [2] M. Adil, M. A. Jan, Y. Liu, H. Abulkasim, A. Farouk, and H. Song, "A systematic survey: security threats to UAV-aided IoT applications, taxonomy, current challenges and requirements with future research directions," *IEEE Trans. Intell. Transp. Syst.*, vol. 24, no. 2, pp. 1437–1455, Feb. 2022.
- [3] J. Xu, X. Cheng, and L. Bai, "A 3-D space-time-frequency non-stationary model for low-altitude UAV mmWave and massive MIMO aerial fading channels," *IEEE Trans. Antennas Propag.*, vol. 70, no. 11, pp. 10936–10950, Nov. 2022.

- [4] Z. Wei, F. Liu, C. Masouros, N. Su, and A. P. Petropulu, "Toward multifunctional 6G wireless networks: Integrating sensing, communication, and security," *IEEE Wirel. Commun.*, vol. 60, no. 4, pp. 65–71, Apr. 2022.
- [5] J. Liu, W. Liu, Q. Wu, D. Li, and S. Chen, "Survey on key security technologies for space information networks," *J. Commun. Info. Net. (JCIN)*, vol. 1, no. 1, pp. 72–85, Jun. 2016.
- [6] C. E. Shannon, "Communication theory of secrecy systems," *Bell Syst. Tech. J.*, vol. 28, no. 4, pp. 656–715, Oct. 1949.
- [7] X. Chen, D. W. K. Ng, W. H. Gerstacker, and H.-H. Chen, "A survey on multiple-antenna techniques for physical layer security," *IEEE Commun. Surveys Tuts.*, vol. 19, no. 2, pp. 1027–1053, 2nd Quart. 2016.
- [8] A. D. Wyner, "The wire-tap channel," *Bell Syst. Tech. J.*, vol. 54, no. 8, pp. 1355–1387, Oct. 1975.
- [9] I. Csiszár and J. Körner, "Broadcast channels with confidential messages," *IEEE Trans. Inf. Theory*, vol. 24, no. 3, pp. 339–348, May 1978.
- [10] W. Trappe, "The challenges facing physical layer security," *IEEE Wirel. Commun.*, vol. 53, no. 6, pp. 16–20, Jun. 2015.
- [11] H. Mahdavi and A. Vardy, "Achieving the secrecy capacity of wiretap channels using polar codes," *IEEE Trans. Inf. Theory*, vol. 57, no. 10, pp. 6428–6443, Oct. 2011.
- [12] D. Klinc, J. Ha, S. W. McLaughlin, J. Barros, and B.-J. Kwak, "LDPC codes for the Gaussian wiretap channel," *IEEE Trans. Inf. Forensics Secur.*, vol. 6, no. 3, pp. 532–540, Aug. 2011.
- [13] B. A. Bash, D. Goeckel, and D. Towsley, "Limits of reliable communication with low probability of detection on AWGN channels," *IEEE J. Sel. Areas Commun.*, vol. 31, no. 9, pp. 1921–1930, Sep. 2013.
- [14] L. Wang, G. W. Wornell, and L. Zheng, "Fundamental limits of communication with low probability of detection," *IEEE Trans. Inf. Theory*, vol. 62, no. 6, pp. 3493–3503, Jun. 2016.
- [15] M. R. Bloch, "Covert communication over noisy channels: A resolvability perspective," *IEEE Trans. Inf. Theory*, vol. 62, no. 5, pp. 2334–2354, May 2016.
- [16] Q. Zhang, M. Bakshi, and S. Jaggi, "Covert communication with polynomial computational complexity," *IEEE Trans. Inf. Theory*, vol. 66, no. 3, pp. 1354–1384, Mar. 2019.
- [17] I. A. Kadampot, M. Tahmasbi, and M. R. Bloch, "Multilevel-coded pulse-position modulation for covert communications over binary-input discrete memoryless channels," *IEEE Trans. Inf. Theory*, vol. 66, no. 10, pp. 6001–6023, Oct. 2020.
- [18] X. Chen *et al.*, "Covert communications: A comprehensive survey," *IEEE Commun. Surveys Tuts.*, vol. 25, no. 2, pp. 1173–1198, 2nd Quart. 2023.
- [19] L. Bai, J. Xu, and L. Zhou, "Covert communication for spatially sparse mmwave massive MIMO channels," *IEEE Trans. Commun.*, vol. 71, no. 3, pp. 1615–1630, Mar. 2023.
- [20] J. Wang *et al.*, "Physical layer security for UAV communications: A comprehensive survey," *China Commun.*, vol. 19, no. 9, pp. 77–115, Sep. 2022.
- [21] H. Wu *et al.*, "Energy-efficient and secure air-to-ground communication with jittering UAV," *IEEE Trans. Veh. Technol.*, vol. 69, no. 4, pp. 3954–3967, Apl. 2020.
- [22] X. Sun, W. Yang, and Y. Cai, "Secure communication in NOMA-assisted millimeter-wave swipt uav networks," *IEEE Internet Things J.*, vol. 7, no. 3, pp. 1884–1897, Dec. 2019.
- [23] X. Liu *et al.*, "RIS-UAV enabled worst-case downlink secrecy rate maximization for mobile vehicles," *IEEE Trans. Veh. Technol.*, vol. 72, no. 5, pp. 6129–6141, May 2023.
- [24] B. Duo, Q. Wu, X. Yuan, and R. Zhang, "Energy efficiency maximization for full-duplex UAV secrecy communication," *IEEE Trans. Veh. Technol.*, vol. 69, no. 4, pp. 4590–4595, Mar. 2020.
- [25] M. Li, X. Tao, N. Li, H. Wu, and J. Xu, "Secrecy energy efficiency maximization in UAV-enabled wireless sensor networks without eavesdropper's CSI," *IEEE Internet Things J.*, vol. 9, no. 5, pp. 3346–3358, Jul. 2021.
- [26] G. Zhang, Q. Wu, M. Cui, and R. Zhang, "Securing UAV communications via joint trajectory and power control," *IEEE Trans. Wireless Commun.*, vol. 18, no. 2, pp. 1376–1389, Feb. 2019.
- [27] T. Li *et al.*, "Secure UAV-to-vehicle communications," *IEEE Trans. Commun.*, vol. 69, no. 8, pp. 5381–5393, Apl. 2021.
- [28] S. Wang, L. Li, R. Ruby, X. Ruan, J. Zhang, and Y. Zhang, "Secrecy-energy-efficiency UAV-enabled two-way maximization for relay systems," *IEEE Trans. Veh. Technol.*, vol. 72, no. 10, pp. 12 900–12 911, May 2023.
- [29] X. Zhou, S. Yan, D. W. K. Ng, and R. Schober, "Three-dimensional placement and transmit power design for UAV covert communications," *IEEE Trans. Veh. Technol.*, vol. 70, no. 12, pp. 13 424–13 429, Dec. 2021.
- [30] S. Yan, S. V. Hanly, and I. B. Collings, "Optimal transmit power and flying location for UAV covert wireless communications," *IEEE J. Sel. Areas Commun.*, vol. 39, no. 11, pp. 3321–3333, Nov. 2021.
- [31] X. Zhou, S. Yan, J. Hu, J. Sun, J. Li, and F. Shu, "Joint optimization of a UAV's trajectory and transmit power for covert communications," *IEEE Trans. Signal Process.*, vol. 67, no. 16, pp. 4276–4290, Aug. 2019.
- [32] J. Hu, Y. Wu, R. Chen, F. Shu, and J. Wang, "Optimal detection of UAV's transmission with beam sweeping in covert wireless networks," *IEEE Trans. Veh. Technol.*, vol. 69, no. 1, pp. 1080–1085, Jan. 2019.
- [33] J. Zhang, X. Chen, M. Li, and M. Zhao, "Optimized throughput in covert millimeter-wave UAV communications with beam sweeping," *IEEE Wirel. Commun. Lett.*, vol. 10, no. 4, pp. 720–724, Apr. 2020.
- [34] X. Jiang, Z. Yang, N. Zhao, Y. Chen, Z. Ding, and X. Wang, "Resource allocation and trajectory optimization for UAV-enabled multi-user covert communications," *IEEE Trans. Veh. Technol.*, vol. 70, no. 2, pp. 1989–1994, Feb. 2021.
- [35] Y. Su, S. Fu, J. Si, C. Xiang, N. Zhang, and X. Li, "Optimal hovering height and power allocation for UAV-aided NOMA covert communication system," *IEEE Wirel. Commun. Lett.*, vol. 12, no. 6, pp. 937–941, Jun. 2023.
- [36] Z. Li, X. Liao, J. Shi, L. Li, and P. Xiao, "MD-GAN-based UAV trajectory and power optimization for cognitive covert communications," *IEEE Internet Things J.*, vol. 9, no. 12, pp. 10 187–10 199, Jun. 2021.
- [37] X. Zhou, S. Yan, F. Shu, R. Chen, and J. Li, "UAV-enabled covert wireless data collection," *IEEE J. Sel. Areas Commun.*, vol. 39, no. 11, pp. 3348–3362, Nov. 2021.
- [38] R. Zhang, X. Chen, M. Liu, N. Zhao, X. Wang, and A. Nallanathan, "UAV relay assisted cooperative jamming for covert communications over Rician fading," *IEEE Trans. Veh. Technol.*, vol. 71, no. 7, pp. 7936–7941, Apr. 2022.
- [39] X. Chen, N. Zhang, J. Tang, M. Liu, N. Zhao, and D. Niyato, "UAV-aided covert communication with a multi-antenna jammer," *IEEE Trans. Veh. Technol.*, vol. 70, no. 11, pp. 11 619–11 631, Nov. 2021.
- [40] X. Chen, M. Sheng, N. Zhao, W. Xu, and D. Niyato, "UAV-relayed covert communication towards a flying warden," *IEEE Trans. Commun.*, vol. 69, no. 11, pp. 7659–7672, Nov. 2021.
- [41] H.-M. Wang, Y. Zhang, X. Zhang, and Z. Li, "Secrecy and covert communications against UAV surveillance via multi-hop networks," *IEEE Trans. Commun.*, vol. 68, no. 1, pp. 389–401, Jan. 2019.
- [42] M. Forouzes, P. Azmi, A. Kuhestani, and P. L. Yeoh, "Joint information-theoretic secrecy and covert communication in the presence of an untrusted user and warden," *IEEE Internet Things J.*, vol. 8, no. 9, pp. 7170–7181, May 2020.
- [43] S. Ma *et al.*, "Robust beamforming design for covert communications," *IEEE Trans. Inf. Forensics Secur.*, vol. 16, pp. 3026–3038, 2021.
- [44] L. Bai, Q. Chen, T. Bai, and J. Wang, "UAV-enabled secure multiuser backscatter communications with planar array," *IEEE J. Sel. Areas Commun.*, vol. 40, no. 10, pp. 2946–2961, Oct. 2022.
- [45] L. Tao, W. Yang, S. Yan, D. Wu, X. Guan, and D. Chen, "Covert communication in downlink NOMA systems with random transmit power," *IEEE Wirel. Commun. Lett.*, vol. 9, no. 11, pp. 2000–2004, Nov. 2020.
- [46] J. Hu, S. Yan, X. Zhou, F. Shu, and J. Li, "Covert wireless communications with channel inversion power control in Rayleigh fading," *IEEE Trans. Veh. Technol.*, vol. 68, no. 12, pp. 12 135–12 149, Dec. 2019.
- [47] J. Park, Y. Sung, D. Kim, and H. V. Poor, "Outage probability and outage-based robust beamforming for mimo interference channels with imperfect channel state information," *IEEE Trans. Wireless Commun.*, vol. 11, no. 10, pp. 3561–3573, Oct. 2012.
- [48] S. Yan, B. He, X. Zhou, Y. Cong, and A. L. Swindlehurst, "Delay-intolerant covert communications with either fixed or random transmit power," *IEEE Trans. Inf. Forensics Secur.*, vol. 14, no. 1, pp. 129–140, Jan. 2018.
- [49] Z.-Q. Luo, W.-K. Ma, A. M.-C. So, Y. Ye, and S. Zhang, "Semidefinite relaxation of quadratic optimization problems," *IEEE Signal Process. Mag.*, vol. 27, no. 3, pp. 20–34, May 2010.
- [50] M. Grant and S. Boyd, "CVX: Matlab software for disciplined convex programming, version 2.1," <https://cvxr.com/cvx>, Mar. 2014.
- [51] M. Hua, L. Yang, Q. Wu, and A. L. Swindlehurst, "3D UAV trajectory and communication design for simultaneous uplink and downlink transmission," *IEEE Trans. Commun.*, vol. 68, no. 9, pp. 5908–5923, Sep. 2020.
- [52] K. Shahzad, X. Zhou, and S. Yan, "Covert wireless communication in presence of a multi-antenna adversary and delay constraints," *IEEE Trans. Veh. Technol.*, vol. 68, no. 12, pp. 12 432–12 436, Dec. 2019.