

Entity Decomposition with Filtering: A Zero-Shot Clinical Named Entity Recognition Framework

Reza Averly
The Ohio State University
averly.1@osu.edu

Xia Ning
The Ohio State University
ning.104@osu.edu

Abstract

Clinical named entity recognition (NER) aims to retrieve important entities within clinical narratives. Recent works have demonstrated that large language models (LLMs) can achieve strong performance in this task. While previous works focus on proprietary LLMs, we investigate how open NER LLMs, trained specifically for entity recognition, perform in clinical NER. In this paper, we aim to improve them through a novel framework, entity decomposition with filtering, or EDF. Our key idea is to decompose the entity recognition task into several retrievals of sub-entity types. We also introduce a filtering mechanism to remove incorrect entities. Our experimental results demonstrate the efficacy of our framework across all metrics, models, datasets, and entity types. Our analysis reveals that entity decomposition can recognize previously missed entities with substantial improvement. We further provide a comprehensive evaluation of our framework and an in-depth error analysis to pave future works.

1 Introduction

Clinical narratives hold immense value for clinical experts (Tayefi et al., 2021; Mahbub et al., 2022; Raghavan et al., 2014; Rannikmäe et al., 2021), largely due to their wealth of information often inaccessible in the structured data of electronic health records (EHR) (Mahbub et al., 2023; Goodman-Meza et al., 2022; Kharrazi et al., 2018; Rannikmäe et al., 2020; Hernandez-Boussard et al., 2019; Boag et al., 2018). Their free format, however, causes significant challenges for healthcare systems to utilize. The richness of information trapped within the narratives, followed by its significance, has spurred a plethora of works in tackling the *clinical information extraction* problem within the clinical NLP community (Wang et al., 2018; Landolsi et al., 2023).

One key building block in clinical information extraction is named entity recognition (NER), focusing on identifying clinical concepts within these narratives. As surveyed (Wang et al., 2018), prior studies rely on either traditional natural language processing (NLP) techniques or supervised learning methods. Nevertheless, the former approach can be fragile, while the latter requires significant effort to annotate. In addition, supervised methods cannot simply scale for the large number of concepts available in the clinical domain (Bodenreider, 2004).

In light of this, Large Language Models (LLMs), with their strong capabilities for zero and few-shot learning (Chowdhery et al., 2023; Brown et al., 2020; Thoppilan et al., 2022; Touvron et al., 2023), serve as promising solutions for clinical NER. While previous works focus on LLMs trained on general tasks (Agrawal et al., 2022; Liu et al., 2023; Gero et al., 2023), here we focus on LLMs specifically trained for entity recognition, or *open NER LLMs* (Zhou et al., 2023; Ding et al., 2024). Inspired by their results in clinical domain (Zhou et al., 2023), outperforming even proprietary LLMs (Brown et al., 2020), we conduct deeper investigations in this study. Surprisingly, our preliminary experiment (Section 5.1) suggests a stark performance gap between retrieving different clinical entities (Figure 2). For instance, an open NER LLM called UniversalNER (Zhou et al., 2023) performs significantly better at extracting medications rather than clinical treatments (85.88% vs 53.81% Exact Match F1-scores). Upon closer inspection, we find these unidentified treatment entities can be effectively recognized by exploiting *simpler, albeit specific*, entity types. For example, by explicitly specifying “medication” rather than “treatment” as input, the model can capture a substantial portion of the previously unidentified medication-related treatment entities.

Building upon this insight, we present a novel

framework, *entity decomposition with filtering*, or EDF, aimed at tackling clinical NER. To the best of our knowledge, we are the first to explore strategies to effectively use open NER LLMs in the clinical domain *without using any samples*. We draw inspiration from the divide-and-conquer paradigm (Knuth, 1998), which breaks down a complex problem into simpler sub-problems. Concretely, we posit that a direct retrieval of entities may be too complex for the model and instead propose to disentangle it into a series of retrievals through *entity decomposition*. Unlike the previous approach (Xie et al., 2023), entity decomposition breaks down the task by identifying through their *sub-entity types*, which, ideally, are easier to retrieve. Nonetheless, entity decomposition alone is insufficient since some sub-entity types do not form strict subsets (further discussed in Section 3.2.3). To address this, we introduce a *filtering* mechanism in our framework to further improve performance. We illustrate them in Figure 1

2 Related Work

2.1 LLMs for Clinical NER

LLMs are promising for many clinical tasks (Singhal et al., 2022; Agrawal et al., 2022; Clusmann et al., 2023). Concurrently, several works aim to improve their performance on clinical NER. For instance, Agrawal *et al.* (Agrawal et al., 2022) proposes a guided prompt design along with a resolver to handle the structured output space required by NER, while others (Hu et al., 2024, 2023; Liu et al., 2023) use prompt engineering. Outside the clinical domain, several works tackle NER either by framing it as a sequence labeling task (Wang et al., 2023), using label decomposition and syntactic augmentation (Xie et al., 2023), or improving the structured label space (Li et al., 2024), similar to Agrawal *et al.* (Agrawal et al., 2022). Most of these works focus on LLMs trained in handling diverse tasks such as ChatGPT (Brown et al., 2020). In contrast, we focus on open NER LLMs (Zhou et al., 2023; Ding et al., 2024), which have two key differences. First, they are trained specifically for entity recognition tasks and do not require structured output space handling (Agrawal et al., 2022; Li et al., 2024). Second, their instruction-tuning mostly focused on the diversity of entities rather than the instructions (e.g., keeping the prompt constant), which may limit the efficacy of prompt engineering techniques. Furthermore, unlike previous

works (Hu et al., 2024, 2023; Liu et al., 2023), *our work does not fall under prompt engineering*. Notably, prompt engineering is limited to prompt-based models, while our work is model-agnostic and, thus, is applicable to BERT-based models (Zaratiana et al., 2023).

2.2 Task Decomposition in LLMs

The idea of task decomposition, solving complex tasks through solving its constituent simpler sub-tasks, can be dated back to (Lazarou et al., 1998). Previous works propose task decompositions for LLMs to tackle complex problems (Zhou et al., 2022; Xie et al., 2023). Concurrent with our work, Xie *et al.* (Xie et al., 2023) suggests decomposing NER into a multi-turn dialogue, asking the model one question for each label. However, some open NER LLMs (Zhou et al., 2023) can only extract one label at a time, thus limiting the efficacy of Xie *et al.* (Xie et al., 2023). Here, *we propose to decompose NER on entity-level rather than label-level*. Concretely, we can further decompose each label into simpler labels. Our method also complements Xie *et al.* (Xie et al., 2023) since these decompositions can be performed sequentially. Besides, our work aims to improve open NER LLMs, which have several key differences from other LLMs as briefly discussed in Section 2.1

2.3 Open NER LLMs

Clinical narratives fall under domains with a large number of concepts and scarce annotations. Thus, developing open named entity recognition LLMs (Zhou et al., 2023; Ding et al., 2024) is timely and crucial research for clinical NER. Despite the progress, existing works focus on training the backbone models. Furthermore, these models present a unique challenge and cannot be treated similarly to other LLMs (Section 2.1). Our work paves a way to adapt them for clinical domains without finetuning.

3 Methodology

3.1 Problem Definition

Clinical narrative holds important entities about a patient’s medical history. In this work, we aim to tackle clinical NER, focusing on extracting them. We frame the problem through the lens of a text-generative task. Let x be a clinical narrative, and further let t be the *target entity type* we want to extract. We aim to retrieve the *target entities set* \mathcal{Y}

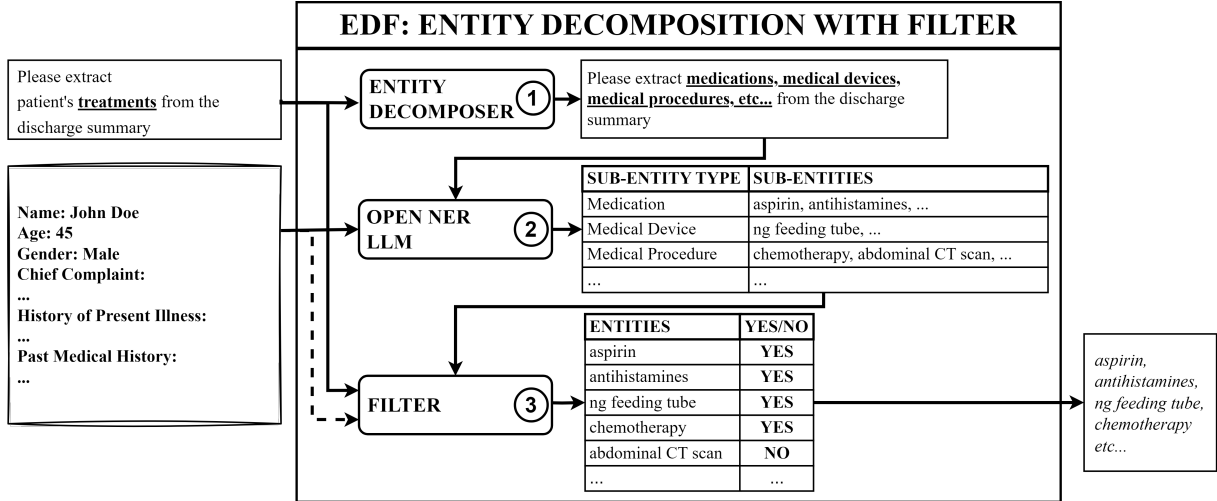


Figure 1: **ENTITY DECOMPOSITION WITH FILTERING**. Our novel framework is composed of three components: (1) **Entity Decomposer** breaks down the target entity type (e.g., treatment) into several sub-entity types (e.g., medication, medical device, medical procedure, etc), (2) **Open NER LLM** generates the sub-entities, (3) **Filter** removes disjointed sub-entities. See Section 3 for details.

corresponding to t from x . To illustrate, if x is a patient’s discharge summary and $t = \text{“medication”}$, then the goal is to extract medication entities in the discharge summary. In this case, the output can be $\mathcal{Y} = \{\text{“aspirin”}, \text{“methanol”}, \dots\}$.

3.2 ENTITY DECOMPOSITION WITH FILTERING

As introduced in Section 1, directly retrieving the target clinical entities may be too challenging, particularly for models without domain-specific training, such as open NER LLMs. In this work, we propose to break the task into multiple retrievals of *sub-entities* instead. We define sub-entities as subsets of the target clinical entities. Concretely, let $\hat{\mathcal{Y}}_i$ be a set of sub-entities corresponding to the i -th sub-entity type s_i and let $\hat{\mathcal{Y}}$ be our complete set, where ideally $\hat{\mathcal{Y}}_i \subseteq \hat{\mathcal{Y}}$. The first part of our framework, *entity decomposer*, aims to iteratively collect $\hat{\mathcal{Y}}_i$ to produce $\hat{\mathcal{Y}}$, or $\bigcup_{i=1}^N \hat{\mathcal{Y}}_i = \hat{\mathcal{Y}}$. The last part of our framework, *filter*, involves removing *disjoint sub-entity* set from $\hat{\mathcal{Y}}$. The filtered version $\hat{\mathcal{Y}}_f$ then serves as the final output. We provide more details of our framework in the following sections. Figure 1 presents the overall architecture of our framework EDF.

3.2.1 Entity Decomposer

To identify sub-entities $\hat{\mathcal{Y}}_i$, it is essential to define their types. Let $\mathcal{D}(t) = \mathcal{S}$ be an *entity decomposer* module, aimed to produce a set of N sub-entity types $\mathcal{S} = \{s_1, s_2, \dots, s_N\}$ using the target entity type t . We note that these sub-entity types can either be manually curated (which may involve clinical experts) or obtained using existing

tools such as a medical knowledge base (Bodenreider, 2004). Namely, clinical practitioners can resort to cost-effective approaches to construct \mathcal{D} . To illustrate how the module works, here we take “treatment” as an example. In a patient’s discharge summary, “treatment” constitutes a myriad of entities, including medications, medical procedures, and more (see Figure 1). In this case, \mathcal{D} aims to decompose $t = \text{“treatment”}$ into $\mathcal{S} = \{\text{“medication”}, \text{“medical procedure”}, \dots\}$.

3.2.2 Open NER LLM

After defining the sub-entity types \mathcal{S} , the next step is to retrieve all the sub-entities $\hat{\mathcal{Y}}$. In this work, we leverage an *open NER LLM*. We base its formal definition to (Zhou et al., 2023). Let f be an open NER LLM tasked to retrieve the sub-entities $\hat{\mathcal{Y}}_i$ of s_i from the clinical narrative x . That is, $f(x, s_i) = \hat{\mathcal{Y}}_i$. To construct the complete set $\hat{\mathcal{Y}}$, the model would iteratively collect $\hat{\mathcal{Y}}_i$ from each s_i . This may be of concern, given that it requires multiple iterations. To address this, we also consider other variants (Ding et al., 2024; Zaratiya et al., 2023) of open NER LLMs, which we formally define as $f^*(x, \mathcal{S}) = \hat{\mathcal{Y}}$. That is, in contrast to f , these variants are capable of simultaneously extracting multiple entity types at once, thereby reducing the whole iterative sub-entity retrievals to only one forward pass.

Next, we provide our reasons for using an *open NER LLM* in our framework. First, open NER LLMs are versatile in recognizing arbitrary entities, which is vital given that sub-entities are not confined to specific entities. This stands in contrast to traditional supervised NER models, which

are bounded by their predefined label sets. Second, in contrast to other LLMs, open NER LLMs are trained specifically for NER tasks, substantially reducing the effort of mapping LLM generative output to the structured output space of NER (Agrawal et al., 2022). In addition, our preliminary experiment in Section 5.1 suggests that open NER LLMs perform surprisingly well on recognizing basic clinical entities such as medications, making them strong candidates as our sub-entities retriever.

3.2.3 Filter

We discuss the last step of our framework here. Formally, let $\mathcal{L}(\hat{\mathcal{Y}}, \mathbf{t}, k) = \hat{\mathcal{Y}}_f$ be the *filter* module, where k denotes a *context* and $\hat{\mathcal{Y}}_f \subseteq \hat{\mathcal{Y}}$. In this framework, \mathcal{L} aims to eliminate sub-entities within $\hat{\mathcal{Y}}$ that do not fall under the target entity type \mathbf{t} based on its context k . Similarly, \mathcal{L} can also be viewed as a binary classifier, assigning a positive label if the entity corresponds to \mathbf{t} , and a negative label otherwise. The filter module then aggregates and outputs the positively classified entities.

Here, we discuss how some sub-entity types may not adhere to $\hat{\mathcal{Y}}_i \subseteq \hat{\mathcal{Y}}$. We formally define these atypical sub-entity types as \mathcal{S}'_i and their corresponding sub-entities as $\hat{\mathcal{Y}}'_i$, where $\hat{\mathcal{Y}}'_i \setminus \hat{\mathcal{Y}} \neq \emptyset$. Concretely, some sub-entities in $\hat{\mathcal{Y}}'_i$ are disjoint to $\hat{\mathcal{Y}}$, or they fall outside $\hat{\mathcal{Y}}$. Take “treatment” and “medical procedure” for example. While “treatment” includes “medical procedure”, not all “medical procedure” qualify as a “treatment”. For instance, in a clinical narrative, some medical procedures may serve purely for diagnosis rather than treatment. Thus, they do not fall under “treatment” and should be removed.

Next, we provide the rationale behind context in the filter module. Unlike general domain entities, clinical entities can largely rely on context cues. To illustrate, consider “adverse drug event (ADE)”, a clinically significant entity as evidenced by its association with emergency visits and hospitalizations (Zed et al., 2008; Lazarou et al., 1998). By definition, “ADE” is an *“injury resulting from a medical intervention”* (Henry et al., 2020). In our framework, one of its sub-entity types may be “injury”. However, for a filter to dictate whether an injury corresponds to “ADE”, it needs to be aware of other medical interventions and whether the injury stems from any of them. In other words, *the filter requires the context in which the entity occurs to provide an accurate prediction*. Moreover, our experiment suggests that while some clinical enti-

ties do not necessitate contextual information, they can derive benefit from it (see Section 5.3.3).

4 Experimental Setup

We provide the experimental setup here and leave the details in the Appendix. All of the base models are available in huggingface*.

4.1 Open NER LLMs

We take SOTA open NER LLMs in our experiment and further improve them. Per definition in Section 3.2.2, they may be categorized based on how many entity types can be extracted simultaneously. To this end, we use **UniversalNER** (Zhou et al., 2023) and **GNER** (Ding et al., 2024) as the representative for f and f^* , respectively. Concretely, we use UNIVERSALNER-TYPE-7B and GNER-LLAMA-7B. Both of them are finetuned on PileNER dataset (Zhou et al., 2023), which is generated from GPT 3.5 (Brown et al., 2020). In contrast to other LLMs, open NER LLMs are trained on the diversity of entity types rather than the prompts (Zhou et al., 2023). Thus, we only experiment with their default prompts.

4.2 Entity Decomposers

Here, we experiment with different techniques to decompose entities. **First**, given that clinical narratives require specialized knowledge, we consider sub-entity types curated by clinical experts. Specifically, we take the annotation guidelines available from the datasets. **Second**, we use ChatGPT (Brown et al., 2020) to decompose clinical entities automatically. We draw our inspiration from the recent success of ChatGPT in the clinical domain (Agrawal et al., 2022; Singhal et al., 2022). Furthermore, using ChatGPT for entity decomposition is more cost-effective and scalable. **Third**, we utilize the Unified Medical Language System (UMLS) (Bodenreider, 2004), a medical knowledge base, for retrieving sub-entity types. We provide more details in the Appendix A.

4.3 Filters

We use **Asclepius** (Kweon et al., 2023) and **LlaMA-2** (Touvron et al., 2023) trained on clinical and general domains, respectively. Specifically, we use ASCLEPIUS-LLAMA2-7B and LLAMA-2-CHAT-7B versions. Given the inherent generative nature of LLMs, we restrict their

*<https://huggingface.co>

outputs to "Yes/No" responses (when applicable) using grammar-constrained decoding (Geng et al., 2023). This strategic constraint reduces the number of generated tokens, resulting in increased inference speed. By default, we prompt the model by asking “Can {entity} be considered as a/an {entity_type}?”. We try different prompts in Section 5.3.4. For entities that require context, we use a simple preprocessing so that the context provides sufficient information to extract the clinical entities.

4.4 Datasets

We focus our experiment on extracting concepts from publicly available clinical notes. We use **ClinicalIE** (Agrawal et al., 2022), **i2b2 2010** (Uzuner et al., 2011), **i2b2 2012** (Sun et al., 2013), **i2b2 2018 Task 2** (Henry et al., 2020) and **CLEF 2014** (Mowery et al., 2014) datasets in this paper. They are available in Harvard DBMI[†] for i2b2 datasets, PhysioNet[‡] (Goldberger et al., 2000) for CLEF 2014 and huggingface for ClinicalIE. By default, all clinical entities in our experiment datasets do not require context except for the i2b2 2018 dataset. We provide further details in the Appendix B.

4.5 Baselines and Metrics

Given the scarce methods to compare with, we use Xie *et.al.* (Xie et al., 2023) as our baseline. Concretely, we extract each entity type one at a time using UniversalNER and GNER. We also compare with UNIVERSALNER-ALL, trained with both PileNER and over 40 supervised datasets, including our experiment sets. We use *Precision* (P), *Recall* (R), and *Exact Match F1-Score* (F1) as evaluation metrics, similar to previous works.

5 Experimental Results

Throughout this section, we abbreviate the entity types in the tables as follows to save space: Tr for treatment, Pr for problem, Te for test, CD for clinical department, DD for disease/disorder, AD for adverse drug, and ADE for adverse drug event.

5.1 Preliminary Experiment

We conduct a preliminary experiment to confirm that open NER LLMs perform better at recognizing sub-entities rather than the target entity types. For target entities, we use the i2b2 2012 dataset, which

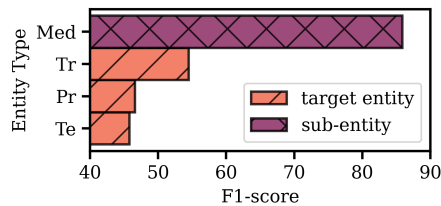


Figure 2: Open NER LLM (UniversalNER) performs better at extracting sub-entity (Med) rather than target entity (Tr, Pr, Te). We use ClinicalIE for Med (medication) and i2b2 2012 for Tr (treatment), Pr (problem), and Te (test). Discussion in Section 5.1

contains decomposable entity types (i.e., entities can further be divided into sub-entities). For sub-entities, we use ClinicalIE, a medication extraction dataset.

Figure 2 illustrates the result and confirms our hypothesis. That is, it is harder to recognize the target entity types (that are decomposable) compared to the sub-entity. For instance, we observe a stark difference between “medication” extraction and “treatment” extraction, where the former is a sub-entity of the other.

5.2 Overall Performance

We present our results in Table 1 and Figure 3. For detailed numbers on precision and recalls, we leave them in the Appendix C.

On average, EDF outperforms baseline by 2.54% and 5.82% F1-score on UniversalNER and GNER, respectively. Interestingly, for some entity types, GNER performs similarly or even outperforms UniversalNER. This suggests that models that can recognize multiple entities simultaneously can benefit more from using our framework.

Entity decomposition (ED) improves recall but decreases precision. As illustrated in Figure 3, we observe a consistent improvement in recall across diverse datasets and entity types for both models, suggesting that entity decomposition facilitates the identification of previously missing entities while being robust to the backbone models. For precision, however, we notice a drop in performance. As discussed in Section 3.2.3, some sub-entities may not form a subset of the target entities, causing performance degradation on precision. Further examination of the F1-score reveals a decline in overall performance, which justifies the necessity of incorporating a filtering mechanism.

Conversely, filtering (F) benefits precision but degrades recall. This shows contrasting results compared to entity decomposition across datasets, entity types, and models. The overall F1-score

[†]<https://portal.dbmi.hms.harvard.edu/>

[‡]<https://physionet.org/>

Table 1: F1-score performance (%) comparison between baseline (B) from Xie *et al.* (Xie *et al.*, 2023), Entity Decomposer (ED) only, Filter (F) only, supervised (UniNER-all) and EDF (Ours) methods across datasets, entity types, and models. We use Asclepius and the default prompt strategy (Section 3.2.3) for the filter and annotation guideline for the entity decomposer. We mark the best results in **bold** and second-best in underlined. Discussion in Section 5.2

Dataset	Entity Type	UniNER					GNER					UniNER-all (Supervised)
		B	ED	F	EDF	Δ	B	ED	F	EDF	Δ	
i2b2 2010	Tr	53.81	43.56	<u>54.35</u>	59.63	+5.82	53.31	39.43	<u>62.72</u>	63.23	+9.92	74.95
	Pr	49.71	41.99	52.77	<u>51.46</u>	+1.75	40.40	35.91	50.77	<u>50.62</u>	+10.22	73.11
	Te	48.78	36.99	40.58	<u>44.17</u>	-4.61	<u>37.27</u>	36.40	37.23	45.78	+8.51	72.43
i2b2 2012	Tr	<u>54.49</u>	48.25	52.82	58.25	+3.76	50.38	40.16	<u>55.63</u>	57.09	+6.71	72.37
	Pr	46.61	42.45	<u>49.64</u>	50.24	+3.63	41.11	38.00	<u>47.15</u>	48.82	+7.71	75.16
	Te	45.78	31.52	43.98	46.34	+0.56	33.17	27.55	<u>41.09</u>	46.66	+13.49	65.47
	CD	41.44	32.57	34.51	<u>38.66</u>	-2.78	58.88	20.46	<u>39.20</u>	37.74	-21.14	44.37
CLEF 2014	DD	<u>46.73</u>	45.94	45.26	58.25	+11.52	18.06	<u>21.11</u>	18.44	26.91	+8.85	63.19
i2b2 2018	AD ^{†‡}	19.07	8.59	27.36	<u>24.92</u>	+5.85	3.16	4.54	10.08	13.66	+10.50	14.37
	ADE [†]	<u>9.56</u>	2.64	15.90	9.43	-0.13	0.61	1.09	<u>2.40</u>	4.05	+3.44	31.18
Avg.		41.60	33.45	<u>41.72</u>	44.14	+2.54	33.64	26.47	<u>36.47</u>	39.46	+5.82	58.66

[†] AD and ADE are entity types that require context

[‡] UniNER-all is not trained to extract AD entities

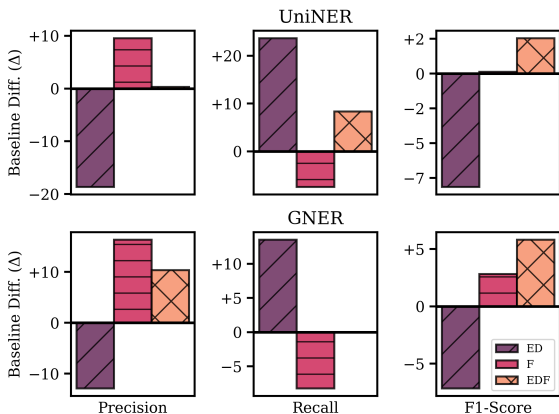


Figure 3: Average performance improvement to baseline across metrics and models. Entity decomposition (ED) improves recall but degrades precision. Filter (F) increases precision but decreases recall. Our method (EDF) achieves better performance overall. Discussion in Section 5.2

improvement on EDF compared to using each component individually suggests that entity decomposition and filtering complement each other. This emphasizes the necessity to incorporate both of them.

EDF is robust to out-of-distribution entities compared to supervised training. We want to emphasize that *our method does not require any training* as opposed to the supervised approach. We use UniversalNER+EDF and UniversalNER-all as comparison. Despite the performance gap, we observe that on entities not covered in the training label set (e.g., adverse drug or AD), EDF outperforms by more than 10% on the F1-score. This shows the robustness of our method.

5.3 Ablation Study

We perform additional experiments to test the efficacy of our framework using different entity decomposers or filters. We focus on the overall performance or F1-score. To reduce the cost of our experiments, we only experiment with the i2b2 2012 dataset, given their diversity in entity types. Unless otherwise specified, we use UniNER as the open NER LLM, annotation guideline for the entity decomposer module, and Asclepius for the filter.

5.3.1 Entity Decomposers

First, we conduct ablation study with different entity decomposers as described in Section 4.2 and present our results in Table 2. We do not experiment with ChatGPT and UMLS for the “clinical department” entity type since (1) ChatGPT is unable to produce reasonable sub-entity types and (2) we find there are no correspondence semantic types in UMLS.

EDF is robust to entity decomposer module.

We show that a general LLM and an existing medical knowledge base may serve as alternatives to clinical experts, as indicated by their competitive performance (e.g. 58.25% vs 58.09% between annotation and ChatGPT on treatment, respectively) in Table 2. This circumvents the necessity of having clinical experts to curate sub-entity types.

Without filters, UMLS outperforms other entity decomposers. Most sub-entity types in UMLS form subsets to the target entities; hence, a filter may not be necessary. Interestingly, for some enti-

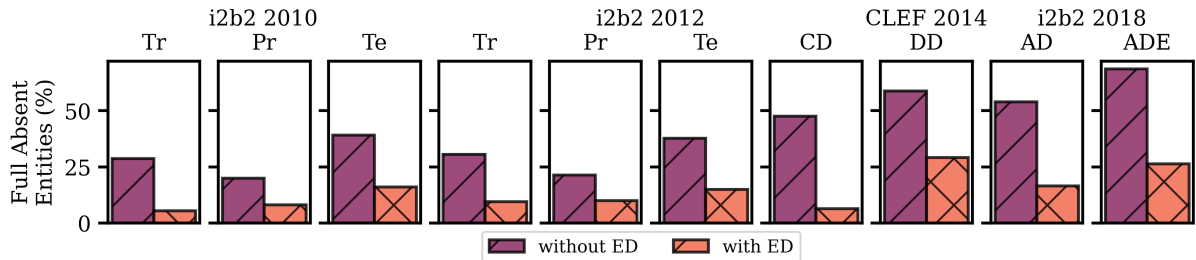


Figure 4: Entity Decomposition (ED) captures most previously fully absent entities. Lower value is better. Discussion in Section 5.4.1

Table 2: Ablation Study on Entity Decomposer.

Entity Decomposer	Filter	Entity Type			
		Tr	Pr	Te	CD
Baseline		54.49	46.61	45.78	41.44
Annotation	✗	48.25	42.45	31.52	32.57
ChatGPT		48.62	44.05	43.80	-
UMLS		55.57	46.98	44.68	-
Annotation	✓	58.25	50.24	46.34	38.66
ChatGPT		58.09	51.12	44.83	-
UMLS		58.23	51.04	44.71	-

Table 3: Ablation Study on Filter Model.

Entity Decomposer	Filter Model	Entity Type			
		Tr	Pr	Te	CD
Baseline		54.49	46.61	45.78	41.44
✗	Asclepius	52.82	49.64	43.98	34.51
	Llama2	51.90	47.49	45.27	35.37
✓	Asclepius	58.25	50.24	46.34	38.66
	Llama2	53.94	45.55	37.41	38.69

ties, it performs better than vanilla prompt. This is significant since even without filtering, our framework, specifically entity decomposition, can still outperform the vanilla approach with proper curation of sub-entity types (i.e., making sure that the sub-entity types do not have disjointed sub-entities). We remark that this does not underscore the value of a filter module since UMLS can benefit more from integrating it, as shown in Table 2.

5.3.2 Filter Models

Here, we investigate how different filter models affect the overall performance of our framework. Specifically, we compare domain-specific and general LLMs. We present the results in Table 3

Clinical model is better at recognizing entities requiring clinical expertise. Specifically, we observe that it is superior to a general domain model in “treatment”, “problem”, and “test” entities. For “clinical department”, however, they perform similarly. This is unsurprising since the former entities are heavily involved with entities requiring clinical-specific knowledge, while the latter is splintered

Table 4: Ablation Study on Filter Context.

Entity Decomposer	Filter Context	Entity Type			
		Tr	Pr	Te	CD
Baseline		54.49	46.61	45.78	41.44
✗	none	52.82	49.64	43.98	34.51
	sentence	53.85	42.90	43.91	37.18
	document	54.67	41.53	44.45	44.91
✓	none	58.25	50.24	46.34	38.66
	sentence	60.58	45.17	46.68	40.80
	document	58.24	42.24	45.31	48.90

Table 5: Ablation Study on Filter Prompt

Entity Description	Entity Type			
	Tr	Pr	Te	CD
✗	58.25	50.24	46.34	38.66
✓	50.32	47.38	33.18	45.97

with entities that often appear in the general domain, such as hospitals.

5.3.3 Filter Context

As discussed in Section 3.2.3, some clinical entities necessitate a context. Here, we investigate whether context helps for entities not requiring it. We compare the performance between filtering (1) without context, (2) including the sentence the entity appears in, and (3) providing the whole clinical narrative or document. We show the results in Table 4.

Context may improve or hurt performance.

Overall, we observe mixed results across different entity types, with and without an entity decomposer. For instance, we observe slight improvements for “treatment” and “test” entities. On the other hand, the performance of the “problem” entity consistently drops the more context we provide. We provide further analysis in Section 5.4.2.

5.3.4 Filter Prompts

LLMs are often brittle to prompting strategies (Zhu et al., 2023). Rather than constructing different templates, we experiment with how incorporating the entity description into the filter affects our framework’s performance. For “treatment”, “problem”

and “test”, we use descriptions available in i2b2 2010 annotation guidelines. For “clinical department”, we provide our own definition. We put the prompts in [Appendix D](#) and present the results in [Table 5](#).

Complex entity description degrades performance. Our experiment shows a notable performance drop in all entity types except “clinical department”. We hypothesize that the descriptions provided in the guidelines may be too complex for the model to understand. In contrast, we observe more than 7% F1-score improvement on “clinical department”, which uses our handcrafted definition. Unlike the guidelines, we focus on the conciseness of the description.

5.4 Error Analysis

5.4.1 Entity Decomposition Missing Entities

Despite the significant improvement in recall through entity decomposition, some entities remain unrecognizable. Thus, we analyze the potential sources of these errors. First, we calculate the percentage of entities *fully absent* from the predictions. To illustrate, if the label is “his aspirin” and the prediction is “aspirin”, we do not deem it fully absent since the prediction partially captures the label. [Figure 4](#) illustrates the percentage of fully absent entities for each entity type in the dataset.

Entity decomposition significantly reduces the number of fully absent entities. For instance, only 5.5% entities are fully absent for “treatment” in the i2b2 2010 dataset after entity decomposition. We observe improvements across all entity types.

The majority of fully absent entities are abbreviations and homonyms. For example, open NER LLM cannot capture “CVA”, an abbreviation for “cerebral vascular accident”, after entity decomposition. Another example is “delivery”, which carries nuanced meanings in different contexts (i.e., frequently referencing a “childbirth” in the clinical narrative). Furthermore, certain entities such as “HD” are both abbreviations and homonyms (i.e., high definition vs hemodialysis).

5.4.2 Performance Drop using Context

[Section 5.3.3](#) shows that in contrast to other entity types, there is a notable performance degradation for “problem” when context is provided. To investigate, we observe the ground truth “problem” entities that are removed by the filter. Interestingly, we find that for most of them, the context specifically stated that the patient does not experience

Table 6: i2b2 2012 Polarity Dataset Statistics

Polarity	Entity Type (# of samples)			
	Tr	Pr	Te	CD
Positive	3684	4164	2544	996
Negative	145	858	52	0

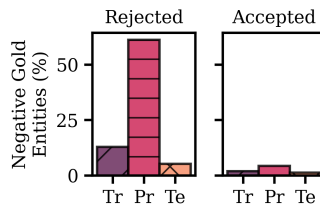


Figure 5: The majority of the rejected golden “Problem” entities are negative, leading to a performance drop in [Table 4](#) when using context. Further discussion in [Section 5.4.2](#).

these problems. We then conduct further investigation on their *polarity* attribute, which contains information on whether the patient is experiencing medical problems (or taking certain medications, for instance). To clarify, if there are explicit mentions that a patient does not have certain medical problems, they would be indicated as negatives. Otherwise, it is positive. We conduct an analysis of how entity polarity affects filter responses. We plot our results in [Figure 5](#).

The “negative” polarity degrades performance. First, the dataset statistics in [Table 6](#) show that almost a fifth of “problem” entities are “negative”, making it likely that these gold labels would be rejected. Furthermore, [Figure 5](#) reveals that the “negative” polarity causes the performance drop on the “problem” entity, as revealed by how a majority of the rejected gold “problem” entities are “negative”.

5.5 More Results

Given the space limit, we include more results in the Appendix, including few-shot ([Appendix E](#)), performance on a BERT-based model ([Appendix F](#)), and error analysis on CD performance drop ([Appendix G](#)).

6 Conclusion and Future Work

In this work, we propose a novel EDF framework to tackle the clinical named entity recognition (NER) task. Our comprehensive experiments demonstrate the strength of our framework across different dimensions. We also thoroughly investigate each framework component and provide several key insights. In future works, we hope to explore how to address the limitations of our work described in [Section 7](#).

7 Limitations

First, we restrict our work to clinical narratives and have yet to explore how our framework generalizes to other texts. In this work, we deliberately focus on how well the method generalizes to different datasets, which (1) tackle different and clinically significant (Lehman et al., 2022) entity types, (2) are collected from different institutions (thus different distributions), (3) are de-identified in different ways (e.g., masks used for the patient’s sensitive information), (4) used different formats (e.g., header names and section organizations), etc. In fact, each patient is a unique case, and each of them can be treated as a separate domain (Yang et al., 2023). Thus, generalizing to these datasets is already a significant challenge. However, testing how well our framework generalizes beyond clinical narratives would be an interesting avenue. Note that our motivation for this framework is that we found some clinical entities are easier to identify through simpler terms. This is particularly true for clinical narratives since most entities that are of interest (Lehman et al., 2022) follow this assumption. Thus, we designed our framework based on the characteristics of entities inside clinical narratives, not the narratives themselves. This is the reason we hypothesize that our framework may work outside clinical narratives (with similar entity characteristics). We leave this to future work.

Second, we restrict our work to only open-sourced models and leave experiments on proprietary models to future works. Most publicly available clinical narratives are under restrictive licenses. Hence, we cannot simply use commercial models. Furthermore, using commercial models on clinical narratives requires de-identification (removing sensitive information), which is a significant process in itself (Johnson et al., 2016). In contrast, open-sourced models have more practical values (e.g., they can be deployed in the hospital’s internal system without de-identification). In this work, we deliberately use strong open-sourced models such as UniversalNER (Zhou et al., 2023), which performs better than ChatGPT (Brown et al., 2020). However, how open-sourced models fare with other proprietary models on clinical NER is still unknown. We leave them to future works.

Third, our work falls under the healthcare domain, which is a high-stakes setting. Despite the reasonable performance, there is still a long way to reach the high requirements set by healthcare

applications. Nevertheless, our work paves a potential solution for the zero-shot clinical named entity recognition task.

8 Ethic Statement

Our research is conducted on open, retrospective clinical datasets without human subject intervention and thus will not harm human subjects. Furthermore, the clinical domain is complex and requires evaluation beyond performance, particularly regarding safety and bias. Unfortunately, the clinical narratives in our datasets are not associated with specific patients, impeding such evaluations. Further evaluations and validations from clinical experts will be needed to translate research into the clinical decision-making process.

9 Acknowledgement

This publication was supported, in part, by the National Center for Advancing Translational Sciences of the National Institutes of Health under Grant Number UM1TR004548. The content is solely the responsibility of the authors and does not necessarily represent the official views of the National Institutes of Health. The computation resources enabling this project are provided by the Ohio Supercomputing Center. The authors would like to thank the colleagues from the OSU NingLab for their constructive feedback.

References

- Monica Agrawal, Stefan Hegselmann, Hunter Lang, Yoon Kim, and David Sontag. 2022. Large language models are few-shot clinical information extractors. *arXiv preprint arXiv:2205.12689*.
- Willie Boag, Dustin Doss, Tristan Naumann, and Peter Szolovits. 2018. What’s in a note? unpacking predictive value in clinical note representations. *AMIA Summits on Translational Science Proceedings*, 2018:26.
- Olivier Bodenreider. 2004. The unified medical language system (umls): integrating biomedical terminology. *Nucleic acids research*, 32(suppl_1):D267–D270.
- Tom Brown, Benjamin Mann, Nick Ryder, Melanie Subbiah, Jared D Kaplan, Prafulla Dhariwal, Arvind Neelakantan, Pranav Shyam, Girish Sastry, Amanda Askell, et al. 2020. Language models are few-shot learners. *Advances in neural information processing systems*, 33:1877–1901.
- Aakanksha Chowdhery, Sharan Narang, Jacob Devlin, Maarten Bosma, Gaurav Mishra, Adam Roberts, Paul

- Barham, Hyung Won Chung, Charles Sutton, Sebastian Gehrmann, et al. 2023. Palm: Scaling language modeling with pathways. *Journal of Machine Learning Research*, 24(240):1–113.
- Jan Clusmann, Fiona R Kolbinger, Hannah Sophie Muti, Zunamys I Carrero, Jan-Niklas Eckardt, Narmin Ghaffari Laleh, Chiara Maria Lavinia Löffler, Sophie-Caroline Schwarzkopf, Michaela Unger, Gregory P Veldhuizen, et al. 2023. The future landscape of large language models in medicine. *Communications medicine*, 3(1):141.
- Yuyang Ding, Juntao Li, Pinzheng Wang, Zecheng Tang, Bowen Yan, and Min Zhang. 2024. Rethinking negative instances for generative named entity recognition. *arXiv preprint arXiv:2402.16602*.
- Saibo Geng, Martin Josifosky, Maxime Peyrard, and Robert West. 2023. Flexible grammar-based constrained decoding for language models. *arXiv preprint arXiv:2305.13971*.
- Zelalem Gero, Chandan Singh, Hao Cheng, Tristan Naumann, Michel Galley, Jianfeng Gao, and Hoi-fung Poon. 2023. Self-verification improves few-shot clinical information extraction. *arXiv preprint arXiv:2306.00024*.
- Ary L Goldberger, Luis AN Amaral, Leon Glass, Jeffrey M Hausdorff, Plamen Ch Ivanov, Roger G Mark, Joseph E Mietus, George B Moody, Chung-Kang Peng, and H Eugene Stanley. 2000. Physiobank, physiotoolkit, and physionet: components of a new research resource for complex physiologic signals. *circulation*, 101(23):e215–e220.
- David Goodman-Meza, Amber Tang, Babak Aryanfar, Sergio Vazquez, Adam J Gordon, Michihiko Goto, Matthew Bidwell Goetz, Steven Shoptaw, and Alex AT Bui. 2022. Natural language processing and machine learning to identify people who inject drugs in electronic health records. In *Open forum infectious diseases*, volume 9, page ofac471. Oxford University Press US.
- Sam Henry, Kevin Buchan, Michele Filannino, Amber Stubbs, and Ozlem Uzuner. 2020. 2018 n2c2 shared task on adverse drug events and medication extraction in electronic health records. *Journal of the American Medical Informatics Association*, 27(1):3–12.
- Tina Hernandez-Boussard, Keri L Monda, Blai Coll Crespo, and Dan Riskin. 2019. Real world evidence in cardiovascular medicine: ensuring data validity in electronic health record-based studies. *Journal of the American Medical Informatics Association*, 26(11):1189–1194.
- Danqing Hu, Bing Liu, Xiaofeng Zhu, Xudong Lu, and Nan Wu. 2024. Zero-shot information extraction from radiological reports using chatgpt. *International Journal of Medical Informatics*, 183:105321.
- Yan Hu, Iqra Ameer, Xu Zuo, Xueqing Peng, Yujia Zhou, Zehan Li, Yiming Li, Jianfu Li, Xiaoqian Jiang, and Hua Xu. 2023. Zero-shot clinical entity recognition using chatgpt. *arXiv preprint arXiv:2303.16416*.
- Alistair EW Johnson, Tom J Pollard, Lu Shen, Li-wei H Lehman, Mengling Feng, Mohammad Ghassemi, Benjamin Moody, Peter Szolovits, Leo Anthony Celi, and Roger G Mark. 2016. MIMIC-III, a freely accessible critical care database. *Scientific data*, 3(1):1–9.
- Hadi Kharrazi, Laura J Anzaldi, Leilani Hernandez, Ashwini Davison, Cynthia M Boyd, Bruce Leff, Joe Kimura, and Jonathan P Weiner. 2018. The value of unstructured electronic health record data in geriatric syndrome case identification. *Journal of the American Geriatrics Society*, 66(8):1499–1507.
- Donald E. Knuth. 1998. *The art of computer programming, volume 3: (2nd ed.) sorting and searching*. Addison Wesley Longman Publishing Co., Inc., USA.
- Sunjun Kweon, Junu Kim, Jiyou Kim, Sujeong Im, Eunbyeol Cho, Seongsu Bae, Jungwoo Oh, Gyubok Lee, Jong Hak Moon, Seng Chan You, Seungjin Baek, Chang Hoon Han, Yoon Bin Jung, Yohan Jo, and Edward Choi. 2023. [Publicly shareable clinical large language model built on synthetic clinical notes](#). *Preprint*, arXiv:2309.00237.
- Mohamed Yassine Landolsi, Lobna Hlaoua, and Lotfi Ben Romdhane. 2023. Information extraction from electronic medical documents: state of the art and future research directions. *Knowledge and Information Systems*, 65(2):463–516.
- Jason Lazarou, Bruce H Pomeranz, and Paul N Corey. 1998. Incidence of adverse drug reactions in hospitalized patients: a meta-analysis of prospective studies. *Jama*, 279(15):1200–1205.
- Eric Lehman, Vladislav Lialin, Katelyn Edelwina Legaspi, Anne Janelle Sy, Patricia Therese Pile, Nicole Rose Alberto, Richard Raymund Ragasa, Corinna Victoria Puyat, Marianne Katharina Taliño, Isabelle Rose Alberto, Pia Gabrielle Alfonso, Dana Moukheiber, Byron Wallace, Anna Rumshisky, Jennifer Liang, Preethi Raghavan, Leo Anthony Celi, and Peter Szolovits. 2022. [Learning to ask like a physician](#). In *Proceedings of the 4th Clinical Natural Language Processing Workshop*, pages 74–86, Seattle, WA. Association for Computational Linguistics.
- Yinghao Li, Rampi Ramprasad, and Chao Zhang. 2024. A simple but effective approach to improve structured language model output for information extraction. *arXiv preprint arXiv:2402.13364*.
- Zhengliang Liu, Yue Huang, Xiaowei Yu, Lu Zhang, Zihao Wu, Chao Cao, Haixing Dai, Lin Zhao, Yiwei Li, Peng Shu, et al. 2023. Deid-gpt: Zero-shot medical text de-identification by gpt-4. *arXiv preprint arXiv:2303.11032*.
- Maria Mahbub, Ian Goethert, Ioana Danciu, Kathryn Knight, Sudarshan Srinivasan, Suzanne Tamang, Karine Rozenberg-Ben-Dror, Hugo Solares, Susana

- Martins, Edmon Begoli, et al. 2023. Question-answering system extracts information on injection drug use from clinical progress notes. *arXiv preprint arXiv:2305.08777*.
- Maria Mahbub, Sudarshan Srinivasan, Ioana Danciu, Alina Peluso, Edmon Begoli, Suzanne Tamang, and Gregory D Peterson. 2022. Unstructured clinical notes within the 24 hours since admission predict short, mid & long-term mortality in adult icu patients. *Plos one*, 17(1):e0262182.
- Danielle L Mowery, Sumithra Velupillai, Brett R South, Lee Christensen, David Martinez, Liadh Kelly, Lorraine Goeriot, Noemie Elhadad, Sameer Pradhan, Guergana Savova, et al. 2014. Task 2: Share/clef ehealth evaluation lab 2014. In *Proceedings of CLEF 2014*.
- Preethi Raghavan, James L Chen, Eric Fosler-Lussier, and Albert M Lai. 2014. How essential are unstructured clinical narratives and information fusion to clinical trial recruitment? *AMIA Summits on Translational Science Proceedings*, 2014:218.
- Kristiina Rannikmäe, Kenneth Ngoh, Kathryn Bush, Rustam Al-Shahi Salman, Fergus Doubal, Robin Flaig, David E Henshall, Aidan Hutchison, John Nolan, Scott Osborne, et al. 2020. Accuracy of identifying incident stroke cases from linked health care data in uk biobank. *Neurology*, 95(6):e697–e707.
- Kristiina Rannikmäe, Honghan Wu, Steven Tominey, William Whiteley, Naomi Allen, Cathie Sudlow, and UK Biobank. 2021. Developing automated methods for disease subtyping in uk biobank: an exemplar study on stroke. *BMC medical informatics and decision making*, 21(1):191.
- Karan Singhal, Shekoofeh Azizi, Tao Tu, S Sara Mahdavi, Jason Wei, Hyung Won Chung, Nathan Scales, Ajay Tanwani, Heather Cole-Lewis, Stephen Pfohl, et al. 2022. Large language models encode clinical knowledge. *arXiv preprint arXiv:2212.13138*.
- Weiyi Sun, Anna Rumshisky, and Ozlem Uzuner. 2013. Evaluating temporal relations in clinical text: 2012 i2b2 challenge. *Journal of the American Medical Informatics Association*, 20(5):806–813.
- Maryam Tayefi, Phuong Ngo, Taridzo Chomutare, Hercules Dalianis, Elisa Salvi, Andrius Budrionis, and Fred Godtliessen. 2021. Challenges and opportunities beyond structured data in analysis of electronic health records. *Wiley Interdisciplinary Reviews: Computational Statistics*, 13(6):e1549.
- Romal Thoppilan, Daniel De Freitas, Jamie Hall, Noam Shazeer, Apoorv Kulshreshtha, Heng-Tze Cheng, Alicia Jin, Taylor Bos, Leslie Baker, Yu Du, et al. 2022. Lamda: Language models for dialog applications. *arXiv preprint arXiv:2201.08239*.
- Hugo Touvron, Louis Martin, Kevin Stone, Peter Albert, Amjad Almahairi, Yasmine Babaei, Nikolay Bashlykov, Soumya Batra, Prajwal Bhargava, Shruti Bhosale, et al. 2023. Llama 2: Open foundation and fine-tuned chat models. *arXiv preprint arXiv:2307.09288*.
- Özlem Uzuner, Brett R South, Shuying Shen, and Scott L DuVall. 2011. 2010 i2b2/va challenge on concepts, assertions, and relations in clinical text. *Journal of the American Medical Informatics Association*, 18(5):552–556.
- Shuhe Wang, Xiaofei Sun, Xiaoya Li, Rongbin Ouyang, Fei Wu, Tianwei Zhang, Jiwei Li, and Guoyin Wang. 2023. Gpt-ner: Named entity recognition via large language models. *arXiv preprint arXiv:2304.10428*.
- Yanshan Wang, Liwei Wang, Majid Rastegar-Mojarad, Sungrim Moon, Feichen Shen, Naveed Afzal, Sijia Liu, Yuqun Zeng, Saeed Mehrabi, Sunghwan Sohn, et al. 2018. Clinical information extraction applications: a literature review. *Journal of biomedical informatics*, 77:34–49.
- Tingyu Xie, Qi Li, Jian Zhang, Yan Zhang, Zuozhu Liu, and Hongwei Wang. 2023. Empirical study of zero-shot ner with chatgpt. *arXiv preprint arXiv:2310.10035*.
- Chaoqi Yang, M Brandon Westover, and Jimeng Sun. 2023. Manydg: many-domain generalization for healthcare applications. *arXiv preprint arXiv:2301.08834*.
- Urchade Zaratiana, Nadi Tomeh, Pierre Holat, and Thierry Charnois. 2023. Gliner: Generalist model for named entity recognition using bidirectional transformer. *arXiv preprint arXiv:2311.08526*.
- Peter J Zed, Riyad B Abu-Laban, Robert M Balen, Peter S Loewen, Corinne M Hohl, Jeffrey R Brubacher, Kerry Wilbur, Matthew O Wiens, Leslie J Samoy, Katie Lacaria, et al. 2008. Incidence, severity and preventability of medication-related visits to the emergency department: a prospective study. *Cmaj*, 178(12):1563–1569.
- Zihao Zhao, Eric Wallace, Shi Feng, Dan Klein, and Sameer Singh. 2021. Calibrate before use: Improving few-shot performance of language models. In *International conference on machine learning*, pages 12697–12706. PMLR.
- Denny Zhou, Nathanael Schärli, Le Hou, Jason Wei, Nathan Scales, Xuezhi Wang, Dale Schuurmans, Claire Cui, Olivier Bousquet, Quoc Le, et al. 2022. Least-to-most prompting enables complex reasoning in large language models. *arXiv preprint arXiv:2205.10625*.
- Wenxuan Zhou, Sheng Zhang, Yu Gu, Muhao Chen, and Hoifung Poon. 2023. Universalner: Targeted distillation from large language models for open named entity recognition. *arXiv preprint arXiv:2308.03279*.
- Kaijie Zhu, Jindong Wang, Jiaheng Zhou, Zichen Wang, Hao Chen, Yidong Wang, Linyi Yang, Wei Ye, Neil Zhenqiang Gong, Yue Zhang, et al. 2023.

Promptbench: Towards evaluating the robustness of large language models on adversarial prompts. *arXiv preprint arXiv:2306.04528*.

Appendix

A Entity Decomposers

We provide the details for each of our entity decomposition methods described in [Section 4.2](#) here:

- **Manually curating a set of candidate types using expert-level knowledge.** Here, we refer to the annotation guidelines available in existing datasets since we believe they are curated by domain experts. For “Tr”, “Pr”, “Te” and “DD” we take the annotation guidelines from i2b2 2010. For “CD”, we use i2b2 2012. For “AD” and “ADE”, we use i2b2 2018 Task 2. We list the curated set in [Section A.1](#).
- **Prompting an LLM for automatic generation.** We prompt ChatGPT with “*You are an intelligent clinical language model. Your job is to extract {entity_type} from a patient’s discharge summary. What entities can be considered as {entity_type} in a discharge summary?*” for each entity type. For reproducibility, we present the results in [Section A.2](#).
- **Utilizing an existing medical knowledge bank.** We use the Unified Medical Language System (UMLS) since it contains standardized medical vocabulary for many clinical entities. Here, we take the UMLS semantic types for “Tr”, “Pr” and “Te” available in i2b2 2010 guidelines. We list the curated set in [Section A.3](#).

A.1 Annotation

Treatment: medical treatment, medical intervention, medical procedure, medical device, treatment, biological substance, drug, medication

Problem: medical problem, disease, syndrome, symptom, medical condition, behavior, virus, bacterium, injury, abnormality, abnormal test result, mental status

Test: medical test, medical procedure, medical panel, medical examination, medical evaluation, test, procedure, laboratory procedure, diagnostic procedure, panel, measure, physiologic measure, vital sign, examination, evaluation

Clinical Department: clinical department, medical department, clinical unit, clinical service, clinical

practice, clinical room, department, location, building, hospital

Disease/Disorder: medical problem, disease, syndrome, symptom, medical condition, behavior, virus, bacterium, injury, abnormality, abnormal test result

Adverse Drug: drug

Adverse Drug Event: medical problem

A.2 ChatGPT

Treatment: medical treatment, medication, medical procedure, therapy, medical intervention, consultation, counseling, discharge instruction, supportive care

Problem: medical problem, medical diagnosis, disease, abnormal test result, symptom, abnormal imaging finding, complication, chronic health condition, medication side effect, mental health issue, social determinants of health

Test: medical test, laboratory test, imaging study, diagnostic procedure, genetic test, electrodiagnostic test, functional test, microbiological test

A.3 UMLS

Treatment: medical treatment, therapeutic procedure, preventive procedure, medical device, steroid, pharmacologic substance, biomedical material, dental material, antibiotic, clinical drug, drug delivery device

Problem: medical problem, pathologic function, disease, syndrome, mental dysfunction, behavioral dysfunction, cell dysfunction, molecular dysfunction, congenital abnormality, acquired abnormality, injury, poisoning, anatomic abnormality, neoplastic process, virus, bacterium, symptom

Test: medical test, laboratory procedure, diagnostic procedure

B Datasets

We include all entities for i2b2 2010, ClinicalIE, and CLEF 2014. For i2b2 2012, we found that

Table 7: Extension of Table 1 for Precision (%).

Dataset	Entity Type	UniNER					GNER					UniNER-all (Supervised)
		B	ED	F	EDF	Δ	B	ED	F	EDF	Δ	
i2b2 2010	Tr	51.63	30.35	61.71	55.09	+3.46	46.08	27.19	74.16	66.60	+20.52	80.63
	Pr	44.95	30.94	56.02	47.15	+2.20	33.71	25.61	55.43	47.63	+13.92	75.87
	Te	53.51	26.04	58.67	48.84	-4.67	32.70	24.73	59.91	53.73	+21.03	79.14
i2b2 2012	Tr	57.09	36.72	65.25	59.08	+1.99	48.05	29.56	71.32	63.40	+15.35	81.10
	Pr	42.93	32.65	53.03	46.87	+3.94	37.49	28.71	52.72	46.57	+9.08	78.97
	Te	51.35	21.58	58.34	47.04	-4.31	29.96	18.15	57.95	49.69	+19.73	72.88
	CD	35.87	19.94	54.85	47.56	+11.69	55.11	11.73	57.17	50.77	-4.34	59.19
CLEF 2014	DD	69.14	34.05	79.01	55.95	-13.19	29.10	16.29	40.85	28.18	-0.92	78.71
i2b2 2018	AD	12.43	4.54	20.93	15.09	+2.66	1.67	2.43	6.20	8.79	+7.12	12.32
	ADE	6.04	1.36	12.36	5.23	-0.81	0.33	0.56	1.76	2.34	+2.01	
Avg.		42.49	23.82	52.02	42.79	+0.30	31.42	18.50	47.75	41.77	+10.35	64.76

Table 8: Extension of Table 1 for Recall (%).

Dataset	Entity Type	UniNER					GNER					UniNER-all (Supervised)
		B	ED	F	EDF	Δ	B	ED	F	EDF	Δ	
i2b2 2010	Tr	56.18	77.13	48.57	64.98	+8.80	63.25	71.70	54.33	60.18	-3.07	70.02
	Pr	55.56	65.28	49.87	56.64	+1.08	50.39	60.12	46.83	54.03	+3.64	70.55
	Te	44.81	63.84	31.02	40.32	-4.49	43.32	68.94	27.01	39.88	-3.44	66.76
i2b2 2012	Tr	52.11	70.34	44.37	57.45	+5.34	52.95	62.61	45.61	51.92	-1.03	65.34
	Pr	50.99	60.64	46.65	54.12	+3.13	45.50	56.20	42.64	51.29	+5.79	71.70
	Te	41.30	58.42	35.29	45.65	+4.35	37.15	57.18	31.83	43.98	+6.83	59.43
	CD	49.04	88.78	25.18	32.56	-16.48	63.20	79.88	29.83	30.03	-33.17	35.49
CLEF 2014	DD	35.29	70.62	31.71	60.75	+25.46	13.10	29.99	11.90	25.74	+12.64	52.79
i2b2 2018	AD	40.93	77.74	39.50	71.63	+30.70	30.34	34.65	26.93	30.70	+0.36	17.24
	ADE	22.86	52.88	22.27	48.11	+25.25	3.78	16.90	3.78	15.31	+11.53	34.00
Avg.		44.91	68.57	37.44	53.22	+8.31	40.30	53.82	32.07	40.31	+0.01	54.33

UniversalNER and GNER performed poorly on the last two entities (e.g., evidence and occurrence) and decided to exclude them. We attribute this to them consisting mostly of verb phrases, while the training dataset consists mainly of noun entities. For i2b2 2018 Task 2, we test our method on a more challenging setup, extracting *adverse drugs* and *adverse drug events* (Henry et al., 2020).

C Recall and Precision Performance

We provide the precisions and recalls for each dataset and entity type from Table 1 in Table 7 and Table 8 respectively. We observe a similar trend for both metrics. Furthermore, we observe that UniNER benefits more from precision and GNER on recalls using our framework.

D Filter Prompt

We experiment with different ways to prompt in Section 5.3.4 and provide the specific instructions here.

D.1 Without Description (Default)

Can '{entity}' be considered a/an {entity_type}? Answer with yes or no.

D.2 With Description

Treatment: Can '{entity}' be considered a procedure or substance given to a patient to resolve a medical problem? Answer with yes or no.

Problem: Can '{entity}' be considered an observation thought to be abnormal or caused by a disease? Answer with yes or no.

Test: Can '{entity}' be considered a procedure or measure to find more information about a medical problem? Answer with yes or no.

Clinical Department: Can '{entity}' be considered a clinical unit or clinical service name? Answer with yes or no.

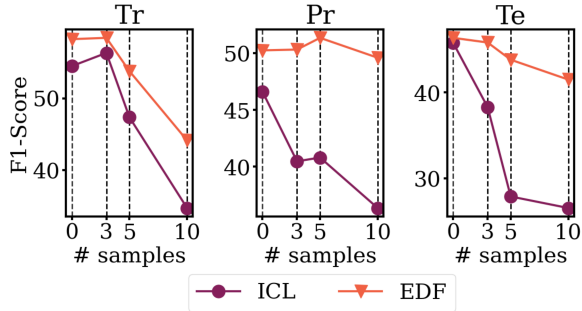


Figure 6: **Few-shot performance comparison.** We observe performance drop using in-context learning (ICL). In contrast, our method (EDF) is more robust. We use the i2b2 2012 dataset with entity types treatment (Tr), problem (Pr), and test (Te).

E Few-shot Experiment

Here, we tried including some annotated samples in our framework and compared the approach to standard in-context learning. We randomly sample from the annotation guidelines and add them to the UniversalNER prompt. We also guarantee that there is at least one sample without entities of interest (e.g., sentence does not contain treatments or medical problems). Interestingly, we observe performance degradation across entity types the more samples we use. These contrastive results to general LLMs (Xie et al., 2023) further justify that open NER LLMs cannot be treated similarly to them. Furthermore, we observe that this also applies to our framework, although it is not as severe as standard in-context learning.

We remark that performance drops on in-context learning are not uncommon. Previous works (Zhao et al., 2021; Zhu et al., 2023) show instability in performance for in-context learning. In addition, few-shot experiments are uncommon for zero-shot NER task (Zhou et al., 2023; Ding et al., 2024; Zaratiana et al., 2023), even if they use LLMs. Our work reveals that open NER LLMs may not benefit from in-context learning and are different from general LLMs. We leave further investigation to future works.

F Performance on BERT-based Models

We use GLiNER (Zaratiana et al., 2023), a BERT-based model for open-named entity recognition. Note that previous prompt engineering methods cannot be applied here. We conduct the experiment similar to UniNER and GNER, with Xie et al. (Xie et al., 2023) as our baseline. We present the results in Table 9. We observe the same trend as in Section 5.2 with an average of 7.29% F1-score improvement.

Table 9: Performance on GLiNER.

Dataset	Entity Type	Metric	GLiNER				
			B	ED	F	EDF	Δ
i2b2 2010	Tr	P	52.03	35.70	70.79	66.71	+14.68
		R	44.55	76.13	39.86	63.93	+19.38
		F1	48.00	48.61	51.00	65.29	+17.29
	Pr	P	71.19	48.48	79.13	67.32	-3.87
		R	49.22	63.36	46.16	56.49	+7.27
		F1	58.20	54.93	58.31	61.43	+3.23
Te	P	42.80	22.93	63.77	56.65	+13.85	
	R	27.23	55.63	23.43	39.14	+11.91	
	F1	33.28	32.47	34.27	46.30	+13.02	
i2b2 2012	Tr	P	53.77	38.88	71.83	66.92	+13.15
		R	48.37	69.76	42.87	58.03	+9.66
		F1	50.93	49.93	53.69	62.16	+11.23
	Pr	P	71.67	51.93	77.68	67.35	-4.32
		R	50.33	63.93	47.27	58.06	+7.73
		F1	59.13	57.32	58.78	62.36	+3.23
Te	P	43.97	19.72	66.72	55.42	+11.45	
	R	39.17	60.09	35.17	48.41	+9.24	
	F1	41.13	29.69	46.06	51.68	+10.25	
CD	P	48.69	22.99	58.28	50.08	+1.39	
	R	71.59	88.27	29.52	32.96	-38.63	
	F1	57.96	36.48	39.19	39.76	-18.20	
CLEF 2014	DD	P	65.32	41.83	72.26	59.42	-5.90
		R	27.90	48.17	26.00	42.99	+15.99
		F1	39.09	44.78	38.24	49.89	+10.80
i2b2 2018	AD	P	2.31	3.52	6.47	13.50	+11.19
		R	5.39	67.15	5.39	61.40	+56.01
		F1	3.23	6.69	5.88	22.13	+18.90
Ave	Ave	P	7.42	2.17	15.03	7.70	+0.28
		R	14.31	44.93	13.12	40.95	+26.64
		F1	9.77	4.15	14.01	12.96	+3.19
Avg.	Avg.	P	45.92	28.82	58.20	51.11	+5.19
		R	37.81	63.74	30.88	50.24	+12.43
		F1	40.10	36.51	39.94	47.40	+7.29

G Performance Drop on CD

We observe significant recall drops to “clinical department” entities across all models. Here, we posit that some entities may not necessarily conform to the clinical department in the clinical domain. For instance, some entities are hospitals; thus, if a filter is prompted with our template (e.g., “Can hospitals be considered as a clinical department?”), then it is likely to reject them. One possible solution is using a clear entity description. As illustrated in Table 5, our framework outperforms the baseline (e.g. 45.97% vs 38.66% F1-score respectively) when using entity description.

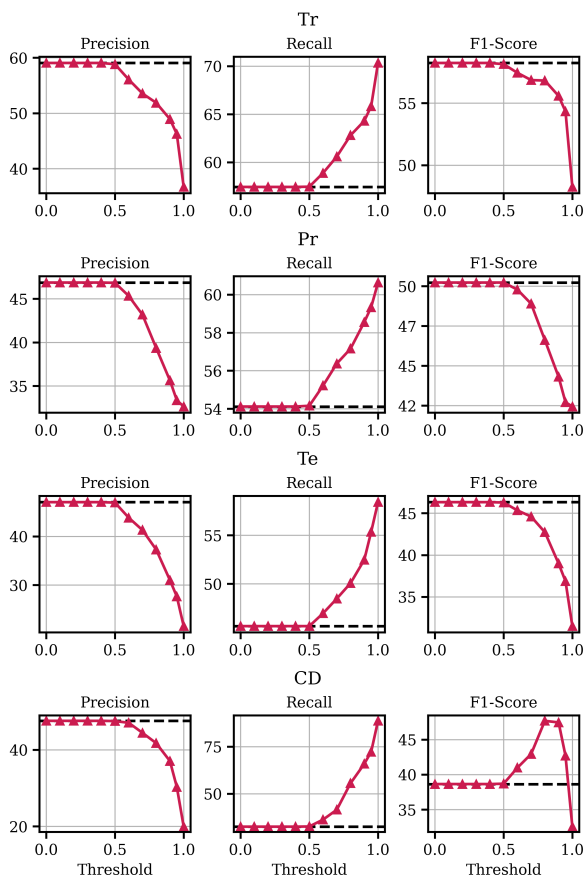


Figure 7: Filter Precision/Recall Trade-off. There is an improvement in recall but a decrease in precision when increasing the threshold. The dashed line corresponds to performance with threshold = 0. We use i2b2 2012 dataset.

H EDF Filter Precision/Recall Trade-off

We analyze how filtering can be made more or less strict to achieve better trade-offs. We use the filter output probability to determine whether the entity is rejected or not. Concretely, rather than directly rejecting them if the filter outputs “No”, we first look at the token probability. If it is less than a certain threshold, we then reject them. Our framework is simplified to entity decomposition if the threshold is 1. We provide the results in Figure 7.

Overall, increasing the threshold leads to decreased precision and improved recall. Interestingly, better thresholding can improve the F1 Score in “clinical department” entities. This might be due to the noises for the entities as described in Appendix G.

I LLM Prompt Templates

Our experiments involve large language models, which are often trained with specific templates. We use their default templates (except Llama2) throughout the experiments and present them here.

I.1 UniNER

A virtual assistant answers questions from a user based on the provided text.

USER: Text: **{input}**

ASSISTANT: I’ve read this text.

USER: **{instruction}**

ASSISTANT:

I.2 GNER

[INST] Please analyze the sentence provided, identifying the type of entity for each word on a token-by-token basis.

Output format is: word_1(label_1), word_2(label_2), ...

We’ll use the BIO-format to label the entities, where:

1. B- (Begin) indicates the start of a named entity.
2. I- (Inside) is used for words within a named entity but are not the first word.
3. O (Outside) denotes words that are not part of a named entity.

{instruction}

Sentence: **{input}** [/INST]

I.3 Asclepius

You are an intelligent clinical language model.

Below is a snippet of patient’s discharge summary and a following instruction from healthcare professional.

Write a response that appropriately completes the instruction.

The response should provide the accurate answer to the instruction, while being concise.

[Discharge Summary Begin]

{input}

[Discharge Summary End]

[Instruction Begin]

{instruction}

[Instruction End]

I.4 Llama2

<s>[INST] <<SYS>>

You are an intelligent clinical language model.

Below is an instruction from healthcare professional.
Write a response that appropriately completes the instruction.
The response should provide the accurate answer to the instruction, while being concise.
<</SYS>>

{instruction} [/INST]

J LLM Hyperparameters

We use the default hyperparameters for each model.
For UniNER and GNER, we use greedy search.
For Asclepius and Llama2, we use temperature 0.2 and top P probability 0.95.