

Repository for extended dark matter object constraints

Djuna Croon,^a Sergio Sebillano Muñoz^a

^a*Institute for Particle Physics Phenomenology, Department of Physics, Durham University, Durham DH1 3LE, U.K.*

E-mail: djuna.l.croon@durham.ac.uk,
sergio.sevillano-munoz@durham.ac.uk

ABSTRACT: Extended dark matter objects (EDOs) are popular dark matter candidates that interact gravitationally with the Standard Model. These gravitational interactions can be used to constrain their allowed parameter space. However, EDOs can have different formation mechanisms, sizes, and shapes, requiring a case-by-case analysis when studying their impact on different areas of cosmology. We thus present a [repository](#) of all available bounds for these objects, with a code that allows plotting user-defined combinations of all up-to-date bounds for a given shape and different radii. We propose a standard for the EDOs' mass profiles so that different sets of bounds are consistent with each other, and provide instructions on using the code and contributing to the repository.

Contents

1	Introduction	1
2	Definition of EDO profiles	2
3	Repository usage	4
3.1	User’s guide	4
3.2	Contributing to the repository	6
4	Conclusion	8

1 Introduction

While dark matter comprises most of the total amount of matter in the universe, it has not been directly detected other than through its gravitational interactions. Multiple candidates have been proposed with different mass ranges, having different indirect effects on our universe depending on their origin. In this work, we focus on dark matter structures in the high mass range, which do not add extra interactions into the Standard Model but still lead to strong gravitational imprints that can be observed, such as using gravitational (micro-)lensing techniques (e.g. [1–10]), or gravitational waves (e.g. [11–18]).

These objects, commonly called MACHOs, are normally created in the early universe, and their most popular example are primordial black holes (PBHs) [19, 20]. However, we will focus on those massive compact objects that do not have a black hole in their interior, so-called extended dark matter objects (EDOs). These are a popular dark matter candidate due to the different formation mechanisms they can have, which makes them very generic in principle, but has the downside of needing to be constrained case by case depending on their mass profile. Still, strong constraints have been placed using gravitational (micro-)lensing techniques [6, 8], gravitational waves [18], accretion of baryonic matter onto the CMB spectrum [7, 21] and dynamical heating of stars [22].

Independent of the dark matter candidate, a large compound of different constraints is needed to cover their full parameter space. This creates an inconvenient aspect common to many dark matter candidates, as having all of the different sets of constraints at once is usually an onerous task, requiring one to have an updated track of all publications and to group all different bounds so they can be presented. Therefore, repositories are very beneficial for such communities, where a small individual effort makes it simple to have an updated record of all bounds for a given candidate. Among others, important examples include repositories for axion dark matter in Ref. [23] and for PBHs in Ref. [24]. Based on an extension of the latter example, we present the creation of a repository for EDOs.

In this work, we first present the definition of the most well-constrained and popular EDO mass profiles in section 2, which will be used as the standard in the repository. Then, in section 3, we show how the repository works, both from a user and a contributor perspective, presenting the repository structure and some examples. Finally, we conclude in section 4.

2 Definition of EDO profiles

Macroscopic dark objects, with masses ranging from that of a small asteroid to that of a supermassive black hole, occur in many models of DM. While for point-like (and effectively point-like) objects such as PBHs the only relevant parameter is the mass, for extended dark matter objects, we will need to constrain not only their mass and radii but also their shape. Indeed, an important aspect of EDOs is that the constraints may heavily depend on this shape of the mass profile, forcing us to present different sets of constraints in each case. This is a key difference with PBHs, and it is very important to define a standard so that all obtained constraints can be consistently plotted together.

Each of these shapes differs depending on the formation mechanism for the object. So far, the most well-constrained mass profiles are the following:¹

- **Navarro-Frenk-White (NFW) subhalos:** These profiles are mainly thought of as a density distribution that closely matches the cold dark matter clustering behaviour to explain (sub-) structure formation [25]. Here, we allow the mass and radius of these objects to vary considerably. The mass profile is given by

$$M_{\text{NFW}}(r) = \int_0^r d\hat{r} 4\pi\hat{r}^2 \rho_{\text{NFW}}(\hat{r}), \quad (2.1)$$

where

$$\rho_{\text{NFW}}(\hat{r}) = \frac{\rho_0}{\frac{\hat{r}}{R_s} \left(1 + \frac{\hat{r}}{R_s}\right)^2}, \quad (2.2)$$

is the NFW density, with R_s and ρ_0 parameters defining the total subhalo radius and mass via $R = 100R_s$ and $M = M_{\text{NFW}}(100R_s)$, respectively. Note that we choose to cut off the mass of this object at $100R_s$, given that it technically diverges. This integral for the mass profile can be solved analytically, giving

$$M_{\text{NFW}}(rR_s) = 4\pi\rho_0 R_s^3 \left(-\frac{r}{1+r} + \log(1+r) \right). \quad (2.3)$$

In particular, we are interested in r_{90} , defined as the radius that encloses the 90% of the total EDO mass, and can be obtained by solving

$$\frac{\int_0^{r_{90}} d\hat{r} 4\pi\hat{r}^2 \rho_{\text{NFW}}(\hat{r})}{\int_0^{100R_s} d\hat{r} 4\pi\hat{r}^2 \rho_{\text{NFW}}(\hat{r})} = 0.9. \quad (2.4)$$

Using the analytical solution from Eq. (2.3), we find that r_{90} for the NFW subhalo is related to the EDO's total radius by $r_{90} \approx 0.69R = 69R_s$.

¹We provide a Mathematica notebook with the definition of all these mass profiles in the [repository](#) for further clarity.

- **Boson stars:** Formed by the gravitational collapse of a scalar field [26], boson stars are supported by the quantum mechanical effects inherent to bosons. Their mass profile can be obtained by solving Schrodinger’s equation for a scalar field under the influence of its own gravitational potential [27]. This is given by solving the following set of differential equations:

$$\begin{aligned} i\partial_t\psi &= -\frac{1}{2m}\nabla^2\psi + m\Phi\psi \\ \nabla^2\Phi &= 4\pi G|\psi|^2, \end{aligned} \quad (2.5)$$

where ψ is the field’s wavefunction, Φ is the gravitational potential, G is the Newton’s gravitational constant and m the field’s mass as given by the Klein-Gordon equation, not to be confused with the EDO’s total mass. This set of equations can be solved using the ansatz

$$\psi(x, t) = \left(\frac{mM_{\text{Pl}}}{\sqrt{4\pi}} e^{-i\gamma mt} \chi(x) \right), \quad (2.6)$$

where $M_{\text{Pl}} = 1/\sqrt{G}$ and γ is proportional to the EDO energy per unit mass. This allows to express the set of differential equations as

$$\begin{aligned} \partial_r^2(r\chi) &= 2r(\Phi - \gamma)\chi \\ \partial_r^2(r\Phi) &= r\chi^2. \end{aligned} \quad (2.7)$$

As the solution converges at infinity, we will define the EDO’s total radius where it encloses 99.9% of its mass. Similarly to NFW subhalos, we will constrain these objects for their r_{90} , for which a numerical calculation gives $r_{90} \approx 0.53R$.

Currently, these mass profiles are already well-constrained from the absence of microlensing [6, 8], gravitational wave production [18] and baryon accretion [21]. Additionally, bounds using the dynamic heating of stars were obtained only for the NFW subhalo profile [22]. Other EDO mass-profiles that have been considered in some instances are:

- **Uniform spheres (of constant density):** This is usually treated as a toy model due to its simplicity. However, this mass profile closely represents quark nuggets formed from standard [28] or axion [29] QCD. It is defined as

$$M_{\text{Uni}}(r) = M \begin{cases} \left(\frac{r}{R}\right)^3 & r \leq R \\ 1 & R < r, \end{cases} \quad (2.8)$$

which has a constant density in its interior.

- **Ultra-compact mini-halos:** While large over-densities in the early universe usually lead to the creation of primordial black holes, there are cases in which the gravitational potential is not large enough to collapse into a singularity. In that case, for small enough over-densities, the relic would form a so-called ultra-compact mini-halo [30]. The mass profile of these types of EDOs is well-described by [31]

$$M_{\text{UCMH}}(r) = M \begin{cases} \left(\frac{r}{R}\right)^{3/4} & r \leq R \\ 1 & R < r. \end{cases} \quad (2.9)$$

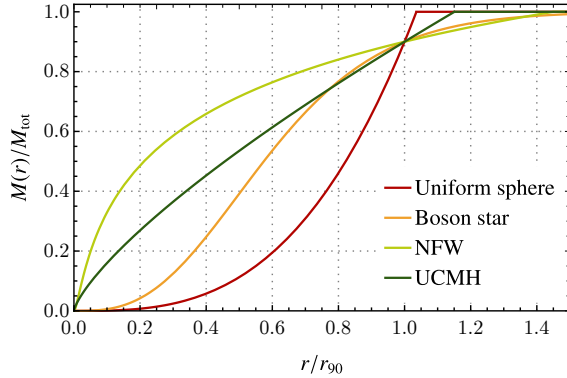


Figure 1. Mass profiles of the EDOs described in the text, as taken from Ref. [21].

For the last two cases, the mass function does not diverge at infinity, so there is no need to define an arbitrary point as an effective radius for the EDO. However, we will still classify these objects by their r_{90} , where they enclose 90% of their mass. We note that for present-day constraints, tidal stripping needs to be considered for the EDOs with the largest radii. Due to interactions with the host halo, these would not have survived and therefore cannot be constrained. The survival probability has specifically been calculated for NFW subhalos in [22, 32]. This primarily affects larger EDOs with radii $R > 10^6 R_{\odot}$, though this may differ depending on both EDO mass and environment.

Another common assumption for both EDOs and PBHs alike is that for sub-fractions of DM ($f_{\text{DM}} < 1$), the density of objects in a galaxy still follows the DM halo profile. Relaxing this assumption could, in principle, either weaken or strengthen the constraints on DM sub-fractions.

In Figure 1, we present the mass functions for all described objects. It is important to be precise in the EDOs' mass profiles when combining different sets of constraints. Thus, in what follows, we will explain how the repository of EDO bounds is classified and structured using the definitions presented in this section.

3 Repository usage

Combining all available constraints into a repository is beneficial both to contributing authors, who can add and promote their obtained constraints, and to users, who can easily obtain and cite all existing bounds for specific objects. For this reason, we will use different subsections to describe the guidelines for each case.

3.1 User's guide

From a user's perspective, the only important input is the so-called *listfile*, a .txt file enclosing all the information about the EDO mass profile, radii (as given in r_{90}), and set of bounds one wants to plot together. We provide an example in the repository with all available sets of constraints, which has the following structure:

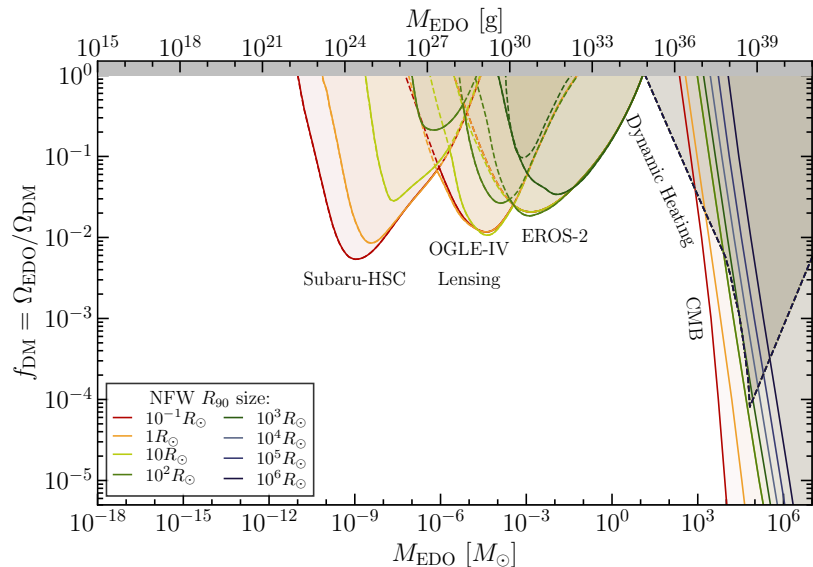


Figure 2. Example of a plot produced using our repository code with the listfile `bounds_all.txt`, containing all current bounds on EDOs [6, 8, 21, 22] at these scales (since gravitational waves constrain more compact objects, the code automatically removed the label). The list of citations was automatically generated by the repository in the `Cite.txt` file, as mentioned in the text. Moreover, we used the `Lensing` bound to get the minimum of all micro-lensing constraints. We used dashed lines for dynamic accretion [22] as these were calculated for a different radius cut-off for the NFW shape (this being R_s instead of $100R_s$ as described in the previous section).

```

#Shape: Choose from NFW, Uniform, Boson or UCMH
NFW

#Radius r: rmin, rmax, rjumps, where R_90=10~r RSun
      -1      6      1

# Bound,      linestyle,  x,      y,      rotation, display name
CMBaccretion. -      700      1e-3      -85      CMB
EROS-2        --      1e-2      1e-2      0        EROS-2
OGLE-IV       --      1e-5      7e-3      0        OGLE-IV
Subaru-HSC.   --      1e-9      3e-3      0        Subaru-HSC
Lensing       -      1e-5      7e-3      0        Lensing
Dynamic-heating --      50      5e-2      -65      Dynamic_Heating
LVK           -      1e-5      7e-3      0        LVK

```

This repository is an extension of the PBH constraints repository created by Bradley Kavanagh [24], so readers familiar with that repository will find most aspects to be similar. The main difference is that, contrary to PBHs, we need to specify the object’s mass profile and the set of radii we want to plot. As we can see, the first line allows the user to choose

the mass profile using one of the different shapes defined in the previous section. Then, the next entry specifies the different displayed radii, where we need to input r_{90} in powers of 10 Solar radii. The three numbers in the entry correspond to the lowest radius, highest radius and the difference between each plotted radii, respectively. Finally, the last part sets the constraints we want to add to the plot, where different columns change the bounds display as follows: `Bound` corresponds to the name as it appears in the files folder;² `linestyle` allows the change of the plotting line style; `x`, `y`, and `rotation` set the position and inclination of the displayed text, defined by the last column. Contrary to PBHs bounds, we do not allow to change the colour of a bound since this degree of freedom will be used to plot multiple radii at once.

Once a listfile is created, the plot containing all constraints is obtained by running in the terminal

```
python PlotEDObounds.py --listfile LIST_FILE --outfile OUT_FILE
```

where `LIST_FILE` is the `.txt` file defined previously and `OUT_FILE` is the name for the generated plot. Additionally, this code automatically creates the list of *bibitems* for all bounds appearing in your plot, which can be found in the file called `Cite.txt`. The produced plot using the file `bounds_all.txt` is shown in Figure 2.

3.2 Contributing to the repository

Contributions to the repository can be made by generating the necessary folder with all available bounds that apply to any specific shape and radii. So that it is easier to add into the system, we structure the files as `Bound_name>Shape>radii`, as can be seen in the example from Figure 3.

Setting each folder's and file's names correctly is very important. In particular, the bound name will be used to include the bounds in the listfile, so giving them a descriptive name is key. Inside this folder, we first classify all the bounds depending on their mass profiles, using the name codes of `NFW`, `Boson`, `Uniform` or `UCMH`. Additionally, at that level, we recommend adding a text file named `Citation.txt`, which has a small description of the set of bounds and the *bibitem* of your paper, so that it will be added to the `Cite.txt` file every time a user includes your bounds when making a plot. As an example, this is how it looks for the CMB accretion [21] bounds:

²Using the `Lensing` bound shows all lensing bounds, currently being `EROS-2`, `OGLE-IV` and `Subaru-HSC`, and gives the combination of these as a single constraint.

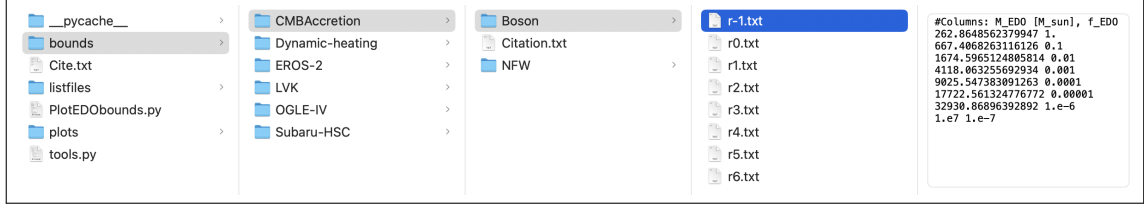


Figure 3. Structure of the files inside the EDO repository. So that it is easy to incorporate new bounds, we have different shapes and radii options inside the folder with the name corresponding to the set of bounds.

#Fig.7 in ArXiv:2403.13072

#CMB bounds due to accretion of baryonic mater around EDOs, altering recombination history.

```
@article{Croon:2024rmw,
  author = "Croon, Djuna and Sevillano Mu~noz, Sergio",
  title = "{Cosmic microwave background constraints on extended dark matter objects}",
  eprint = "2403.13072",
  archivePrefix = "arXiv",
  primaryClass = "astro-ph.CO",
  reportNumber = "IPPP/24/11",
  month = "3",
  year = "2024"
}
```

Inside each of the mass profile folders, there must be one `.txt` file containing the set of bounds for each radius. To make it easy to track, the name of each file must be `rN.txt`, where `N` is the power of 10 for r_{90} in Solar radius ($N = \log_{10}(r_{90}/R_{\odot})$), where negative numbers have a hyphen in front (e.g., `r-1.txt` for $r_{90} = 10^{-1}R_{\odot}$). Inside each of these files, the data is displayed in two columns, left and right, corresponding to M_{EDO} (in Solar masses) and the dark matter fraction corresponding to EDOs (f_{DM}), respectively. As an example, this is the `r-1.txt` file for NFW shape in CMBAccretion:

```
#Columns: M_EDO [M_sun], f_EDO
213.350665152798 1.
529.8498935703813 0.1
1269.3708748549936 0.01
2884.035135358922 0.001
5777.9293930551885 0.0001
9611.252530758793 0.00001
13853.125643302837 1.e-6
1.e7 1.e-7
```

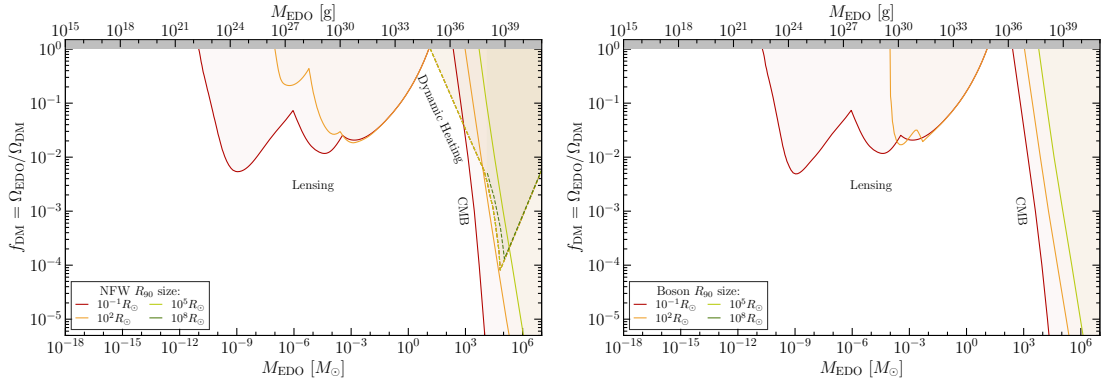



Figure 4. Example for generated plots with an incomplete set of bounds. On the left, we have an NFW sub-halo, where it is clear that the Lensing and CMB bounds do not cover the whole range of plotted radii due to the nature of constraints. On the left, in addition to this lack of constraints on Lensing and CMB, there are no bounds on dynamic heating as they have not yet been calculated for these objects.

Once a complete bounds folder is created, the instructions to add it to the repository can be found on github.com/SergioSevi/EDObounds. Having bounds for all different radii and aforementioned mass profiles is not necessary to contribute to this repository. As long as the bounds correspond to one of the mass profiles described earlier, they will automatically added to the plot to which they correspond. For example, in Figure 4, we can see that some bounds only exist for one of the mass profiles and others only for the smallest sizes. Additionally, if the set of constraints converges beyond a certain critical radius, the code will automatically apply these bounds to any smaller radii.

4 Conclusion

Dark matter candidates interacting solely gravitationally with the Standard Model leave many different imprints in our Universe that can be used to constrain them. It is thus difficult to maintain an up-to-date compilation of bounds for the same candidate. For this purpose, it is common to create repositories that allow plotting all bounds for a certain dark matter candidate, such as those for axions [23] or PBHs [24]. In this paper, we have presented the creation of a repository for extended dark matter objects.

Extended dark matter objects are a subset of MACHOs which do not behave as point-like masses. They are usually created in the early universe through a variety of mechanisms, which lead to different mass profiles associated with them. Here, we aim to create a standard of the best-motivated mass profiles so all obtained constraints can be applied to the same type of objects. In particular, we have focused on NFW subhalos and boson stars, but we have also included those EDOs with constant density or ultra-compact mini-halos. A big difference with PBHs is that these objects can have different radii, requiring different constraints for each. So far, different bounds have been found for these objects, such as via the absence of gravitational waves from binary mergers [18], (micro-)lensing [6, 8], CMB accretion [7, 21], and dynamical heating of stars [22].

In this paper, we have also provided instructions for using our repository, which is a direct extension of that by Bradley Kavanagh [24], but includes all necessary additions to allow for plotting different EDO radii simultaneously. Moreover, we included the generation of a bibliography in each generated plot so that all bounds are accordingly cited. The instructions to contribute to the repository, and the repository itself, can be found at github.com/SergioSevi/EDObounds.

Acknowledgments

We thank Bradley Kavanagh and Harikrishnan Ramani for useful discussions. DC and SSM are supported by the STFC under Grant No. ST/T001011/1.

References

- [1] C. Alcock, R. A. Allsman, D. Alves, R. Ansari, É. Aubourg, T. S. Axelrod, P. Bareyre, J.-P. Beaulieu, A. C. Becker, D. P. Bennett, S. Brehin, F. Cavalier, S. Char, K. H. Cook, R. Ferlet, J. Fernandez, K. C. Freeman, K. Griest, P. Grison, M. Gros, C. Gry, J. Guibert, M. Lachièze-Rey, B. Laurent, M. J. Lehner, É. Lesquoy, C. Magneville, S. L. Marshall, É. Maurice, A. Milsztajn, D. Minniti, M. Moniez, O. Moreau, L. Moscoso, N. Palanque-Delabrouille, B. A. Peterson, M. R. Pratt, L. Prévôt, F. Queinnec, P. J. Quinn, C. Renault, J. Rich, M. Spiro, C. W. Stubbs, W. Sutherland, A. Tomaney, T. Vandehei, A. Vidal-Madjar, L. Vigroux, and S. Zylberajch, *The Astrophysical Journal* **499**, L9 (1998).
- [2] H. Niikura *et al.*, *Nature Astron.* **3**, 524 (2019), [arXiv:1701.02151 \[astro-ph.CO\]](https://arxiv.org/abs/1701.02151) .
- [3] M. Zumalacarregui and U. Seljak, *Phys. Rev. Lett.* **121**, 141101 (2018), [arXiv:1712.02240 \[astro-ph.CO\]](https://arxiv.org/abs/1712.02240) .
- [4] H. Niikura, M. Takada, S. Yokoyama, T. Sumi, and S. Masaki, *Phys. Rev. D* **99**, 083503 (2019), [arXiv:1901.07120 \[astro-ph.CO\]](https://arxiv.org/abs/1901.07120) .
- [5] M. Fairbairn, D. J. E. Marsh, J. Quevillon, and S. Rozier, *Phys. Rev. D* **97**, 083502 (2018), [arXiv:1707.03310 \[astro-ph.CO\]](https://arxiv.org/abs/1707.03310) .
- [6] D. Croon, D. McKeen, N. Raj, and Z. Wang, *Phys. Rev. D* **102**, 083021 (2020), [arXiv:2007.12697 \[astro-ph.CO\]](https://arxiv.org/abs/2007.12697) .
- [7] Y. Bai, A. J. Long, and S. Lu, *JCAP* **09**, 044 (2020), [arXiv:2003.13182 \[astro-ph.CO\]](https://arxiv.org/abs/2003.13182) .
- [8] D. Croon, D. McKeen, and N. Raj, *Phys. Rev. D* **101**, 083013 (2020), [arXiv:2002.08962 \[astro-ph.CO\]](https://arxiv.org/abs/2002.08962) .
- [9] M. Crispim Romão and D. Croon, (2024), [arXiv:2402.00107 \[astro-ph.CO\]](https://arxiv.org/abs/2402.00107) .
- [10] W. DeRocco, N. Smyth, and V. Takhistov, (2023), [arXiv:2312.14782 \[astro-ph.CO\]](https://arxiv.org/abs/2312.14782) .
- [11] S. Bird, I. Cholis, J. B. Muñoz, Y. Ali-Haïmoud, M. Kamionkowski, E. D. Kovetz, A. Raccanelli, and A. G. Riess, *Phys. Rev. Lett.* **116**, 201301 (2016), [arXiv:1603.00464 \[astro-ph.CO\]](https://arxiv.org/abs/1603.00464) .
- [12] Y. Ali-Haïmoud, E. D. Kovetz, and M. Kamionkowski, *Phys. Rev. D* **96**, 123523 (2017), [arXiv:1709.06576 \[astro-ph.CO\]](https://arxiv.org/abs/1709.06576) .
- [13] B. J. Kavanagh, D. Gaggero, and G. Bertone, *Phys. Rev. D* **98**, 023536 (2018), [arXiv:1805.09034 \[astro-ph.CO\]](https://arxiv.org/abs/1805.09034) .

- [14] G. Bertone *et al.*, *SciPost Phys. Core* **3**, 007 (2020), [arXiv:1907.10610 \[astro-ph.CO\]](#) .
- [15] B. P. Abbott *et al.* (LIGO Scientific, Virgo), *Phys. Rev. Lett.* **123**, 161102 (2019), [arXiv:1904.08976 \[astro-ph.CO\]](#) .
- [16] Z.-C. Chen and Q.-G. Huang, *JCAP* **08**, 039 (2020), [arXiv:1904.02396 \[astro-ph.CO\]](#) .
- [17] G. Franciolini, *Primordial Black Holes: from Theory to Gravitational Wave Observations*, *Ph.D. thesis*, Geneva U., Dept. Theor. Phys. (2021), [arXiv:2110.06815 \[astro-ph.CO\]](#) .
- [18] D. Croon, S. Ipek, and D. McKeen, *Phys. Rev. D* **107**, 063012 (2023), [arXiv:2205.15396 \[astro-ph.CO\]](#) .
- [19] A. M. Green and B. J. Kavanagh, *J. Phys. G* **48**, 043001 (2021), [arXiv:2007.10722 \[astro-ph.CO\]](#) .
- [20] B. Carr, F. Kuhnel, and M. Sandstad, *Phys. Rev. D* **94**, 083504 (2016), [arXiv:1607.06077 \[astro-ph.CO\]](#) .
- [21] D. Croon and S. Sevilano Muñoz, (2024), [arXiv:2403.13072 \[astro-ph.CO\]](#) .
- [22] P. W. Graham and H. Ramani, (2024), [arXiv:2404.01378 \[hep-ph\]](#) .
- [23] C. O’Hare, “cajohare/axionlimits: Axionlimits,” <https://cajohare.github.io/AxionLimits/> (2020).
- [24] B. J. Kavanagh, “Repository for PBH bounds,” <https://doi.org/10.5281/zenodo.3538999>.
- [25] J. F. Navarro, C. S. Frenk, and S. D. M. White, *ApJ* **462**, 563 (1996), [arXiv:astro-ph/9508025 \[astro-ph\]](#) .
- [26] F. E. Schunck and E. W. Mielke, *Class. Quant. Grav.* **20**, R301 (2003), [arXiv:0801.0307 \[astro-ph\]](#) .
- [27] N. Bar, D. Blas, K. Blum, and S. Sibiryakov, *Phys. Rev. D* **98**, 083027 (2018), [arXiv:1805.00122 \[astro-ph.CO\]](#) .
- [28] E. Witten, *Phys. Rev. D* **30**, 272 (1984).
- [29] A. R. Zhitnitsky, *JCAP* **10**, 010 (2003), [arXiv:hep-ph/0202161](#) .
- [30] M. Ricotti and A. Gould, *Astrophys. J.* **707**, 979 (2009), [arXiv:0908.0735 \[astro-ph.CO\]](#) .
- [31] E. Bertschinger, *ApJS* **58**, 39 (1985).
- [32] F. C. van den Bosch, G. Ogiya, O. Hahn, and A. Burkert, *Mon. Not. Roy. Astron. Soc.* **474**, 3043 (2018), [arXiv:1711.05276 \[astro-ph.GA\]](#) .