
MIRAI: Evaluating LLM Agents for Event Forecasting

Chenchen Ye^{*1}, Ziniu Hu^{*2}, Yihe Deng^{*1}, Zijie Huang¹,
Mingyu Derek Ma¹, Yanqiao Zhu¹, Wei Wang¹

¹University of California, Los Angeles

²California Institute of Technology

<https://mirai-llm.github.io/>

Abstract

Recent advancements in Large Language Models (LLMs) have empowered LLM agents to autonomously collect world information, over which to conduct reasoning to solve complex problems. Given this capability, increasing interests have been put into employing LLM agents for predicting international events, which can influence decision-making and shape policy development on an international scale. Despite such a growing interest, there is a lack of a rigorous benchmark of LLM agents' forecasting capability and reliability. To address this gap, we introduce MIRAI, a novel benchmark designed to systematically evaluate LLM agents as temporal forecasters in the context of international events. Our benchmark features an agentic environment with tools for accessing an extensive database of historical, structured events and textual news articles. We refine the GDELT¹ event database with careful cleaning and parsing to curate a series of relational prediction tasks with varying forecasting horizons, assessing LLM agents' abilities from short-term to long-term forecasting. We further implement APIs to enable LLM agents to utilize different tools via a code-based interface. In summary, MIRAI comprehensively evaluates the agents' capabilities in three dimensions: 1) autonomously source and integrate critical information from large global databases; 2) write codes using domain-specific APIs and libraries for tool-use; and 3) jointly reason over historical knowledge from diverse formats and time to accurately predict future events. Through comprehensive benchmarking, we aim to establish a reliable framework for assessing the capabilities of LLM agents in forecasting international events, thereby contributing to the development of more accurate and trustworthy models for international relation analysis.²

1 Introduction

Accurate forecasting of international events is crucial [1], as understanding the evolution of geopolitical developments enables stakeholders to make informed decisions, mitigate risks, and seize opportunities in the interconnected world. Traditionally, researchers in international relations rely on domain expertise [2, 3]. They conduct detailed analyses of the complex interplay among nations, considering alliances, trade agreements, ideological affinities, and historical rivalries to forecast events such as conflicts, collaborations, or alliance shifts [4]. With the rapid development of deep learning techniques, forecasting through data-driven neural networks becomes an attractive alternative. Despite their success, current methods rely on single types of information—either structured knowledge graphs [5–7] or textual datasets [8, 9]. Knowledge graphs, although organized, can suffer from incompleteness [10] or bias [11], while textual analyses may lack the necessary factual grounding for precise predictions. Moreover, these models are unable to ground their reasoning to

* Equal Contribution.

¹GDELT: <https://www.gdeltproject.org/>

²Our dataset is available on [Google Drive](#), the code can be found on [GitHub](#), and an interactive demo is provided through a [Google Colab notebook](#).

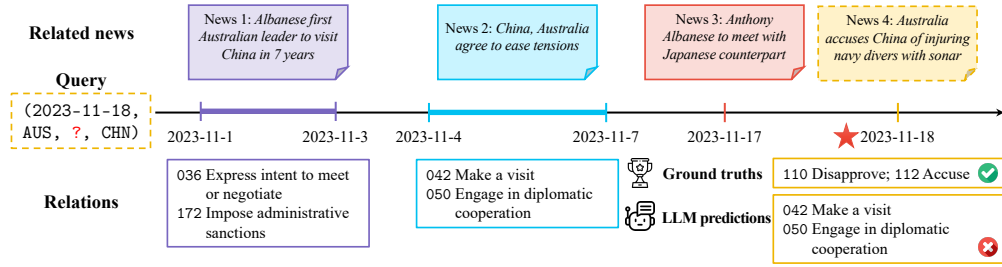


Figure 1: An example of forecasting the relations between Australia and China on Nov.18.2023. The database contains query-related historical relations and news articles, while the agent fails to predict the change of relation and makes a wrong forecast.

historical evidence, which compromises the interpretability and validation of their forecasts. These limitations raise concerns about AI forecasters’ reliability, particularly for high-stake scenarios [12]. Large Language Model (LLM) agents present a promising path for overcoming these challenges [13–17]. These advanced AI systems exhibit the potential to mimic human experts by utilizing a diverse array of tools to automatically gather and process information from various sources, including text, knowledge graphs, and numerical data [18–21]. Trained on extensive textual data, LLMs [22–25] are capable of grasping the subtleties of international relations, reasoning through complex relationships with linguistic explanations, and planning their tool usage effectively [26–29]. Such capability opens up new possibilities for developing transparent and interpretable forecasting models that can be further scrutinized and refined.

Despite the immense potential of LLM agents for event forecasting, there is a lack of standardized benchmarks to assess their forecasting abilities in the realm of intricate international events. To address this gap, we introduce MIRAI (Multi-Information Forecasting Agent Interface), a novel benchmarking environment designed to rigorously assess and advance the capabilities of LLM agents for international event forecasting over time. MIRAI adapts real-world international event data derived from the Global Database of Events, Language, and Tone (GDELT) [30] to an event-forecasting task format across different horizons, providing a robust assessment of LLM performance. The framework’s agentic environment enables LLMs to interact with both relational and textual databases through Application Programming Interfaces (APIs), facilitating autonomous information gathering, processing, and application in a contextually relevant manner.

We evaluate both open and closed sourced LLMs on MIRAI with ReAct-Style [31] Agents and “Single Function” and “Code Block” action types. Our extensive experiments revealed: 1) Temporal forecasting tasks are challenging for LLM agents, with the highest-performing GPT-4o agent using full suite of APIs achieves a 29.6 F1 score in second-level relation prediction tasks; while tasks involving long-term and fine-grained event forecasting are even more challenging; 2) The “Code Block” tool-use strategy, which allows more flexible interactions, demands robust code generation capabilities. Notably, GPT-4o is the only model that effectively utilizes and benefits from this strategy. These findings emphasize the need for ongoing research into temporal reasoning and the effective use of tools by LLM agents. We expect that MIRAI could serve as a standard benchmark for evaluating LLMs in event forecasting. This would support the development of more precise and reliable models for political analysis, enhancing our understanding of global dynamics.

2 The MIRAI Benchmark

In this section, we introduce MIRAI benchmark from: the specifics of the data and tasks (Sec. 2.1), the implemented agents and environments (Sec. 2.2), and the database construction details (Sec. 2.3).

2.1 Data and Tasks

We introduce MIRAI, a benchmark crafted for evaluating LLM agents for temporal forecasting in the realm of international events, with tool-use and complex reasoning. We consider *forecasting* as the process of collecting essential historical data and performing temporal reasoning to anticipate the outcomes of future events.

Formally, we represent an event as $e^t = (t, s, r, o)$, where t is the timestamp³, $s, o \in \mathcal{C}$ are respectively the subject and object countries⁴ from the country pool \mathcal{C} , and $r \in \mathcal{R}$ denotes the relation type

³Each timestamp uniquely represents a day, formatted in "YYYY-MM-DD".

⁴In this paper, the term "country" includes all countries, dependent territories, special geographic areas, and their subdivisions. We use the standardized ISO-3166 Alpha-3 codes for country names, such as "AUS" for Australia and "CHN" for China, to maintain global consistency.

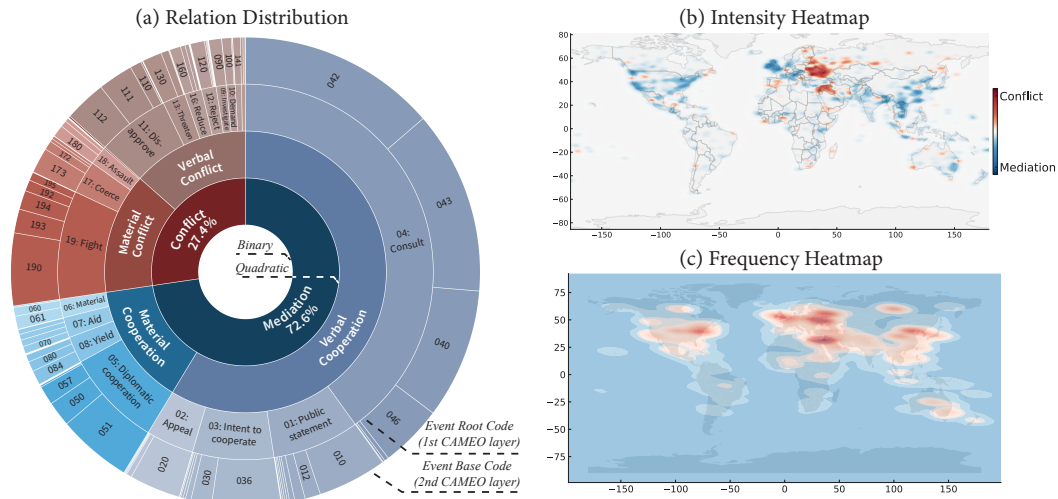


Figure 2: MIRAI comprehensively covers global event data. (a) The circular chart shows the relation hierarchy and distribution in MIRAI. (b) The heatmap visualizes the intensity of these events globally, distinguishing between areas of conflict (red) and mediation (blue). (c) The heatmap illustrates the frequency of these events, highlighting regions with the most occurrences.

defined by the Conflict and Mediation Event Observations (CAMEO) ontology [32]⁵. As shown in Figure 2a, we incorporate two hierarchical levels from the CAMEO ontology to facilitate a detailed and comprehensive analysis of geopolitical dynamics. The first level includes 20 broad categories, represented by a two-digit code (e.g., “01: Public Statement” or “04: Consult”), which are subdivided into second-level categories identified by a three-digit code that corresponds to its parent category. For example, “03: Express intent to cooperate” is a first-level category that includes 10 different second-level relations such as “036: Express intent to meet or negotiate”. Subsequently, the quadruple “(2023-11-03, AUS, 036, CHN)” denotes that on 3 November 2023, the Australian leader announces a planned visit to China. These relations are also organized along two dimensions, from **Verbal** to **Material** and from **Conflict** to **Cooperation**, to form a quadratic categorization in the inner circle of Figure 2a.

Furthermore, a collection of events that happened at the same timestamp t form a *timestamped event set* $\mathbf{E}^t = \{e_1^t, \dots, e_M^t\}$, where M is the number of unique events at time t . These events $\{\mathbf{E}^t\}_{t=1}^T$ can therefore be organized into a temporal graph, with countries as nodes and events’ relations as edges.

The task of **event forecasting** $(t + l, s, ?, o)$ is to predict all the events between a pair of countries s and o , happening l days in the future from the current time t . Formally, given historical events up to the current time $\mathbf{E}^{\leq t}$, our goal is to forecast future relationships $\mathbf{E}_{s,o}^{t+l}$ between a pair of countries. This includes utilizing events involving third parties, such as interactions with their mutual neighbors.

In the example of Figure 1, we demonstrate how to predict which actions Australia will adopt towards China on 18 November 2023 based on all available information up to 17 November 2023. This can also be formatted as a structured query “(2023-11-17 + [1 day], AUS, ?, CHN)”, where the temporal distance of the forecasted event is one day. From the historical events, we can see that the two countries last long-standing tensions; though news show the leader of Australia visited China and agreed to ease tension, this signal does not change the overall tendency, and their relationship keeps being Disapprove and Accuse on certain focuses. Thus, the agent over-relying short-term news and eventually gives the wrong prediction diplomatic cooperation.

2.2 Agents and Environments

Similar to human political analysts, LLM agents must leverage a variety of information sources to make reliable predictions. To this end, we abstract the environment by incorporating coding APIs that facilitate interactions with various knowledge sources. Within this environment, we can develop an LLM agent that employs these APIs through the ReAct strategy [33], characterized by the iterative steps of *think*, *act*, and *observe*. This structured approach allows the agent to analyze the current situation, retrieve additional data, and observe outcomes to make reliable forecasting.

APIs. We provide a comprehensive set of API to the LLM agent, enabling the execution of the generated codes to access a rich database of historical events and news articles. The API contains the

⁵CAMEO is a well-established ontology for categorizing international political events, meticulously developed by experts to enable detailed analysis across multiple levels of granularity.

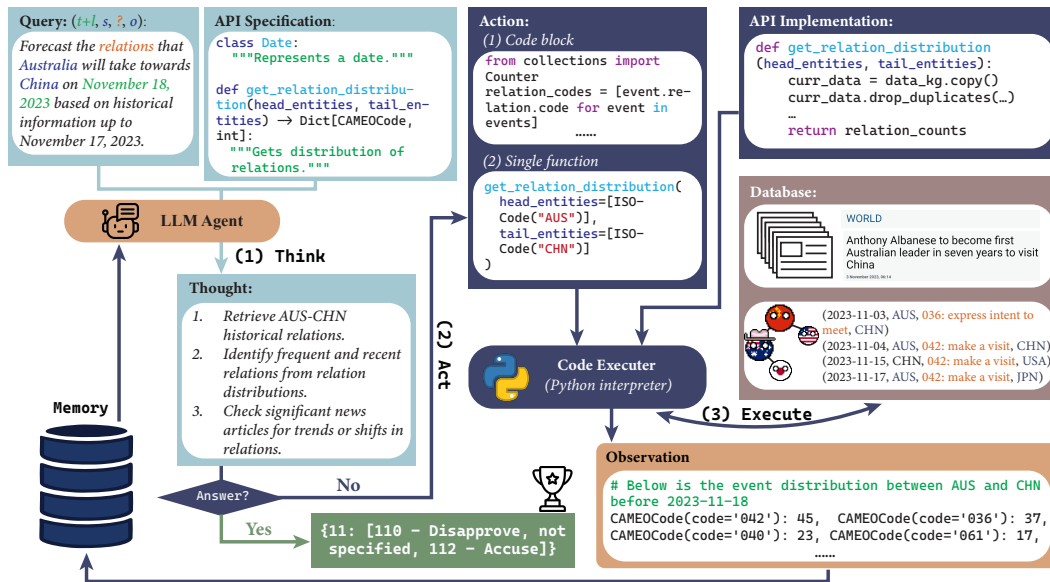


Figure 3: Overview of the LLM agent’s interaction with the multi-source environment using the ReAct strategy for forecasting a query event. The framework consists of three main steps: (1) Think: The agent analyzes the current status and plans the next action based on the query and the provided API specifications. (2) Act: The agent generates a “Single Function” call or a “Code Block” to retrieve and analyze relevant data from the database. (3) Execute: The Python interpreter runs the generated code with the API implementation and database and produces observations. These steps are iteratively performed until the agent reaches a final forecast for the future relation.

essential *data classes* and a suite of *functions* designed to accommodate various types of information within the database. *Data classes* range from unary types such as date, country, and relation, to composite types like date range, event, and news articles. *Functions*, executable via standard Python syntax, allow the agent to efficiently query the database through code interface. The design of these functions is characterized in two aspects:

- **Information types.** These functions cover various types of information, including country and relation code-name mapping and hierarchy, and count, listing, and distribution of events and news articles. For example, the function `map_relation_description_to_cameo` takes a relation description and returns a list of the five most likely relations with their respective CAMEO codes, names, and descriptions, providing precise relation information as needed.
- **Search conditions.** Additionally, the API functions related to events and news articles include various optional parameters that enable tailored searches based on different criteria. For instance, the function `get_event` enables searches by specifying conditions like `date_range`, `head_entities`, `tail_entities`, `relations`, and `text_description` to fetch events that meet these conditions from the database.

The API specifications and full implementations are shown in Appendix M.

Interaction with environment. In MIRAI, agents are given the API specifications, which include meticulously documented Python docstrings for all data classes and function definitions, abstracting the underlying implementation details. The environment is equipped with a Python code sandbox with full access to APIs and databases. The agent uses the ReAct strategy in an iterative manner, alternating between *think*, *act*, and *observe* to gather information and perform forecasting. The pipeline is illustrated in Figure 3.

1. **Think.** Specifically, the agent first *thinks* about the current situation. If it is confident to deliver a final forecast based on the current information and analysis, it provides the answer and stops the iteration. Otherwise, it further analyzes the current status and plans subsequent actions. In the first step shown in Figure 3, the agent plans to first retrieve recent events directly involving the two countries and later verify the details by checking related news articles.
2. **Act.** Next, the agent *acts* by generating executable codes to interact with the environment. There are two types of action: “Single Function” or “Code Block”. A “Single Function” facilitates straightforward data retrieval, whereas a “Code Block” supports a more flexible and larger action space, accommodating complex control flows such as loops and conditional statements. Also, the agent is allowed to use functions defined in the API and can additionally utilize safe, well-

established Python libraries such as `numpy`, `networkx`, and `scikit-learn`. As shown in Figure 3, the agent can write either a “Code Block” with an imported library and an inline loop, or a “Single Function” call with targeted countries as the argument value.

3. **Observe.** The environment receives the code generated by the agent, executing it internally using a Python interpreter with full access to API implementations and the database. The output from this execution is then passed to the agent as the content of its ‘Observation’ step. In particular, the agent can *observe* the corresponding output if its generated code executes successfully; otherwise, it can only *observe* a specified error message along with the error type. In the figure, the written code is executed, and results are sent back to the agent memory to proceed next iteration.

These ‘Thought’, ‘Action’, and ‘Observation’ from the previous iterations are stored in the agent’s memory base and used as the context of the agent in the next iteration. Additionally, the variables defined in the code generated in any previous action steps are stored and available for future actions. Examples are shown in Appendix L.

2.3 Database Construction

Pre-processing. We construct a GDELT-based environment to enable agents’ interaction with both knowledge graph and textual information. Initially, we filtered the dataset for events occurring between Jan. 1, 2023, and Nov. 30, 2023, aligning event dates with their respective news publish dates to avoid information leakage. We standardize the `CountryCode` to ISO-3166 norms and exclude any entries with missing or outdated codes, and standardize `Event codes` to the second level of the CAMEO ontology to ensure a consistent and detailed representation. Third-level event codes, which are more noisy and contain more extraction errors were excluded. We also only consider international events. For the news articles, credibility was assessed by counting the daily mentions of each event, with a threshold of at least 50 mentions to filter out unreliable sources. News content, including titles and body text, was then downloaded and cleaned following the OBELICS [34] protocol, which involved removing low-quality text based on word counts, character and word repetition ratios, and the presence of special characters and flagged words, thereby significantly reducing noise and enhancing the reliability of the textual information stored in our database. We list the details for dataset construction in Appendix F. We finalized a collection of 991,759 GDELT event records, corresponding to 59,161 unique (t, s, r, o) events and 296,630 unique news articles. We display our curated events over the world map in Figure 2b and 2c, illustrating global coverage and varying intensities of conflict and mediation across regions.

Test query set construction. We construct the test data using records from November 2023, comprising 152,500 GDELT event records and 7385 unique events. To further ensure the data quality and minimize potential extraction errors inherent in GDELT records, we set a higher threshold of at least 100 daily mentions and 5 downloaded news articles for each event. This stricter filtering results in a collection of 2,136 unique (t, s, r, o) events. We construct the test query set based on this collection, which leads to 705 $(t, s, ?, o)$ query and answer, where each answer includes a list of relations occurring between the specified subject and object country at time t in this collection. Note that this stricter filtering is only applied for the test query construction and will not remove data from the database. Additionally, we sample 100 queries from the test query set to form a test query subset, ensuring a balanced representation of dates throughout the month, countries across continents, and relations spanning the first-level CAMEO code types.

Evaluation metrics. We instruct the agent to generate final forecasting answer in a JSON dictionary, where keys are predicted two-digit first-level CAMEO codes and the values are lists of predicted three-digit second-level CAMEO codes inherited from the keys. For example, the JSON dictionary “{“01”: [“011”, “012”], “02”: [“023”]}” indicates the first level relation predictions for “01: Make public statement” and “02: Appeal”, along with second level relation predictions “011: Decline comment”, “012: Make pessimistic comment”, and “023: Appeal for material aid”. We evaluate these relation predictions by calculating precision, recall, and F1 score between the predicted and ground-truth lists. Moreover, we map the predicted and ground truth relations to their respective binary and quadratic classes (as shown in Figure 2a). Since each relation in the ground-truth list may belong to different classes, we employ the empirical Kullback-Leibler (KL) divergence of predictions to the ground truth: $D_{KL}(P||Q) = \sum_i P(i) \log \left(\frac{P(i)}{Q(i)} \right)$ to measure the discrepancy, where P and Q represent the frequencies of ground-truth and predicted relations respectively. A lower KL divergence indicates a better alignment of the model’s predictions with the ground-truth list.

Table 1: Experimental results on the test set with different agent tools and the tool-use strategies. The best-performing score is highlighted in **bold** and the second-best is underlined.

Agent	Tool-Use		Binary KL (\downarrow)	Quad KL (\downarrow)	First-level Relation (%)			Second-level Relation (%)		
	Action Type	API			Pre. (\uparrow)	Rec. (\uparrow)	F1 (\uparrow)	Pre. (\uparrow)	Rec. (\uparrow)	F1 (\uparrow)
Direct IO	—	—	6.5 \pm 1.7	15.9 \pm 1.5	27.6 \pm 8.1	19.7 \pm 5.9	18.8 \pm 6.9	6.6 \pm 1.5	5.1 \pm 0.4	3.5 \pm 0.8
ZS-CoT	—	—	6.9 \pm 0.8	10.1 \pm 0.8	27.6 \pm 4.0	36.0 \pm 4.5	26.7 \pm 4.1	10.2 \pm 1.4	17.4 \pm 1.1	10.5 \pm 0.7
ReAct	Single Function	<i>Event-Only</i>	33.5 \pm 0.7	<u>6.7\pm0.7</u>	44.3 \pm 3.9	<u>54.2\pm3.9</u>	41.4 \pm 1.7	<u>25.3\pm2.6</u>	47.4 \pm 2.4	<u>26.9\pm1.9</u>
	Single Function	<i>News-Only</i>	6.1 \pm 1.0	12.8 \pm 0.6	27.8 \pm 3.1	25.9 \pm 2.9	21.8 \pm 2.3	6.3 \pm 2.2	9.0 \pm 2.0	5.4 \pm 1.3
ReAct	Single Function	All	3.1\pm0.5	5.9\pm1.0	47.6\pm5.8	58.3\pm2.6	44.2\pm4.0	28.7\pm3.9	51.0\pm4.0	29.6\pm3.7
	Code Block	All	<u>5.1\pm0.9</u>	8.9 \pm 0.5	27.1 \pm 4.0	38.6 \pm 2.5	25.9 \pm 2.2	11.6 \pm 2.4	26.3 \pm 2.0	12.6 \pm 1.7

3 Experiments

Our experiment section begins with comparing the forecasting performance of different agent methods with different prediction horizons (Sec.3.1). Moreover, we evaluate agents with different base language models (Sec.3.2), and finally analyze several key aspects (Sec.3.3) to understand agents’ behavior.

3.1 Evaluate Forecasting with Different Agent Methods and Tools

We investigate the effect of different tools (APIs) and agent tool-use strategies. We use `gpt-3.5-turbo-0125` [35] as the base model and evaluate on the 705 queries in the test set. For all experiments, we set the model temperature to 0.4 and run 5 times to calculate the mean and standard deviation. We provide the detailed prompts in Appendix K.

For agent implementations, we consider the following two methods without tool-use:

Direct IO represents the standard LLM chatbot approach that provides answers without tool-use or explicit reasoning. This serves as a baseline to reflect the internal world knowledge of the LLMs when forecasting.

Zero-Shot Chain-of-Thought (ZS-CoT) [36, 37]: In the ZS-CoT variant, we add an instruction prompt to the LLM to encourage explicit step-by-step thinking before making the final prediction.

For Tool-Use agents, We follow **ReAct** [31] to interact with our provided environments through an iterative process of thinking, acting, and observing. We implement two variants of ReAct for tool-use: 1) “**Single Function**” and 2) “**Code Block**”. Details are discussed in Sec. 2.2.

ReAct agents can utilize tools. We thus implement different variants by restricting their access to utilize 1) *News-Only* APIs; 2) *Event-Only* APIs; 3) *All* data classes and functions.

The experimental results in Table 1 reveal several key insights into agent performance:

1) MIRAI presents a challenging task for LLM agents. The best agent (ReAct with “**Single Function**” using all APIs) for second-level relation predictions achieves a precision of 28.7 and an F1 score of 29.6. These results underscore the complexity and difficulty of the temporal forecasting tasks in MIRAI and highlight the substantial room for improvement in LLM agents for event forecasting.

2) Predicting fine-grained relations proves more difficult. All models exhibit higher KL divergence for quadratic than binary classes, and lower F1 scores for second-level predictions compared to first-level ones. These findings confirm that predicting fine-grained relation types is more challenging.

3) Diverse tool-use is critical for temporal forecasting. ZS-CoT and Direct-IO, which rely solely on the internal world knowledge of LLMs for forecasting without tool-use, significantly underperform the ReAct agent with full API access to the database. This emphasizes the importance of basing forecasting and reasoning on retrieved historical data and knowledge. In terms of tool types, ReAct agents using *News-Only* APIs perform much worse than agents with *Event-Only* APIs. While news articles provide detailed context for events, they can also introduce noise and lead to issues such as excessively long context, posing additional challenges for LLM agents. Moreover, the agents using both types of information achieve the optimal results.

3.2 Evaluate Forecasting with Different Base LLMs

We then investigate the role of the underlying LLMs in the agent’s performance. We evaluate both open-sourced LLM `Mistral-7B-Instruct-v0.2` [38] (run on a single NVIDIA RTX A6000 GPU), as well as close-sourced LLMs including `gpt-3.5-turbo-0125` [35], `gpt-4-turbo-2024-04-09` [22], and the recently released `gpt-4o-2024-05-13` [39]. Comparisons are done on a data-balanced test subset comprising 100 queries, with all models evaluated under the ReAct framework, allowing access to all APIs. The action types can be either “**Single Function**” or “**Code Block**” with a maximum tool call limit set to 20 steps. All models use the same prompt content and structure

Table 2: Experimental results on the test subset using different base LLMs and action types. The best-performing score is highlighted in **bold** and the second-best is underlined.

Model	Training Data Cutoff Date	Action Type	Binary KL (\downarrow)	Quad KL (\downarrow)	First-level Relation (%)			Second-level Relation (%)		
					Pre. (\uparrow)	Rec. (\uparrow)	F1 (\uparrow)	Pre. (\uparrow)	Rec. (\uparrow)	F1 (\uparrow)
Mistral-7B	—	Single Function	9.6 \pm 2.4	14.1 \pm 1.9	27.2 \pm 8.2	13.1 \pm 3.6	14.4 \pm 3.2	14.1 \pm 4.4	7.0 \pm 2.2	6.6 \pm 2.3
		Code Block	9.0 \pm 3.0	13.1 \pm 2.3	25.8 \pm 6.9	10.4 \pm 4.8	11.1 \pm 3.8	10.0 \pm 3.8	5.8 \pm 4.1	4.6 \pm 1.1
gpt-3.5-turbo	2021-09	Single Function	3.9 \pm 1.0	6.7 \pm 1.7	<u>52.6</u> \pm 9.3	46.8 \pm 8.5	38.2 \pm 4.9	36.7 \pm 9.2	41.7 \pm 7.6	27.9 \pm 3.6
		Code Block	3.6 \pm 0.7	8.0 \pm 1.7	32.8 \pm 4.7	41.0 \pm 2.0	29.7 \pm 2.9	14.4 \pm 5.0	33.7 \pm 5.3	14.4 \pm 2.6
gpt-4-turbo	2023-12	Single Function	2.4 \pm 0.6	6.1 \pm 0.8	55.0 \pm 7.5	43.9 \pm 7.8	39.8 \pm 4.9	<u>33.5</u> \pm 7.5	43.5 \pm 5.4	30.0 \pm 1.9
		Code Block	2.0 \pm 1.1	6.0 \pm 2.0	46.4 \pm 8.7	51.7 \pm 10.0	40.0 \pm 8.7	32.7 \pm 4.9	43.2 \pm 9.5	28.7 \pm 5.0
gpt-4o	2023-10	Single Function	<u>1.8</u> \pm 1.0	<u>4.4</u> \pm 1.8	48.7 \pm 8.7	<u>63.7</u> \pm 8.8	45.5 \pm 4.6	31.2 \pm 6.7	<u>59.2</u> \pm 7.3	<u>32.6</u> \pm 2.7
		Code Block	1.6 \pm 1.1	4.3 \pm 1.9	42.3 \pm 9.4	64.5 \pm 9.5	<u>44.1</u> \pm 8.1	29.1 \pm 7.3	59.6 \pm 7.6	32.8 \pm 6.4

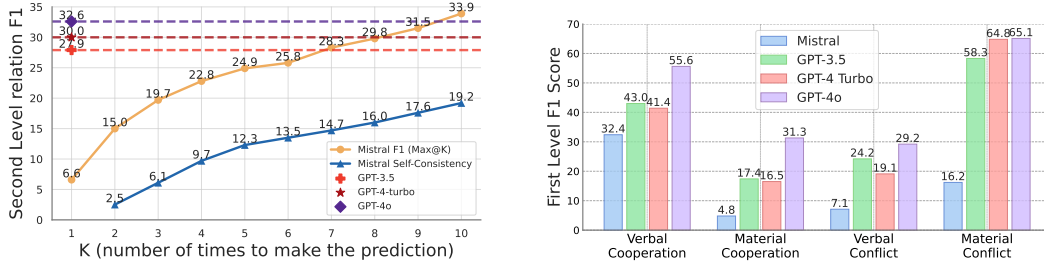


Figure 4: a) Self-consistency of Mistral-7B model increases with more samples. b) F1 scores of different base LLM agents on relation prediction, categorized based on the quadratic classes.

shown in Appendix K. The experimental results are presented in Table 2, and a further analysis of the agent’s final status is provided in Appendix J.1. We observe the following findings:

1) Code Block benefits stronger LLMs but hurts weaker models: The “Code Block” action type provides greater flexibility than the “Single Function”. However, its benefits are not uniformly achieved across all models. Mistral-7B and gpt-3.5-turbo show reduced performance with Code Block, while stronger models like gpt-4-turbo and gpt-4o gains improvements from it. This indicates that the ability to generate coherent and practical long Code Blocks is a distinguishing factor that determines LLMs as reliable forecasting agents.

2) GPT-4o consistently outperforms other models: gpt-4o, the most recent LLM, consistently achieves the highest performance across different metrics. Notably, for second-level relation prediction, gpt-4o achieves F1 scores of 32.6 and 32.8 using “Single Function” and “Code Block”, surpassing all other models including gpt-4-turbo-2024-04-09. This indicates that MIRAI is hard enough, and can effectively distinguish different LLMs’ advanced reasoning capabilities.

Can self-consistency make a small model stronger? It is evident that stronger LLMs have better agent performance; however, can we enhance a weaker LLM to achieve comparable forecasting performance using inference-time computation? To explore this, we take Mistral-7B as the base LLM with ReAct using the “Single Function” strategy. For each query, we perform multiple sampling at a temperature of 0.4. We then consider a variant of *self-consistency*, which only keeps entries appearing more than twice. We also calculate F1 (Max@K), which assesses the F1 score for each instance and keeps the maximum score across all rounds. As shown in Figure 4a, with more samples, the performance of Mistral-7B significantly improves. Initially, a single sample achieves an F1 score of 6.6 for Mistral-7B, which is considerably lower than the scores achieved by larger models. However, as more solutions being sampled, the F1 (Max@K) and self-consistency of Mistral-7B improve progressively. By the 10th samples, the Max@K reaches 33.9, even surpassing gpt-4o. This result highlights the potential of the inference-time search methods like self-consistency to push the boundaries of smaller language models in event forecasting.

Code execution error analysis. Our implemented agents interact with tools via code but often encounter execution error. We summarize the error types for different LLMs in Figure 5b. We can see that invalid dates and invalid attributes are the two most frequent errors, with even gpt-4-turbo exhibiting a frequency of such errors. Notably, gpt-4o makes significantly fewer execution errors. This enhanced code generation capability contributes to its superior performance for event forecasting.

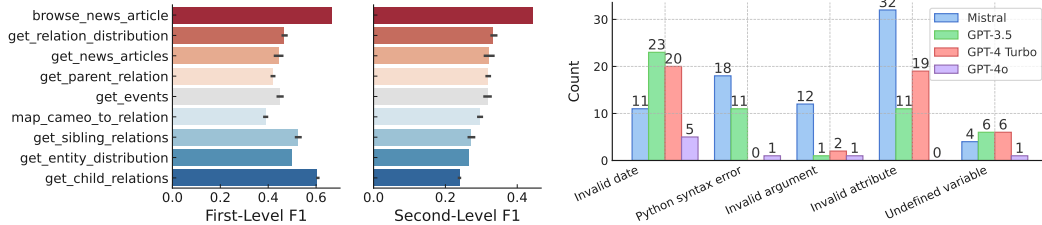


Figure 5: a) F1 Accuracy for each API function. b) Code execution error analysis for different LLMs.

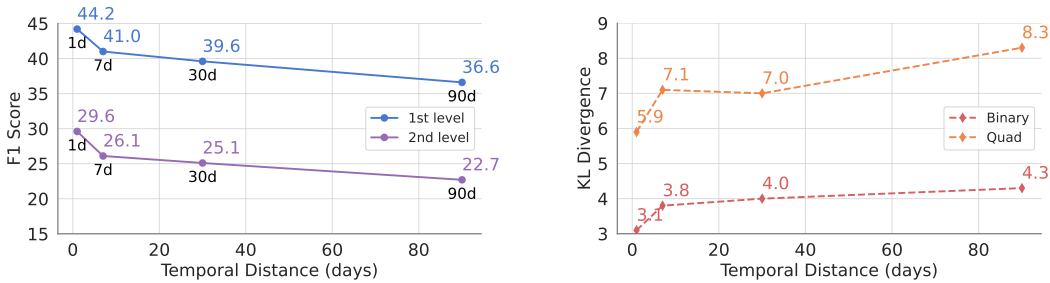


Figure 6: Evaluation of LLM Agents in different temporal distances of the forecasting event.

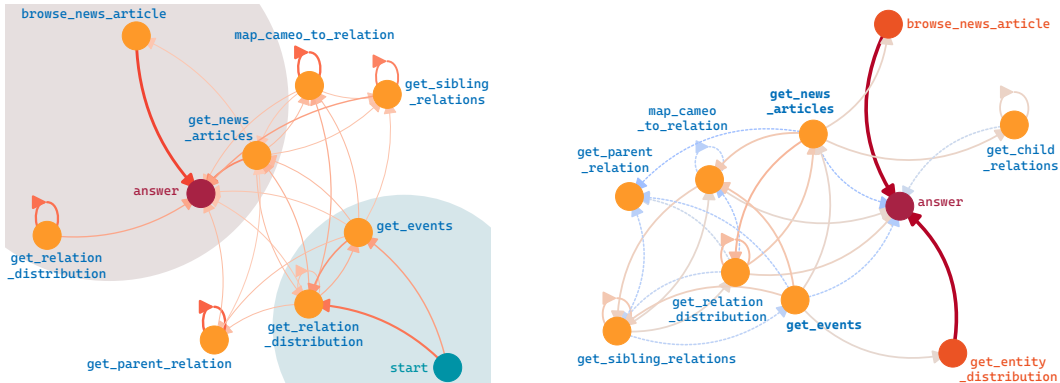


Figure 7: Action order analysis in LLM agents. a) Tool-Use Transition Graph of called API functions. Edge thickness indicates transition frequency. b) Freq.(correct) - Freq.(incorrect), in which red (blue) edges indicate positive (negative) contributions.

3.3 Analyzing Agent Behaviours

Impact of temporal distance of the forecasting target. Our defined event forecasting task varies by temporal distance l , which specifies how far into the future we want to predict. We thus conduct an ablation study with l set to 1, 7, 30, and 90 days. Specifically, we fix the query event date and limit the accessible data to l days prior to the query event date. The experimental results depicted in Figure 6 reveal a clear trend: as the temporal distance increases, the F1 score decreases and KL-divergence increases. This indicates that the agent’s ability to provide accurate predictions diminishes for events further in the future. When the temporal distance is small, such as 1 or 7 days, the agent has access to more recent and relevant information, providing a strong signal (e.g., human experts’ analysis) for making accurate predictions. Thus, to comprehensively benchmark the forecasting capabilities of LLM agents, we should focus on long-term predictions such as those spanning 30 or 90 days. These longer durations require the agents to capture and anticipate potential trend shifts, which may be influenced by a broader range of factors and more complex dependencies.

Forecasting accuracy on different relation types. We further split the datasets into distinct quadratic relation classes and compute the F1 score for each class, as illustrated in Figure 4b. The results show that all models exhibit significantly higher performance for “verbal cooperation” and “material conflict”, while lower in the other two categories. Several factors contribute to these observations. First, “verbal cooperation” events are more prevalent in the dataset, allowing the model to retrieve more such historical events. Second, “material conflicts” has a consistent pattern of extended duration within the same set of countries. Conversely, events categorized under “material cooperation” and

Table 3: Comparison of MIRAI with other temporal reasoning benchmarks. “Method” refers to the methodology of original and recent models evaluated on the benchmark. ICL stands for LLM w/ In-Context Learning, FT stands for Task-Specific Fine-Tuning.

Benchmark	Temporal Reasoning		Task Format	Information			Method
	Understanding	Forecasting		Time Series	KG	Textual	
TempQuestions [40]	✓		KGQA		✓		KGQA Systems
CRONQuestions [41]	✓		KGQA		✓		Bert-based FT
TempoQR [42]	✓		KGQA		✓		Bert-based FT
TORQUE [43]	✓		QA			✓	Bert-based FT
TempReason [44]	✓		QA		✓	✓	ICL + Task-specific FT
TRAM [45]	✓		MCQ		✓	✓	ICL + Bert-based FT
TCELongBench [46]	✓	✓	Ordering QA; MCQ			✓	ICL
ForecastQA [47]		✓	MCQ			✓	Bert-based FT
Approach [48]		✓	QA			✓	ICL
IntervalQA [8]		✓	Numerical QA; MCQ	✓		✓	ICL
TKGs [49, 30]		✓	Link Prediction		✓		Graph FT + ICL + Task-specific FT
MIRAI		✓	Relation List		✓	✓	LLM Agent

“verbal conflicts”, such as “057: Sign formal agreement” and “084: Return or release”, tend to be more abrupt and unpredictable, demanding subtle trend analysis and contextual knowledge, leading to lower performance in these categories. These observations highlight the need for LLMs capable of understanding the nuances and complexities of different event types.

How tool-use ordering influences forecasting. We further investigate the impact of action order on the GPT-4o agent in “Single Function” mode. Figure 7 shows the transition graph from the initial query to the correct final answer, with thicker edges indicating more frequent transitions. Typically, the agent begins with `get_relation_distribution` or `get_event` to gather an initial set of recent and frequent events for key information, and often concludes with `browse_news_article` and `get_news_articles`, which retrieve news content to make accurate forecasts. To further understand whether each function helps forecasting, we subtract the frequency of incorrect predictions from those of correct predictions, as shown in Figure 7b. Here, red edges represent sequences typically leading to accurate outcomes, and blue edges indicate error-prone paths. Actions like `browse_news_article` and `get_entity_distribution` typically result in correct answers more frequently. Notably, `get_news_articles` has a direct blue link to the answer, suggesting that this function leads more often to incorrect answers because it only returns news titles, which are too vague for accurate prediction. However, when followed by `browse_news_article` and then providing the answer, the agent is more likely to produce correct outcomes. Similar patterns are observed with `get_event`, where adding `get_entity_distribution` turns a negative link to a positive one to the answer. Figure 5a further demonstrates how each function contributes to the final performance, showing that for the first-level prediction, `get_{child/sibling}_relation` are more useful. These results emphasize the importance for strategic action planning in LLM agents for effective temporal forecasting.

4 Related Work

In recent years, various benchmarks have been developed to evaluate temporal reasoning capabilities in AI systems, focusing primarily on question answering and link prediction. MIRAI distinguishes itself by assessing LLMs in the *forecasting* task, and further employing a relational task format, incorporating diverse information sources of knowledge graphs, text, and code-based APIs, and utilizing an agent-based methodology that supports intermediate reasoning steps. We summarize our differences to these existing benchmarks in Table 3, and provide further discussions from the following aspects and more in Appendix D.

4.1 Temporal Reasoning Benchmarks

Many benchmarks sensing the temporal reasoning ability of AI models have been constructed, but they have different focuses and settings with MIRAI, particularly in terms of task, information, and method, as shown in Table 3. One line of benchmarks focuses on the *temporal understanding* ability of the model [40–45], such as understanding the temporal relations between available facts in knowledge graphs (KGs) or text, either a short piece of text or a document corpus. While the *temporal forecasting* task largely differs from understanding, where the reasoning target is **unseen** in the database for the model, and as such, the model has to not only understand but to reason. For forecasting, there are two main task formulations among previous benchmarks: the QA task format for benchmarks with history information represented in textual format [8, 46–48, 50], and graph link

prediction task format for temporal knowledge graph(TKG)-based benchmarks [49, 30]. However, the unformat of information sources either lacks of support to clearly structural facts or contextual detail for the model to perform advanced reasoning, while in MIRAI, we provide both information sources. Additionally, we provide carefully constructed API with various data classes and functions that access to various part of the data. With the flexibility provided by code generation, the model is exposed to a broader and more flexible range of information. More importantly, MIRAI distinguishes itself by introducing an agentic environment specifically designed to evaluate LLM agents in the forecasting task. This represents a significant departure from previous work, which has not explored or even considered the potential of performing temporal forecasting tasks using LLM agents.

4.2 Evaluation of Language Agents

Previous research has investigated the performance of LLM agents in a variety of domains, including arithmetic reasoning focused on obtaining correct solutions [51–53], proficiency assessment in utilizing tools and reporting results [54–56], evaluation of web navigation skills to find specific websites [57–59], and planning travel itineraries under given constraints [60]. However, these evaluations do not fully address the challenges posed by tasks involving complex international events with diverse information formats and temporal attributes. MIRAI presents a unique task in this context, where the agent must navigate and reason over the structured events and textual news articles with temporal information. This setup requires the agent to effectively handle multilateral relationships and information spanning different time periods. Furthermore, MIRAI assesses the LLM agent’s ability to reason and predict information that not be directly available in the provided database. This adds an additional layer of complexity, as the agent must leverage its understanding of the available information to make informed predictions about future events or fill in missing details. By evaluating LLM agents in this challenging setting, MIRAI provides valuable insights into their capacity to process and reason over complex, temporally-structured information and their ability to generate accurate predictions based on incomplete data.

4.3 LLMs for Tool-Use

Large Language Models (LLMs) have demonstrated remarkable language understanding [61] and reasoning capabilities [62]. However, they also possess inherent limitations, such as their inability to provide up-to-date responses based on external knowledge or to perform complex mathematical reasoning. In response to these challenges, recent advancements have seen the integration of LLMs with various external tools [63]. Notable examples include TALM [64] and ToolFormer [65], which utilize in-context learning to enhance the model’s ability to leverage different tools in tasks like question answering and mathematical reasoning. Chameleon [66] employs an LLM as a natural language planner to deduce the optimal sequence of tools to be used, subsequently executing these tools to generate the final output. AVIS [67] employs dynamic tree search to synthesize the most effective tool-use sequence. ToolkenGPT [68] integrates tool-use operators as special tokens and trains the model through sequence-to-sequence training. ToolLLM [69] introduces an instruction tuning dataset encompassing over 16,000 real-world APIs, significantly enhancing the model’s capability to utilize these tools effectively.

5 Conclusion and Limitation

In conclusion, we introduce MIRAI, a benchmark constructed for evaluating LLM agents in temporal forecasting international event with tools (APIs) to access an extensive historical event and news database. The results reveals the complexity and difficulty for current LLM Agents in generating contextually and syntax-wise correct code and performing complex temporal reasoning over the multi-party and multi-timestamped data for an effective prediction, highlighting a substantial space for further effects in this direction.

Our work also has several **limitations**: 1) Only a few representative LLMs were tested, leaving broader evaluations with more open-sourced models; 2) The current API is basic, primarily providing functions for counting, listing, and statistical distribution. Future enhancements could include time series analysis and the ability for agents to add new functions for more comprehensive analysis. 3) The study was limited by cost of API usage, so we only conduct small number of experimental rounds and result in high variance. More extensive testing is suggested for future studies to achieve more stable results. Full discussion of limitation can be found in Appendix C. In the future, we plan to incorporate APIs to support more knowledge sources such as time-series and multimodal information, and consider testing more open-source LLMs and agent architectures.

Acknowledgements

Research was supported in part by NIH U24DK097771, U54HG012517, NSF 1829071, 2106859, 2119643, 2200274, 2202693, and 2312501, DARPA HR00112490370, and Optum Lab.

References

- [1] Thomas Brown and Susan Lee. Predictive analytics in economic sanctions and international policy. *Journal of International Economics*, 26(4):311–330, 2018. [1](#)
- [2] Johnathan Smith and Jane Doe. Geopolitical risk assessment in international relations. *Journal of Global Politics*, 15(3):200–225, 2020. [1](#)
- [3] Emily Johnson and Mark Roberts. The role of diplomacy in shaping foreign policy. *Diplomatic Review*, 12(2):145–170, 2019. [1](#)
- [4] Richard Davis and Anh Nguyen. Strategic alliances and predictive diplomacy: A review of historical data. *Political Science Quarterly*, 132(1):45–72, 2017. [1](#)
- [5] Farzaneh Mahdisoltani, Joanna Biega, and Fabian M Suchanek. YAGO3: A Knowledge Base from Multilingual Wikipedias. January 2015. CIDR 2015. [1](#)
- [6] Woojeong Jin, Meng Qu, Xisen Jin, and Xiang Ren. Recurrent Event Network: Autoregressive Structure Inference over Temporal Knowledge Graphs, October 2020. EMNLP 2020.
- [7] Zixuan Li, Xiaolong Jin, Wei Li, Saiping Guan, Jiafeng Guo, Huawei Shen, Yuanzhuo Wang, and Xueqi Cheng. Temporal Knowledge Graph Reasoning Based on Evolutional Representation Learning, April 2021. SIGIR 2021. [1](#)
- [8] Andy Zou, Tristan Xiao, Ryan Jia, Joe Kwon, Mantas Mazeika, Richard Li, Dawn Song, Jacob Steinhardt, Owain Evans, and Dan Hendrycks. Forecasting Future World Events with Neural Networks. arXiv, October 2022. NeurIPS 2022. [1](#), [9](#), [22](#)
- [9] Revanth Gangi Reddy, Yi R. Fung, Qi Zeng, Manling Li, Ziqi Wang, Paul Sullivan, and Heng Ji. SmartBook: AI-Assisted Situation Report Generation, March 2023. arXiv. [1](#)
- [10] Luis Galárraga, Simon Razniewski, Antoine Amarilli, and Fabian M. Suchanek. Predicting completeness in knowledge bases. In Maarten de Rijke, Milad Shokouhi, Andrew Tomkins, and Min Zhang, editors, *Proceedings of the Tenth ACM International Conference on Web Search and Data Mining, WSDM 2017, Cambridge, United Kingdom, February 6-10, 2017*, pages 375–383. ACM, 2017. [1](#)
- [11] Zijie Huang, Jeehyun Hwang, Junkai Zhang, Jinwoo Baik, Weitong Zhang, Dominik Wodarz, Yizhou Sun, Quanquan Gu, and Wei Wang. Causal graph ODE: continuous treatment effect modeling in multi-agent dynamical systems. In Tat-Seng Chua, Chong-Wah Ngo, Ravi Kumar, Hady W. Lauw, and Roy Ka-Wei Lee, editors, *Proceedings of the ACM on Web Conference 2024, WWW 2024, Singapore, May 13-17, 2024*, pages 4607–4617. ACM, 2024. [1](#)
- [12] Dr Mclean, Alan Patterson, and John Williams. Risk assessment, policy-making and the limits of knowledge: The precautionary principle and international relations. *International Relations*, 23:548–566, 12 2009. [2](#)
- [13] Theodore R. Summers, Shunyu Yao, Karthik Narasimhan, and Thomas L. Griffiths. Cognitive Architectures for Language Agents, March 2024. arXiv:2309.02427 [cs]. [2](#)
- [14] Xiao Liu, Hao Yu, Hanchen Zhang, Yifan Xu, Xuanyu Lei, Hanyu Lai, Yu Gu, Hangliang Ding, Kaiwen Men, Kejuan Yang, Shudan Zhang, Xiang Deng, Aohan Zeng, Zhengxiao Du, Chenhui Zhang, Sheng Shen, Tianjun Zhang, Yu Su, Huan Sun, Minlie Huang, Yuxiao Dong, and Jie Tang. AgentBench: Evaluating LLMs as Agents, October 2023. arXiv:2308.03688 [cs].
- [15] Lilian Weng. LLM Powered Autonomous Agents, June 2023. Section: posts.
- [16] AutoGPT Documentation.
- [17] Guanzhi Wang, Yuqi Xie, Yunfan Jiang, Ajay Mandlekar, Chaowei Xiao, Yuke Zhu, Linxi Fan, and Anima Anandkumar. Voyager: An Open-Ended Embodied Agent with Large Language Models, October 2023. arXiv:2305.16291 [cs]. [2](#)
- [18] Yongliang Shen, Kaitao Song, Xu Tan, Dongsheng Li, Weiming Lu, and Yueting Zhuang. HuggingGPT: Solving AI Tasks with ChatGPT and its Friends in Hugging Face, December 2023. arXiv:2303.17580 [cs]. [2](#)

- [19] Pan Lu, Baolin Peng, Hao Cheng, Michel Galley, Kai-Wei Chang, Ying Nian Wu, Song-Chun Zhu, and Jianfeng Gao. Chameleon: Plug-and-Play Compositional Reasoning with Large Language Models, October 2023. arXiv:2304.09842 [cs].
- [20] Yuchen Zhuang, Yue Yu, Kuan Wang, Haotian Sun, and Chao Zhang. ToolQA: A Dataset for LLM Question Answering with External Tools, June 2023. arXiv:2306.13304 [cs].
- [21] Minghao Li, Yingxiu Zhao, Bowen Yu, Feifan Song, Hangyu Li, Haiyang Yu, Zhoujun Li, Fei Huang, and Yongbin Li. API-Bank: A Comprehensive Benchmark for Tool-Augmented LLMs, October 2023. arXiv:2304.08244 [cs]. 2
- [22] Josh Achiam, Steven Adler, Sandhini Agarwal, Lama Ahmad, Ilge Akkaya, Florencia Leoni Aleman, Diogo Almeida, Janko Altschmidt, Sam Altman, Shyamal Anadkat, et al. Gpt-4 technical report. *arXiv preprint arXiv:2303.08774*, 2023. 2, 6, 22
- [23] Anthropic. Claude: An ai assistant by anthropic, 2023.
- [24] Google DeepMind. Gemini: An ai model by google deepmind, 2023.
- [25] Hugo Touvron, Thibaut Lavril, Gautier Izacard, Xavier Martinet, Marie-Anne Lachaux, Timothée Lacroix, Baptiste Roziere, Naman Goyal, Eric Hambro, Faisal Azhar, et al. Llama: Open and efficient foundation language models, 2023. 2, 22
- [26] Siyu Yuan, Jiangjie Chen, Ziquan Fu, Xuyang Ge, Soham Shah, Charles Robert Jankowski, Yanghua Xiao, and Deqing Yang. Distilling Script Knowledge from Large Language Models for Constrained Language Planning, May 2023. arXiv:2305.05252 [cs]. 2
- [27] Bo Liu, Yuqian Jiang, Xiaohan Zhang, Qiang Liu, Shiqi Zhang, Joydeep Biswas, and Peter Stone. LLM+P: Empowering Large Language Models with Optimal Planning Proficiency, September 2023. arXiv:2304.11477 [cs].
- [28] Karthik Valmeekam, Matthew Marquez, Alberto Olmo, Sarath Sreedharan, and Subbarao Kambhampati. PlanBench: An Extensible Benchmark for Evaluating Large Language Models on Planning and Reasoning about Change, November 2023. arXiv:2206.10498 [cs].
- [29] Yunshan Ma, Chenchen Ye, Zijian Wu, Xiang Wang, Yixin Cao, and Tat-Seng Chua. Context-aware Event Forecasting via Graph Disentanglement. In *Proceedings of the 29th ACM SIGKDD Conference on Knowledge Discovery and Data Mining*, pages 1643–1652, August 2023. KDD 2023. 2
- [30] Kalev Leetaru and Philip A Schrod. GDEL: Global Data on Events, Location and Tone., 2013. 2, 9, 10
- [31] Shunyu Yao, Jeffrey Zhao, Dian Yu, Nan Du, Izhak Shafran, Karthik R. Narasimhan, and Yuan Cao. React: Synergizing reasoning and acting in language models. In *The Eleventh International Conference on Learning Representations, ICLR 2023, Kigali, Rwanda, May 1-5, 2023*. OpenReview.net, 2023. 2, 6
- [32] Elizabeth Boschee, Jennifer Lautenschlager, Sean O’Brien, Steve Shellman, James Starz, and Michael Ward. *Cameo.cdb.09b5.pdf*. In *ICEWS Coded Event Data*. Harvard Dataverse, 2015. 3
- [33] Shunyu Yao, Jeffrey Zhao, Dian Yu, Nan Du, Izhak Shafran, Karthik Narasimhan, and Yuan Cao. ReAct: Synergizing Reasoning and Acting in Language Models, March 2023. arXiv:2210.03629 [cs]. 3
- [34] Hugo Laurençon, Lucile Saulnier, Léo Tronchon, Stas Bekman, Amanpreet Singh, Anton Lozhkov, Thomas Wang, Siddharth Karamcheti, Alexander M. Rush, Douwe Kiela, Matthieu Cord, and Victor Sanh. OBELICS: an open web-scale filtered dataset of interleaved image-text documents. In Alice Oh, Tristan Naumann, Amir Globerson, Kate Saenko, Moritz Hardt, and Sergey Levine, editors, *Advances in Neural Information Processing Systems 36: Annual Conference on Neural Information Processing Systems 2023, NeurIPS 2023, New Orleans, LA, USA, December 10 - 16, 2023*, 2023. 5, 28
- [35] GPT-3.5-Turbo, <https://platform.openai.com/docs/models/gpt-3-5-turbo>, 2023. 6
- [36] Jason Wei, Xuezhi Wang, Dale Schuurmans, Maarten Bosma, Brian Ichter, Fei Xia, Ed Chi, Quoc Le, and Denny Zhou. Chain-of-Thought Prompting Elicits Reasoning in Large Language Models, January 2023. arXiv:2201.11903 [cs]. 6
- [37] Takeshi Kojima, Shixiang Shane Gu, Machel Reid, Yutaka Matsuo, and Yusuke Iwasawa. Large language models are zero-shot reasoners. In Sanmi Koyejo, S. Mohamed, A. Agarwal, Danielle Belgrave, K. Cho, and A. Oh, editors, *Advances in Neural Information Processing Systems 35: Annual Conference on Neural Information Processing Systems 2022, NeurIPS 2022, New Orleans, LA, USA, November 28 - December 9, 2022*, 2022. 6

- [38] Albert Q. Jiang, Alexandre Sablayrolles, Arthur Mensch, Chris Bamford, Devendra Singh Chaplot, Diego de las Casas, Florian Bressand, Gianna Lengyel, Guillaume Lample, Lucile Saulnier, L lio Renard Lavaud, Marie-Anne Lachaux, Pierre Stock, Teven Le Scao, Thibaut Lavril, Thomas Wang, Timoth e Lacroix, and William El Sayed. Mistral 7b, 2023. 6
- [39] Gpt-4o contributions. 2024. 6
- [40] Zhen Jia, Abdalghani Abujabal, Rishiraj Saha Roy, Jannik Str tgen, and Gerhard Weikum. TempQuestions: A Benchmark for Temporal Question Answering. In *Companion Proceedings of the The Web Conference 2018, WWW ’18*, pages 1057–1062, Republic and Canton of Geneva, CHE, April 2018. International World Wide Web Conferences Steering Committee. ISBN 978-1-4503-5640-4. WWW 2018. 9
- [41] Apoorv Saxena, Soumen Chakrabarti, and Partha Talukdar. Question Answering Over Temporal Knowledge Graphs. In *Proceedings of the 59th Annual Meeting of the Association for Computational Linguistics and the 11th International Joint Conference on Natural Language Processing (Volume 1: Long Papers)*, pages 6663–6676, Online, August 2021. Association for Computational Linguistics. ACL 2021. 9
- [42] Costas Mavromatis, Prasanna Lakkur Subramanyam, Vassilis N. Ioannidis, Soji Adeshina, Phillip R. Howard, Tetiana Grinberg, Nagib Hakim, and George Karypis. TempoQR: Temporal Question Reasoning over Knowledge Graphs. arXiv, December 2021. AAAI 2022. 9
- [43] Qiang Ning, Hao Wu, Rujun Han, Nanyun Peng, Matt Gardner, and Dan Roth. TORQUE: A Reading Comprehension Dataset of Temporal Ordering Questions. In *Proceedings of the 2020 Conference on Empirical Methods in Natural Language Processing (EMNLP)*, pages 1158–1172, Online, November 2020. Association for Computational Linguistics. EMNLP 2020. 9
- [44] Qingyu Tan, Hwee Tou Ng, and Lidong Bing. Towards Benchmarking and Improving the Temporal Reasoning Capability of Large Language Models. In *Proceedings of the 61st Annual Meeting of the Association for Computational Linguistics (Volume 1: Long Papers)*, pages 14820–14835, Toronto, Canada, July 2023. Association for Computational Linguistics. ACL 2023. 9
- [45] Yuqing Wang and Yun Zhao. TRAM: Benchmarking Temporal Reasoning for Large Language Models, May 2024. arXiv:2310.00835 [cs]. 9
- [46] Zhihan Zhang, Yixin Cao, Chenchen Ye, Yunshan Ma, Lizi Liao, and Tat-Seng Chua. Analyzing Temporal Complex Events with Large Language Models? A Benchmark towards Temporal, Long Context Understanding, June 2024. arXiv:2406.02472 [cs]. 9, 22
- [47] Woojeong Jin, Rahul Khanna, Suji Kim, Dong-Ho Lee, Fred Morstatter, Aram Galstyan, and Xiang Ren. ForecastQA: A Question Answering Challenge for Event Forecasting with Temporal Text Data. In *Proceedings of the 59th Annual Meeting of the Association for Computational Linguistics and the 11th International Joint Conference on Natural Language Processing (Volume 1: Long Papers)*, pages 4636–4650, Online, August 2021. Association for Computational Linguistics. ACL 2021. 9
- [48] Danny Halawi, Fred Zhang, Chen Yueh-Han, and Jacob Steinhardt. Approaching Human-Level Forecasting with Language Models, February 2024. URL <http://arxiv.org/abs/2402.18563>. arXiv:2402.18563 [cs]. 9
- [49] Elizabeth Boschee, Jennifer Lautenschlager, Sean O’Brien, Steve Shellman, James Starz, and Michael Ward. Icews coded event data, 2015. 9, 10
- [50] Philipp Schoenegger, Indre Tuminauskaitė, Peter S. Park, and Philip E. Tetlock. Wisdom of the Silicon Crowd: LLM Ensemble Prediction Capabilities Rival Human Crowd Accuracy, May 2024. URL <http://arxiv.org/abs/2402.19379>. arXiv:2402.19379 [cs]. 9
- [51] Subhro Roy and Dan Roth. Solving general arithmetic word problems. In *Proceedings of EMNLP*, 2015. 10
- [52] Karl Cobbe, Vineet Kosaraju, Mohammad Bavarian, Mark Chen, Heewoo Jun, Lukasz Kaiser, Matthias Plappert, Jerry Tworek, Jacob Hilton, Reiichiro Nakano, et al. Training verifiers to solve math word problems. *arXiv preprint arXiv:2110.14168*, 2021.
- [53] Arkil Patel, Satwik Bhattamishra, and Navin Goyal. Are NLP models really able to solve simple math word problems? In *Proceedings of NAACL*, 2021. 10
- [54] Minghao Li, Yingxiu Zhao, Bowen Yu, Feifan Song, Hangyu Li, Haiyang Yu, Zhoujun Li, Fei Huang, and Yongbin Li. Api-bank: A comprehensive benchmark for tool-augmented llms. In *Proceedings of EMNLP*, 2023. 10

- [55] Qiantong Xu, Fenglu Hong, Bo Li, Changran Hu, Zhengyu Chen, and Jian Zhang. On the tool manipulation capability of open-source large language models. *arXiv preprint arXiv:2305.16504*, 2023.
- [56] Yuchen Zhuang, Yue Yu, Kuan Wang, Haotian Sun, and Chao Zhang. ToolQA: A dataset for LLM question answering with external tools. In *Proceedings of NeurIPS*, 2023. 10
- [57] Xiang Deng, Yu Gu, Boyuan Zheng, Shijie Chen, Samuel Stevens, Boshi Wang, Huan Sun, and Yu Su. Mind2web: Towards a generalist agent for the web. In *Proceedings of NeurIPS*, 2023. 10
- [58] Shuyan Zhou, Frank F Xu, Hao Zhu, Xuhui Zhou, Robert Lo, Abishek Sridhar, Xianyi Cheng, Yonatan Bisk, Daniel Fried, Uri Alon, et al. Webarena: A realistic web environment for building autonomous agents. In *Proceedings of ICLR*, 2024.
- [59] Xiao Liu, Hao Yu, Hanchen Zhang, Yifan Xu, Xuanyu Lei, Hanyu Lai, Yu Gu, Hangliang Ding, Kaiwen Men, Kejuan Yang, et al. Agentbench: Evaluating llms as agents. In *Proceedings of ICLR*, 2024. 10
- [60] Jian Xie, Kai Zhang, Jiangjie Chen, Tinghui Zhu, Renze Lou, Yuandong Tian, Yanghua Xiao, and Yu Su. TravelPlanner: A Benchmark for Real-World Planning with Language Agents, February 2024. arXiv:2402.01622 [cs]. 10
- [61] Alec Radford, Karthik Narasimhan, Tim Salimans, Ilya Sutskever, et al. Improving language understanding by generative pre-training. 2018. 10
- [62] Jason Wei, Xuezhi Wang, Dale Schuurmans, Maarten Bosma, Brian Ichter, Fei Xia, Ed H. Chi, Quoc V. Le, and Denny Zhou. Chain-of-thought prompting elicits reasoning in large language models. In *NeurIPS*, 2022. URL http://papers.nips.cc/paper_files/paper/2022/hash/9d5609613524ecf4f15af0f7b31abca4-Abstract-Conference.html. 10
- [63] Grégoire Mialon, Roberto Dessì, Maria Lomeli, Christoforos Nalmpantis, Ram Pasunuru, Roberta Raileanu, Baptiste Rozière, Timo Schick, Jane Dwivedi-Yu, Asli Celikyilmaz, Edouard Grave, Yann LeCun, and Thomas Scialom. Augmented language models: a survey. In *arXiv preprint arXiv:2302.07842*, 2023. 10
- [64] Aaron Parisi, Yao Zhao, and Noah Fiedel. Talm: Tool augmented language models. In *arXiv preprint arXiv:2205.12255*, 2022. 10
- [65] Timo Schick, Jane Dwivedi-Yu, Roberto Dessì, Roberta Raileanu, Maria Lomeli, Eric Hambro, Luke Zettlemoyer, Nicola Cancedda, and Thomas Scialom. Toolformer: Language models can teach themselves to use tools. In *Proceedings of NeurIPS*, 2023. 10
- [66] Pan Lu, Baolin Peng, Hao Cheng, Michel Galley, Kai-Wei Chang, Ying Nian Wu, Song-Chun Zhu, and Jianfeng Gao. Chameleon: Plug-and-play compositional reasoning with large language models. In *Proceedings of NeurIPS*, 2023. 10
- [67] Ziniu Hu, Ahmet Iscen, Chen Sun, Kai-Wei Chang, Yizhou Sun, David Ross, Cordelia Schmid, and Alireza Fathi. AVIS: autonomous visual information seeking with large language model agent. In Alice Oh, Tristan Naumann, Amir Globerson, Kate Saenko, Moritz Hardt, and Sergey Levine, editors, *Advances in Neural Information Processing Systems 36: Annual Conference on Neural Information Processing Systems 2023, NeurIPS 2023, New Orleans, LA, USA, December 10 - 16, 2023*, 2023. URL http://papers.nips.cc/paper_files/paper/2023/hash/029df12a9363313c3e41047844ecad94-Abstract-Conference.html. 10
- [68] Shibo Hao, Tianyang Liu, Zhen Wang, and Zhiting Hu. Toolkengpt: Augmenting frozen language models with massive tools via tool embeddings. In Alice Oh, Tristan Naumann, Amir Globerson, Kate Saenko, Moritz Hardt, and Sergey Levine, editors, *Advances in Neural Information Processing Systems 36: Annual Conference on Neural Information Processing Systems 2023, NeurIPS 2023, New Orleans, LA, USA, December 10 - 16, 2023*, 2023. URL http://papers.nips.cc/paper_files/paper/2023/hash/8fd1a81c882cd45f64958da6284f4a3f-Abstract-Conference.html. 10
- [69] Yujia Qin, Shihao Liang, Yining Ye, Kunlun Zhu, Lan Yan, Yaxi Lu, Yankai Lin, Xin Cong, Xiangru Tang, Bill Qian, Sihan Zhao, Runchu Tian, Ruobing Xie, Jie Zhou, Mark Gerstein, Dahai Li, Zhiyuan Liu, and Maosong Sun. Toolllm: Facilitating large language models to master 16000+ real-world apis. *CoRR*, abs/2307.16789, 2023. doi: 10.48550/ARXIV.2307.16789. URL <https://doi.org/10.48550/arXiv.2307.16789>. 10
- [70] Qingyu Tan, Hwee Tou Ng, and Lidong Bing. Towards benchmarking and improving the temporal reasoning capability of large language models. In *ACL*, pages 14820–14835. Association for Computational Linguistics, 2023. 22

- [71] Qiang Ning, Hao Wu, Rujun Han, Nanyun Peng, Matt Gardner, and Dan Roth. TORQUE: A reading comprehension dataset of temporal ordering questions. In *EMNLP*, pages 1158–1172, 2020.
- [72] Ben Zhou, Daniel Khashabi, Qiang Ning, and Dan Roth. “going on a vacation” takes longer than “going for a walk”: A study of temporal commonsense understanding. In *EMNLP*, pages 3363–3369, 2019.
- [73] Michael Zhang and Eunsol Choi. Situatedqa: Incorporating extra-linguistic contexts into qa. In *EMNLP*, 2021.
- [74] Yuqing Wang and Yun Zhao. Tram: Benchmarking temporal reasoning for large language models. 2023. [22](#)
- [75] Woojeong Jin, Meng Qu, Xisen Jin, and Xiang Ren. Recurrent event network: Autoregressive structure inference over temporal knowledge graphs. In *EMNLP (1)*, pages 6669–6683. Association for Computational Linguistics, 2020. [22](#)
- [76] Zixuan Li, Xiaolong Jin, Wei Li, Saiping Guan, Jiafeng Guo, Huawei Shen, Yuanzhuo Wang, and Xueqi Cheng. Temporal knowledge graph reasoning based on evolutionary representation learning. In *SIGIR*, pages 408–417. ACM, 2021.
- [77] Namyoung Park, Fuchen Liu, Purvanshi Mehta, Dana Cristofor, Christos Faloutsos, and Yuxiao Dong. Evokg: Jointly modeling event time and network structure for reasoning over temporal knowledge graphs. In *WSDM*, pages 794–803. ACM, 2022. [22](#)
- [78] Cunchao Zhu, Muhao Chen, Changjun Fan, Guangquan Cheng, and Yan Zhan. Learning from history: Modeling temporal knowledge graphs with sequential copy-generation networks. In *AAAI Conference on Artificial Intelligence*, 2020. [22](#)
- [79] Haohai Sun, Jialu Zhong, Yunpu Ma, Zhen Han, and Kun He. Timetraveler: Reinforcement learning for temporal knowledge graph forecasting. In *EMNLP*, 2021.
- [80] Zixuan Li, Xiaolong Jin, Saiping Guan, Wei Li, Jiafeng Guo, Yuanzhuo Wang, and Xueqi Cheng. Search from history and reason for future: Two-stage reasoning on temporal knowledge graphs. In *ACL*, 2021. [22](#)
- [81] Rakshit Trivedi, Hanjun Dai, Yichen Wang, and Le Song. Know-evolve: deep temporal reasoning for dynamic knowledge graphs. In *ICML*, page 3462–3471, 2017. [22](#)
- [82] Zifeng Ding, Zhen Han, Yunpu Ma, and Volker Tresp. Temporal knowledge graph forecasting with neural ode. *abs/2101.05151*, 2021. [22](#)
- [83] Songgaojun Deng, Huzefa Rangwala, and Yue Ning. Dynamic knowledge graph based multi-event forecasting. In *KDD*, pages 1585–1595. ACM, 2020. [22](#)
- [84] Songgaojun Deng, Huzefa Rangwala, and Yue Ning. Understanding event predictions via contextualized multilevel feature learning. In *CIKM*, pages 342–351. ACM, 2021. [22](#)
- [85] Yunshan Ma, Chenchen Ye, Zijian Wu, Xiang Wang, Yixin Cao, and Tat-Seng Chua. Context-aware event forecasting via graph disentanglement. In *KDD*, pages 1643–1652. ACM, 2023. [22](#)
- [86] Yunshan Ma, Chenchen Ye, Zijian Wu, Xiang Wang, Yixin Cao, Liang Pang, and Tat-Seng Chua. Structured, complex and time-complete temporal event forecasting. *CoRR*, *abs/2312.01052*, 2023. [22](#)
- [87] Wenjie Xu, Ben Liu, Miao Peng, Xu Jia, and Min Peng. Pre-trained language model with prompts for temporal knowledge graph completion. In *ACL (Findings)*, pages 7790–7803. Association for Computational Linguistics, 2023. [22](#)
- [88] Dong-Ho Lee, Kian Ahrabian, Woojeong Jin, Fred Morstatter, and Jay Pujara. Temporal knowledge graph forecasting without knowledge using in-context learning. In *EMNLP*, pages 544–557. Association for Computational Linguistics, 2023. [22](#)
- [89] Ruotong Liao, Xu Jia, Yunpu Ma, and Volker Tresp. Gentkg: Generative forecasting on temporal knowledge graph. *CoRR*, *abs/2310.07793*, 2023. [22](#)
- [90] Xiaoming Shi, Siqiao Xue, Kangrui Wang, Fan Zhou, James Y. Zhang, JUN ZHOU, Chenhao Tan, and Hongyuan Mei. Language models can improve event prediction by few-shot abductive reasoning. In *NeurIPS*, 2023. [22](#)

- [91] Tom Brown, Benjamin Mann, Nick Ryder, Melanie Subbiah, Jared D Kaplan, Prafulla Dhariwal, Arvind Neelakantan, Pranav Shyam, Girish Sastry, Amanda Askell, et al. Language models are few-shot learners. *Advances in neural information processing systems*, 33:1877–1901, 2020. [22](#)
- [92] Aakanksha Chowdhery, Sharan Narang, Jacob Devlin, Maarten Bosma, Gaurav Mishra, Adam Roberts, Paul Barham, Hyung Won Chung, Charles Sutton, Sebastian Gehrmann, et al. Palm: Scaling language modeling with pathways. *Journal of Machine Learning Research*, 24(240):1–113, 2023. [22](#)
- [93] Mark Chen, Jerry Tworek, Heewoo Jun, Qiming Yuan, Henrique Ponde de Oliveira Pinto, Jared Kaplan, Harri Edwards, Yuri Burda, Nicholas Joseph, Greg Brockman, et al. Evaluating large language models trained on code. *arXiv preprint arXiv:2107.03374*, 2021. [22](#)
- [94] Yue Wang, Weishi Wang, Shafiq Joty, and Steven CH Hoi. Codet5: Identifier-aware unified pre-trained encoder-decoder models for code understanding and generation. In *Proceedings of the 2021 Conference on Empirical Methods in Natural Language Processing*, pages 8696–8708, 2021. [22](#)
- [95] Erik Nijkamp, Bo Pang, Hiroaki Hayashi, Lifu Tu, Huan Wang, Yingbo Zhou, Silvio Savarese, and Caiming Xiong. Codegen: An open large language model for code with multi-turn program synthesis. *arXiv preprint arXiv:2203.13474*, 2022. [22](#)
- [96] Yujia Li, David Choi, Junyoung Chung, Nate Kushman, Julian Schrittwieser, Rémi Leblond, Tom Eccles, James Keeling, Felix Gimeno, Agustin Dal Lago, et al. Competition-level code generation with alphacode. *Science*, 378(6624):1092–1097, 2022. [22](#)
- [97] Raymond Li, Loubna Ben Allal, Yangtian Zi, Niklas Muennighoff, Denis Kocetkov, Chenghao Mou, Marc Marone, Christopher Akiki, Jia Li, Jenny Chim, et al. Starcoder: may the source be with you! *arXiv preprint arXiv:2305.06161*, 2023. [22](#)
- [98] Ziyang Luo, Can Xu, Pu Zhao, Qingfeng Sun, Xiubo Geng, Wenxiang Hu, Chongyang Tao, Jing Ma, Qingwei Lin, and Daxin Jiang. Wizardcoder: Empowering code large language models with evol-instruct. *arXiv preprint arXiv:2306.08568*, 2023. [22](#)
- [99] Suriya Gunasekar, Yi Zhang, Jyoti Aneja, Caio César Teodoro Mendes, Allie Del Giorno, Sivakanth Gopi, Mojan Javaheripi, Piero Kauffmann, Gustavo de Rosa, Olli Saarikivi, et al. Textbooks are all you need. *arXiv preprint arXiv:2306.11644*, 2023. [22](#)
- [100] Baptiste Roziere, Jonas Gehring, Fabian Gloeckle, Sten Sootla, Itai Gat, Xiaoqing Ellen Tan, Yossi Adi, Jingyu Liu, Tal Remez, Jérémy Rapin, et al. Code llama: Open foundation models for code. *arXiv preprint arXiv:2308.12950*, 2023. [22](#)
- [101] Jinze Bai, Shuai Bai, Yunfei Chu, Zeyu Cui, Kai Dang, Xiaodong Deng, Yang Fan, Wenbin Ge, Yu Han, Fei Huang, et al. Qwen technical report. *arXiv preprint arXiv:2309.16609*, 2023. [22](#)
- [102] Daya Guo, Qihao Zhu, Dejian Yang, Zhenda Xie, Kai Dong, Wentao Zhang, Guanting Chen, Xiao Bi, Y Wu, YK Li, et al. Deepseek-coder: When the large language model meets programming—the rise of code intelligence. *arXiv preprint arXiv:2401.14196*, 2024. [22](#)
- [103] Jacob Austin, Augustus Odena, Maxwell Nye, Maarten Bosma, Henryk Michalewski, David Dohan, Ellen Jiang, Carrie Cai, Michael Terry, Quoc Le, et al. Program synthesis with large language models. *arXiv preprint arXiv:2108.07732*, 2021. [22](#)

Appendix

A	Reproducibility Statement	19
B	Datasheet for MIRAI	19
B.1	Motivation	19
B.2	Distribution	19
B.3	Maintenance	20
B.4	Composition	20
B.5	Collection Process	21
B.6	Uses	21
C	Limitations	21
D	Additional related work	22
D.1	Temporal Event Forecasting Methods	22
D.2	LLMs for Code Generation	22
E	Additional Details of the Database	23
E.1	Countries and ISO Codes	23
E.2	Relations and CAMEO Codes	24
F	Details of Dataset Construction	28
G	Term of Use for GDELT Dataset	28
H	Broader Impact	28
I	Additional Details about Agent Setup	28
J	Additional Experimental Results and Analysis	29
J.1	Analysis of the Final Status of Different LLM Agents	29
J.2	Analysis on Function Types	29
K	Prompts	31
K.1	System Prompts	31
K.1.1	System Prompt for ReAct Agent with Action Type as “Single Function”	31
K.1.2	System Prompt for ReAct Agent with Action Type as “Code Block”	32
K.1.3	System Prompt for Direct Agent	33
K.1.4	System Prompt for CoT Agent	34
K.2	Query Prompt	34
K.3	Answer Extraction Prompt	35
L	Additional Forecasting Examples of LLM Agent	36
L.1	GPT-4o-based Agent with ReAct and “Code Block” Action	36
L.1.1	Query Details	36
L.1.2	Query Prompt	36
L.1.3	System Prompt	36
L.1.4	Agent ReAct Process	37
L.1.5	Agent Final Status	41
L.2	GPT-4o-based Agent with ReAct and “Single Function” Action	41
L.2.1	Query Details	41

L.2.2	Query Prompt	41
L.2.3	System Prompt	41
L.2.4	Agent ReAct Process	42
L.2.5	Agent Final Status	45
M	Additional Information about API	47
M.1	Overview of API Data Classes and Functions	47
M.2	API Specification	48
M.3	API Implementation	53

A Reproducibility Statement

We provide detailed information and explanation of our experimental setup, dataset, and evaluation metrics, ensuring reproducibility. Specifically, we describe the following:

- Experimental setup (Sec. 3): Detailed descriptions of the hardware and software configurations, including libraries and tools used.
- Dataset (Sec. 2 & Appendix F): Comprehensive information on the dataset used, including sources, preprocessing steps, and any techniques applied.
- Evaluation Metrics (Sec. 2.3): Clear definitions for the metrics chosen to evaluate performance.

Additionally, we commit to releasing the following resources for the replication of our results:

- Codebase: The complete codebase, including scripts for data preprocessing, model serving, and evaluation. This is made available on a public repository (<https://github.com/yecchen/MIRAI>).
- Dataset: The processed dataset, along with detailed instructions on how to construct the dataset (https://drive.google.com/file/d/1xmSEHZ_wqtBu1AwLpJ8wCDYmT-jRpfrN/view?usp=sharing).

By providing these resources, we aim to ensure that our work is fully reproducible and can be independently verified by the research community.

B Datasheet for MIRAI

B.1 Motivation

1. For what purpose was the dataset created?

The MIRAI dataset was created to evaluate different capabilities of Large Language Model (LLM) agents in forecasting international events.

2. Who created the dataset and on behalf of which entity?

The dataset was developed by a group of university researchers studying LLM reasoning. All rights are held by the individuals themselves, rather than by third-party stakeholders.

3. Who funded the creation of the dataset?

The academic institutions support the university research lab that the authors affiliate in.

B.2 Distribution

1. Will the dataset be distributed to third parties outside of the entity?

Yes, the dataset, evaluation codes and leaderboards are intended to be publicly available to foster future research and development.

2. How will the dataset be distributed?

The database and codebase are currently available on [Google Drive](#) and [Github](#).

3. Have any third parties imposed IP-based or other restrictions on the data associated with the instances?

No, there are no IP-based or other restrictions on the data: MIRAI is curated based on the GDELT⁶ Event Database, which is an open platform for research and analysis of global society and all datasets released by the GDELT Project are available for unlimited and unrestricted use for any academic, commercial, or governmental use of any kind without fee; Data are allowed for any redistribution, rehost, republish, and mirror of the GDELT datasets in any form, with necessary citations⁷.

4. Do any export controls or other regulatory restrictions apply to the dataset or to individual instances?

No, there are no export controls or other regulatory restrictions applied to this dataset.

5. When will the dataset be distributed?

The dataset has been made publicly available with the [project website](#), [Google Drive](#), and [Github](#).

6. Will the dataset be distributed under a copyright or other IP license, and/or under applicable terms of use (ToU)?

The dataset will be distributed under the CC BY-NC 4.0 license, allowing for use and distribution for non-commercial purposes with appropriate attribution.

⁶GDELT Project: <https://www.gdeltproject.org/>

⁷GDELT Term of Use: <https://www.gdeltproject.org/about.html#termsofuse>

B.3 Maintenance

- 1. Who will be supporting/hosting/maintaining the dataset?**
The dataset maintenance will be supporting/hosting/maintaining by the authors.
- 2. How can the owner/curator/manager of the dataset be contacted?**
The owner/curator/manager of the dataset can be contacted through the authors' emails.
- 3. Will the dataset be updated? (e.g., to correct labeling errors, add new instances, delete instances)?**
Yes, the dataset will be updated whenever necessary to ensure accuracy, and announcements will be made accordingly.
- 4. If the dataset relates to people, are there applicable limits on the retention of the data associated with the instances (e.g., were the individuals in question told that their data would be retained for a fixed period of time and then deleted?)**
NA. This dataset does not contain data related to individuals or personal identifiers.
- 5. Will older version of the dataset continue to be supported/hosted/maintained?**
NA. Currently, there are no older versions of the dataset, as this is its first release. As the dataset evolves, the possibility of supporting and maintaining older versions will be considered based on community needs and resource availability.
- 6. If others want to extend/augment/build on/contribute to the dataset, is there a mechanism for them to do so?**
Researchers and developers interested in extending, augmenting, or contributing to the dataset are encouraged to submit their changes through GitHub pull requests. For additional inquiries or detailed discussions, contacting the authors via email is recommended.

B.4 Composition

- 1. What do the instances that comprise the dataset represent?**
Each instance in the dataset represents a structured record of international events, including the date, involved countries, and type of event, along with associated news articles and metadata.
- 2. How many instances are there in total?**
The database comprises 991,759 GDELT event records from January 2023 to November 2023, corresponding to 59,161 unique events and 296,630 news articles. The test set contains 705 relation prediction queries, and the test subset contains 100 queries.
- 3. Does the dataset contain all possible instances or is it a sample of instances from a larger set?**
The dataset represents a curated sample from the entire GDELT database. It has been created through meticulously designed data cleaning and preprocessing steps aimed at enhancing the quality and reliability of the event data.
- 4. Is there a label or target associated with each instance?**
Yes, each instance in the dataset is an event labeled with a relation type derived from the CAMEO⁸ event taxonomy.
- 5. Is any information missing from individual instances?**
No, all instances are complete with all available information.
- 6. Are there recommended data splits (e.g., training, development/validation, testing)?**
The dataset includes records from January 2023 to November 2023. The recommended testing set is constructed based on records from November 2023. For testing, each instance utilizes all preceding records as its historical dataset to ensure accuracy and relevance in analysis.
- 7. Are there any errors, sources of noise, or redundancies in the dataset?**
The dataset has undergone extensive cleaning and structuring to minimize errors and noise. However, residual noise from the original GDELT database may still be present.
- 8. Is the dataset self-contained, or does it link to or otherwise rely on external resources (e.g., websites, tweets, other datasets)?**
While the dataset is primarily self-contained, it includes URLs to news articles, providing links to external resources for further context and verification.
- 9. Does the dataset contain data that might be considered confidential?**
No, the dataset contains publicly available data and does not include confidential information.

⁸Conflict and Mediation Event Observations (CAMEO): <https://parusanalytics.com/eventdata/data.dir/cameo.html>

10. **Does the dataset contain data that, if viewed directly, might be offensive, insulting, threatening, or might otherwise cause anxiety?**

The dataset may include descriptions of sensitive events, such as global conflicts, due to its focus on international relations. However, thorough checks such as flagging word ratios are employed during the data cleaning process to identify and potentially exclude inappropriate paragraphs or entire news articles and events. This ensures the minimization of distressing content while maintaining the integrity and relevance of the dataset for academic study.

B.5 Collection Process

1. **How was the data associated with each instance acquired?**

Data for each instance was sourced from the GDELT project, which aggregates global event data and news articles from various worldwide media. Detailed information can be found in Section 2.3 and Appendix F of the paper.

2. **What mechanisms or procedures were used to collect the data (e.g., hardware apparatus or sensor, manual human curation, software program, software API)?**

Data collection was facilitated through software programs that aggregate event data and news articles from various sources. This automated collection is followed by data cleaning processes to enhance completeness and reliability. For a detailed description of the collection and cleaning methods, please refer to Section 2.3 and Appendix F of the paper. All dataset construction scripts are available in [Github](#) and also described in the README.

3. **Who was involved in the data collection process? (e.g., students, crowdworkers, contractors) and how were they compensated (e.g., how much were crowdworkers paid)?**

The data collection and preprocessing were conducted by the authors, who are university researchers. This work was performed as part of their academic research activities.

4. **Does the dataset relate to people?**

No. The dataset does not contain personal data or directly relate to individual people.

5. **Did you collect the data from the individuals in questions directly, or obtain it via third parties or other sources (e.g., websites)?**

The dataset does not involve data collected from individuals directly. Instead, it is curated from the GDELT project, which aggregates information from various global news media sources.

B.6 Uses

1. **Has the dataset been used for any tasks already?**

The dataset has not been used for any tasks other than the ones proposed and examined in this current paper, specifically for benchmarking the forecasting capabilities of LLM agents in predicting international relations.

2. **What (other) tasks could the dataset be used for?**

In addition to benchmarking LLM agents, the dataset could be valuable for research in geopolitics, the development of other event prediction algorithms, sentiment analysis of international events, and trend analysis in global political dynamics.

3. **Is there anything about the composition of the dataset or the way it was collected and preprocessed/cleaned/labeled that might impact future uses?**

The dataset was meticulously collected and preprocessed to ensure high quality and reliability. However, the reliance on the GDELT project as the primary data source and the specific cleaning process applied might influence its applicability to certain tasks. Users should consider these factors when applying the dataset to different research areas or methodologies.

4. **Are there tasks for which the dataset should not be used?**

The dataset should not be used for any tasks that violate the terms of use associated with the GDELT project.

C Limitations

We acknowledge a few limitations in our current work. Firstly, the forecasting events in the test set might have been exposed to the most recently published LLMs, such as the `gpt-4-turbo-2024-04-09`, which has training data up to December 2023. While the background knowledge of LLMs about international relations matters for accurate forecasting, this benchmark still challenges them in retrieving grounded facts from the database and performing reliable forecasting. Secondly, many other base LLMs are not tested in the experiments. However, we chose some representative models for both

open-source and closed-source LLMs, leaving more comprehensive tests for future work. Thirdly, while the current API covers functions like count, listing, and basic distribution statistics of events and news articles, more functionality can be added to the function pool in the future. For example, to further encourage the agent to analyze based on temporal trends, functions related to time series could be added to the API. We could also allow agents to generate and add useful functions to the API during their reasoning process to support a more diverse toolset. Fourthly, current experiments are limited by cost and time considerations. More rounds of experiments should be added for each different LLM and various settings. We observe some large variance in the experimental results, which may be caused by the current model temperature of 0.4 and the limited number of 5 rounds per experiment.

D Additional related work

D.1 Temporal Event Forecasting Methods

LLMs have been tested for their temporal understanding through tasks such as temporal event ordering or storyline comprehension [70–74]. In the context of temporal forecasting, LLMs have also been evaluated on recent text-based temporal forecasting benchmarks [8, 46]. However, these evaluations typically involve providing LLMs with retrieved context for in-context learning and then directly answering the forecast question. This approach limits the interaction between the LLM and the database and lacks important intermediate thinking and reasoning steps crucial for accurate forecasting. In contrast, MIRAI establishes a comprehensive environment that enables an LLM to act as an agent, interacting with the database through multiple rounds of thinking, retrieving diverse information, and providing a complete reasoning path to the final forecast answer. This setup allows for a more thorough evaluation of the LLM’s temporal reasoning capabilities and its ability to effectively retrieving and analyzing the available information.

Significant research has also been conducted in the field of structured event temporal forecasting. Various methods have been proposed, including aggregating temporal and relational information among entities [75–77], retrieving relevant historical events [78–80], and modeling the continuous time evolution of events [81, 82]. Efforts have also been made to incorporate textual event information into Temporal Knowledge Graphs (TKGs). Glean [83] and CMF [84] integrate textual embeddings into graph edges, while SeCoGD [85] employs textual topic modeling to separate subgraphs. The MidEast-TE dataset and LoGo model [86] utilize text clustering to construct complex events for forecasting with local and global contexts. However, these methods still perform forecast reasoning solely on graphs using graph-based techniques. Recent studies have explored the use of LLMs for temporal event forecasting by transforming the TKG formulation into text sequences and converting missing object prediction into next token prediction [87]. GPT-NeoX-ICL [88] employs in-context learning of LLMs and constructs prompts as a list of historical events in quadruplet format. GENTKG [89] enhances the selection of historical event inputs using a temporal logical rule-based retrieval strategy, while LAMP [90] applies LLMs to perform abductive reasoning to assist the retrieval process. However, these works only investigate LLMs with in-context learning or simple task-specific fine-tuning. In contrast, MIRAI explores forecasting with an LLM agent that supports explicit information gathering and reasoning steps, enabling a hybrid approach that leverages both text and graph data.

D.2 LLMs for Code Generation

Early advancements in LLMs have greatly impacted the field of code generation. Notable early models such as GPT-3 [91] and PALM [92] have demonstrated the potential of LLMs to assist in code completion and generation. Subsequent models have built upon the foundation of pre-trained LLMs, further refining capabilities specific to code generation. This has led to the development of code-specific LLMs such as Codex [93], Code T5 [94], CodeGen [95], AlphaCode [96], StarCoder [97], WizardCoder [98], and phi-1 [99]. Moreover, code from open-source platforms such as GitHub has increasingly been incorporated into the pre-training data for recent LLMs [25, 22]. This integration has led to improved performance of LLMs such as Code Llama [100], Code-Qwen [101], and DeepSeek-Coder [102] on popular code-related tasks [93, 103].

E Additional Details of the Database

E.1 Countries and ISO Codes

We show the ISO 3166 Alpha-3 country codes and names in Table 4 and Table 5.

Table 4: List of Countries and their ISO-3166 Alpha-3 Codes (Part 1)

Code	Country	Code	Country	Code	Country
AND	Andorra	ARE	United Arab Emirates	AFG	Afghanistan
ATG	Antigua and Barbuda	AIA	Anguilla	ALB	Albania
ARM	Armenia	AGO	Angola	ATA	Antarctica
ARG	Argentina	ASM	American Samoa	AUT	Austria
AUS	Australia	ABW	Aruba	ALA	Åland
AZE	Azerbaijan	BIH	Bosnia and Herzegovina	BRB	Barbados
BGD	Bangladesh	BEL	Belgium	BFA	Burkina Faso
BGR	Bulgaria	BHR	Bahrain	BDI	Burundi
BEN	Benin	BLM	Saint Barthélemy	BMU	Bermuda
BRN	Brunei	BOL	Bolivia	BES	Bonaire, Sint Eustatius, and Saba
BRA	Brazil	BHS	Bahamas	BTN	Bhutan
BVT	Bouvet Island	BWA	Botswana	BLR	Belarus
BLZ	Belize	CAN	Canada	CCK	Cocos (Keeling) Islands
COD	DR Congo	CAF	Central African Republic	COG	Congo Republic
CHE	Switzerland	CIV	Ivory Coast	COK	Cook Islands
CHL	Chile	CMR	Cameroon	CHN	China
COL	Colombia	CRI	Costa Rica	CUB	Cuba
CPV	Cabo Verde	CUW	Curaçao	CXR	Christmas Island
CYP	Cyprus	CZE	Czechia	DEU	Germany
DJI	Djibouti	DNK	Denmark	DMA	Dominica
DOM	Dominican Republic	DZA	Algeria	ECU	Ecuador
EST	Estonia	EGY	Egypt	ESH	Western Sahara
ERI	Eritrea	ESP	Spain	ETH	Ethiopia
FIN	Finland	FJI	Fiji	FLK	Falkland Islands
FSM	Micronesia	FRO	Faroe Islands	FRA	France
GAB	Gabon	GBR	United Kingdom	GRD	Grenada
GEO	Georgia	GUF	French Guiana	GGY	Guernsey
GHA	Ghana	GIB	Gibraltar	GRL	Greenland
GMB	The Gambia	GIN	Guinea	GLP	Guadeloupe
GNQ	Equatorial Guinea	GRC	Greece	SGS	South Georgia and South Sandwich Islands
GTM	Guatemala	GUM	Guam	GNB	Guinea-Bissau
GUY	Guyana	HKG	Hong Kong	HMD	Heard and McDonald Islands
HND	Honduras	HRV	Croatia	HTI	Haiti
HUN	Hungary	IDN	Indonesia	IRL	Ireland
ISR	Israel	IMN	Isle of Man	IND	India
IOT	British Indian Ocean Territory	IRQ	Iraq	IRN	Iran
ISL	Iceland	ITA	Italy	JEY	Jersey
JAM	Jamaica	JOR	Jordan	JPN	Japan
KEN	Kenya	KGZ	Kyrgyzstan	KHM	Cambodia
KIR	Kiribati	COM	Comoros	KNA	St Kitts and Nevis
PRK	North Korea	KOR	South Korea	KWT	Kuwait
CYM	Cayman Islands	KAZ	Kazakhstan	LAO	Laos
LBN	Lebanon	LCA	Saint Lucia	LIE	Liechtenstein
LKA	Sri Lanka	LBR	Liberia	LSO	Lesotho
LTU	Lithuania	LUX	Luxembourg	LVA	Latvia
LBY	Libya	MAR	Morocco	MCO	Monaco
MDA	Moldova	MNE	Montenegro	MAF	Saint Martin
MDG	Madagascar	MHL	Marshall Islands	MKD	North Macedonia
MLI	Mali	MMR	Myanmar	MNG	Mongolia
MAC	Macao	MNP	Northern Mariana Islands	MTQ	Martinique
MRT	Mauritania	MSR	Montserrat	MLT	Malta
MUS	Mauritius	MDV	Maldives	MWI	Malawi
MEX	Mexico	MYS	Malaysia	MOZ	Mozambique
NAM	Namibia	NCL	New Caledonia	NER	Niger
NFK	Norfolk Island	NGA	Nigeria	NIC	Nicaragua
NLD	The Netherlands	NOR	Norway	NPL	Nepal
NRU	Nauru	NIU	Niue	NZL	New Zealand
OMN	Oman	PAN	Panama	PER	Peru
PYF	French Polynesia	PNG	Papua New Guinea	PHL	Philippines
PAK	Pakistan	POL	Poland	SPM	Saint Pierre and Miquelon
PCN	Pitcairn Islands	PRI	Puerto Rico	PSE	Palestine
PRT	Portugal	PLW	Palau	PRY	Paraguay
QAT	Qatar	REU	Réunion	ROU	Romania
SRB	Serbia	RUS	Russia	RWA	Rwanda
SAU	Saudi Arabia	SLB	Solomon Islands	SYC	Seychelles
SDN	Sudan	SWE	Sweden	SGP	Singapore
SHN	Saint Helena	SVN	Slovenia	SJM	Svalbard and Jan Mayen
SVK	Slovakia	SLE	Sierra Leone	SMR	San Marino

Table 5: List of Countries and their ISO-3166 Alpha-3 Codes (Part 2)

Code	Country	Code	Country	Code	Country
SEN	Senegal	SOM	Somalia	SUR	Suriname
SSD	South Sudan	STP	São Tomé and Príncipe	SLV	El Salvador
SXM	Sint Maarten	SYR	Syria	SWZ	Eswatini
TCA	Turks and Caicos Islands	TCD	Chad	ATF	French Southern Territories
TGO	Togo	THA	Thailand	TJK	Tajikistan
TKL	Tokelau	TLS	Timor-Leste	TKM	Turkmenistan
TUN	Tunisia	TON	Tonga	TUR	Türkiye
TTO	Trinidad and Tobago	TUV	Tuvalu	TWN	Taiwan
TZA	Tanzania	UKR	Ukraine	UGA	Uganda
UMI	U.S. Outlying Islands	USA	United States	URY	Uruguay
UZB	Uzbekistan	VAT	Vatican City	VCT	St Vincent and Grenadines
VEN	Venezuela	VGB	British Virgin Islands	VIR	U.S. Virgin Islands
VNM	Vietnam	VUT	Vanuatu	WLF	Wallis and Futuna
WSM	Samoa	XKX	Kosovo	YEM	Yemen
MYT	Mayotte	ZAF	South Africa	ZMB	Zambia
ZWE	Zimbabwe				

E.2 Relations and CAMEO Codes

We show the CAMEO relation codes and names, where the first-level relations are in two digits, and the second-level relations are in three digits with the first two digits be the same as its parent relation:

- 01: Make public statement
 - 010: Make statement, not specified
 - 011: Decline comment
 - 012: Make pessimistic comment
 - 013: Make optimistic comment
 - 014: Consider policy option
 - 015: Acknowledge or claim responsibility
 - 016: Reject accusation or deny responsibility
 - 017: Engage in symbolic act
 - 018: Make empathetic comment
 - 019: Express accord
- 02: Appeal
 - 020: Make an appeal or request, not specified
 - 021: Appeal for material cooperation
 - 022: Appeal for diplomatic cooperation
 - 023: Appeal for material aid
 - 024: Appeal for political reform
 - 025: Appeal to yield
 - 026: Appeal to others to meet or negotiate
 - 027: Appeal to others to settle dispute
 - 028: Appeal to others to engage in or accept mediation
- 03: Express intent to cooperate
 - 030: Express intent to cooperate, not specified
 - 031: Express intent to engage in material cooperation
 - 032: Express intent to engage in diplomatic cooperation
 - 033: Express intent to provide material aid
 - 034: Express intent to institute political reform
 - 035: Express intent to yield
 - 036: Express intent to meet or negotiate
 - 037: Express intent to settle dispute
 - 038: Express intent to accept mediation
 - 039: Express intent to mediate

- 04: Consult
 - 040: Consult, not specified
 - 041: Discuss by telephone
 - 042: Make a visit
 - 043: Host a visit
 - 044: Meet at a third location
 - 045: Engage in mediation
 - 046: Engage in negotiation
- 05: Engage in diplomatic cooperation
 - 050: Engage in diplomatic cooperation, not specified
 - 051: Praise or endorse
 - 052: Defend verbally
 - 053: Rally support on behalf of
 - 054: Grant diplomatic recognition
 - 055: Apologize
 - 056: Forgive
 - 057: Sign formal agreement
- 06: Engage in material cooperation
 - 060: Engage in material cooperation, not specified
 - 061: Cooperate economically
 - 062: Cooperate militarily
 - 063: Engage in judicial cooperation
 - 064: Share intelligence or information
- 07: Provide aid
 - 070: Provide aid, not specified
 - 071: Provide economic aid
 - 072: Provide military aid
 - 073: Provide humanitarian aid
 - 074: Provide military protection or peacekeeping
 - 075: Grant asylum
- 08: Yield
 - 080: Yield, not specified
 - 081: Ease administrative sanctions
 - 082: Ease political dissent
 - 083: Accede to requests or demands for political reform
 - 084: Return or release
 - 085: Ease economic sanction or boycott or embargo
 - 086: Allow international involvement
 - 087: De-escalate military engagement
- 09: Investigate
 - 090: Investigate, not specified
 - 091: Investigate crime or corruption
 - 092: Investigate human rights abuses
 - 093: Investigate military action
 - 094: Investigate war crimes
- 10: Demand
 - 100: Demand, not specified
 - 101: Demand material cooperation
 - 102: Demand for diplomatic cooperation
 - 103: Demand material aid

- 104: Demand political reform
- 105: Demand that target yield
- 106: Demand meeting or negotiation
- 107: Demand settling of dispute
- 108: Demand mediation
- 11: Disapprove
 - 110: Disapprove, not specified
 - 111: Criticize or denounce
 - 112: Accuse
 - 113: Rally opposition against
 - 114: Complain officially
 - 115: Bring lawsuit against
 - 116: Find guilty or liable (legally)
- 12: Reject
 - 120: All rejections and refusals
 - 121: Reject material cooperation
 - 122: Reject request or demand for material aid
 - 123: Reject request or demand for political reform
 - 124: Refuse to yield
 - 125: Reject proposal to meet or discuss or negotiate
 - 126: Reject mediation
 - 127: Reject plan or agreement to settle dispute
 - 128: Defy norms or law
 - 129: Veto
- 13: Threaten
 - 130: Threaten, not specified
 - 131: Threaten non-force
 - 132: Threaten with administrative sanctions
 - 133: Threaten political dissent
 - 134: Threaten to halt negotiations
 - 135: Threaten to halt mediation
 - 136: Threaten to halt international involvement
 - 137: Threaten with repression
 - 138: Threaten with military force
 - 139: Give ultimatum
- 14: Protest
 - 140: Engage in political dissent, not specified
 - 141: Demonstrate or rally
 - 142: Conduct hunger strike
 - 143: Conduct strike or boycott
 - 144: Obstruct passage or block
 - 145: Protest violently or riot
- 15: Exhibit military posture
 - 150: Exhibit military or police power, not specified
 - 151: Increase police alert status
 - 152: Increase military alert status
 - 153: Mobilize or increase police power
 - 154: Mobilize or increase armed forces
 - 155: Mobilize or increase cyber-forces
- 16: Reduce relations

- 160: Reduce relations, not specified
- 161: Reduce or break diplomatic relations
- 162: Reduce or stop material aid
- 163: Impose embargo or boycott or sanctions
- 164: Halt negotiations
- 165: Halt mediation
- 166: Expel or withdraw
- 17: Coerce
 - 170: Coerce
 - 171: Seize or damage property
 - 172: Impose administrative sanctions
 - 173: Arrest or detain
 - 174: Expel or deport individuals
 - 175: Use repression
 - 176: Attack cybernetically
- 18: Assault
 - 180: Use unconventional violence, not specified
 - 181: Abduct or hijack or take hostage
 - 182: Physically assault
 - 183: Conduct suicide or car or other non-military bombing
 - 184: Use as human shield
 - 185: Attempt to assassinate
 - 186: Assassinate
- 19: Fight
 - 190: Use conventional military force, not specified
 - 191: Impose blockade or restrict movement
 - 192: Occupy territory
 - 193: Fight with small arms and light weapons
 - 194: Fight with artillery and tanks
 - 195: Employ aerial weapons
 - 196: Violate ceasefire
- 20: Engage in unconventional mass violence
 - 200: Use massive unconventional force, not specified
 - 201: Engage in mass expulsion
 - 202: Engage in mass killings
 - 203: Engage in ethnic cleansing
 - 204: Use weapons of mass destruction

F Details of Dataset Construction

We construct the database based on the GDELT⁹ project, which systematically captures global news media, extracts information about countries and events mentioned, and updates this data every 15 minutes. The data stored in GDELT contains attributes about the event date, actor, action (relation), geography, and source news. The original GDELT dataset, while extensive, contains significant noise due to its rapid update frequency and the diverse nature of its sources. We thus propose the following data-cleaning pre-processing steps.

Events. We focus on the GDELT data from Jan. 1, 2023, to Nov. 30, 2023. To mitigate potential information leakage, we ensured that the event date coincided exactly with its source news publish date. We standardized the `CountryCode` to the ISO-3166 and excluded any missing or outdated entries. As our analysis was restricted to international events, we then filtered out all domestic events where the subject was identical to the object at the country level. The `EventCode` was standardized to the second level of the CAMEO ontology, providing a specific yet consistent level of detail. We opted not to include third-level relation information for two primary reasons: the absence of sublevel relations for all second-level categories, which introduces inconsistencies, and the higher likelihood of extraction errors in the finely detailed third-level data in the GDELT dataset.

News articles. To enhance the reliability of the information, we utilized the news sources of the events to assess credibility. Specifically, we calculated the daily mentions of each event—defined as the number of distinct news sources discussing the event—based on the 15-minute updates from GDELT. We only retained events with at least 50 daily mentions to diminish the influence of less reliable sources, such as personal blogs or advertisements, and to decrease the incidence of erroneously extracted events. We then download the news documents from the corresponding news URLs of each event. In the current database, we only keep textual information from the news, including new titles and news content. Following the OBELICS [34] protocol for web text cleaning, we applied rigorous filters at both the paragraph and document levels, targeting criteria such as a low number of words, high repetition ratios of characters and words, and an excessive presence of special characters and flagged words. These measures were crucial in significantly reducing the noise from web content.

G Term of Use for GDELT Dataset

Based on <https://www.gdeltproject.org/about.html#termsofuse>, GDELT dataset “*is an open platform for research and analysis of global society and thus all datasets released by the GDELT Project are available for unlimited and unrestricted use for any academic, commercial, or governmental use of any kind without fee.*”, as long as “*any use or redistribution of the data must include a citation to the GDELT Project and a link to this website (<https://www.gdeltproject.org/>).*”, which we’ve cited in abstract.

H Broader Impact

Positive impact. This paper aims to construct high-level and high-quality instruction to improve the scientific reasoning capability of LLMs, which helps LLMs to better give the answers to questions at the college level. Collecting diverse instructions, annotating self-reflective instructions, and filtering out low-quality instructions provide researchers insights to prepare training datasets.

Negative impact. A drawback of this work is that the scale of the training dataset and model is relatively small, and we can address this by bootstrapping a more large training dataset. We believe that the benefits of data generation manner outweigh the downside.

I Additional Details about Agent Setup

Final answer extraction. Our agent has two stopping criteria: 1) The agent makes the final answer. 2) The reasoning process fails to reach an answer (Consecutive Invalid Actions, Consecutive Repetitive Actions, or Max Iterations Exceeded). Afterwards, we always perform an answer extraction step, which is performed by `gpt-3.5-turbo`. The prompt for answer extraction is shown in Appendix K.3.

⁹<https://www.gdeltproject.org/>

J Additional Experimental Results and Analysis

J.1 Analysis of the Final Status of Different LLM Agents

Table 6: Average number of ReAct iterations and the number of test cases ending in different final status.

Model	Training Data Cutoff Date	Action Type	Avg. Iterations	Final Status			
				Final Answer	Consecutive Invalid Actions	Consecutive Repetitive Actions	Max Iterations Exceeded
Mistral-7B	—	Single Function	4.23	79	19	2	0
		Code Block	2.84	54	45	1	0
gpt-3.5-turbo	2021-09	Single Function	2.54	98	1	1	0
		Code Block	3.43	84	15	1	0
gpt-4-turbo	2023-12	Single Function	8.76	99	0	1	0
		Code Block	4.68	93	5	2	0
gpt-4o	2023-10	Single Function	8.79	98	0	0	2
		Code Block	5.58	95	4	1	0

Following the experiment on different base LLMs in Sec. 3.2, we further analyze the final status of the agent when it triggers the termination conditions in the ReAct process. The agent-environment interactions were terminated based on four different statuses:

- **Final Answer:** This status is triggered when the model explicitly indicates completion by declaring a "final answer," indicating that it has generated its final forecast.
- **Consecutive Invalid Actions:** Interaction is halted if the model consecutively executes non-executable actions more than three times.
- **Consecutive Repetitive Actions:** A similar threshold of three consecutive repetitive actions prompts termination under this status.
- **Maximum Iterations Exceeded:** Termination occurs if the agent engages in more than 20 rounds of iterations without making a forecast answer.

We show the final status **1) The GPT series demonstrates enhanced capability in concluding interactions with a final answer:** The GPT series frequently concludes interactions with a final answer, indicating its superior ability to comprehend instructions, utilize tools correctly, and perform reasoning to generate the final forecast. In contrast, the smaller open-source model, Mistral-7b, has a round one-quarter of cases and one-half of the cases generating consecutive invalid answers when using single function and code block, respectively, suggesting limited abilities in adhering to data types, functions, Python syntax, and following detailed instructions.

2) Generating code blocks proves more challenging than generating single functions as action: Across all models, there is a higher occurrence of errors when generating code blocks compared to single functions. This pattern highlights the greater complexity and increased likelihood of errors associated with composing multiple lines of code over simple function calls.

3) Advanced models engage in more extensive information gathering, resulting in better forecasting performance: Advanced models, such as GPT-4 Turbo and GPT-4o, engage in significantly more information gathering, with average iterations much more or even double than GPT-3.5 Turbo and Mistral-7B. This intensive data collection from the database may contribute to their enhanced performance, as previously illustrated in Table 2. These models exhibit better planning capability, effectively identifying and searching for related historical information.

J.2 Analysis on Function Types

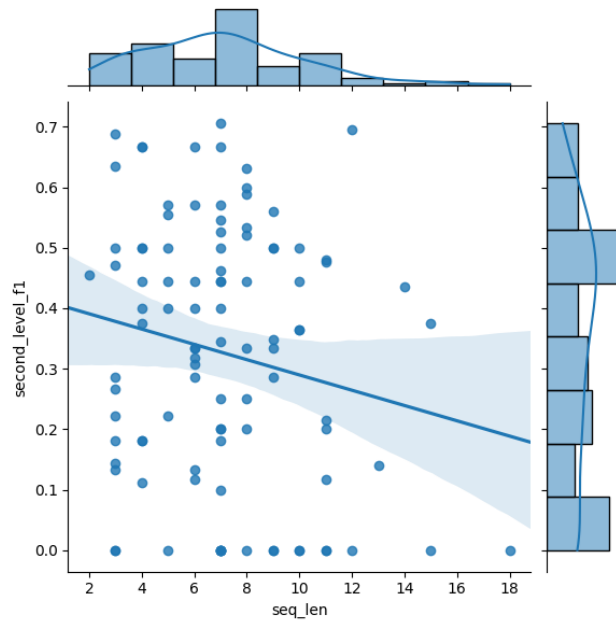


Figure 8: Correlation of F1 Accuracy to Action Sequence Length

K Prompts

K.1 System Prompts

The system prompt provides the necessary background information, task description, and guidelines for the LLM agent. In our case, we introduce the forecasting task, basic information of the database, the defined API, and the planning strategies in the system prompt.

K.1.1 System Prompt for ReAct Agent with Action Type as “Single Function”

System prompt for ReAct agent with action type as single function (part 1)

You are an expert in forecasting future events based on historical data. The database contains news articles from January 1, 2023 to the current date {current_date_nlp} and the events extracted from these articles. The events are in the form of (date, subject country, relation, object country), where the countries are represented by ISO 3166-1 alpha-3 codes and the relations are represented by the CAMEO codes defined in the ‘Conflict and Mediation Event Observations’ ontology. The relations are hierarchical: first-level relations are general parent relations represented by two-digit CAMEO codes, while second-level relations are more specific child relations represented by three-digit CAMEO codes. Child relations have the same first two digits as their parent relations. For example, ‘01’ is a first-level relation, and ‘010’ and ‘011’ are some of its second-level relations. The relations in the database are represented in the second-level form.

Your task is to forecast the future relations between two entities in a given query. You have access to a defined Python API that allows you to query the database for historical events and statistics, and to get precise information about the ISO country codes and CAMEO relation codes.

The defined API is described as follows:

```
```python
{api_description}
```
```

You will use an iterative approach, interleaving ‘Thought’, ‘Action’, and ‘Observation’ steps to collect information and perform the forecast. You may perform up to {max_iterations} iterations. The steps are as follows:

- ‘Thought’: Analyze the current information and reason about the current situation, and predicts which API you want to use (try to use different APIs to collect diverse information) or make a decision that you want to make a final answer.
- ‘Action’: Use the API to gather more information or provide the final forecast.
 - If using the API: the action must be only one single line of exactly one function call from the API with appropriate inputs, without additional code, explanations, or natural language descriptions.
 - If making the final forecast: the action must start immediately with ‘Final Answer:’, and follow with the results in the expected JSON format.
- ‘Observation’: Return the output of the called function.

To make a reasonable forecast, you should collect both news and relational evidence to support your prediction. When you are fully confident that you accumulate enough information to make the final forecast, you should start the ‘Thought’ with your reasoning using the news and structural information to make the prediction, and then start the ‘Action’ step with ‘Final Answer:’ followed by the answer in the expected JSON format. The answer should be a JSON dictionary where the keys are the forecasted two-digit first-level CAMEO codes and the values are lists of forecasted three-digit second-level CAMEO codes that are child relations of the key. For example, ‘Action: Final Answer: "01": ["010", "011", "012"], "02": ["020", "023"]’.

System prompt for ReAct agent with action type as single function (part 2)

The final answer will be evaluated based on the precision and recall of the forecasted first-level and second-level relations, so only include confident first-level and second-level CAMEO codes in your final forecast.

Try to use different APIs to collect diverse information (including multi-hop relations), such as the precise meaning of CAMEO codes, insights from news content, relational data, and statistical analyses to support your forecasts. Consider not only the frequency of the relations but also the temporal aspects of the data when making your forecast.

K.1.2 System Prompt for ReAct Agent with Action Type as “Code Block”

System prompt for ReAct agent with action type as code block (part 1)

You are an expert in forecasting future events based on historical data. The database contains news articles from January 1, 2023 to the current date {current_date_nlp} and the events extracted from these articles. The events are in the form of (date, subject country, relation, object country), where the countries are represented by ISO 3166-1 alpha-3 codes and the relations are represented by the CAMEO codes defined in the ‘Conflict and Mediation Event Observations’ ontology. The relations are hierarchical: first-level relations are general parent relations represented by two-digit CAMEO codes, while second-level relations are more specific child relations represented by three-digit CAMEO codes. Child relations have the same first two digits as their parent relations. For example, ‘01’ is a first-level relation, and ‘010’ and ‘011’ are some of its second-level relations. The relations in the database are represented in the second-level form.

Your task is to forecast the future relations between two entities in a given query. You have access to a defined Python API that allows you to query the database for historical events and statistics, and to get precise information about the ISO country codes and CAMEO relation codes. You are also authorized to utilize additional safe, well-established Python libraries such as numpy, pandas, scikit-learn, and NetworkX to enhance your data analysis and forecasting accuracy.

The defined API is described as follows:

```
```python
{api_description}
```
```

You will use an iterative approach, interleaving ‘Thought’, ‘Action’, and ‘Observation’ steps to collect information and perform the forecast. You may perform up to max_iterations iterations. The steps are as follows:

- ‘Thought’: Analyze the current information and reason about the current situation, and predicts which API you want to use (try to use different APIs to collect diverse information) or make a decision that you want to make a final answer.
- ‘Action’: Use the API to gather more information or provide the final forecast.
 - If gathering more data: the action must be an executable Python code snippet that starts with “```python” and ends with “```”. It can contain multiple lines of codes and function calls using the defined API or Python libraries. You must use print() to output the results, and only the printed output will be returned in the observation step.
 - If making the final forecast: the action must start immediately with ‘Final Answer:’, and follow with the answer in the expected JSON format. This should not be enclosed within triple backticks.
- ‘Observation’: Return the printed output of the executed code snippet.

System prompt for ReAct agent with action type as code block (part 2)

To make a reasonable forecast, you should collect both news and relational evidence to support your prediction. When you are fully confident that you accumulate enough information to make the final forecast, you should start the ‘Thought’ with your reasoning using the news and structural information to make the prediction, and then start the ‘Action’ step with ‘Final Answer:’ followed by the answer in the expected JSON format. The answer should be a JSON dictionary where the keys are the forecasted two-digit first-level CAMEO codes and the values are lists of forecasted three-digit second-level CAMEO codes that are child relations of the key. For example, ‘Action: Final Answer: {"01": ["010", "011", "012"], "02": ["020", "023"]}’.

The final answer will be evaluated based on the precision and recall of the forecasted first-level and second-level relations, so only include confident first-level and second-level CAMEO codes in your final forecast.

Try to use different APIs and Python libraries to collect diverse information (including multi-hop relations), such as the precise meaning of CAMEO codes, insights from news content, relational data, and statistical analyses to support your forecasts. Consider not only the frequency of the relations but also the temporal aspects of the data when making your forecast.

K.1.3 System Prompt for Direct Agent

System prompt for direct agent

You are an expert in forecasting future events based on historical data. The events are in the form of (date, subject country, relation, object country), where the countries are represented by ISO 3166-1 alpha-3 codes and the relations are represented by the CAMEO codes defined in the ‘Conflict and Mediation Event Observations’ ontology. The relations are hierarchical: first-level relations are general parent relations represented by two-digit CAMEO codes, while second-level relations are more specific child relations represented by three-digit CAMEO codes. Child relations have the same first two digits as their parent relations. For example, ‘01’ is a first-level relation, and ‘010’ and ‘011’ are some of its second-level relations. The relations in the database are represented in the second-level form.

Your task is to forecast the future relations between two entities in a given query. The answer should be a JSON dictionary where the keys are the forecasted two-digit first-level CAMEO codes and the values are lists of forecasted three-digit second-level CAMEO codes that are child relations of the key. For example, ‘Final Answer: [{"01": ["010", "011", "012"], "02": ["020", "023"]}’.

The final answer will be evaluated based on the precision and recall of the forecasted first-level and second-level relations, so only include confident first-level and second-level CAMEO codes in your final forecast.

K.1.4 System Prompt for CoT Agent

System prompt for CoT

You are an expert in forecasting future events based on historical data. The events are in the form of (date, subject country, relation, object country), where the countries are represented by ISO 3166-1 alpha-3 codes and the relations are represented by the CAMEO codes defined in the ‘Conflict and Mediation Event Observations’ ontology. The relations are hierarchical: first-level relations are general parent relations represented by two-digit CAMEO codes, while second-level relations are more specific child relations represented by three-digit CAMEO codes. Child relations have the same first two digits as their parent relations. For example, ‘01’ is a first-level relation, and ‘010’ and ‘011’ are some of its second-level relations. The relations in the database are represented in the second-level form.

Your task is to forecast the future relations between two entities in a given query. **To make a reasonable forecast, you should first think and reason based on your background knowledge. When you are confident that you have conducted enough analysis to make the final answer,** you should start answering by ‘Therefore, the final answer is:’ followed by the answer in the expected JSON format. The JSON format should be a JSON dictionary where the keys are the forecasted two-digit first-level CAMEO codes and the values are lists of forecasted three-digit second-level CAMEO codes that are child relations of the key. For example, ‘{“01”: [“010”, “011”, “012”], “02”: [“020”, “023”]}’.

The final answer will be evaluated based on the precision and recall of the forecasted first-level and second-level relations, so only include confident first-level and second-level CAMEO codes in your final forecast.

K.2 Query Prompt

Query prompt

Please forecast the relations that {actor1_name} will take towards {actor2_name} on {future_date_nlp} based on historical information up to {current_date_nlp}. I.e. forecast the relation CAMEO codes in query event Event(date={future_date}, head_entity=ISOCODE({actor1_code}), relation=CAMEOCODE(?), tail_entity=ISOCODE({actor2_code})).

K.3 Answer Extraction Prompt

Answer extraction prompt

Please help me extract final answer for forecasting the future relations between two entities in a given query: forecast the relations that {actor1_name} will take towards {actor2_name} on {future_date_nlp} based on historical information up to current_date_nlp. I.e. forecast the relation CAMEO codes in query event Event(date={future_date}, head_entity=ISOCODE({actor1_code}), relation=CAMEOCODE(?), tail_entity=ISOCODE({actor2_code})).

I have used interleaving 'Thought', 'Action', and 'Observation' steps to collect information from the database and perform the forecast. The database contains news articles from January 1, 2023 to the current date current_date_nlp and the events extracted from these articles. The events are in the form of (date, subject country, relation, object country), where the countries are represented by ISO 3166-1 alpha-3 codes and the relations are represented by the CAMEO codes defined in the 'Conflict and Mediation Event Observations' ontology. The relations are hierarchical: first-level relations are general parent relations represented by two-digit CAMEO codes, while second-level relations are more specific child relations represented by three-digit CAMEO codes. Child relations have the same first two digits as their parent relations. For example, '01' is a first-level relation, and '010' and '011' are some of its second-level relations. The relations in the database are represented in the second-level form.

The final forecast answer need to forecast both first-level and second-level CAMEO codes, and will be evaluated based on the precision and recall of both levels of relations. The final answer content should be a JSON dictionary where the keys are the forecasted two-digit first-level CAMEO codes and the values are lists of forecasted three-digit second-level CAMEO codes that are child relations of the key. For example, {"01": ["010", "011", "012"], "02": ["020", "023"]}

The latest information and forecast I have collected is as follows:
{info}

If final forecast answer has been made in the collected information indicated by "Final Answer:", you must only reformat the final forecast answer in the expected JSON dictionary format inside XML tags. For example: <answer>{"01": ["010", "011", "012"], "02": ["020", "023"]}</answer>.

Otherwise, if no final forecast is made, you must reason based on the information you have collected and generate a confident final forecast answer to the query, and then reformat your answer in the expected JSON dictionary format inside XML tags.

L Additional Forecasting Examples of LLM Agent

In this section, we show examples of how LLM agents perform reasoning for the forecasting query. The query-specific values are highlighted in yellow in the system prompt and query prompt, which follows the prompt templates shown in Appendix K. For simplicity, we use `{api_description}` as a placeholder for the API specification in the prompt, which is replaced by the actual contents shown in Appendix M in experiments.

L.1 GPT-4o-based Agent with ReAct and “Code Block” Action

L.1.1 Query Details

- **Query Quadruplet:** (2023-11-03, AUS, ?, CHN)
- **Temporal Distance:** 1; therefore, the current date is 2023-11-02
- **Agent Max Steps:** 20

L.1.2 Query Prompt

Please forecast the relations that **Australia** will take towards **China** on **November 03, 2023** based on historical information up to **November 02, 2023**. I.e. forecast the relation CAMEO codes in query event `Event(date=2023-11-03, head_entity=ISOCODE(AUS), relation=CAMEOCODE(?), tail_entity=ISOCODE(CHN))`.

L.1.3 System Prompt

You are an expert in forecasting future events based on historical data. The database contains news articles from January 1, 2023 to the current date **November 02, 2023** and the events extracted from these articles. The events are in the form of (date, subject country, relation, object country), where the countries are represented by ISO 3166-1 alpha-3 codes and the relations are represented by the CAMEO codes defined in the "Conflict and Mediation Event Observations" ontology. The relations are hierarchical: first-level relations are general parent relations represented by two-digit CAMEO codes, while second-level relations are more specific child relations represented by three-digit CAMEO codes. Child relations have the same first two digits as their parent relations. For example, "01" is a first-level relation, and "010" and "011" are some of its second-level relations. The relations in the database are represented in the second-level form.

Your task is to forecast the future relations between two entities in a given query. You have access to a defined Python API that allows you to query the database for historical events and statistics, and to get precise information about the ISO country codes and CAMEO relation codes. You are also authorized to utilize additional safe, well-established Python libraries such as numpy, pandas, scikit-learn, and NetworkX to enhance your data analysis and forecasting accuracy.

The defined API is described as follows:

```
```python
{api_description}
```
```

You will use an iterative approach, interleaving "Thought", "Action", and "Observation" steps to collect information and perform the forecast. You may perform up to **20** iterations. The steps are as follows:

- "Thought": Analyze the current information and reason about the current situation, and predicts which API you want to use (try to use different APIs to collect diverse information) or make a decision that you want to make a final answer.
- "Action": Use the API to gather more information or provide the final forecast.
 - If gathering more data: the action must be an executable Python code snippet that starts with ````python` and ends with `````. It can contain multiple lines of codes and function calls using the defined API or Python libraries. You must use `print()` to output the results, and only the printed output will be returned in the observation step.
 - If making the final forecast: the action must start immediately with "Final Answer:", and follow with the answer in the expected JSON format. This should not be enclosed within triple backticks.
- "Observation": Return the printed output of the executed code snippet.

To make a reasonable forecast, you should collect both news and relational evidence to support your prediction. When you are fully confident that you accumulate enough information to make the final forecast, you should start the "Thought" with your reasoning using the news and structural information to make the prediction, and then start the "Action" step with "Final Answer:" followed by the answer in the expected JSON format. The answer should be a JSON dictionary where the keys are the forecasted two-digit first-level CAMEO codes and the values are lists of forecasted three-digit second-level CAMEO codes that are child relations of the key. For example, "Action: Final Answer: {"01": ["010", "011", "012"], "02": ["020", "023"]}".

The final answer will be evaluated based on the precision and recall of the forecasted first-level and second-level relations, so only include confident first-level and second-level CAMEO codes in your final forecast.

Try to use different APIs and Python libraries to collect diverse information (including multi-hop relations), such as the precise meaning of CAMEO codes, insights from news content, relational data, and statistical analyses to support your forecasts. Consider not only the frequency of the relations but also the temporal aspects of the data when making your forecast.

L.1.4 Agent ReAct Process

1. **Thought:** To forecast the relations that Australia will take towards China on November 03, 2023, we need to gather historical data on the interactions between these two countries. This includes examining the frequency and types of relations observed in the past, as well as any recent trends or significant events that might influence future relations.

We will proceed with the following steps:

- (a) **Retrieve Historical Events:** Gather events involving Australia (AUS) and China (CHN) to understand the context and types of relations that have occurred in the past.
- (b) **Analyze Relation Distribution:** Analyze the distribution of different CAMEO codes in these events to identify the most common types of interactions.
- (c) **Examine Recent Trends:** Focus on recent events to detect any emerging trends or shifts in relations.
- (d) **Contextual Analysis:** Review news articles to gain insights into the context and underlying reasons for these relations.

Let's start by retrieving historical events between Australia and China.

Action:

```

1 from datetime import datetime
2
3 # Define the date range for the historical data collection
4 start_date = Date("2023-01-01")
5 end_date = Date("2023-11-02")
6 date_range = DateRange(start_date=start_date, end_date=end_date)
7
8 # Define the ISO codes for Australia and China
9 aus_code = ISOCODE("AUS")
10 chn_code = ISOCODE("CHN")
11
12 # Retrieve historical events involving Australia and China
13 events = get_events(date_range=date_range, head_entities=[aus_code], tail_entities=[
14     chn_code])
15
16 # Print the retrieved events
17 for event in events:
18     print(event)

```

Observation:

```

1 Event(date=Date("2023-11-02"), head_entity=ISOCODE("AUS"), relation=CAMEOCODE("042"),
2     tail_entity=ISOCODE("CHN"))
3 Event(date=Date("2023-11-02"), head_entity=ISOCODE("AUS"), relation=CAMEOCODE("040"),
4     tail_entity=ISOCODE("CHN"))
5 Event(date=Date("2023-11-02"), head_entity=ISOCODE("AUS"), relation=CAMEOCODE("036"),
6     tail_entity=ISOCODE("CHN"))
7 Event(date=Date("2023-11-01"), head_entity=ISOCODE("AUS"), relation=CAMEOCODE("042"),
8     tail_entity=ISOCODE("CHN"))

```

```

5 Event(date=Date("2023-11-01"), head_entity=ISOCode("AUS"), relation=CAMEOCode("173"),
tail_entity=ISOCode("CHN"))
6 Event(date=Date("2023-11-01"), head_entity=ISOCode("AUS"), relation=CAMEOCode("036"),
tail_entity=ISOCode("CHN"))
7 Event(date=Date("2023-10-31"), head_entity=ISOCode("AUS"), relation=CAMEOCode("036"),
tail_entity=ISOCode("CHN"))
8 Event(date=Date("2023-10-31"), head_entity=ISOCode("AUS"), relation=CAMEOCode("042"),
tail_entity=ISOCode("CHN"))
9 Event(date=Date("2023-10-31"), head_entity=ISOCode("AUS"), relation=CAMEOCode("046"),
tail_entity=ISOCode("CHN"))
10 Event(date=Date("2023-10-30"), head_entity=ISOCode("AUS"), relation=CAMEOCode("036"),
tail_entity=ISOCode("CHN"))
11 Event(date=Date("2023-10-30"), head_entity=ISOCode("AUS"), relation=CAMEOCode("042"),
tail_entity=ISOCode("CHN"))
12 Event(date=Date("2023-10-30"), head_entity=ISOCode("AUS"), relation=CAMEOCode("046"),
tail_entity=ISOCode("CHN"))
13 Event(date=Date("2023-10-29"), head_entity=ISOCode("AUS"), relation=CAMEOCode("036"),
tail_entity=ISOCode("CHN"))
14 Event(date=Date("2023-10-27"), head_entity=ISOCode("AUS"), relation=CAMEOCode("036"),
tail_entity=ISOCode("CHN"))
15 Event(date=Date("2023-10-27"), head_entity=ISOCode("AUS"), relation=CAMEOCode("042"),
tail_entity=ISOCode("CHN"))
16 Event(date=Date("2023-10-26"), head_entity=ISOCode("AUS"), relation=CAMEOCode("173"),
tail_entity=ISOCode("CHN"))
17 Event(date=Date("2023-10-26"), head_entity=ISOCode("AUS"), relation=CAMEOCode("061"),
tail_entity=ISOCode("CHN"))
18 Event(date=Date("2023-10-26"), head_entity=ISOCode("AUS"), relation=CAMEOCode("042"),
tail_entity=ISOCode("CHN"))
19 Event(date=Date("2023-10-25"), head_entity=ISOCode("AUS"), relation=CAMEOCode("042"),
tail_entity=ISOCode("CHN"))
20 Event(date=Date("2023-10-23"), head_entity=ISOCode("AUS"), relation=CAMEOCode("042"),
tail_entity=ISOCode("CHN"))
21 Event(date=Date("2023-10-23"), head_entity=ISOCode("AUS"), relation=CAMEOCode("036"),
tail_entity=ISOCode("CHN"))
22 Event(date=Date("2023-10-23"), head_entity=ISOCode("AUS"), relation=CAMEOCode("031"),
tail_entity=ISOCode("CHN"))
23 Event(date=Date("2023-10-23"), head_entity=ISOCode("AUS"), relation=CAMEOCode("061"),
tail_entity=ISOCode("CHN"))
24 Event(date=Date("2023-10-22"), head_entity=ISOCode("AUS"), relation=CAMEOCode("040"),
tail_entity=ISOCode("CHN"))
25 Event(date=Date("2023-10-22"), head_entity=ISOCode("AUS"), relation=CAMEOCode("061"),
tail_entity=ISOCode("CHN"))
26 Event(date=Date("2023-10-22"), head_entity=ISOCode("AUS"), relation=CAMEOCode("036"),
tail_entity=ISOCode("CHN"))
27 Event(date=Date("2023-10-22"), head_entity=ISOCode("AUS"), relation=CAMEOCode("043"),
tail_entity=ISOCode("CHN"))
28 Event(date=Date("2023-10-22"), head_entity=ISOCode("AUS"), relation=CAMEOCode("042"),
tail_entity=ISOCode("CHN"))
29 Event(date=Date("2023-10-21"), head_entity=ISOCode("AUS"), relation=CAMEOCode("042"),
tail_entity=ISOCode("CHN"))
30 Event(date=Date("2023-10-21"), head_entity=ISOCode("AUS"), relation=CAMEOCode("040"),
tail_entity=ISOCode("CHN"))

```

2. **Thought:** The retrieved events indicate a variety of relations between Australia and China. To forecast the future relations, we need to analyze the distribution of these relations to identify the most common types and any recent trends.

Next, we will analyze the distribution of the different CAMEO codes in these events to identify the most frequent interactions. This will help us understand the dominant types of relations and any emerging patterns.

Action:

```

1 from collections import Counter
2
3 # Extract the CAMEO codes from the retrieved events
4 cameo_codes = [event.relation.code for event in events]
5
6 # Count the frequency of each CAMEO code
7 cameo_code_counts = Counter(cameo_codes)
8
9 # Print the distribution of CAMEO codes
10 for code, count in cameo_code_counts.items():
11     print(f"CAMEO Code: {code}, Count: {count}")

```

Observation:

```

1 CAMEO Code: 042, Count: 10
2 CAMEO Code: 040, Count: 3

```

```

3 CAMEO Code: 036, Count: 8
4 CAMEO Code: 173, Count: 2
5 CAMEO Code: 046, Count: 2
6 CAMEO Code: 061, Count: 3
7 CAMEO Code: 031, Count: 1
8 CAMEO Code: 043, Count: 1

```

3. **Thought:** The distribution of CAMEO codes from the historical events between Australia and China reveals that certain types of interactions are more frequent than others. Specifically, the most common relations are:

- **042:** 10 occurrences
- **036:** 8 occurrences
- **040:** 3 occurrences
- **061:** 3 occurrences
- **046:** 2 occurrences
- **173:** 2 occurrences
- **031:** 1 occurrence
- **043:** 1 occurrence

To make a more informed forecast, we should understand what these CAMEO codes represent. We will map these codes to their descriptions to gain insights into the nature of these interactions.

Action:

```

1 # Define the CAMEO codes to map
2 cameo_codes_to_map = ["042", "036", "040", "061", "046", "173", "031", "043"]
3
4 # Map the CAMEO codes to their descriptions
5 relations = [map_cameo_to_relation(CAMEOCode(code)) for code in cameo_codes_to_map]
6
7 # Print the descriptions of the CAMEO codes
8 for relation in relations:
9     print(f"CAMEO Code: {relation.cameo_code.code}, Name: {relation.name}, Description
      : {relation.description}")

```

Observation:

```

1 CAMEO Code: 042, Name: Make a visit, Description: Travel to another location for a
  meeting or other event.
2 CAMEO Code: 036, Name: Express intent to meet or negotiate, Description: Offer,
  promise, agree to, or otherwise indicate willingness or commitment to meet, visit
  , or engage in talks or negotiations.
3 CAMEO Code: 040, Name: Consult, not specified, Description: All consultations and
  meetings, not otherwise specified.
4 CAMEO Code: 061, Name: Cooperate economically, Description: Initiate, resume, improve,
  or expand economic exchange or cooperation.
5 CAMEO Code: 046, Name: Engage in negotiation, Description: Negotiate or bargain with
  others.
6 CAMEO Code: 173, Name: Arrest or detain, Description: Legal or extrajudicial arrests,
  detentions, or imprisonments.
7 CAMEO Code: 031, Name: Express intent to engage in material cooperation, Description:
  Offer, promise, agree to, or otherwise indicate willingness or commitment to
  engage in or expand material cooperative exchange, such as express intent to
  cooperate economically, militarily, on judicial matters, and on intelligence.
8 CAMEO Code: 043, Name: Host a visit, Description: Host or receive a visitor at
  residence, office or home country.

```

4. **Thought:** The mapped CAMEO codes and their descriptions provide valuable insights into the nature of interactions between Australia and China. Here are the key relations observed:

- **042 (Make a visit):** 10 occurrences – Indicates frequent travel for meetings or events.
- **036 (Express intent to meet or negotiate):** 8 occurrences – Shows a strong intent to engage in talks or negotiations.
- **040 (Consult, not specified):** 3 occurrences – General consultations and meetings.
- **061 (Cooperate economically):** 3 occurrences – Economic cooperation initiatives.
- **046 (Engage in negotiation):** 2 occurrences – Actual negotiations or bargaining.
- **173 (Arrest or detain):** 2 occurrences – Legal or extrajudicial arrests or detentions.
- **031 (Express intent to engage in material cooperation):** 1 occurrence – Intent to cooperate materially.
- **043 (Host a visit):** 1 occurrence – Hosting visitors.

Given this data, we can see that the most frequent interactions involve visits, expressions of intent to meet or negotiate, and economic cooperation. These interactions suggest a pattern of diplomatic engagement and economic collaboration, with occasional legal actions.

To further solidify our forecast, we should examine recent news articles to understand the context and any underlying reasons for these interactions. This will help us identify any emerging trends or significant events that might influence future relations.

Next, we will retrieve recent news articles involving Australia and China to gain contextual insights.

Action:

```

1 # Define the date range for recent news articles
2 recent_start_date = Date("2023-10-01")
3 recent_end_date = Date("2023-11-02")
4 recent_date_range = DateRange(start_date=recent_start_date, end_date=recent_end_date)
5
6 # Retrieve recent news articles involving Australia and China
7 news_articles = get_news_articles(date_range=recent_date_range, head_entities=[
8     aus_code], tail_entities=[chn_code])
9
10 # Print the retrieved news articles
11 for article in news_articles:
12     print(article)

```

Observation:

```

1 (Date(date="2023-11-02"), "No quick fix to remaining tariffs ahead of China visit")
2 (Date(date="2023-11-02"), "China's aggression in Indo-Pacific leads to "concern and
3     angst": Peter Dutton, Australia's leader of opposition")
4 (Date(date="2023-11-02"), "Australia and China eye new ways to heal old wounds")
5 (Date(date="2023-11-02"), "Albanese must aim beyond bilateral outcomes on Beijing
6     visit")
7 (Date(date="2023-11-02"), "Western Australian Premier Announces Visit to China")
8 (Date(date="2023-11-02"), "Australian PM's China visit will help normalize relations,
9     says ex-trade minister")
10 (Date(date="2023-11-02"), "Nicholas Moore on how to get in early on the next big
11     growth story")
12 (Date(date="2023-11-02"), "PM's China trip cements new era for ties")
13 (Date(date="2023-11-02"), "PM to take a hard line on trade with China")
14 (Date(date="2023-11-01"), "Australian Prime Minister Anthony Albanese to raise
15     imprisoned democracy blogger during China visit")

```

5. **Thought:** The recent news articles provide valuable context for the relations between Australia and China. Key themes include:

1. **Diplomatic Visits and Engagements:** Multiple articles highlight the upcoming visit of Australian Prime Minister Anthony Albanese to China. This aligns with the frequent occurrence of CAMEO code **042 (Make a visit)**.
2. **Economic Cooperation and Trade:** Discussions around trade and economic cooperation are prominent, indicating ongoing efforts to improve economic ties. This supports the relevance of CAMEO codes **061 (Cooperate economically)** and **036 (Express intent to meet or negotiate)**.
3. **Concerns and Tensions:** Articles mention concerns about China's aggression in the Indo-Pacific and human rights issues, suggesting underlying tensions. This is reflected in the occasional occurrence of CAMEO code **173 (Arrest or detain)**.

Given the historical data and recent news context, the most likely relations that Australia will take towards China on November 03, 2023, include diplomatic visits, economic cooperation, and negotiations, with a possibility of addressing underlying tensions.

Final Answer:

```

1 {
2     "03": ["031", "036"],
3     "04": ["040", "042", "043", "046"],
4     "06": ["061"],
5     "17": ["173"]
6 }

```

Action: Final Answer:

```

1 {
2     "03": ["031", "036"],

```

```

3  "04": ["040", "042", "043", "046"],
4  "06": ["061"],
5  "17": ["173"]
6  }

```

L.1.5 Agent Final Status

- **End State:** Final Answer
- **Number of Steps Taken:** 5
- **Final Answer:**

```

1  {
2  "03": ["031", "036"],
3  "04": ["040", "042", "043", "046"],
4  "06": ["061"],
5  "17": ["173"]
6  }

```

We show the corresponding relation names of the predicted codes here for a better review:

```

1  {
2  "Express intent to cooperate": ["Express intent to engage in material cooperation", "
3  Express intent to meet or negotiate"],
4  "Consult": ["Consult, not specified", "Make a visit", "Host a visit", "Engage in
5  negotiation"],
6  "Engage in material cooperation": ["Cooperate economically"],
7  "Coerce": ["Arrest or detain"]
8  }

```

- **Ground Truth Answer:**

```

1  {
2  "03": ["036"],
3  "04": ["042"],
4  "17": ["172"]
5  }

```

We show the corresponding relation names of the ground-truth codes here for a better review:

```

1  {
2  "Express intent to cooperate": ["Express intent to meet or negotiate"],
3  "Consult": ["Make a visit"],
4  "Coerce": ["Impose administrative sanctions"]
5  }

```

L.2 GPT-4o-based Agent with ReAct and “Single Function” Action

L.2.1 Query Details

- **Query Quadruplet:** (2023-11-03, AUS, ?, CHN)
- **Temporal Distance:** 1; therefore, the current date is 2023-11-02
- **Agent Max Steps:** 20

L.2.2 Query Prompt

Please forecast the relations that Australia will take towards China on November 03, 2023 based on historical information up to November 02, 2023. I.e. forecast the relation CAMEO codes in query event Event(date=2023-11-03, head_entity=ISOCODE(AUS), relation=CAMEOCODE(?), tail_entity=ISOCODE(CHN)).

L.2.3 System Prompt

You are an expert in forecasting future events based on historical data. The database contains news articles from January 1, 2023 to the current date November 02, 2023 and the events extracted from these articles. The events are in the form of (date, subject country, relation, object country), where the countries are represented by ISO 3166-1 alpha-3 codes and the relations are represented by the CAMEO codes defined in the "Conflict and Mediation Event Observations" ontology. The relations are hierarchical: first-level relations are general parent relations represented by two-digit CAMEO codes, while second-level relations are more specific child relations represented by three-digit

CAMEO codes. Child relations have the same first two digits as their parent relations. For example, "01" is a first-level relation, and "010" and "011" are some of its second-level relations. The relations in the database are represented in the second-level form.

Your task is to forecast the future relations between two entities in a given query. You have access to a defined Python API that allows you to query the database for historical events and statistics, and to get precise information about the ISO country codes and CAMEO relation codes.

The defined API is described as follows:

```
``` python
{api_description}
```
```

You will use an iterative approach, interleaving "Thought", "Action", and "Observation" steps to collect information and perform the forecast. You may perform up to 20 iterations. The steps are as follows:

- "Thought": Analyze the current information and reason about the current situation, and predicts which API you want to use (try to use different APIs to collect diverse information) or make a decision that you want to make a final answer.
- "Action": Use the API to gather more information or provide the final forecast.
 - If using the API: the action must be only one single line of exactly one function call from the API with appropriate inputs, without additional code, explanations, or natural language descriptions.
 - If making the final forecast: the action must start immediately with "Final Answer:", and follow with the results in the expected JSON format.
- "Observation": Return the output of the called function.

To make a reasonable forecast, you should collect both news and relational evidence to support your prediction. When you are fully confident that you accumulate enough information to make the final forecast, you should start the "Thought" with your reasoning using the news and structural information to make the prediction, and then start the "Action" step with "Final Answer:" followed by the answer in the expected JSON format. The answer should be a JSON dictionary where the keys are the forecasted two-digit first-level CAMEO codes and the values are lists of forecasted three-digit second-level CAMEO codes that are child relations of the key. For example, "Action: Final Answer: {"01": ["010", "011", "012"], "02": ["020", "023"]}".

The final answer will be evaluated based on the precision and recall of the forecasted first-level and second-level relations, so only include confident first-level and second-level CAMEO codes in your final forecast.

Try to use different APIs to collect diverse information (including multi-hop relations), such as the precise meaning of CAMEO codes, insights from news content, relational data, and statistical analyses to support your forecasts. Consider not only the frequency of the relations but also the temporal aspects of the data when making your forecast.

L.2.4 Agent ReAct Process

1. **Thought:** To forecast the relations that Australia (AUS) will take towards China (CHN) on November 03, 2023, I will start by gathering historical data on the interactions between these two countries. This will include the types of relations, their frequencies, and the context in which they occurred. I will use the following steps:
 - (a) Retrieve the distribution of second-level relations between Australia and China.
 - (b) Analyze the distribution to identify the most common types of interactions.
 - (c) Examine recent news articles to understand the context and any ongoing trends or events that might influence future relations.

Action:

```
get_relation_distribution(head_entities=[ISOCode("AUS")], tail_entities=[ISOCode("CHN")])
```

Observation:


```

1 {CAMEOCode(code="042"): 32,
2   CAMEOCode(code="036"): 30,
3   CAMEOCode(code="040"): 17,
4   CAMEOCode(code="061"): 16,
5   CAMEOCode(code="046"): 12,
6   CAMEOCode(code="043"): 11,
7   CAMEOCode(code="010"): 6,
8   CAMEOCode(code="020"): 5,
9   CAMEOCode(code="173"): 5,
10  CAMEOCode(code="012"): 5,
11  CAMEOCode(code="051"): 4,
12  CAMEOCode(code="163"): 3,
13  CAMEOCode(code="128"): 2,
14  CAMEOCode(code="050"): 2,
15  CAMEOCode(code="084"): 2,
16  CAMEOCode(code="090"): 2,
17  CAMEOCode(code="174"): 1,
18  CAMEOCode(code="112"): 1,
19  CAMEOCode(code="130"): 1,
20  CAMEOCode(code="160"): 1,
21  CAMEOCode(code="172"): 1,
22  CAMEOCode(code="192"): 1,
23  CAMEOCode(code="190"): 1,
24  CAMEOCode(code="060"): 1,
25  CAMEOCode(code="030"): 1,
26  CAMEOCode(code="035"): 1,
27  CAMEOCode(code="138"): 1,
28  CAMEOCode(code="071"): 1,
29  CAMEOCode(code="031"): 1}

```

2. **Thought:** The distribution of second-level relations between Australia and China shows a variety of interactions, with some relations being more frequent than others. The most common interactions include:

- "042" (Consult): 32 occurrences
- "036" (Express intent to cooperate): 30 occurrences
- "040" (Assure): 17 occurrences
- "061" (Cooperate economically): 16 occurrences
- "046" (Praise or endorse): 12 occurrences
- "043" (Apologize): 11 occurrences

These frequent interactions suggest a trend towards diplomatic and cooperative engagements. However, to make a more informed forecast, it is essential to understand the context and any recent developments that might influence future relations.

Next, I will retrieve recent news articles involving Australia and China to gather insights on the current context and any ongoing trends or events.

Action:

```

1 get_news_articles(date_range=DateRange(start_date=Date("2023-10-01"), end_date=Date("
2   2023-11-02")), head_entities=[ISOCCode("AUS")], tail_entities=[ISOCCode("CHN")])

```

Observation:

```

1 [(Date(date="2023-11-02"), "No quick fix to remaining tariffs ahead of China visit"),
2  (Date(date="2023-11-02"), "China's aggression in Indo-Pacific leads to "concern and
3   angst": Peter Dutton, Australia's leader of opposition"),
4  (Date(date="2023-11-02"), "Australia and China eye new ways to heal old wounds"),
5  (Date(date="2023-11-02"), "Albanese must aim beyond bilateral outcomes on Beijing
6   visit"),
7  (Date(date="2023-11-02"), "Western Australian Premier Announces Visit to China"),
8  (Date(date="2023-11-02"), "Australian PM's China visit will help normalize relations,
9   says ex-trade minister"),
10 (Date(date="2023-11-02"), "Nicholas Moore on how to get in early on the next big
   growth story"),
   (Date(date="2023-11-02"), "PM's China trip cements new era for ties"),
   (Date(date="2023-11-02"), "PM to take a hard line on trade with China"),
   (Date(date="2023-11-01"), "Australian Prime Minister Anthony Albanese to raise
   imprisoned democracy blogger during China visit")]

```

3. **Thought:** The recent news articles indicate a mix of diplomatic, economic, and security-related interactions between Australia and China. Key themes include:

- Diplomatic engagements and efforts to normalize relations, as seen in articles about the Australian Prime Minister's visit to China and efforts to heal old wounds.
- Economic cooperation and trade discussions, including addressing tariffs and trade issues.
- Security concerns and criticisms, particularly related to China's actions in the Indo-Pacific region and human rights issues.

Given these themes, it is likely that the future relations between Australia and China will involve a combination of diplomatic assurances, economic cooperation, and some critical statements or actions related to security and human rights.

Next, I will retrieve detailed descriptions of the most frequent second-level relations to ensure accurate mapping and understanding of these interactions.

Action:

```
1 map_cameo_to_relation(CAMEOCode("042"))
```

Observation:

```
1 Relation(cameo_code=CAMEOCode("042"), name="Make a visit", description="Travel to another location for a meeting or other event.")
```

4. **Thought:** The relation "042" (Make a visit) involves traveling to another location for a meeting or other event, which aligns with the recent news about the Australian Prime Minister's visit to China. This suggests that diplomatic visits are a significant aspect of the interactions between Australia and China.

To further refine the forecast, I will retrieve detailed descriptions for the other most frequent second-level relations: "036", "040", "061", "046", and "043".

Action:

```
1 map_cameo_to_relation(CAMEOCode("036"))
```

Observation:

```
1 Relation(cameo_code=CAMEOCode("036"), name="Express intent to meet or negotiate", description="Offer, promise, agree to, or otherwise indicate willingness or commitment to meet, visit, or engage in talks or negotiations.")
```

5. **Thought:** The relation "036" (Express intent to meet or negotiate) involves indicating a willingness or commitment to meet, visit, or engage in talks or negotiations. This aligns with the ongoing diplomatic efforts and discussions mentioned in the recent news articles.

Next, I will retrieve detailed descriptions for the relations "040", "061", "046", and "043" to further understand the context of these interactions.

Action:

```
1 get_parent_relation(CAMEOCode("040"))
```

Observation:

```
1 Relation(cameo_code=CAMEOCode("04"), name="Consult", description="All consultations and meetings.")
```

6. **Thought:** The parent relation '04' (Consult) encompasses all consultations and meetings, which is consistent with the frequent diplomatic interactions between Australia and China. The specific relation "040" (Assure) likely involves providing assurances during these consultations.

To further refine the forecast, I will retrieve detailed descriptions for the relations "061", "046", and "043".

Action:""

Observation: No feedback from the environment due to the null action.

7. **Thought:** I will continue retrieving detailed descriptions for the relations "061", "046", and "043" to further understand the context of these interactions.

Action:""

Observation: No feedback from the environment due to the null action.

8. **Thought:** It seems there was an issue with my previous actions. I will now proceed to retrieve the detailed descriptions for the remaining frequent second-level relations: "061", "046", and "043".
Action:

```
1 map_cameo_to_relation(CAMEOCode("061"))
```

Observation:

```
1 Relation(cameo_code=CAMEOCode("061"), name="Cooperate economically", description="Initiate, resume, improve, or expand economic exchange or cooperation.")
```

9. **Thought:** The relation "061" (Cooperate economically) involves initiating, resuming, improving, or expanding economic exchange or cooperation. This aligns with the recent news articles discussing trade issues and economic cooperation between Australia and China.

Next, I will retrieve detailed descriptions for the relations "046" and "043".

Action:

```
1 map_cameo_to_relation(CAMEOCode("046"))
```

Observation:

```
1 Relation(cameo_code=CAMEOCode("046"), name="Engage in negotiation", description="Negotiate or bargain with others.")
```

10. **Thought:** The relation "046" (Engage in negotiation) involves negotiating or bargaining with others. This is consistent with the ongoing discussions and negotiations mentioned in the news articles, particularly regarding trade and diplomatic issues.

Next, I will retrieve the detailed description for the relation "043".

Action:""

Observation: No feedback from the environment due to the null action.

11. **Thought:** It seems there was an issue with my previous actions. I will now proceed to retrieve the detailed description for the relation "043" to complete the understanding of the most frequent interactions between Australia and China.

Action:

```
1 map_cameo_to_relation(CAMEOCode("043"))
```

Observation:

```
1 Relation(cameo_code=CAMEOCode("043"), name="Host a visit", description="Host or receive a visitor at residence, office or home country.")
```

12. **Thought:** The relation "043" (Host a visit) involves hosting or receiving a visitor at a residence, office, or home country. This aligns with the diplomatic visits and engagements mentioned in the recent news articles.

Based on the detailed descriptions and the recent news context, the most frequent interactions between Australia and China involve diplomatic visits, economic cooperation, negotiations, and assurances. These interactions suggest a trend towards diplomatic and cooperative engagements, with some critical statements or actions related to security and human rights.

Given this information, I am confident in forecasting the following relations between Australia and China on November 03, 2023:

- Diplomatic visits and engagements ("042", "043", "036") - Economic cooperation ("061") - Negotiations ("046") - Assurances ("040")

Action: Final Answer: {"04": ["040", "042", "043", "046"], "03": ["036"], "06": ["061"]}

L.2.5 Agent Final Status

- **End State:** Final Answer
- **Number of Steps Taken:** 12
- **Final Answer:**

```
1 {
2   "03": ["036"],
3   "04": ["040", "042", "043", "046"],
4   "06": ["061"]
5 }
```

We show the corresponding relation names of the predicted codes here for a better review:

```
1 {
2   "Express intent to cooperate": ["Express intent to meet or negotiate"],
3   "Consult": ["Consult, not specified", "Make a visit", "Host a visit", "Engage in
4     negotiation"],
5   "Engage in material cooperation": ["Cooperate economically"]
}
```

• **Ground Truth Answer:**

```
1 {
2   "03": ["036"],
3   "04": ["042"],
4   "17": ["172"]
5 }
```

We show the corresponding relation names of the ground-truth codes here for a better review:

```
1 {
2   "Express intent to cooperate": ["Express intent to meet or negotiate"],
3   "Consult": ["Make a visit"],
4   "Coerce": ["Impose administrative sanctions"]
5 }
```

M Additional Information about API

M.1 Overview of API Data Classes and Functions

Table 7: API data classes and their attributes

| Class Name | Attributes and Types |
|-------------|---|
| Date | date: <code>str</code> # 'YYYY-MM-DD' |
| DateRange | start_date: Optional[Date], end_date: Optional[Date] |
| ISOCODE | code: <code>str</code> # 3-letter ISO code |
| Country | iso_code: ISOCODE, name: <code>str</code> |
| CAMEOCODE | code: <code>str</code> # CAMEO code |
| Relation | cameo_code: CAMEOCODE, name: <code>str</code> , description: <code>str</code> |
| Event | date: Date, head_entity: ISOCODE, relation: CAMEOCODE, tail_entity: ISOCODE |
| NewsArticle | date: Date, title: <code>str</code> , content: <code>str</code> , events: List[Event] |

Table 8: API functions categorized by functionality

| Functions related to Countries and Relations |
|--|
| <pre>map_country_name_to_iso(name: str) -> List[Country] map_iso_to_country_name(iso_code: ISOCODE) -> str map_relation_description_to_cameo(description: str) -> List[Relation] map_cameo_to_relation(cameo_code: CAMEOCODE) -> Relation get_parent_relation(cameo_code: CAMEOCODE) -> Relation get_child_relations(cameo_code: CAMEOCODE) -> List[Relation] get_sibling_relations(cameo_code: CAMEOCODE) -> List[Relation]</pre> |
| Functions related to Events |
| <pre>count_events(date_range: Optional[DateRange], head_entities: Optional[List[ISOCODE]], tail_entities: Optional[List[ISOCODE]], relations: Optional[List[CAMEOCODE]]) -> int get_events(date_range: Optional[DateRange], head_entities: Optional[List[ISOCODE]], tail_entities: Optional[List[ISOCODE]], relations: Optional[List[CAMEOCODE]], text_description: Optional[str]) -> List[Event] get_entity_distribution(date_range: Optional[DateRange], involved_relations: Optional[List[CAMEOCODE]], interacted_entities: Optional[List[ISOCODE]], entity_role: Optional[str]) -> Dict[ISOCODE, int] get_relation_distribution(date_range: Optional[DateRange], head_entities: Optional[List[ISOCODE]], tail_entities: Optional[List[ISOCODE]]) -> Dict[CAMEOCODE, int]</pre> |
| Functions related to News |
| <pre>count_news_articles(date_range: Optional[DateRange], head_entities: Optional[List[ISOCODE]], tail_entities: Optional[List[ISOCODE]], relations: Optional[List[CAMEOCODE]], keywords: Optional[List [str]]) -> int get_news_articles(date_range: Optional[DateRange], head_entities: Optional[List[ISOCODE]], tail_entities: Optional[List[ISOCODE]], relations: Optional[List[CAMEOCODE]], keywords: Optional[List [str]], text_description: Optional[str]) -> List[Tuple[Date, str]] browse_news_article(date: Date, title: str) -> str</pre> |

M.2 API Specification

In this section, we provide the API specification, which is part of the system prompt for the ReAct agent. It contains the definition of data classes and functions, with detailed Python docstring. For dataclass, the specification includes class definition and description, attributes and their description, and the example of initializing the class object. For functions, the specification includes the function definition and description, the parameter and description, the return and description, and the example of usage.

```
1 @dataclass
2 class Date:
3     """Represents a date."""
4     date: str # Date in the format 'YYYY-MM-DD'
5     # Example: Date("2022-01-01")
6
7 @dataclass
8 class DateRange:
9     """Represents a range of dates (inclusive)."""
10    start_date: Optional[Date] # If None, the earliest date is used
11    end_date: Optional[Date] # If None, the current date is used
12    # Example: DateRange(start_date=Date("2022-01-01"), end_date=Date("2022-01-31"))
13
14 @dataclass
15 class ISOCode:
16     """Represents an ISO alpha-3 country code."""
17     code: str # 3-letter ISO code
18     # Example: ISOCode("USA")
19
20 @dataclass
21 class Country:
22     """Represents a country entity."""
23     iso_code: ISOCode
24     name: str
25     # Example: Country(iso_code=ISOCode("USA"), name="United States")
26
27 @dataclass
28 class CAMEOCode:
29     """Represents a CAMEO verb code."""
30     code: str # 2-digit CAMEO code for first level relations, 3-digit CAMEO code for
31     # second level relations
32     # Example: CAMEOCode("01"), CAMEOCode("010")
33
34 @dataclass
35 class Relation:
36     """Represents a relation."""
37     cameo_code: CAMEOCode
38     name: str
39     description: str # A brief description of what event the relation represents
40     # Example: Relation(cameo_code=CAMEOCode("010"), name="Make statement, not specified
41     # , description="All public statements expressed verbally or in action, not otherwise
42     # specified.")
43
44 @dataclass
45 class Event:
46     """Represents an event characterized by date, head entity, relation, and tail entity.
47     """
48     date: Date
49     head_entity: ISOCode
50     relation: CAMEOCode
51     tail_entity: ISOCode
52     # Example: Event(date=Date("2022-01-01"), head_entity=ISOCode("USA"), relation=
53     # CAMEOCode("010"), tail_entity=ISOCode("CAN"))
54
55 @dataclass
56 class NewsArticle:
57     """Represents a news article, including metadata and content."""
58     date: Date
59     title: str
60     content: str # Full text content of the news article
61     events: List[Event] # List of events mentioned in the article
62     # Example: NewsArticle(date=Date("2022-01-01"), title="Trade agreement between USA
63     # and China", content="On January 1, 2022, a trade agreement was signed between the
64     # USA and China...", events=[Event(date=Date("2022-01-01"), head_entity=ISOCode("USA")
65     # , relation=CAMEOCode("010"), tail_entity=ISOCode("CHN"))])
66
67     def __str__(self):
68         return f"{self.date}:\n{self.title}\n{self.content}"
69
70 def map_country_name_to_iso(name: str) -> List[Country]:
```



```

63 """
64 Maps a country name to the most likely corresponding Country objects with ISO codes.
65
66 Parameters:
67     name (str): The country name to map.
68
69 Returns:
70     List[Country]: A list of 5 most likely Country objects sorted by relevance.
71
72 Example:
73     >>> map_country_name_to_iso("Korea")
74     [Country(iso_code=ISOCODE("KOR"), name="Republic of Korea"), Country(iso_code=
75     ISOCODE("PRK"), name="Democratic People's Republic of Korea")]
76 """
77 pass
78
79 def map_iso_to_country_name(iso_code: ISOCODE) -> str:
80     """
81     Maps an ISO code to a country name.
82
83     Parameters:
84         iso_code (ISOCODE): The ISO code to map.
85
86     Returns:
87         str: The corresponding country name.
88
89     Example:
90         >>> map_iso_to_country_name(ISOCODE("CHN"))
91         "China"
92     """
93     pass
94
95 def map_relation_description_to_cameo(description: str) -> List[Relation]:
96     """
97     Maps a relation description to the most likely Relation objects.
98
99     Parameters:
100         description (str): The relation description to map.
101
102     Returns:
103         List[Relation]: A list of 5 most likely Relations sorted by relevance.
104
105     Example:
106         >>> map_relation_description_to_cameo("Fight with guns")
107         [Relation(cameo_code=CAMEOCODE("19"), name="Fight", description="All uses of
108         conventional force and acts of war typically by organized armed groups."), Relation(
109         cameo_code=CAMEOCODE("193"), name="Fight with small arms and light weapons",
110         description="Attack using small arms and light weapons such as rifles, machine-guns,
111         and mortar shells."), Relation(cameo_code=CAMEOCODE("190"), name="Use conventional
112         military force, not specified", description="All uses of conventional force and acts
113         of war typically by organized armed groups, not otherwise specified.")]
114     """
115     pass
116
117 def map_cameo_to_relation(cameo_code: CAMEOCODE) -> Relation:
118     """
119     Maps a CAMEO code to a relation, including its name and description.
120
121     Parameters:
122         cameo_code (CAMEOCODE): The CAMEO code to map.
123
124     Returns:
125         Relation: The corresponding relation.
126
127     Example:
128         >>> map_cameo_to_relation(CAMEOCODE("190"))
129         Relation(cameo_code=CAMEOCODE("190"), name="Use conventional military force, not
130         specified", description="All uses of conventional force and acts of war typically by
131         organized armed groups, not otherwise specified.")
132     """
133     pass
134
135 def get_child_relations(cameo_code: CAMEOCODE) -> List[Relation]:
136     """
137     Retrieves child relations of a given relation identified by CAMEO code.
138
139     Parameters:
140         cameo_code (CAMEOCODE): The CAMEO code of the relation whose children are sought.
141         Only first level relations are accepted.
142
143     Returns:

```

```

134         List[Relation]: A list of second level child relations.
135
136     Example:
137         >>> get_child_relations(CAMEOCode("19"))
138         [Relation(caemo_code=CAMEOCode("190"), name="Use conventional military force, not
            specified", description="All uses of conventional force and acts of war typically
            by organized armed groups, not otherwise specified."), Relation(cameo_code=CAMEOCode
            ("191"), name="Impose blockade or restrict movement", description="Prevent entry
            into and/or exit from a territory using armed forces."), ...]
139     """
140     pass
141
142     def get_sibling_relations(cameo_code: CAMEOCode) -> List[Relation]:
143         """
144         Retrieves sibling relations of a given relation identified by CAMEO code.
145
146         Parameters:
147             cameo_code (CAMEOCode): The CAMEO code of the relation whose siblings are sought.
            Both first and second level relations are accepted.
148
149         Returns:
150             List[Relation]: A list of sibling relations at the same level.
151
152         Example:
153             >>> get_sibling_relations(CAMEOCode("193"))
154             [Relation(caemo_code=CAMEOCode("190"), name="Use conventional military force, not
            specified", description="All uses of conventional force and acts of war typically
            by organized armed groups, not otherwise specified."), Relation(cameo_code=CAMEOCode
            ("191"), name="Impose blockade or restrict movement", description="Prevent entry
            into and/or exit from a territory using armed forces."), ...]
155     """
156     pass
157
158     def count_events(date_range: Optional[DateRange] = None, head_entities: Optional[List[
        ISOCode]] = None, tail_entities: Optional[List[ISOCode]] = None, relations: Optional
        [List[CAMEOCode]] = None) -> int:
159         """
160         Counts the number of events in the knowledge graph based on specified conditions.
161
162         Parameters:
163             date_range (Optional[DateRange]): Range of dates to filter the events. If None,
            all dates are included.
164             head_entities (Optional[List[ISOCode]]): List of head entity ISO codes to be
            included. If None, all countries are included.
165             tail_entities (Optional[List[ISOCode]]): List of tail entity ISO codes to be
            included. If None, all countries are included.
166             relations (Optional[List[CAMEOCode]]): List of relation CAMEO codes to be
            included. If first level relations are listed, all second level relations under them
            are included. If None, all relations are included.
167
168         Returns:
169             int: Count of unique events matching the conditions.
170
171         Example:
172             >>> count_events(date_range=DateRange(start_date=Date("2022-01-01"), end_date=
            Date("2022-01-31")), head_entities=[ISOCode("USA"), ISOCode("CHN")], tail_entities=
            None, relations=[CAMEOCode("010")])
173             4
174     """
175     pass
176
177     def get_events(date_range: Optional[DateRange] = None, head_entities: Optional[List[
        ISOCode]] = None, tail_entities: Optional[List[ISOCode]] = None, relations: Optional
        [List[CAMEOCode]] = None, text_description: Optional[str] = None) -> List[Event]:
178         """
179         Retrieves events from the knowledge graph based on specified conditions.
180         Inherits common filter parameters from count_events. See count_events for more
            details on these parameters.
181
182         Additional Parameters:
183             text_description (Optional[str]): Textual description to match with the source
            news articles of events. If None, the returned events are sorted by date in
            descending order; otherwise, sorted by relevance of the source news article to the
            description.
184
185         Returns:
186             List[Event]: A list of maximum 30 events matching the specified conditions.
187
188         Example:

```

```

189     >>> get_events(date_range=DateRange(start_date=Date("2022-01-01"), end_date=Date
("2022-01-31")), head_entities=[ISOCODE("USA"), ISOCODE("CHN")], tail_entities=None,
190     relations=[CAMEOCODE("010")], text_description="economic trade")
    [Event(date=Date("2022-01-15"), head_entity=ISOCODE("USA"), relation=CAMEOCODE
("010"), tail_entity=ISOCODE("CAN"), Event(date=Date("2022-01-10"), head_entity=
191     ISOCODE("CHN"), relation=CAMEOCODE("010"), tail_entity=ISOCODE("USA"), ...)]
192     """
193     pass
194 def get_entity_distribution(date_range: Optional[DateRange] = None, involved_relations:
Optional[List[CAMEOCODE]] = None, interacted_entities: Optional[List[ISOCODE]] =
195     None, entity_role: Optional[STR] = None) -> Dict[ISOCODE, INT]:
196     """
197     Gets the distribution of entities in the knowledge graph under specified conditions.
198     Parameters:
199     date_range (Optional[DateRange]): Range of dates to filter the events. If None,
all dates are included.
200     involved_relations (Optional[List[CAMEOCODE]]): List of relations that the
returned entities must be involved in any of. If first level relations are listed,
all second level relations under them are included. If None, all relations are
201     included.
202     interacted_entities (Optional[List[ISOCODE]]): List of entities that the returned
entities must have interacted with any of. If None, all entities are included.
203     entity_role (Optional[EntityRole]): Specifies the role of the returned entity in
the events. Options are 'head', 'tail', or 'both'. If 'both' or None, the returned
entity can be either head or tail.
204     Returns:
205     Dict[ISOCODE, INT]: A dictionary mapping returned entities' ISO codes to the
number of events with the specified conditions in which they are involved, sorted by
counts in descending order.
206     Example:
207     >>> get_entity_distribution(date_range=DateRange(start_date=Date("2022-01-01"),
end_date=Date("2022-01-31")), involved_relations=[CAMEOCODE("010")],
208     interacted_entities=[ISOCODE("USA"), ISOCODE("CHN")], entity_role="tail")
    {ISOCODE("USA"): 3, ISOCODE("CHN"): 1}
209     """
210     """
211     pass
212
213 def get_relation_distribution(date_range: Optional[DateRange] = None, head_entities:
Optional[List[ISOCODE]] = None, tail_entities: Optional[List[ISOCODE]] = None) ->
214     Dict[CAMEOCODE, INT]:
215     """
216     Gets the distribution of second level relations in the knowledge graph under
specified conditions.
217     Parameters:
218     date_range (Optional[DateRange]): Range of dates to filter the events. If None,
all dates are included.
219     head_entities (Optional[List[ISOCODE]]): List of head entities that the events
must involve any of. If None, all head entities are included.
220     tail_entities (Optional[List[ISOCODE]]): List of tail entities that the events
must involve any of. If None, all tail entities are included.
221     Returns:
222     Dict[CAMEOCODE, INT]: A dictionary mapping second level relations' CAMEO codes to
the number of events with the specified conditions in which they are involved,
sorted by counts in descending order.
223     Example:
224     >>> get_relation_distribution(date_range=DateRange(start_date=Date("2022-01-01"),
end_date=Date("2022-01-31")), head_entities=[ISOCODE("USA"), ISOCODE("CHN")],
225     tail_entities=None)
    {CAMEOCODE("010"): 3, CAMEOCODE("011"): 1}
226     """
227     """
228     pass
229
230
231 def count_news_articles(date_range: Optional[DateRange] = None, head_entities: Optional[
List[ISOCODE]] = None, tail_entities: Optional[List[ISOCODE]] = None, relations:
Optional[List[CAMEOCODE]] = None, keywords: Optional[List[STR]] = None) -> INT:
232     """
233     Counts the number of news articles based on specified conditions.
234     Parameters:
235     date_range (Optional[DateRange]): Range of dates to filter the news articles. If
None, all dates are included.
236     head_entities (Optional[List[ISOCODE]]): At least one of the entities must be
mentioned in the articles and be the head entity in the events. If None, all
237     entities are included.

```

```

238     tail_entities (Optional[List[ISOCODE]]): At least one of the entities must be
mentioned in the articles and be the tail entity in the events. If None, all
entities are included.
239     relations (Optional[List[CAMEOCODE]]): At least one of the relations must be
mentioned in the articles. If first level relations are listed, all second level
relations under them are included. If None, all relations are included.
240     keywords (Optional[List[str]]): At least one of the keywords must be present in
the articles. If None, all articles are included.
241
242 Returns:
243     int: The count of news articles matching the conditions.
244
245 Example:
246     >>> count_news_articles(date_range=DateRange(start_date=Date("2022-01-01"),
end_date=Date("2022-01-31")), head_entities=[ISOCODE("USA"), ISOCODE("CHN")],
tail_entities=[ISOCODE("USA"), ISOCODE("CHN")], relations=[CAMEOCODE("010")],
keywords=["trade"])
247     2
248     ""
249     pass
250
251 def get_news_articles(date_range: Optional[DateRange] = None, head_entities: Optional[
List[ISOCODE] = None, tail_entities: Optional[List[ISOCODE] = None, relations:
Optional[List[CAMEOCODE] = None, keywords: Optional[List[str]] = None,
text_description: Optional[str] = None) -> List[Tuple[Date, str]]:
252     ""
253     Retrieves news articles based on specified conditions.
254     Inherits common filter parameters from count_news_articles. See count_news_articles
for more details on these parameters.
255
256 Additional Parameters:
257     text_description (Optional[str]): Textual description to match with the news
articles. If None, the returned articles are sorted by date in descending order;
otherwise, sorted by relevance to the description.
258
259 Returns:
260     List[Tuple[Date, str]]: A list of maximum 15 news articles matching the specified
conditions, each represented by a tuple of date and title.
261
262 Example:
263     >>> get_news_articles(date_range=DateRange(start_date=Date("2022-01-01"),
end_date=Date("2022-01-31")), head_entities=[ISOCODE("USA"), ISOCODE("CHN")],
tail_entities=[ISOCODE("USA"), ISOCODE("CHN")], relations=[CAMEOCODE("010")],
keywords=["trade"], text_description="Economic trade is encouraged between USA and
China.")
264     [(NewsArticle.date=Date("2022-01-15"), NewsArticle.title="China and USA sign
trade deal"), (NewsArticle.date=Date("2022-01-10"), NewsArticle.title="Trade
agreement between USA and China")]
265     ""
266     pass
267
268 def browse_news_article(date: Date, title: str) -> str:
269     ""
270     Retrieves the full text of a news article by its title.
271
272 Parameters:
273     date (Date): The date of the news article to retrieve.
274     title (str): The title of the news article to retrieve.
275
276 Returns:
277     str: The date, the title and full contents of the news article.
278
279 Example:
280     >>> browse_news_article(Date("2022-01-10"), "Trade agreement between USA and
China")
281     2022-01-10:
282     Trade agreement between USA and China
283     On January 10, 2022, a trade agreement was signed between the USA and China to
promote economic cooperation...
284     ""
285     pass

```

M.3 API Implementation

In this section, we provide the full implementation of the API, which is part of the environment and is accessible to the Python executor.

```
1 @dataclass
2 class Date:
3     """Represents a date."""
4     date: str # Date in the format 'YYYY-MM-DD'
5     # Example: Date("2022-01-01")
6
7     def __init__(self, date: str):
8         # check type
9         if not isinstance(date, str):
10            raise ValueError(f"Attribute 'date' of class Date must be a string in the
11            format 'YYYY-MM-DD', but received: {date} in type {type(date)}")
12
13            # check if date is in the correct format by trying to convert it to a date object
14            try:
15                datetime.datetime.strptime(date, '%Y-%m-%d')
16            except ValueError:
17                raise ValueError(f"Date must be in the format 'YYYY-MM-DD', but received: {
18                date}")
19            if date < DEFAULT_START_DATE:
20                raise ValueError(f"Date must be on or after {DEFAULT_START_DATE}, but
21                received: {date}")
22            if DEFAULT_END_DATE and date > DEFAULT_END_DATE:
23                raise ValueError(f"Date must be on or before the current date {
24                DEFAULT_END_DATE}, but received: {date}")
25
26            self.date = date
27
28            def __str__(self):
29                return f"Date('{self.date}')"
30
31            def __hash__(self):
32                return hash(self.date)
33
34            def __eq__(self, other):
35                if isinstance(other, Date):
36                    return self.date == other.date
37                return False
38
39 @dataclass
40 class DateRange:
41     """Represents a range of dates (inclusive)."""
42     start_date: Optional[Date] # If None, the earliest date is used
43     end_date: Optional[Date] # If None, the current date is used
44     # Example: DateRange(start_date=Date("2022-01-01"), end_date=Date("2022-01-31"))
45
46     def __init__(self, start_date: Optional[Date] = None, end_date: Optional[Date] = None
47     ):
48         # check type
49         if start_date and not isinstance(start_date, Date):
50             raise ValueError(f"Attribute 'start_date' of class DateRange must be a Date
51             object, but received type {type(start_date)}")
52         if end_date and not isinstance(end_date, Date):
53             raise ValueError(f"Attribute 'end_date' of class DateRange must be a Date
54             object, but received type {type(end_date)}")
55
56         self.start_date = start_date if start_date else Date(DEFAULT_START_DATE)
57         self.end_date = end_date if end_date else Date(DEFAULT_END_DATE)
58         if start_date and end_date and start_date.date > end_date.date:
59             raise ValueError("Start date must be before or equal to end date, but
60             received: start_date={}, end_date={}".format(start_date.date, end_date.date))
61
62         def __str__(self):
63             return f"DateRange(start_date={self.start_date}, end_date={self.end_date})"
64
65         def __hash__(self):
66             return hash((self.start_date, self.end_date))
67
68         def __eq__(self, other):
69             if isinstance(other, DateRange):
70                 return self.start_date == other.start_date and self.end_date == other.
71                 end_date
72             return False
73
74 @dataclass
75 class ISOCode:
76     """Represents an ISO alpha-3 country code."""
```

```

68 code: str # 3-letter ISO code
69 # Example: ISOCode("USA")
70
71 def __init__(self, code: str):
72     # check type
73     if not isinstance(code, str):
74         raise ValueError(f"Attribute 'code' of class ISOCode must be a string, but
received type {type(code)}")
75
76     if len(code) != 3:
77         raise ValueError(f"ISO code must be a 3-letter string, but received: {code}")
78     if code not in dict_iso2alternames:
79         raise ValueError(f"ISO code must be a valid ISO alpha-3 country code, but
received: {code}")
80     self.code = code
81
82 def __str__(self):
83     return f"ISOCode('{self.code}')"
84
85 def __hash__(self):
86     return hash(self.code)
87
88 def __eq__(self, other):
89     if isinstance(other, ISOCode):
90         return self.code == other.code
91     return False
92
93 @dataclass
94 class Country:
95     """Represents a country entity."""
96     iso_code: ISOCode
97     name: str
98     # Example: Country(iso_code=ISOCode("USA"), name="United States")
99
100 def __init__(self, iso_code: ISOCode, name: str):
101     # check type
102     if not isinstance(iso_code, ISOCode):
103         raise ValueError(f"Attribute 'iso_code' of class Country must be an ISOCode
object, but received type {type(iso_code)}")
104     if not isinstance(name, str):
105         raise ValueError(f"Attribute 'name' of class Country must be a string, but
received type {type(name)}")
106
107     if dict_iso2alternames[iso_code.code][0] != name:
108         raise ValueError(f"Country name must match the name corresponding to the ISO
code, but received: {name} for ISO code: {iso_code.code}")
109     self.iso_code = iso_code
110     self.name = name
111
112 def __str__(self):
113     return f"Country(iso_code={self.iso_code}, name='{self.name}')"
114
115 def __hash__(self):
116     return hash((self.iso_code, self.name))
117
118 def __eq__(self, other):
119     if isinstance(other, Country):
120         return self.iso_code == other.iso_code and self.name == other.name
121     return False
122
123 @dataclass
124 class CAMEOCode:
125     """Represents a CAMEO verb code."""
126     code: str # 2-digit CAMEO code for first level relations, 3-digit CAMEO code for
second level relations
127     # Example: CAMEOCode("01"), CAMEOCode("010")
128
129 def __init__(self, code: str):
130     # check type
131     if not isinstance(code, str):
132         raise ValueError(f"Attribute 'code' of class CAMEOCode must be a string, but
received type {type(code)}")
133
134     if len(code) not in [2, 3]:
135         raise ValueError(f"CAMEO code must be a valid 2 or 3-digit string defined in
the 'Conflict and Mediation Event Observations' Codebook, but received: {code}")
136     if code not in dict_code2relation:
137         raise ValueError(f"CAMEO code must be a valid CAMEO code defined in the '
Conflict and Mediation Event Observations' Codebook, but received: {code}")
138     self.code = code
139

```

```

140 def __str__(self):
141     return f"CAMEOCode('{self.code}')"
142
143 def __hash__(self):
144     return hash(self.code)
145
146 def __eq__(self, other):
147     if isinstance(other, CAMEOCode):
148         return self.code == other.code
149     return False
150
151 @dataclass
152 class Relation:
153     """Represents a relation."""
154     cameo_code: CAMEOCode
155     name: str
156     description: str # A brief description of what event the relation represents
157     # Example: Relation(cameo_code=CAMEOCode("010"), name="Make statement, not specified", description="All public statements expressed verbally or in action, not otherwise specified.")
158
159     def __init__(self, cameo_code: CAMEOCode, name: str, description: str):
160         # check type
161         if not isinstance(cameo_code, CAMEOCode):
162             raise ValueError(f"Attribute 'cameo_code' of class Relation must be a CAMEOCode object, but received type {type(cameo_code)}")
163         if not isinstance(name, str):
164             raise ValueError(f"Attribute 'name' of class Relation must be a string, but received type {type(name)}")
165         if not isinstance(description, str):
166             raise ValueError(f"Attribute 'description' of class Relation must be a string, but received type {type(description)}")
167
168         if dict_code2relation[cameo_code.code]['Name'] != name:
169             raise ValueError(f"Relation name must match the name corresponding to the CAMEO code, but received: {name} for CAMEO code {cameo_code.code}")
170         if dict_code2relation[cameo_code.code]['Description'] != description:
171             raise ValueError(f"Relation description must match the description corresponding to the CAMEO code, but received: {description} for CAMEO code {cameo_code.code}")
172         self.cameo_code = cameo_code
173         self.name = name
174         self.description = description
175
176     def __str__(self):
177         return f"Relation(cameo_code={self.cameo_code}, name='{self.name}', description='{self.description}')"
178
179     def __hash__(self):
180         return hash((self.cameo_code, self.name, self.description))
181
182     def __eq__(self, other):
183         if isinstance(other, Relation):
184             return self.cameo_code == other.cameo_code and self.name == other.name and self.description == other.description
185         return False
186
187 @dataclass
188 class Event:
189     """Represents an event characterized by date, head entity, relation, and tail entity.
190     """
191     date: Date
192     head_entity: ISOCCode
193     relation: CAMEOCode
194     tail_entity: ISOCCode
195     # Example: Event(date=Date("2022-01-01"), head_entity=ISOCCode("USA"), relation=CAMEOCode("010"), tail_entity=ISOCCode("CAN"))
196
197     def __init__(self, date: Date, head_entity: ISOCCode, relation: CAMEOCode, tail_entity: ISOCCode):
198         # check type
199         if not isinstance(date, Date):
200             raise ValueError(f"Attribute 'date' of class Event must be a Date object, but received type {type(date)}")
201         if not isinstance(head_entity, ISOCCode):
202             raise ValueError(f"Attribute 'head_entity' of class Event must be an ISOCCode object, but received type {type(head_entity)}")
203         if not isinstance(relation, CAMEOCode):
204             raise ValueError(f"Attribute 'relation' of class Event must be a CAMEOCode object, but received type {type(relation)}")
205         if not isinstance(tail_entity, ISOCCode):

```



```

205         raise ValueError(f"Attribute 'tail_entity' of class Event must be an ISOCode
206         object, but received type {type(tail_entity)}")
207
208         self.date = date
209         self.head_entity = head_entity
210         self.relation = relation
211         self.tail_entity = tail_entity
212
213     def __str__(self):
214         return f"Event(date={self.date}, head_entity={self.head_entity}, relation={self.
215         relation}, tail_entity={self.tail_entity})"
216
217     def __hash__(self):
218         return hash((self.date, self.head_entity, self.relation, self.tail_entity))
219
220     def __eq__(self, other):
221         if isinstance(other, Event):
222             return self.date == other.date and self.head_entity == other.head_entity and
223             self.relation == other.relation and self.tail_entity == other.tail_entity
224         return False
225
226 @dataclass
227 class NewsArticle:
228     """Represents a news article, including metadata and content."""
229     date: Date
230     title: str
231     content: str # Full text content of the news article
232     events: List[Event] # List of events mentioned in the article
233     # Example: NewsArticle(date=Date("2022-01-01"), title="Trade agreement between USA
234     # and China", content="On January 1, 2022, a trade agreement was signed between the
235     # USA and China...", events=[Event(date=Date("2022-01-01"), head_entity=ISOCode("USA")
236     # , relation=CAMEOCode("O10"), tail_entity=ISOCode("CHN"))])
237
238     def __init__(self, date: Date, title: str, content: str, events: List[Event]):
239         # check type
240         if not isinstance(date, Date):
241             raise ValueError(f"Attribute 'date' of class NewsArticle must be a Date
242             object, but received type {type(date)}")
243         if not isinstance(title, str):
244             raise ValueError(f"Attribute 'title' of class NewsArticle must be a string,
245             but received type {type(title)}")
246         if not isinstance(content, str):
247             raise ValueError(f"Attribute 'content' of class NewsArticle must be a string,
248             but received type {type(content)}")
249         if not isinstance(events, list):
250             raise ValueError(f"Attribute 'events' of class NewsArticle must be a list,
251             but received type {type(events)}")
252
253         self.date = date
254         self.title = title
255         self.content = content
256         self.events = events
257
258     def __str__(self):
259         return f"{self.date}:\n{self.title}\n{self.content}"
260
261     def __hash__(self):
262         return hash((self.date, self.title, self.content))
263
264     def __eq__(self, other):
265         if isinstance(other, NewsArticle):
266             return self.date == other.date and self.title == other.title and self.content
267             == other.content
268         return False
269
270 def map_country_name_to_iso(name: str) -> List[Country]:
271     """
272     Maps a country name to the most likely corresponding Country objects with ISO codes.
273
274     Parameters:
275         name (str): The country name to map.
276
277     Returns:
278         List[Country]: A list of 5 most likely Country objects sorted by relevance.
279
280     Example:
281         >>> map_country_name_to_iso("Korea")
282         [Country(iso_code=ISOCode("KOR"), name="Republic of Korea"), Country(iso_code=
283         ISOCode("PRK"), name="Democratic People's Republic of Korea")]
284     """
285     # check type

```

```

274 if not isinstance(name, str):
275     raise ValueError(f"Input 'name' must be a string, but received type {type(name)}")
276 )
277
278 if name in dict_countryname2iso:
279     return [Country(iso_code=ISOCODE(dict_countryname2iso[name]), name=name)]
280 else:
281     # get top 5 ISO codes with the highest cosine similarity
282     name_embeddings = get_embedding(name)
283     similarities = cosine_similarity(country_embeddings, name_embeddings)
284     top_indices = np.argsort(similarities)[::-1][:5]
285     countries = []
286     for idx in top_indices:
287         iso_code = list(dict_iso2alternames.keys())[idx]
288         curr_name = dict_iso2alternames[iso_code][0]
289         countries.append(Country(iso_code=ISOCODE(iso_code), name=curr_name))
290     return countries
291
292 def map_iso_to_country_name(iso_code: ISOCODE) -> str:
293     """
294     Maps an ISO code to a country name.
295
296     Parameters:
297         iso_code (ISOCODE): The ISO code to map.
298
299     Returns:
300         str: The corresponding country name.
301
302     Example:
303     >>> map_iso_to_country_name(ISOCODE("CHN"))
304     "China"
305
306     # check type
307     if not isinstance(iso_code, ISOCODE):
308         raise ValueError(f"Input 'iso_code' must be an ISOCODE object, but received type
309         {type(iso_code)}")
310
311     return dict_iso2alternames[iso_code.code][0]
312
313 def map_relation_description_to_cameo(description: str) -> List[Relation]:
314     """
315     Maps a relation description to the most likely Relation objects.
316
317     Parameters:
318         description (str): The relation description to map.
319
320     Returns:
321         List[Relation]: A list of 5 most likely Relations sorted by relevance.
322
323     Example:
324     >>> map_relation_description_to_cameo("Fight with guns")
325     [Relation(cameo_code=CAMEOCODE("19"), name="Fight", description="All uses of
326     conventional force and acts of war typically by organized armed groups."), Relation(
327     cameo_code=CAMEOCODE("193"), name="Fight with small arms and light weapons",
328     description="Attack using small arms and light weapons such as rifles, machine-guns,
329     and mortar shells."), Relation(cameo_code=CAMEOCODE("190"), name="Use conventional
330     military force, not specified", description="All uses of conventional force and acts
331     of war typically by organized armed groups, not otherwise specified.")]
332
333     # check type
334     if not isinstance(description, str):
335         raise ValueError(f"Input 'description' must be a string, but received type {type(
336         description)}")
337
338     if description in dict_relation2code:
339         code = dict_relation2code[description]
340         return [Relation(cameo_code=CAMEOCODE(code), name=dict_code2relation[code]['Name'],
341         description=dict_code2relation[code]['Description'])]
342     else:
343         # get top 5 CAMEO codes with the highest cosine similarity
344         description_embedding = get_embedding(description)
345         similarities = cosine_similarity(relation_embeddings, description_embedding)
346         top_indices = np.argsort(similarities)[::-1][:5]
347         relations = []
348         for idx in top_indices:
349             code = list(dict_code2relation.keys())[idx]
350             relations.append(Relation(cameo_code=CAMEOCODE(code), name=dict_code2relation
351             [code]['Name'], description=dict_code2relation[code]['Description']))
352         return relations
353
354 def map_cameo_to_relation(cameo_code: CAMEOCODE) -> Relation:

```

```

344 """
345 Maps a CAMEO code to a relation, including its name and description.
346
347 Parameters:
348     cameo_code (CAMEOCode): The CAMEO code to map.
349
350 Returns:
351     Relation: The corresponding relation.
352
353 Example:
354     >>> map_cameo_to_relation(CAMEOCode("190"))
355     Relation(cameo_code=CAMEOCode("190"), name="Use conventional military force, not
    specified", description="All uses of conventional force and acts of war typically by
    organized armed groups, not otherwise specified.")
356 """
357 # check type
358 if not isinstance(cameo_code, CAMEOCode):
359     raise ValueError(f"Input 'cameo_code' must be a CAMEOCode object, but received
    type {type(cameo_code)}")
360
361 info = dict_code2relation[cameo_code.code]
362 return Relation(cameo_code=cameo_code, name=info['Name'], description=info['
    Description'])
363
364 def get_parent_relation(cameo_code: CAMEOCode) -> Relation:
365     """
366     Retrieves the parent relation of a given relation identified by CAMEO code.
367
368     Parameters:
369         cameo_code (CAMEOCode): The CAMEO code of the relation whose parent is sought.
    Only second level relations are accepted.
370
371     Returns:
372         Relation: The first level parent relation.
373
374     Example:
375         >>> get_parent_relation(CAMEOCode("193"))
376         Relation(cameo_code=CAMEOCode("19"), name="Fight", description="All uses of
    conventional force and acts of war typically by organized armed groups.")
377 """
378 # check type
379 if not isinstance(cameo_code, CAMEOCode):
380     raise ValueError(f"Input 'cameo_code' must be a CAMEOCode object, but received
    type {type(cameo_code)}")
381
382 if len(cameo_code.code) != 3:
383     raise ValueError("Only second level relations are accepted, but received: {}".
    format(cameo_code.code))
384 parent_code = cameo_code.code[:2]
385 return map_cameo_to_relation(CAMEOCode(parent_code))
386
387 def get_child_relations(cameo_code: CAMEOCode) -> List[Relation]:
388     """
389     Retrieves child relations of a given relation identified by CAMEO code.
390
391     Parameters:
392         cameo_code (CAMEOCode): The CAMEO code of the relation whose children are sought.
    Only first level relations are accepted.
393
394     Returns:
395         List[Relation]: A list of second level child relations.
396
397     Example:
398         >>> get_child_relations(CAMEOCode("19"))
399         [Relation(cameo_code=CAMEOCode("190"), name="Use conventional military force, not
    specified", description="All uses of conventional force and acts of war typically
    by organized armed groups, not otherwise specified."), Relation(cameo_code=CAMEOCode
    ("191"), name="Impose blockade or restrict movement", description="Prevent entry
    into and/or exit from a territory using armed forces."), ...]
400 """
401 # check type
402 if not isinstance(cameo_code, CAMEOCode):
403     raise ValueError(f"Input 'cameo_code' must be a CAMEOCode object, but received
    type {type(cameo_code)}")
404
405 if len(cameo_code.code) != 2:
406     raise ValueError("Only first level relations are accepted, but received: {}".
    format(cameo_code.code))
407 children = []
408 for code, info in dict_code2relation.items():
409     if code[:2] == cameo_code.code and len(code) == 3:

```

```

410         children.append(Relation(cameo_code=CAMEOCode(code), name=info['Name'],
411                                description=info['Description']))
412     return children
413
414 def get_sibling_relations(cameo_code: CAMEOCode) -> List[Relation]:
415     """
416     Retrieves sibling relations of a given relation identified by CAMEO code.
417
418     Parameters:
419         cameo_code (CAMEOCode): The CAMEO code of the relation whose siblings are sought.
420         Both first and second level relations are accepted.
421
422     Returns:
423         List[Relation]: A list of sibling relations at the same level.
424
425     Example:
426     >>> get_sibling_relations(CAMEOCode("193"))
427     [Relation(cameo_code=CAMEOCode("190"), name="Use conventional military force, not
428     specified", description="All uses of conventional force and acts of war typically
429     by organized armed groups, not otherwise specified."), Relation(cameo_code=CAMEOCode
430     ("191"), name="Impose blockade or restrict movement", description="Prevent entry
431     into and/or exit from a territory using armed forces."), ...]
432     """
433     # check type
434     if not isinstance(cameo_code, CAMEOCode):
435         raise ValueError(f"Input 'cameo_code' must be a CAMEOCode object, but received
436         type {type(cameo_code)}")
437
438     if len(cameo_code.code) == 3:
439         return get_child_relations(get_parent_relation(cameo_code).cameo_code)
440     elif len(cameo_code.code) == 2:
441         # get '01' to '20' relations
442         first_level_codes = [str(i).zfill(2) for i in range(1, 21)]
443         relations = []
444         for code in first_level_codes:
445             relations.append(map_cameo_to_relation(CAMEOCode(code)))
446     return relations
447
448 def count_events(date_range: Optional[DateRange] = None, head_entities: Optional[List[
449     ISOCode]] = None, tail_entities: Optional[List[ISOCode]] = None, relations: Optional
450     [List[CAMEOCode]] = None) -> int:
451     """
452     Counts the number of events in the knowledge graph based on specified conditions.
453
454     Parameters:
455         date_range (Optional[DateRange]): Range of dates to filter the events. If None,
456         all dates are included.
457         head_entities (Optional[List[ISOCode]]): List of head entity ISO codes to be
458         included. If None, all countries are included.
459         tail_entities (Optional[List[ISOCode]]): List of tail entity ISO codes to be
460         included. If None, all countries are included.
461         relations (Optional[List[CAMEOCode]]): List of relation CAMEO codes to be
462         included. If first level relations are listed, all second level relations under them
463         are included. If None, all relations are included.
464
465     Returns:
466         int: Count of unique events matching the conditions.
467
468     Example:
469     >>> count_events(date_range=DateRange(start_date=Date("2022-01-01"), end_date=
470     Date("2022-01-31")), head_entities=[ISOCode("USA"), ISOCode("CHN")], tail_entities=
471     None, relations=[CAMEOCode("010")])
472     4
473     """
474     # check type
475     if date_range and not isinstance(date_range, DateRange):
476         raise ValueError(f"Input 'date_range' must be a DateRange object, but received
477         type {type(date_range)}")
478     if head_entities and not isinstance(head_entities, list):
479         raise ValueError(f"Input 'head_entities' must be a list, but received type {type(
480         head_entities)}")
481     if head_entities and not all(isinstance(iso, ISOCode) for iso in head_entities):
482         raise ValueError(f"Elements in 'head_entities' must be ISOCode objects")
483     if tail_entities and not isinstance(tail_entities, list):
484         raise ValueError(f"Input 'tail_entities' must be a list, but received type {type(
485         tail_entities)}")
486     if tail_entities and not all(isinstance(iso, ISOCode) for iso in tail_entities):
487         raise ValueError(f"Elements in 'tail_entities' must be ISOCode objects")
488     if relations and not isinstance(relations, list):
489         raise ValueError(f"Input 'relations' must be a list, but received type {type(
490         relations)}")

```

```

471 if relations and not all(isinstance(code, CAMEOCode) for code in relations):
472     raise ValueError(f"Elements in 'relations' must be CAMEOCode objects")
473
474 # process data_kg by filtering based on the specified conditions
475 curr_data = data_kg.copy()
476 curr_data.drop_duplicates(subset=['QuadEventCode'], inplace=True)
477 curr_data = curr_data[curr_data['DateStr'] <= DEFAULT_END_DATE]
478 if date_range:
479     curr_data = curr_data[(curr_data['DateStr'] >= date_range.start_date.date) & (
480     curr_data['DateStr'] <= date_range.end_date.date)]
481 if head_entities:
482     curr_data = curr_data[curr_data['Actor1CountryCode'].isin([iso.code for iso in
483     head_entities])]
484 if tail_entities:
485     curr_data = curr_data[curr_data['Actor2CountryCode'].isin([iso.code for iso in
486     tail_entities])]
487 if relations:
488     # if first level relations are listed, include all second level relations under
489     them
490     for code in relations:
491         if len(code.code) == 2:
492             relations.extend([CAMEOCode(c) for c in dict_code2relation if c[:2] ==
493             code.code and len(c) == 3])
494     curr_data = curr_data[curr_data['EventBaseCode'].isin([code.code for code in
495     relations])]
496 return len(curr_data)
497
498 def get_events(date_range: Optional[DateRange] = None, head_entities: Optional[List[
499     ISOCode]] = None, tail_entities: Optional[List[ISOCode]] = None, relations: Optional
500     [List[CAMEOCode]] = None, text_description: Optional[str] = None) -> List[Event]:
501     """
502     Retrieves events from the knowledge graph based on specified conditions.
503     Inherits common filter parameters from count_events. See count_events for more
504     details on these parameters.
505
506     Additional Parameters:
507     text_description (Optional[str]): Textual description to match with the source
508     news articles of events. If None, the returned events are sorted by date in
509     descending order; otherwise, sorted by relevance of the source news article to the
510     description.
511
512     Returns:
513     List[Event]: A list of maximum 30 events matching the specified conditions.
514
515     Example:
516     >>> get_events(date_range=DateRange(start_date=Date("2022-01-01"), end_date=Date
517     ("2022-01-31")), head_entities=[ISOCode("USA"), ISOCode("CHN")], tail_entities=None,
518     relations=[CAMEOCode("010")], text_description="economic trade")
519     [Event(date=Date("2022-01-15"), head_entity=ISOCode("USA"), relation=CAMEOCode
520     ("010"), tail_entity=ISOCode("CAN"), Event(date=Date("2022-01-10"), head_entity=
521     ISOCode("CHN"), relation=CAMEOCode("010"), tail_entity=ISOCode("USA"), ...)]
522     """
523     # check type
524     if date_range and not isinstance(date_range, DateRange):
525         raise ValueError(f"Input 'date_range' must be a DateRange object, but received
526         type {type(date_range)}")
527     if head_entities and not isinstance(head_entities, list):
528         raise ValueError(f"Input 'head_entities' must be a list, but received type {type(
529         head_entities)}")
530     if head_entities and not all(isinstance(iso, ISOCode) for iso in head_entities):
531         raise ValueError(f"Elements in 'head_entities' must be ISOCode objects")
532     if tail_entities and not isinstance(tail_entities, list):
533         raise ValueError(f"Input 'tail_entities' must be a list, but received type {type(
534         tail_entities)}")
535     if tail_entities and not all(isinstance(iso, ISOCode) for iso in tail_entities):
536         raise ValueError(f"Elements in 'tail_entities' must be ISOCode objects")
537     if relations and not isinstance(relations, list):
538         raise ValueError(f"Input 'relations' must be a list, but received type {type(
539         relations)}")
540     if relations and not all(isinstance(code, CAMEOCode) for code in relations):
541         raise ValueError(f"Elements in 'relations' must be CAMEOCode objects")
542     if text_description and not isinstance(text_description, str):
543         raise ValueError(f"Input 'text_description' must be a string, but received type {
544         type(text_description)}")
545
546 # process data_kg by filtering based on the specified conditions
547 curr_data = data_kg.copy()
548 curr_data = curr_data[curr_data['DateStr'] <= DEFAULT_END_DATE]
549 if date_range:
550     curr_data = curr_data[(curr_data['DateStr'] >= date_range.start_date.date) & (
551     curr_data['DateStr'] <= date_range.end_date.date)]

```

```

530 if head_entities:
531     curr_data = curr_data[curr_data['Actor1CountryCode'].isin([iso.code for iso in
head_entities])]
532 if tail_entities:
533     curr_data = curr_data[curr_data['Actor2CountryCode'].isin([iso.code for iso in
tail_entities])]
534 if relations:
535     # if first level relations are listed, include all second level relations under
them
536     for code in relations:
537         if len(code.code) == 2:
538             relations.extend([CAMEOCode(c) for c in dict_code2relation if c[:2] ==
code.code and len(c) == 3])
539     curr_data = curr_data[curr_data['EventBaseCode'].isin([code.code for code in
relations])]
540 if not text_description:
541     # get max 30 events from the filtered data
542     events = []
543     curr_data.drop_duplicates(subset=['QuadEventCode'], inplace=True)
544     # sorted by date in descending order
545     curr_data.sort_values(by='DateStr', ascending=False, inplace=True)
546     count = 0
547     for _, row in curr_data.iterrows():
548         if count >= 30:
549             break
550         events.append(Event(date=Date(row['DateStr']), head_entity=ISOCODE(row['
Actor1CountryCode']), relation=CAMEOCode(row['EventBaseCode']), tail_entity=ISOCODE(
row['Actor2CountryCode'])))
551     return events[:30]
552 else:
553     # concat the Docids list of current data to get the news articles
554     docids_list = [eval(docids) for docids in curr_data['Docids'].unique().tolist()]
555     docids = list(set([item for sublist in docids_list for item in sublist]))
556     docids = [str(docid) for docid in docids]
557     news_articles = data_news[data_news['Docid'].isin(docids)]
558     # get the max 30 docids with the highest BM25 score to the text_description
559     corpus = news_articles['Title'] + ' ' + news_articles['Text']
560     tokenized_corpus = [doc.split(" ") for doc in corpus]
561     bm25 = BM25Okapi(tokenized_corpus)
562     tokenized_query = text_description.split(" ")
563     doc_scores = bm25.get_scores(tokenized_query)
564     top_indices = np.argsort(doc_scores[::-1])[:30]
565     news_articles = news_articles.iloc[top_indices]
566     docids = news_articles['Docid'].tolist()
567     # get max 30 events from the filtered data
568     events = set()
569     for docid in docids:
570         if len(events) >= 30:
571             break
572         doc_curr_data = curr_data[curr_data['Docid'] == docid]
573         # reverse the order of the events to get the latest events first
574         doc_curr_data = doc_curr_data.sort_values(by='DateStr', ascending=False)
575         for _, row in doc_curr_data.iterrows():
576             events.add(Event(date=Date(row['DateStr']), head_entity=ISOCODE(row['
Actor1CountryCode']), relation=CAMEOCode(row['EventBaseCode']), tail_entity=ISOCODE(
row['Actor2CountryCode'])))
577     return list(events)
578
579 def get_entity_distribution(date_range: Optional[DateRange] = None, involved_relations:
Optional[List[CAMEOCode]] = None, interacted_entities: Optional[List[ISOCODE]] =
None, entity_role: Optional[str] = None) -> Dict[ISOCODE, int]:
580     """
581     Gets the distribution of entities in the knowledge graph under specified conditions.
582
583     Parameters:
584         date_range (Optional[DateRange]): Range of dates to filter the events. If None,
all dates are included.
585         involved_relations (Optional[List[CAMEOCode]]): List of relations that the
returned entities must be involved in any of. If first level relations are listed,
all second level relations under them are included. If None, all relations are
included.
586         interacted_entities (Optional[List[ISOCODE]]): List of entities that the returned
entities must have interacted with any of. If None, all entities are included.
587         entity_role (Optional[EntityRole]): Specifies the role of the returned entity in
the events. Options are 'head', 'tail', or 'both'. If 'both' or None, the returned
entity can be either head or tail.
588
589     Returns:
590         Dict[ISOCODE, int]: A dictionary mapping returned entities' ISO codes to the
number of events with the specified conditions in which they are involved, sorted by
counts in descending order.

```

```

591
592 Example:
593 >>> get_entity_distribution(date_range=DateRange(start_date=Date("2022-01-01"),
594 end_date=Date("2022-01-31")), involved_relations=[CAMEOCode("010")],
595 interacted_entities=[ISOCCode("USA"), ISOCCode("CHN")], entity_role="tail")
596 {ISOCCode("USA"): 3, ISOCCode("CHN"): 1}
597
598 """
599 # check type
600 if date_range and not isinstance(date_range, DateRange):
601     raise ValueError(f"Input 'date_range' must be a DateRange object, but received
602     type {type(date_range)}")
603 if involved_relations and not isinstance(involved_relations, list):
604     raise ValueError(f"Input 'involved_relations' must be a list, but received type {
605     type(involved_relations)}")
606 if involved_relations and not all(isinstance(code, CAMEOCode) for code in
607     involved_relations):
608     raise ValueError(f"Elements in 'involved_relations' must be CAMEOCode objects")
609 if interacted_entities and not isinstance(interacted_entities, list):
610     raise ValueError(f"Input 'interacted_entities' must be a list, but received type
611     {type(interacted_entities)}")
612 if interacted_entities and not all(isinstance(iso, ISOCCode) for iso in
613     interacted_entities):
614     raise ValueError(f"Elements in 'interacted_entities' must be ISOCCode objects")
615 if entity_role and entity_role not in ['head', 'tail', 'both']:
616     raise ValueError(f"Input 'entity_role' must be a string 'head', 'tail', or 'both
617     ', but received: {entity_role}")
618
619 # process data_kg by filtering based on the specified conditions
620 curr_data = data_kg.copy()
621 curr_data.drop_duplicates(subset=['QuadEventCode'], inplace=True)
622 curr_data = curr_data[curr_data['DateStr'] <= DEFAULT_END_DATE]
623 if date_range:
624     curr_data = curr_data[(curr_data['DateStr'] >= date_range.start_date.date) & (
625     curr_data['DateStr'] <= date_range.end_date.date)]
626 if involved_relations:
627     # if first level relations are listed, include all second level relations under
628     them
629     for code in involved_relations:
630         if len(code.code) == 2:
631             involved_relations.extend([CAMEOCode(c) for c in dict_code2relation if c
632             [:2] == code.code and len(c) == 3])
633         curr_data = curr_data[curr_data['EventBaseCode'].isin([code.code for code in
634         involved_relations])]
635 if interacted_entities:
636     if entity_role=='head':
637         curr_data = curr_data[curr_data['Actor2CountryCode'].isin([iso.code for iso
638         in interacted_entities])]
639     elif entity_role=='tail':
640         curr_data = curr_data[curr_data['Actor1CountryCode'].isin([iso.code for iso
641         in interacted_entities])]
642     else:
643         curr_data = curr_data[(curr_data['Actor1CountryCode'].isin([iso.code for iso
644         in interacted_entities])) | (curr_data['Actor2CountryCode'].isin([iso.code for iso
645         in interacted_entities]))]
646 # count the number of events for each entity
647 entity_counts = curr_data['Actor1CountryCode']._append(curr_data['Actor2CountryCode'
648 ]).value_counts()
649 entity_counts = entity_counts.to_dict()
650 # sort the dictionary by values in descending order
651 entity_counts = dict(sorted(entity_counts.items(), key=lambda item: item[1], reverse=
652 True))
653 entity_counts = {ISOCCode(key): value for key, value in entity_counts.items()}
654 return entity_counts
655
656 def get_relation_distribution(date_range: Optional[DateRange] = None, head_entities:
657 Optional[List[ISOCCode]] = None, tail_entities: Optional[List[ISOCCode]] = None) ->
658 Dict[CAMEOCode, int]:
659 """
660 Gets the distribution of second level relations in the knowledge graph under
661 specified conditions.
662
663 Parameters:
664 date_range (Optional[DateRange]): Range of dates to filter the events. If None,
665 all dates are included.
666 head_entities (Optional[List[ISOCCode]]): List of head entities that the events
667 must involve any of. If None, all head entities are included.
668 tail_entities (Optional[List[ISOCCode]]): List of tail entities that the events
669 must involve any of. If None, all tail entities are included.
670
671 Returns:

```



```

647     Dict[CAMEOCode, int]: A dictionary mapping second level relations' CAMEO codes to
        the number of events with the specified conditions in which they are involved,
        sorted by counts in descending order.
648
649 Example:
650 >>> get_relation_distribution(date_range=DateRange(start_date=Date("2022-01-01"),
        end_date=Date("2022-01-31")), head_entities=[ISOCODE("USA"), ISOCODE("CHN")],
        tail_entities=None)
651     {CAMEOCode("010"): 3, CAMEOCode("011"): 1}
652     """
653     # check type
654     if date_range and not isinstance(date_range, DateRange):
655         raise ValueError(f"Input 'date_range' must be a DateRange object, but received
        type {type(date_range)}")
656     if head_entities and not isinstance(head_entities, list):
657         raise ValueError(f"Input 'head_entities' must be a list, but received type {type(
        head_entities)}")
658     if head_entities and not all(isinstance(iso, ISOCODE) for iso in head_entities):
659         raise ValueError(f"Elements in 'head_entities' must be ISOCODE objects")
660     if tail_entities and not isinstance(tail_entities, list):
661         raise ValueError(f"Input 'tail_entities' must be a list, but received type {type(
        tail_entities)}")
662     if tail_entities and not all(isinstance(iso, ISOCODE) for iso in tail_entities):
663         raise ValueError(f"Elements in 'tail_entities' must be ISOCODE objects")
664
665     # process data_kg by filtering based on the specified conditions
666     curr_data = data_kg.copy()
667     curr_data.drop_duplicates(subset=['QuadEventCode'], inplace=True)
668     curr_data = curr_data[curr_data['DateStr'] <= DEFAULT_END_DATE]
669     if date_range:
670         curr_data = curr_data[(curr_data['DateStr'] >= date_range.start_date.date) & (
        curr_data['DateStr'] <= date_range.end_date.date)]
671     if head_entities:
672         curr_data = curr_data[curr_data['Actor1CountryCode'].isin([iso.code for iso in
        head_entities])]
673     if tail_entities:
674         curr_data = curr_data[curr_data['Actor2CountryCode'].isin([iso.code for iso in
        tail_entities])]
675     # count the number of events for each relation
676     relation_counts = curr_data['EventBaseCode'].value_counts()
677     relation_counts = relation_counts.to_dict()
678     # sort the dictionary by values in descending order
679     relation_counts = dict(sorted(relation_counts.items(), key=lambda item: item[1],
        reverse=True))
680     relation_counts = {CAMEOCode(key): value for key, value in relation_counts.items()}
681     return relation_counts
682
683 def count_news_articles(date_range: Optional[DateRange] = None, head_entities: Optional[
    List[ISOCODE]] = None, tail_entities: Optional[List[ISOCODE]] = None, relations:
    Optional[List[CAMEOCode]] = None, keywords: Optional[List[str]] = None) -> int:
684     """
685     Counts the number of news articles based on specified conditions.
686
687     Parameters:
688         date_range (Optional[DateRange]): Range of dates to filter the news articles. If
        None, all dates are included.
689         head_entities (Optional[List[ISOCODE]]): At least one of the entities must be
        mentioned in the articles and be the head entity in the events. If None, all
        entities are included.
690         tail_entities (Optional[List[ISOCODE]]): At least one of the entities must be
        mentioned in the articles and be the tail entity in the events. If None, all
        entities are included.
691         relations (Optional[List[CAMEOCode]]): At least one of the relations must be
        mentioned in the articles. If first level relations are listed, all second level
        relations under them are included. If None, all relations are included.
692         keywords (Optional[List[str]]): At least one of the keywords must be present in
        the articles. If None, all articles are included.
693
694     Returns:
695         int: The count of news articles matching the conditions.
696
697     Example:
698     >>> count_news_articles(date_range=DateRange(start_date=Date("2022-01-01"),
        end_date=Date("2022-01-31")), head_entities=[ISOCODE("USA"), ISOCODE("CHN")],
        tail_entities=[ISOCODE("USA"), ISOCODE("CHN")], relations=[CAMEOCode("010")],
        keywords=["trade"])
699         2
700         """
701     # check type
702     if date_range and not isinstance(date_range, DateRange):

```

```

703         raise ValueError(f"Input 'date_range' must be a DateRange object, but received
704         type {type(date_range)}")
705     if head_entities and not isinstance(head_entities, list):
706         raise ValueError(f"Input 'head_entities' must be a list, but received type {type(
707         head_entities)}")
708     if head_entities and not all(isinstance(iso, ISOCode) for iso in head_entities):
709         raise ValueError(f"Elements in 'head_entities' must be ISOCode objects")
710     if tail_entities and not isinstance(tail_entities, list):
711         raise ValueError(f"Input 'tail_entities' must be a list, but received type {type(
712         tail_entities)}")
713     if tail_entities and not all(isinstance(iso, ISOCode) for iso in tail_entities):
714         raise ValueError(f"Elements in 'tail_entities' must be ISOCode objects")
715     if relations and not isinstance(relations, list):
716         raise ValueError(f"Input 'relations' must be a list, but received type {type(
717         relations)}")
718     if relations and not all(isinstance(code, CAMEOCode) for code in relations):
719         raise ValueError(f"Elements in 'relations' must be CAMEOCode objects")
720     if keywords and not isinstance(keywords, list):
721         raise ValueError(f"Input 'keywords' must be a list, but received type {type(
722         keywords)}")
723     if keywords and not all(isinstance(keyword, str) for keyword in keywords):
724         raise ValueError(f"Elements in 'keywords' must be strings")
725
726     # process data_kg by filtering based on the specified conditions
727     curr_data = data_kg.copy()
728     curr_data.drop_duplicates(subset=['QuadEventCode'], inplace=True)
729     curr_data = curr_data[curr_data['DateStr'] <= DEFAULT_END_DATE]
730     if date_range:
731         curr_data = curr_data[(curr_data['DateStr'] >= date_range.start_date.date) & (
732         curr_data['DateStr'] <= date_range.end_date.date)]
733     if head_entities:
734         curr_data = curr_data[curr_data['Actor1CountryCode'].isin([iso.code for iso in
735         head_entities])]
736     if tail_entities:
737         curr_data = curr_data[curr_data['Actor2CountryCode'].isin([iso.code for iso in
738         tail_entities])]
739     if relations:
740         # if first level relations are listed, include all second level relations under
741         them
742         for code in relations:
743             if len(code.code) == 2:
744                 relations.extend([CAMEOCode(c) for c in dict_code2relation if c[:2] ==
745                 code.code and len(c) == 3])
746             curr_data = curr_data[curr_data['EventBaseCode'].isin([code.code for code in
747             relations])]
748     # concat the Docids list of current data to get the news articles
749     docids_list = [eval(docids) for docids in curr_data['Docids'].unique().tolist()]
750     docids = list(set([item for sublist in docids_list for item in sublist]))
751     docids = [str(docid) for docid in docids]
752     news_articles = data_news[data_news['Docid'].isin(docids)]
753     if keywords:
754         # filter the news articles that contain at least one of the keywords in the title
755         or text string
756         news_articles = news_articles[news_articles['Title'].str.contains('|'.join(
757         keywords), case=False) | news_articles['Text'].str.contains('|'.join(keywords), case
758         =False)]
759     return len(news_articles)
760
761 def get_news_articles(date_range: Optional[DateRange] = None, head_entities: Optional[
762 List[ISOCode]] = None, tail_entities: Optional[List[ISOCode]] = None, relations:
763 Optional[List[CAMEOCode]] = None, keywords: Optional[List[str]] = None,
764 text_description: Optional[str] = None) -> List[Tuple[Date, str]]:
765     """
766     Retrieves news articles based on specified conditions.
767     Inherits common filter parameters from count_news_articles. See count_news_articles
768     for more details on these parameters.
769
770     Additional Parameters:
771         text_description (Optional[str]): Textual description to match with the news
772         articles. If None, the returned articles are sorted by date in descending order;
773         otherwise, sorted by relevance to the description.
774
775     Returns:
776         List[Tuple[Date, str]]: A list of maximum 15 news articles matching the specified
777         conditions, each represented by a tuple of date and title.
778
779     Example:
780         >>> get_news_articles(date_range=DateRange(start_date=Date("2022-01-01"),
781         end_date=Date("2022-01-31")), head_entities=[ISOCode("USA"), ISOCode("CHN")],
782         tail_entities=[ISOCode("USA"), ISOCode("CHN")], relations=[CAMEOCode("010")],

```

```

keywords=["trade"], text_description="Economic trade is encouraged between USA and
China.")
760 [(NewsArticle.date=Date("2022-01-15"), NewsArticle.title="China and USA sign
trade deal"), (NewsArticle.date=Date("2022-01-10"), NewsArticle.title="Trade
agreement between USA and China")]
761 """
762 # check type
763 if date_range and not isinstance(date_range, DateRange):
764     raise ValueError(f"Input 'date_range' must be a DateRange object, but received
type {type(date_range)}")
765 if head_entities and not isinstance(head_entities, list):
766     raise ValueError(f"Input 'head_entities' must be a list, but received type {type(
head_entities)}")
767 if head_entities and not all(isinstance(iso, ISOCode) for iso in head_entities):
768     raise ValueError(f"Elements in 'head_entities' must be ISOCode objects")
769 if tail_entities and not isinstance(tail_entities, list):
770     raise ValueError(f"Input 'tail_entities' must be a list, but received type {type(
tail_entities)}")
771 if tail_entities and not all(isinstance(iso, ISOCode) for iso in tail_entities):
772     raise ValueError(f"Elements in 'tail_entities' must be ISOCode objects")
773 if relations and not isinstance(relations, list):
774     raise ValueError(f"Input 'relations' must be a list, but received type {type(
relations)}")
775 if relations and not all(isinstance(code, CAMEOCode) for code in relations):
776     raise ValueError(f"Elements in 'relations' must be CAMEOCode objects")
777 if keywords and not isinstance(keywords, list):
778     raise ValueError(f"Input 'keywords' must be a list, but received type {type(
keywords)}")
779 if keywords and not all(isinstance(keyword, str) for keyword in keywords):
780     raise ValueError(f"Elements in 'keywords' must be strings")
781 if text_description and not isinstance(text_description, str):
782     raise ValueError(f"Input 'text_description' must be a string, but received type {
type(text_description)}")
783
784 # process data_kg by filtering based on the specified conditions
785 curr_data = data_kg.copy()
786 curr_data.drop_duplicates(subset=['QuadEventCode'], inplace=True)
787 curr_data = curr_data[curr_data['DateStr'] <= DEFAULT_END_DATE]
788 if date_range:
789     curr_data = curr_data[
790         (curr_data['DateStr'] >= date_range.start_date.date) & (curr_data['DateStr']
<= date_range.end_date.date)]
791 if head_entities:
792     curr_data = curr_data[curr_data['Actor1CountryCode'].isin([iso.code for iso in
head_entities])]
793 if tail_entities:
794     curr_data = curr_data[curr_data['Actor2CountryCode'].isin([iso.code for iso in
tail_entities])]
795 if relations:
796     # if first level relations are listed, include all second level relations under
them
797     for code in relations:
798         if len(code.code) == 2:
799             relations.extend([CAMEOCode(c) for c in dict_code2relation if c[:2] ==
code.code and len(c) == 3])
800     curr_data = curr_data[curr_data['EventBaseCode'].isin([code.code for code in
relations])]
801 docids_list = [eval(docids) for docids in curr_data['Docids'].unique().tolist()]
802 docids = list(set([item for sublist in docids_list for item in sublist]))
803 docids = [str(docid) for docid in docids]
804 news_articles = data_news[data_news['Docid'].isin(docids)]
805 if keywords:
806     # filter the news articles that contain at least one of the keywords in the title
or text string
807     news_articles = news_articles[news_articles['Title'].str.contains('|'.join(
keywords), case=False) | news_articles['Text'].str.contains('|'.join(keywords), case
=False)]
808 if not text_description:
809     # get max 15 news articles from the filtered data
810     # sorted by date in descending order
811     news_articles.sort_values(by='Date', ascending=False, inplace=True)
812     news_articles = news_articles[['Date', 'Title']].head(15)
813     return [(Date(row['Date']), row['Title']) for _, row in news_articles.iterrows()]
814 else:
815     # get the max 15 news articles with the highest BM25 score to the
text_description
816     corpus = news_articles['Title'] + ' ' + news_articles['Text']
817     tokenized_corpus = [doc.split(" ") for doc in corpus]
818     bm25 = BM25Okapi(tokenized_corpus)
819     tokenized_query = text_description.split(" ")
820     doc_scores = bm25.get_scores(tokenized_query)

```

```

821     top_indices = np.argsort(doc_scores)[::-1][:15]
822     news_articles = news_articles.iloc[top_indices]
823     return [(Date(row['Date']), row['Title']) for _, row in news_articles.iterrows()]
824
825 def browse_news_article(date: Date, title: str) -> str:
826     """
827     Retrieves the full text of a news article by its title.
828
829     Parameters:
830         date (Date): The date of the news article to retrieve.
831         title (str): The title of the news article to retrieve.
832
833     Returns:
834         str: The date, the title and full contents of the news article.
835
836     Example:
837         >>> browse_news_article(Date("2022-01-10"), "Trade agreement between USA and
838             China")
839             2022-01-10:
840             Trade agreement between USA and China
841             On January 10, 2022, a trade agreement was signed between the USA and China to
842             promote economic cooperation...
843     """
844     # check type
845     if not isinstance(date, Date):
846         raise ValueError(f"Input 'date' must be a Date object, but received type {type(
847             date)}")
848     if not isinstance(title, str):
849         raise ValueError(f"Input 'title' must be a string, but received type {type(title)
850             }")
851     # process data_news to find the news article with the specified date and title
852     curr_data = data_news[(data_news['Date'] == date.date) & (data_news['Title'] == title
853         )]
854     if len(curr_data) == 0:
855         raise ValueError(f"No news article found with the specified date {date.date} and
856             title {title}")
857     return f"{date}:\n{title}\n{curr_data['Text'].values[0]}"

```