
Mechanistic Interpretation through Contextual Decomposition in Transformers

Aliyah Hsu¹ Yeshwanth Cherapanamjeri² Anobel Y. Odisho^{3,4} Peter R. Carroll³ Bin Yu^{1,5,6}

Abstract

Transformers exhibit impressive capabilities but are often regarded as black boxes due to challenges in understanding the complex nonlinear relationships between features. Interpreting machine learning models is of paramount importance to mitigate risks, and mechanistic interpretability is in particular of current interest as it opens up a window for guiding manual modifications and reverse-engineering solutions. In this work, we introduce contextual decomposition for transformers (CD-T), extending a prior work on CD for RNNs and CNNs, to address mechanistic interpretation computationally efficiently. CD-T is a flexible interpretation method for transformers. It can capture contributions of combinations of input features or source internal components (e.g. attention heads, feed-forward networks) to (1) final predictions or (2) the output of any target internal component. Using CD-T, we propose a novel algorithm for circuit discovery. On a real-world pathology report classification task: we show CD-T distills a more faithful circuit of attention heads with improved computational efficiency (speed up 2x) than a prior benchmark, path patching. As a versatile interpretation method, CD-T also exhibits exceptional capabilities for local interpretations. CD-T is shown to reliably find words and phrases of contrasting sentiment/topic on SST-2 and AGNews datasets. Through human experiments, we demonstrate CD-T enables users to identify the more accurate of two models and to better trust a model’s outputs compared to alternative interpretation methods such as SHAP and LIME.

¹Department of EECS, UC Berkeley, CA, USA ²CSAIL, MIT, MA, USA ³Department of Urology, UCSF, CA, USA ⁴Department of Epidemiology and Biostatistics, UCSF, CA, USA ⁵Department of Statistics, UC Berkeley, CA, USA ⁶Center for Computational Biology, UC Berkeley, CA, USA. Correspondence to: Aliyah Hsu <aliyahhsu@berkeley.edu>.

Under review. Do not distribute.

1. Introduction

Transformers (Vaswani et al., 2017) have recently demonstrated impressive predictive capabilities (Brown et al., 2020) by learning intricate nonlinear relationships between features. However, the challenge of comprehending these relationships has resulted in transformers largely considered as black boxes. Despite this, transformers are increasingly utilized in high-stakes domains such as medicine (e.g. medical image analysis (He et al., 2023)) and science (e.g. protein structure prediction aiding drug discovery (Jumper et al., 2021)). This underscores the necessity of understanding and anticipating potential model behaviors. To strengthen trust in the deployment of advanced black-box models like transformers, researchers emphasize the urgent need for reliably interpreting them (Hendrycks et al., 2023; Räuker et al., 2023) to mitigate risks and address issues like fairness (Nemani et al., 2024). Mechanistic interpretability, a study to explain behaviors of machine learning (ML) models in terms of their internal components, is at the frontier of interpretability research (Geiger et al., 2021; Geva et al., 2020; Räuker et al., 2023), as it uniquely provides an avenue for guiding manual modifications (Elhage et al., 2021; Vig et al., 2020) and reverse-engineering solutions (Elhage et al., 2022; Meng et al., 2023).

In this work, we introduce contextual decomposition for transformers (CD-T)¹, a novel interpretation method that enables mechanistic interpretation. It explains contributions of combinations of input features or source internal components (e.g. attention heads, feed-forward networks) to (1) final predictions or (2) the output of arbitrary target internal component, without any modifications to the underlying model. Our proposed method, CD-T, is a general technique that can be applied to a wide range of standard transformer-based models and data types.

This work consists of three novel contributions. First, the development of CD-T, which is a generalization of CD, a previous method for obtaining importance scores for CNNs and RNNs (Murdoch et al., 2018; Singh et al., 2018), to transformers. As transformers became a dominant deep learning (DL) architecture in state-of-the-art applications, this generalization ensures CD-T benefits a broader group

¹Code for all experiments is available in the supplementary material.

of practitioners. Second, in addition to individual prediction analysis (i.e. contributions of combinations of input features to final predictions), CD-T is the first to also enable mechanistic interpretability (i.e. contributions of combinations of source internal components to final predictions or the output of target internal component). Finally, we propose a computationally efficient algorithm for circuit discovery using CD-T. Overall, CD-T opens a window for practitioners to understand interactions of internal components in transformers beyond local interpretations, which is necessary for better predicting model behaviors or identifying and fixing model errors.

We showcase CD-T’s ability to provide mechanistic interpretability on BERT trained on real-world pathology reports by distilling a more faithful circuit of attention heads with improved computational efficiency (speed up 2x) than a previous benchmark, path patching (Wang et al., 2023), which utilizes a combination of interpretability approaches relying on causal interventions for circuit discovery. We demonstrate the utility of CD-T for local interpretations on BERTs (Devlin et al., 2019) trained on Stanford Sentiment Treebank (SST-2) (Socher et al., 2013) and AGNews (Zhang et al., 2015) by showing CD-T reliably identifies words and phrases of contrasting sentiment/topic. Through human experiments, we show that CD-T enables users to better reason about and trust the models. Specifically, given two transformer models, we show that the users can use the output of CD-T to select the model with higher predictive accuracy, and that overall they rank CD-T as more trustworthy than prior interpretation methods including LIME (Ribeiro et al., 2016), SHAP (Lundberg & Lee, 2017).

2. Related Work and Connections to Our Work

Interpreting deep neural networks (DNNs) is a growing field (Adadi & Berrada, 2018; Murdoch et al., 2019; Räuber et al., 2023) which encompasses a broad set of techniques including adversarial techniques (Carmichael & Scheirer, 2023; Chen et al., 2019), input attribution methods (Sundararajan et al., 2017; Ribeiro et al., 2016), mechanistic interpretability methods (Zhao et al., 2020; Wang et al., 2023), and others (Mao et al., 2019; Hsu et al., 2023). Our work focuses on both local interpretations (i.e. interpret individual predictions made by a DNN) and mechanistic interpretability (i.e. explain behaviors of DNNs in terms of their internal components).

Local interpretation The majority of previous research has concentrated on attributing local importance to individual features, such as pixels in an image or words in a document. Various methods exist to assign feature-level importance for different architectures, including gradient-

based (Sundararajan et al., 2017; Springenberg et al., 2014; Selvaraju et al., 2016; Baehrens et al., 2009), decomposition-based (Murdoch & Szlam, 2016; Shrikumar et al., 2016; Bach et al., 2015) and others (Dabkowski & Gal, 2017; Fong & Vedaldi, 2017; Ribeiro et al., 2016; Zintgraf et al., 2017). Ancona et al. (2017) and Lundberg & Lee (2017) discussed rigorously the similarities among the methods.

Specifically for LSTMs, Murdoch et al. (2018) highlighted the shortcomings of previous interpretation methods relying on word-level scores. They introduced contextual decomposition (CD), an algorithm capable of extracting feature interactions learned by LSTMs by generating phrase-level importance scores. Singh et al. (2018) extended CD to RNNs and CNNs, and proposed an hierarchical interpretation method using feature clustering. To capture feature interactions in transformers, Tsang et al. (2020) proposed an axiomatic feature attribution framework and Hao et al. (2020) proposed a self-attention attribution method.

However, no existing work is versatile enough to be able to provide individual prediction analysis while enabling mechanistic interpretability to interpret interactions of internal components in DNNs. Such interpretation tool would benefit practitioners greatly because of its diverse use cases. To address this problem, this work introduces CD-T as a principled way to, for the first time, provide both local interpretation and mechanistic interpretability for transformers, a critical DL architecture in state-of-the-art applications.

Mechanistic interpretation Work in mechanistic interpretability aims to explain and predict behaviors of DNNs by understanding the inner-working of the models. Previous research has focused on understanding features learned by DNNs (Olah et al., 2017; Elhage et al., 2022), developing mathematical frameworks for understanding DNNs (Elhage et al., 2021), and discovering *circuits* (computational sub-graphs) in DNNs (Nanda et al., 2023; Cammarata et al., 2021; Chughtai et al., 2023; Wang et al., 2023). Most existing work on circuit discovery require extensive feature visualizations or multiple passes of inference runs to perform causal interventions, both demanding much manual effort and computation resource. To remedy this, we develop a computationally efficient procedure (speed up 2x compared to a prior benchmark, path patching (Wang et al., 2023)) using CD-T to iteratively trace important components back from the logits to discover circuits in transformers.

3. Our Method: CD-T and Mechanistic Interpretability

In this section, we describe the extension of contextual decomposition to transformers, CD-T, and its use in mechanistically interpreting the behavior of these models. When given a set of source and target activations in the network,

CD-T produces a decomposition of the target activations into two components – one reflecting the contributions of the source activations and the other, the contributions of the rest of the network. While we describe CD-T specifically for BERT-based models, it generalizes straightforwardly to more general attention-based models including decoder-only models such as GPT-4. Since contextual decompositions are computed by propagating a decomposition of the input through the nodes of the network, our primary contribution here will concern with the propagation of an input decomposition through the (self-)attention module. This is because all other modules in a typical transformer (such as linear transformations and the application of element-wise non-linear activation functions) have been addressed by prior work (Murdoch et al., 2018).

For the rest of the section, we first recall the basic operations of BERT-based models (Section 3.1). We then present the extension of the contextual decomposition framework to transformers (Section 3.2) before concluding with a description of its use in a circuit building algorithm for mechanistic interpretability (Section 3.3).

3.1. Transformers

In BERT-based models, the input is typically represented as a sequence of tokens where the first token is always the classification token, usually denoted by [CLS]. For each token in the sequence of length l , $\{t_i\}_{i=1}^l$, a d -dimensional embedding is constructed $\{x_i\}_{i=1}^l$ with $x_i \in \mathbb{R}^d$. This embedding encodes information from the value of the token t_i as well as its position in the sequence i . These embeddings are then propagated through a series of encoder modules where each encoder module takes as input a sequence of embeddings $\{x_i\}_{i=1}^l$ and outputs another sequence $\{x'_i\}_{i=1}^l$ with $x'_i \in \mathbb{R}^d$. Since, the number and dimensionality of the token embeddings remain constants through any encoder module, a series of these may be applied to obtain progressively more sophisticated representations of the input sequence. The key component that enables sharing of information across the various tokens in the sequence is the self-attention module which we describe in detail. The self-attention module comprises N_A independent attention heads with each one taking as input a sequence $\{x_i\}_{i=1}^l$ with $x_i \in \mathbb{R}^d$ and producing an output $\{y_i\}_{i=1}^l$ with $y_i \in \mathbb{R}^{d_A}$ where $d_A = d/N_A$. For each attention head, a , there exists key $f_k : \mathbb{R}^d \rightarrow \mathbb{R}^k$, query $f_q : \mathbb{R}^d \rightarrow \mathbb{R}^k$, and value $f_v : \mathbb{R}^d \rightarrow \mathbb{R}^{d_a}$. In most transformer models, these are either simple linear transformations or a linear transformation followed by a position-wise non-linearity. The output of the

attention-head is now defined by the following equations:

$$\begin{aligned} \forall i \in [l] : k_i &= f_k(x_i), q_i = f_q(x_i), v_i = f_v(x_i) \\ \forall i, j \in [l] : \alpha_{i,j} &= \frac{\exp(q_i^\top k_j / \sqrt{d_k})}{\sum_{m \in [l]} \exp(q_i^\top k_m / \sqrt{d_k})} \\ \forall i \in [l] : y_i &= \sum_{j=1}^l \alpha_{i,j} v_j. \end{aligned}$$

In the above display, the last equation computes the output of attention head as a linear combination of the value vectors, v_j , with the weights determined by inner product of the i^{th} query vector q_i with the key vectors, k_j . Stacking the outputs of each of the attention heads, we obtain the output of the self-attention module.

3.2. Contextual decomposition for transformers (CD-T)

We will now describe our implementation of Contextual Decomposition. Contextual Decomposition (CD) propagates a decomposition of the input (or of the activation of the transformer at any layer of the transformer) through the model. Formally, given a decomposition of an input vector $x = \beta + \gamma \in \mathbb{R}^d$ where β represents the *relevant* portion and γ the *irrelevant* portion, Contextual Decomposition defines a set of rules which determine the decomposition of the *output* of a module $f : \mathbb{R}^d \rightarrow \mathbb{R}^k$ which operates on x . For instance, for the case of element-wise ReLU activation function, the output decomposition of Contextual Decomposition ($f(x) = \beta^o + \gamma^o$) is defined as follows:

$$\begin{aligned} \beta^o &= \frac{1}{2}([\text{ReLU}(\beta)] + [\text{ReLU}(\beta + \gamma) - \text{ReLU}(\gamma)]) \\ \gamma^o &= \frac{1}{2}([\text{ReLU}(\gamma)] + [\text{ReLU}(\beta + \gamma) - \text{ReLU}(\beta)]) \end{aligned}$$

We refer the interested reader to Murdoch et al. (2018) for decompositions of other modules such as linear transformations. As previously explained, the only module not accounted for in the context of transformers is the self-attention module described in Section 3.1.

In the context of transformers, we assume a decomposition of the input to the attention head, $\{x_i = \beta_i + \gamma_i\}_{i=1}^l$ where β_i and γ_i denote the relevant and irrelevant portions of the input. We index the decomposition with the position in the sequence for ease of presentation. We compute the decomposition of the output of the attention head $\{y_i = \beta_i^a + \gamma_i^a\}_{i=1}^l$ as follows:

$$\begin{aligned} \forall i \in [l] : f_v(x_i) &= \beta_i^v + \gamma_i^v \\ \forall i \in [l] : \beta_i^a &= \sum_{j=1}^l \alpha_{i,j} \beta_j^v, \gamma_i^a = \sum_{j=1}^l \alpha_{i,j} \gamma_j^v. \end{aligned}$$

Note that we do not decompose the attention weights, $\alpha_{i,j}$, into relevant and irrelevant components. While it is possible to do so within the framework, we found that a simple

decomposition of only the value vectors not only eased the effort of implementing the method but also produced reliable decompositions of the inputs. As evidenced by our experimental results, CD-T allows for a mechanistic interpretation of the whole model when combined with a circuit building algorithm (Section 4.2) and accurate identification of the importance of various input features to a model’s performance when used on its own (Section 4.4).

3.3. Mechanistic interpretation with CD-T

Having formally defined CD-T in Section 3.2, we now introduce a novel, computationally efficient algorithm for mechanistic interpretation in transformers via circuit discovery using CD-T. Before delving into our algorithm, we first formally define a *circuit*. If we view a model as a computational graph M , where nodes are activations of the model components in its forward pass (e.g. input embeddings, attention heads) and edges are the interactions between those components (e.g. an attention module, position-wise feed-forward networks), a circuit C is a subgraph of M responsible for the behavior of some component of the network, such as the output logits of a prediction task. Given an input x , similarly as to how the entire model defines a function $M(x)$ from inputs to logits, we also associate each circuit C with a function $C(x)$, defined by ablating away the effect of all components in $M \setminus C$ (i.e. the components not included in C) leading up to the target component of the circuit C . This method improves the interpretability of the entire model by distilling it into a small-sized circuit which nevertheless, faithfully explains most of its behavior.

Next, we present our algorithm for constructing circuits with CD-T where we focus specifically on computing circuits with the output logits as the target component. Our algorithm, starting from the output logits of the network, constructs a circuit by iteratively identifying vital internal components through the various layers of the network. In each iteration, we define a source component s and a target set of receivers R , a set of internal components (for instance, these are the output logits in the first iteration), and our goal is to measure the direct effect of s on R . Here, we impose the restriction that all components in R have to be downstream of s – i.e. we only search for influential s in the same layer or layers before (with layer index smaller than or equal to) the components in R . In path patching (Wang et al., 2023), a prior method proposed for circuit discovery in GPT-2 small, this is achieved by ablating s with its mean response, computing the resulting activations of R after this change (with one inference pass), and measuring the difference in the output logits with another inference pass after substituting the activations of R with the new values just computed. In other words, path patching requires two passes of inference runs to measure the direct effect on R for just one s , which could lead to large computational costs

Algorithm 1 Building a Circuit using CD-T

Input: data x , mean activations M , number of top attention heads to extract N
 Compute all activations on x
 Denote $\text{activation}(s, x)$ as the activation of s
 Initialize C to store the circuit
 Initialize circuit level counter $k = 0$
 {# Base case}
 Set R to be the output logits of the model
repeat
 for each attention head s upstream of R **do**
 Set the relevant and irrelevant decomposition of s to $\text{activation}(s, x) - M[s]$ and $M[s]$ respectively
 Propagate decomposition to nodes in R with CD-T
 Use decomposition to compute $H(s, R)$ (Eq. (1))
 end for
 Set R^{new} to be the top N heads with highest $H(s, R)$
 $R = R^{\text{new}}, C[k] = R^{\text{new}}, k+ = 1$
until no upstream attention heads to R are available
return C

when iterating through all possible choices for s to decide which components have the most influence on R .

By mathematically decomposing activations of arbitrary internal components at any level and the output logits in one pass, CD-T enables more efficient measurement of the direct effect of s on R . To measure the direct effect of s on R , we mean-ablate s by designating the mean response of s to the irrelevant part of its decomposition and move the residual (difference between its original activation and the mean) to the relevant part, and average the (absolute values of the) propagated relevant parts of the activations of R as the direct effect of s on R . This can be done in just one inference run, providing a speed-up of 2x over path-tracing. Formally, letting for any $r \in R$, $\beta^r, \gamma^r \in \mathbb{R}^{d_r}$ denote the relevant and irrelevant decomposition provided by CD-T measuring the effect of s on r , the contribution score of s on R is defined as follows:

$$H(s, R) := \frac{1}{\sum_{r \in R} d_r} \sum_{r \in R} \sum_{i=1}^{d_r} |\beta_i^r| \quad (1)$$

To build a circuit iteratively, we start by identifying attention heads (s) influential to the output logits (R) in the first iteration, and use the attention heads identified here as the new target components R in next iteration, and repeat this process until we reach the input layer of the network. The algorithm is formally presented in Alg. 1.

4. Experimental Results

We now present empirical validation of CD-T on BERT-based models. In Sec. 4.2, we distill an attention head

circuit using CD-T in BERT trained on real-word pathology reports. Our algorithm is then evaluated against a prior benchmark called path patching (Wang et al., 2023), qualitatively through circuit visualizations, and quantitatively through comparisons of computational efficiency and faithfulness (how much full model performance can a circuit achieve for the task). In Sec. 4.3 and Sec. 4.4, we focus on CD-T’s ability to provide local interpretations for BERTs trained on SST-2 and AGNews. The two datasets were chosen to demonstrate CD-T’s capabilities on tasks with different levels of difficulty, with SST-2 being a simpler binary classification task with shorter samples, and AGNews a harder classification task with longer texts and diverse topics.

4.1. Experimental setups

To understand the utility of CD-T for real-world use cases in critical domains such as medicine, we collected a corpus of 2907 structured pathology reports under an institutional review board (IRB) approval. The corpus includes pathology reports for patients that had undergone radical prostatectomy for prostate cancer at the University of California, San Francisco (UCSF) from 2001 to 2018. The reports contain an average of 471 tokens, much longer than samples in SST-2 or AGNews. Our pathology reports dataset is not publicly available due to protected patient information; however, we provide a few anonymized samples in Appendix A.1 as illustrations. We fine-tune an uncased base BERT model on primary Gleason score classification using standard best practices (See Appendix A.2 for fine-tuning details), and the model attains an accuracy of 85.8%.

In the circuit discovery experiment, we obtained mean activations of all components in the model for mean ablations by averaging over 500 pathology report samples. To ensure stability, we extracted 20 candidate circuits² by running Alg. 1 on 20 randomly selected report samples, and a final circuit was determined by groups of attention heads that appear with the highest frequency among the candidate circuits for each level. In this paper, we show results from extracting 6 attention heads for each level of the circuit by setting $N = 6$ in Alg. 1. We experimented with $N = 1, 3, 6$, and empirically found setting $N = 6$ yielded a more stable circuit composition.

For SST-2 and AGNews, we use the fine-tuned models initialized with uncased base BERT that are available on TextAttack (Morris et al., 2020). They attain accuracies of 92.4% and 95.1% separately. The weakened models for the human evaluations are obtained from the original models by randomly permuting a small percentage of their weights,

²We found the compositions of candidate circuits didn’t differ much, usually just the difference of 1-2 attention head(s) in some levels of the circuits.

following a similar setup as in Singh et al. (2018). For SST-2 and AGNews, 5% and 10% of weights are randomized, reducing test accuracy from 92.4% and 95.1% to 60.9% and 66.7%.

4.2. Discovering circuits of attention heads in transformers

In this experiment, we focus on building a circuit of attention heads for a real-world primary Gleason classification task, and evaluate our algorithm against a prior method, path patching (Wang et al., 2023), qualitatively on circuit visualizations, and quantitatively on computational efficiency as well as circuit faithfulness (how much of a full model’s performance can a circuit account for).

4.2.1. CIRCUIT VISUALIZATIONS

After distilling the final circuit in the fine-tuned BERT for primary Gleason classification, we investigate the functionality of attention head groups at each level of the circuit qualitatively by inspecting word clusters each of the attention head group pays most attention to. In Wang et al. (2023), this is done in a more nuanced fashion with positions information also taken into account, on their custom indirect object identification dataset, which comes with word-level labels. However, our pathology reports dataset is a more general case without the rigid structural restrictions of Wang et al. (2023) and such word-level labels are not available. As a remedy, we introduce a novel procedure to aid the interpretation of attention head groups in such general cases.

Given a group of attention heads from a level in the final circuit, we first compute their average attention map, standardize the map, and select words with attention scores that are 2-3 standard deviations higher than the mean. Next, we convert the selected words to their word2vec (Mikolov et al., 2013) embeddings and run k-means clustering after performing PCA on the embeddings to obtain influential word clusters for the given attention head group. We visualize the final circuit obtained using CD-T and its influential word clusters in Fig. 1.

As a means of mechanistic interpretation, the circuit visualization in Fig. 1 can help us reason about the inner knowledge learned in the attention heads, and how the learned knowledge is structured hierarchically to solve a real-world primary Gleason classification task. From the result, we see for all levels, the influential words can be roughly clustered into three groups of distinct concepts: punctuation/numbers, biomedical terms, and helper words that often appear in the vicinity of Gleason scores or biomedical terms, such as ‘pattern’, ‘grade’, and ‘specimen’. In addition, instead

³We empirically found this threshold yielded a reasonable amount of words to select.

Table 1. Comparison of average system runtime for building one level of a circuit using CD-T and path patching on pathology reports.

	Runtime
CD-T	1:52:20
Path patching	3:37:26

of attending directly to the Gleason scores, attention heads closer to the output logits, at layers 11 or 10, focus more on helper words (e.g. 'score', 'grade', 'pattern') and punctuation (e.g. '+', '=') that also often appear next to Gleason scores in sentences such as 'gleason grade 3 + 4 = 7'. It was only until backtracking further to attention heads at layers 7-9 that we start to see the exact Gleason score (e.g. '3', '4', '5') become influential. This showcases the nuance of how groups of attention heads encode different aspects of knowledge from the reports useful for making predictions, and how the knowledge is structured hierarchically in the model. The circuit and its visualization provides an avenue for practitioners to diagnose errors and modify models effectively and efficiently for desirable behaviors. We provide the visualization of the circuit obtained using path patching in Appendix A.6. It overall exhibits the same trend as what we see in the circuit obtained using CD-T, except that it only has three levels, and the middle level attends much less to medical terms relevant to prostate cancer.

4.2.2. COMPUTATIONAL EFFICIENCY AND FAITHFULNESS

Having interpreted the circuit obtained using CD-T and compared it with the circuit obtained using path patching qualitatively in the previous section, we now perform quantitative evaluation of the two methods to showcase the benefits of CD-T for aiding mechanistic interpretability. We evaluate the two methods in terms of (1) computational efficiency and (2) faithfulness (how much of the full model's performance can a circuit account for). For computational efficiency, we simply measure the average system runtime for each method to complete one iteration of the direct effect computation for building one level in the circuit. For faithfulness, we measure the recovery percentage for full model performance as $\mathbb{E}_x \left[\frac{C(x)}{M(x)} \right] \times 100\%$ over 200 report samples where only the logits of the true label-class are used to compute the ratio. The results are in Table 1 and Table 2.

In Table 1, we observe CD-T is almost two times more efficient in the computation for building circuits compared to path patching, which is due to the fact that CD-T halves the amount of inference runs needed in the algorithm, as described in Sec. 3.3. In Table 2, with only a small total amount of attention heads (0.04% of the attention heads in

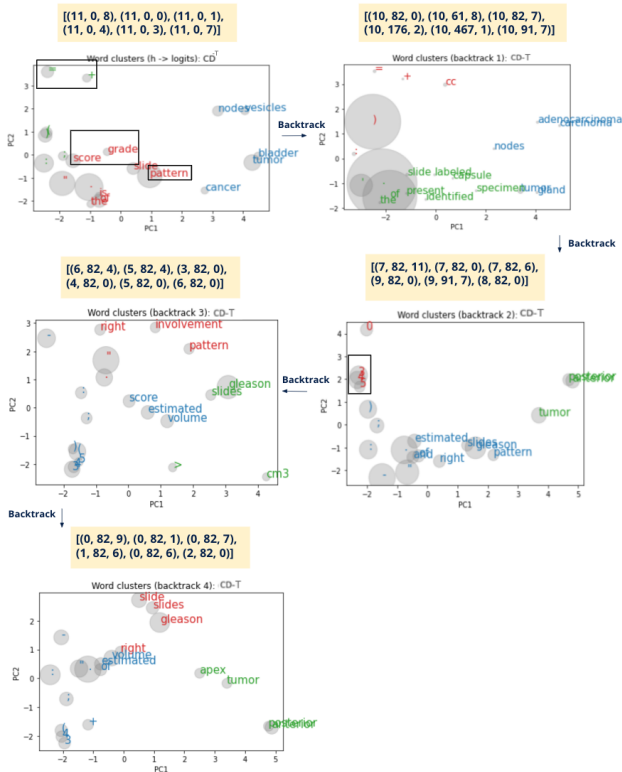


Figure 1. Circuit visualization for primary Gleason classification on pathology reports. Each level of the circuit is represented by a yellow box specifying the exact attention heads ([layer, token position, head position]), indexing starts with 0) extracted and a visualization of influential word clusters for that level. The area of a gray circle in each word clusters visualization indicates the average attention scores received for that word. The bigger the circle, the more influential a word is for a given level.

the full model), we show the circuit obtained using CD-T, outperforms path patching by being able to recover 46.0% of the full model performance, while path patching only achieves 41.9% of that using 0.03% of the attention heads in the full model. We additionally provide the faithfulness performance of two random baselines, denoted as Random (N), obtained by randomly selecting N attention heads in the model to form circuits, where we set N to match the amount of attention heads in the two circuits using CD-T ($N = 30$) and path patching ($N = 18$). Both CD-T and path patching substantially outperform their corresponding random baselines. The performance of random baselines is averaged over 10 random seed runs.

4.3. Identifying top-scoring phrases

Mechanistic interpretation while providing more information, is often challenging due to the range of user choices in their definition which frequently require sophisticated un-

Table 2. Comparison of faithfulness of circuits obtained using CD-T, path patching, and randomly selecting N attention heads in the model (denoted as Random (N)) on pathology reports.

	Faithfulness
CD-T	46.0%
Path patching	41.9%
Random (30)	1.26%
Random (18)	1.08%

Table 3. Top-scoring phrases of different lengths extracted by CD-T on SST-2’s validation set. The positive/negative phrases identified by CD-T are all indeed positive/negative. See full results in Appendix A.3

Length	Positive	Negative
1	'power', 'fun'	'not', 'awful'
3	'a beautiful madness', 'is brilliant as'	'but lead nowhere', 'the movie fails'
5	'a deep and meaningful film', 'it's worth checking'	'a real downer?', 'feels too formulaic and'
8	'binoche makes it interesting trying to find', 'a literate presentation that wonderfully weave'	'to make a lifeless movie about the most', 'doesn't offer much besides'

derstanding of the underlying model. Often simpler or local interpretations are desirable. To qualitatively evaluate CD-T’s ability to provide local interpretations, we inspect the most important features and interactions to understand what a model has learned by extracting top-scoring phrases of varying length using CD-T for BERTs trained on SST-2 and AGNews. We show a truncated version of the results on SST-2 in Table 3, and refer the readers to Appendix A.3 for full results. In Table 3, the phrases were extracted by running CD-T separately on each sample in SST-2’s validation set. The extracted phrases distinctly reflect the corresponding sentiment, providing evidence that CD-T is able to capture meaningful positive and negative phrases. The extracted phrases for AGNews (see in Appendix A.3) are also clearly reflective of the different topics: world, sports, business, and sci-tech, validating again, qualitatively, that CD-T is able to reliably identify important features and interactions contributing to predictions.

4.4. Human experiments

In this section, we demonstrate through human experiments that CD-T allows users to better trust and reason about the accuracy of transformers. Human subjects consist of eleven graduate students at the author’s institution, and all of them have a research background in ML. Each of the human sub-

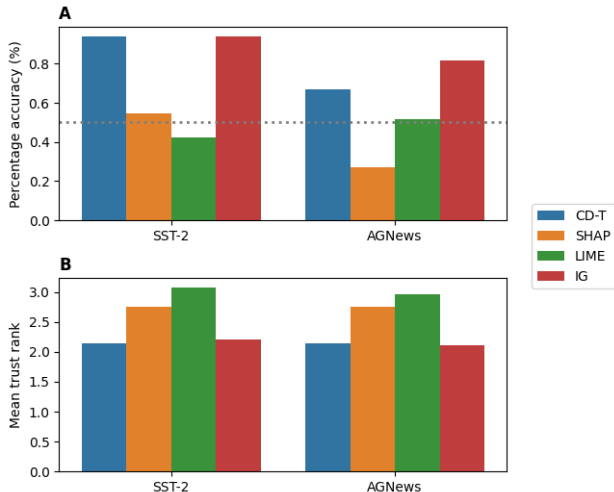


Figure 2. Human experiments results. **A.** Binary accuracy (averaged across subjects) for whether a subject correctly identified the more accurate model using different interpretation methods. A dashed gray line represents the random selection baseline (50%). **B.** Average rank (from 1 to 4, 1 is the most trustworthy) of how much different interpretation methods helped a subject trust a model.

jects was asked to fill in a survey with two types of questions: (1) whether, using a given interpretation method, they could identify the more accurate of two models, and (2) whether the method led them to trust a model’s output, following a similar protocol as prior work (Singh et al., 2018). These two types of questions were asked on two datasets: SST-2 and AGNews, and CD-T was compared against three baselines: LIME (Ribeiro et al., 2016), SHAP (Lundberg & Lee, 2017), and Integrated Gradients (Sundararajan et al., 2017). The exact survey prompts can be found in Appendix A.4.

4.4.1. IDENTIFYING AN ACCURATE MODEL

In this experiment, to avoid variance due to samples, we collected the same two sets of samples that were used across all interpretation methods from the two datasets. For each question, we presented two visualizations of a given interpretation method (one generated from the model with higher predictive accuracy, and the other from the weakened version of that same model), and a subject was asked to identify which of the two visualizations were from the more accurate model. Each subject was asked to make this comparison for each combination of dataset and interpretation method, for 24 total comparisons. The samples shown were chosen to maximize disagreement between models: for each question, only either the first model predicts correctly or the second model predicts correctly.

Fig 2A shows the results of the survey. For both SST-2 and

AGNews, humans were better able to identify the strongly predictive model using CD-T compared to baselines such as LIME and SHAP, which only perform similar or even slightly worse to the random chance (50%). Overall CD-T exhibits comparable performance with integrated gradients, except for on AGNews, where integrated gradients (IG) perform better at helping to identify the more accurate model.

4.4.2. EVALUATING TRUST IN A MODEL

In this experiment, for each question, subjects were shown interpretations of the same prediction from the four interpretation methods, and were asked to rank the interpretations from 1 to 4 based on how much the interpretations led them to better trust the model, with 1 being the most trustworthy. Subjects were asked to rank for five different samples in each dataset, for 10 total rankings. The interpretations were generated from the more accurate model described in Sec. 4.4, and the samples used were chosen from the ones correctly predicted by the more accurate model. We provide a random subset of interpretation visualizations used in the survey in Appendix A.5.

Fig 2B shows the average rankings received by each method on the two datasets, where a lower value corresponds to a better ranking (i.e. 1 is the best ranking). From the result, CD-T outperforms prior baselines such as LIME and SHAP, with an average rank of 2.1 out of 4, and performs slightly better or comparably to integrated gradients (IG).

Limitations

Despite having shown both qualitative and quantitative evidence of the benefits of CD-T, our results is limited in scale and to the datasets and prior interpretation methods evaluated. More work is needed to generalize these findings to a broader set of models, datasets, and interpretation methods. Although our proposed algorithm for building circuits using CD-T works for constructing circuits of any internal components, we only discussed and interpreted circuits built with purely attention heads to be comparable with prior methods. Circuits built with different/heterogeneous internal components (e.g. feed-forward networks, layer norms) can be a promising direction for further investigation. Finally, our proposed algorithm for circuit discovery is limited in that it requires manual effort to define the number of attention heads to extract for each level, and that it extracts a fixed number of attention heads for every level in the circuit. A fully automated and more flexible circuit discovery algorithm is an important direction for future work.

5. Conclusions

In this work, we adapted contextual decomposition to transformers (CD-T), and proposed a novel algorithm for circuit

discovery using CD-T to computationally efficiently enable mechanistic interpretability. Our proposed algorithm is agnostic to transformer types and is able to construct circuits of arbitrary internal components in a model. On a real-world pathology reports dataset, we demonstrate that the attention head circuit built using CD-T is not only computationally more efficient (speed up 2x) but more faithful (achieves 46% of full model performance with only 0.04% of attention heads in the full model, compared with 41.9% using 0.03% of the attention heads) than a prior mechanistic interpretation method, path patching.

Additionally, we propose a pipeline to interpret the extracted circuits by capturing influential word clusters for each group of attention heads in the circuit in an unsupervised fashion. The result reveals, first, attention heads at different levels of the circuit typically focus on the same three groups of concepts: punctuation/numbers, biomedical terms, and helper words (i.e. words that often exist in the vicinity of actual Gleason scores, such as 'grade' and 'pattern'), and second, attention heads closer to the output logits, at layers 11 or 10, focus more on helper words and punctuation, and that it was only until backtracking to attention heads at layers 7-9 that we start to see Gleason scores (e.g. '3', '4', '5') become influential. Circuit visualization obtained from path patching overall exhibits the same trend as what we see in the circuit obtained using CD-T, except that the middle level attends much less medical terms relevant to prostate cancer. From the circuit analysis, we demonstrate how CD-T helps disentangle different aspects of knowledge about the reports encoded in attention heads, and the hierarchy of the knowledge learned by the model.

Finally, with CD-T being a versatile interpretation method, we showcase its capability for local interpretations both qualitatively and quantitatively on two datasets, SST-2 and AGNews. We first show CD-T is able to reliably find words and phrases of contrasting sentiment/topic on SST-2 and AGNews. Through human experiments, we demonstrate CD-T enables users to identify the more accurate of two models and to better trust a model's outputs compared to alternative interpretation methods such as SHAP and LIME.

6. Impact Statement

The proposed algorithm, Contextual Decomposition for Transformers (CD-T), provides a general mechanistic interpretation method for deep neural networks called transformers, which are the fundamental architectures in chatGPT and GPT4. CD-T has good computational efficiency, and can be used to understand the inner workings of transformers for human understanding and inspection, in order to help ensure safety of deep learning models in AI, especially in high-stakes areas such as medicine and cyber-security

References

- Adadi, A. and Berrada, M. Peeking inside the black-box: A survey on explainable artificial intelligence (xai). *IEEE Access*, 6:52138–52160, 2018. doi: 10.1109/ACCESS.2018.2870052.
- Ancona, M., Ceolini, E., Öztireli, C., and Gross, M. H. Towards better understanding of gradient-based attribution methods for deep neural networks. In *International Conference on Learning Representations*, 2017. URL <https://api.semanticscholar.org/CorpusID:3728967>.
- Bach, S., Binder, A., Montavon, G., Klauschen, F., Müller, K.-R., and Samek, W. On pixel-wise explanations for non-linear classifier decisions by layer-wise relevance propagation. *PLoS ONE*, 10, 2015. URL <https://api.semanticscholar.org/CorpusID:9327892>.
- Baehrens, D., Schroeter, T., Harmeling, S., Kawanabe, M., Hansen, K., and Müller, K.-R. How to explain individual classification decisions. *J. Mach. Learn. Res.*, 11:1803–1831, 2009. URL <https://api.semanticscholar.org/CorpusID:14664111>.
- Brown, T. B., Mann, B., Ryder, N., Subbiah, M., Kaplan, J., Dhariwal, P., Neelakantan, A., Shyam, P., Sastry, G., Askell, A., Agarwal, S., Herbert-Voss, A., Krueger, G., Henighan, T., Child, R., Ramesh, A., Ziegler, D. M., Wu, J., Winter, C., Hesse, C., Chen, M., Sigler, E., Litwin, M., Gray, S., Chess, B., Clark, J., Berner, C., McCandlish, S., Radford, A., Sutskever, I., and Amodei, D. Language models are few-shot learners, 2020.
- Cammarata, N., Goh, G., Carter, S., Voss, C., Schubert, L., and Olah, C. Curve circuits. *Distill*, 2021. doi: 10.23915/distill.00024.006. <https://distill.pub/2020/circuits/curve-circuits>.
- Carmichael, Z. and Scheirer, W. J. Unfooling perturbation-based post hoc explainers. In *Proceedings of the Thirty-Seventh AAAI Conference on Artificial Intelligence and Thirty-Fifth Conference on Innovative Applications of Artificial Intelligence and Thirteenth Symposium on Educational Advances in Artificial Intelligence*, AAAI’23/IAAI’23/EAAI’23. AAAI Press, 2023. ISBN 978-1-57735-880-0. doi: 10.1609/aaai.v37i6.25847. URL <https://doi.org/10.1609/aaai.v37i6.25847>.
- Chen, J., Wu, X., Rastogi, V., Liang, Y., and Jha, S. *Robust attribution regularization*. Curran Associates Inc., Red Hook, NY, USA, 2019.
- Chughtai, B., Chan, L., and Nanda, N. A toy model of universality: Reverse engineering how networks learn group operations. *ArXiv*, abs/2302.03025, 2023. URL <https://api.semanticscholar.org/CorpusID:256615287>.
- Dabkowski, P. and Gal, Y. Real time image saliency for black box classifiers. In *Neural Information Processing Systems*, 2017. URL <https://api.semanticscholar.org/CorpusID:41766449>.
- Devlin, J., Chang, M.-W., Lee, K., and Toutanova, K. Bert: Pre-training of deep bidirectional transformers for language understanding. In *North American Chapter of the Association for Computational Linguistics*, 2019. URL <https://api.semanticscholar.org/CorpusID:52967399>.
- Elhage, N., Nanda, N., Olsson, C., Henighan, T., Joseph, N., Mann, B., Askell, A., Bai, Y., Chen, A., Conerly, T., DasSarma, N., Drain, D., Ganguli, D., Hatfield-Dodds, Z., Hernandez, D., Jones, A., Kernion, J., Lovitt, L., Ndousse, K., Amodei, D., Brown, T., Clark, J., Kaplan, J., McCandlish, S., and Olah, C. A mathematical framework for transformer circuits. *Transformer Circuits Thread*, 2021. <https://transformer-circuits.pub/2021/framework/index.html>.
- Elhage, N., Hume, T., Olsson, C., Schiefer, N., Henighan, T., Kravec, S., Hatfield-Dodds, Z., Lasenby, R., Drain, D., Chen, C., Grosse, R., McCandlish, S., Kaplan, J., Amodei, D., Wattenberg, M., and Olah, C. Toy models of superposition. *Transformer Circuits Thread*, 2022. https://transformer-circuits.pub/2022/toy_model/index.html.
- Fong, R. C. and Vedaldi, A. Interpretable explanations of black boxes by meaningful perturbation. *2017 IEEE International Conference on Computer Vision (ICCV)*, pp. 3449–3457, 2017. URL <https://api.semanticscholar.org/CorpusID:1633753>.
- Geiger, A., Lu, H., Icard, T. F., and Potts, C. Causal abstractions of neural networks. In *Neural Information Processing Systems*, 2021. URL <https://api.semanticscholar.org/CorpusID:235358214>.
- Geva, M., Schuster, R., Berant, J., and Levy, O. Transformer feed-forward layers are key-value memories. *ArXiv*, abs/2012.14913, 2020. URL <https://api.semanticscholar.org/CorpusID:229923720>.
- Hao, Y., Dong, L., Wei, F., and Xu, K. Self-attention attribution: Interpreting information interactions inside transformer. In *AAAI Conference on Artificial Intelligence*, 2020. URL <https://api.semanticscholar.org/CorpusID:264653968>.

- He, K., Gan, C., Li, Z., Rezik, I., Yin, Z., Ji, W., Gao, Y., Wang, Q., Zhang, J., and Shen, D. Transformers in medical image analysis. *Intelligent Medicine*, 3(1):59–78, 2023. ISSN 2667-1026. doi: <https://doi.org/10.1016/j.imed.2022.07.002>. URL <https://www.sciencedirect.com/science/article/pii/S2667102622000717>.
- Hendrycks, D., Mazeika, M., and Woodside, T. An overview of catastrophic ai risks. *ArXiv*, abs/2306.12001, 2023. URL <https://api.semanticscholar.org/CorpusID:259212440>.
- Hsu, A. R., Cherapanamjeri, Y., Park, B., Naumann, T., Odisho, A. Y., and Yu, B. Diagnosing transformers: Illuminating feature spaces for clinical decision-making, 2023.
- Jumper, J. M., Evans, R., Pritzel, A., Green, T., Figurnov, M., Ronneberger, O., Tunyasuvunakool, K., Bates, R., Zidek, A., Potapenko, A., Bridgland, A., Meyer, C., Kohl, S. A. A., Ballard, A., Cowie, A., Romera-Paredes, B., Nikolov, S., Jain, R., Adler, J., Back, T., Petersen, S., Reiman, D. A., Clancy, E., Zielinski, M., Steinegger, M., Pacholska, M., Berghammer, T., Bodenstein, S., Silver, D., Vinyals, O., Senior, A. W., Kavukcuoglu, K., Kohli, P., and Hassabis, D. Highly accurate protein structure prediction with alphafold. *Nature*, 596:583 – 589, 2021. URL <https://api.semanticscholar.org/CorpusID:235959867>.
- Lundberg, S. M. and Lee, S.-I. A unified approach to interpreting model predictions. In *Neural Information Processing Systems*, 2017. URL <https://api.semanticscholar.org/CorpusID:21889700>.
- Mao, J., Gan, C., Kohli, P., Tenenbaum, J. B., and Wu, J. The neuro-symbolic concept learner: Interpreting scenes, words, and sentences from natural supervision. In *International Conference on Learning Representations*, 2019. URL <https://openreview.net/forum?id=rJgMlhRctm>.
- Meng, K., Bau, D., Andonian, A., and Belinkov, Y. Locating and editing factual associations in gpt, 2023.
- Mikolov, T., Chen, K., Corrado, G., and Dean, J. Efficient estimation of word representations in vector space. In Bengio, Y. and LeCun, Y. (eds.), *1st International Conference on Learning Representations, ICLR 2013, Scottsdale, Arizona, USA, May 2-4, 2013, Workshop Track Proceedings*, 2013. URL <http://arxiv.org/abs/1301.3781>.
- Morris, J. X., Lifland, E., Yoo, J. Y., Grigsby, J., Jin, D., and Qi, Y. Textattack: A framework for adversarial attacks, data augmentation, and adversarial training in nlp, 2020.
- Murdoch, W. J. and Szlam, A. Automatic rule extraction from long short term memory networks. *ArXiv*, abs/1702.02540, 2016. URL <https://api.semanticscholar.org/CorpusID:1638605>.
- Murdoch, W. J., Liu, P. J., and Yu, B. Beyond word importance: Contextual decomposition to extract interactions from LSTMs. In *International Conference on Learning Representations*, 2018. URL <https://openreview.net/forum?id=rkRwGg-0Z>.
- Murdoch, W. J., Singh, C., Kumbier, K., Abbasi-Asl, R., and Yu, B. Definitions, methods, and applications in interpretable machine learning. *Proceedings of the National Academy of Sciences*, 116(44):22071–22080, October 2019. ISSN 1091-6490. doi: 10.1073/pnas.1900654116. URL <http://dx.doi.org/10.1073/pnas.1900654116>.
- Nanda, N., Chan, L., Lieberum, T., Smith, J., and Steinhardt, J. Progress measures for grokking via mechanistic interpretability. In *The Eleventh International Conference on Learning Representations*, 2023. URL <https://openreview.net/forum?id=9XFSbDPmdW>.
- Nemani, P., Joel, Y. D., Vijay, P., and Liza, F. F. Gender bias in transformers: A comprehensive review of detection and mitigation strategies. *Natural Language Processing Journal*, 6:100047, 2024. ISSN 2949-7191. doi: <https://doi.org/10.1016/j.nlp.2023.100047>. URL <https://www.sciencedirect.com/science/article/pii/S2949719123000444>.
- Olah, C., Mordvintsev, A., and Schubert, L. Feature visualization. *Distill*, 2017. doi: 10.23915/distill.00007. URL <https://distill.pub/2017/feature-visualization>.
- Ribeiro, M., Singh, S., and Guestrin, C. “why should I trust you?”: Explaining the predictions of any classifier. In DeNero, J., Finlayson, M., and Reddy, S. (eds.), *Proceedings of the 2016 Conference of the North American Chapter of the Association for Computational Linguistics: Demonstrations*, pp. 97–101, San Diego, California, June 2016. Association for Computational Linguistics. doi: 10.18653/v1/N16-3020. URL <https://aclanthology.org/N16-3020>.
- Räuker, T., Ho, A., Casper, S., and Hadfield-Menell, D. Toward transparent ai: A survey on interpreting the inner structures of deep neural networks, 2023.
- Selvaraju, R. R., Das, A., Vedantam, R., Cogswell, M., Parikh, D., and Batra, D. Grad-cam: Visual explanations from deep networks via gradient-based localization. *International Journal of Computer Vision*, 128:336 – 359, 2016. URL <https://api.semanticscholar.org/CorpusID:15019293>.

- Shrikumar, A., Greenside, P., Shcherbina, A., and Kundaje, A. Not just a black box: Learning important features through propagating activation differences. *ArXiv*, abs/1605.01713, 2016. URL <https://api.semanticscholar.org/CorpusID:8564234>.
- Singh, C., Murdoch, W. J., and Yu, B. Hierarchical interpretations for neural network predictions. *ArXiv*, abs/1806.05337, 2018. URL <https://api.semanticscholar.org/CorpusID:49214673>.
- Socher, R., Perelygin, A., Wu, J., Chuang, J., Manning, C. D., Ng, A., and Potts, C. Recursive deep models for semantic compositionality over a sentiment treebank. In *Proceedings of the 2013 Conference on Empirical Methods in Natural Language Processing*, pp. 1631–1642, Seattle, Washington, USA, October 2013. Association for Computational Linguistics. URL <https://www.aclweb.org/anthology/D13-1170>.
- Springenberg, J. T., Dosovitskiy, A., Brox, T., and Riedmiller, M. A. Striving for simplicity: The all convolutional net. *CoRR*, abs/1412.6806, 2014. URL <https://api.semanticscholar.org/CorpusID:12998557>.
- Sundararajan, M., Taly, A., and Yan, Q. Axiomatic attribution for deep networks. In *International Conference on Machine Learning*, 2017. URL <https://api.semanticscholar.org/CorpusID:16747630>.
- Tsang, M., Rambhatla, S., and Liu, Y. How does this interaction affect me? interpretable attribution for feature interactions. *ArXiv*, abs/2006.10965, 2020. URL <https://api.semanticscholar.org/CorpusID:219955933>.
- Vaswani, A., Shazeer, N., Parmar, N., Uszkoreit, J., Jones, L., Gomez, A. N., Kaiser, L., and Polosukhin, I. Attention is all you need. In Guyon, I., von Luxburg, U., Bengio, S., Wallach, H. M., Fergus, R., Vishwanathan, S. V. N., and Garnett, R. (eds.), *Advances in Neural Information Processing Systems 30: Annual Conference on Neural Information Processing Systems 2017, December 4-9, 2017, Long Beach, CA, USA*, pp. 5998–6008, 2017. URL <https://proceedings.neurips.cc/paper/2017/hash/3f5ee243547dee91fbd053c1c4a845aa-Abstract.html>.
- Vig, J., Gehrmann, S., Belinkov, Y., Qian, S., Nevo, D., Singer, Y., and Shieber, S. M. Investigating gender bias in language models using causal mediation analysis. In *Neural Information Processing Systems*, 2020. URL <https://api.semanticscholar.org/CorpusID:227275068>.
- Wang, K. R., Variengien, A., Conmy, A., Shlegeris, B., and Steinhardt, J. Interpretability in the wild: a circuit for indirect object identification in GPT-2 small. In *The Eleventh International Conference on Learning Representations*, 2023. URL <https://openreview.net/forum?id=NpsVSN6o4ul>.
- Zhang, X., Zhao, J. J., and LeCun, Y. Character-level convolutional networks for text classification. In *NIPS*, 2015.
- Zhao, M., Lin, T., Jaggi, M., and Schütze, H. Masking as an efficient alternative to finetuning for pre-trained language models. In *Conference on Empirical Methods in Natural Language Processing*, 2020. URL <https://api.semanticscholar.org/CorpusID:216553665>.
- Zintgraf, L. M., Cohen, T., Adel, T., and Welling, M. Visualizing deep neural network decisions: Prediction difference analysis. *ArXiv*, abs/1702.04595, 2017. URL <https://api.semanticscholar.org/CorpusID:2103669>.

A. Appendix

A.1. Anonymized pathology report samples

- synoptic comment for prostate tumors " 1. type of tumor : adenocarcinoma small acinar type. " 2. location of tumor : both lobes. 3. estimated volume of tumor : 3. 5 ml. 4. gleason score : 4 + 3 = 7. 5. estimated volume > gleason pattern 3 : 2 ml. 6. involvement of capsule : present (e. g. slide b6). 7. extraprostatic extension : not identified. 8. status of excision margins for tumor : negative. status of excision margins for benign prostate glands : positive (e. g. slide b4). 9. involvement of seminal vesicle : not identified. 10. perineural infiltration : present (e. g. slide b11). " 11. prostatic intraepithelial neoplasia (pin) : present high - grade (e. g " slide b4). 12. ajcc / uicc stage : pt2cnxmx ; stage ii if no metastases are identified. 13. additional comments : none. final diagnosis : " a. prostate left apical margin : benign prostatic tissue. " " b. prostate and seminal vesicles resection : prostatic adenocarcinoma " gleason score 4 + 3 = 7 ; see comment.
- synoptic comment for prostate tumors - type of tumor : small acinar adenocarcinoma. - location of tumor : - right anterior midgland : slides b3 - b5. - right posterior midgland : slides b6 - b8. - left anterior midgland : slides b12 - b14. - left posterior midgland : slides b9 - b11. - left and central bladder bases : slides b16 - b17 - estimated volume of tumor : 10 cm3. " - gleason score : 7 ; primary pattern 3 secondary pattern 4. " - estimated volume > gleason pattern 3 : 40 %. " - involvement of capsule : tumor invades capsule but does not extend beyond " " capsule (slides b5 b8 b18). " - extraprostatic extension : none. - margin status for tumor : negative. - margin status for benign prostate glands : negative. - high - grade prostatic intraepithelial neoplasia (hgpin) : present ; extensive. - tumor involvement of seminal vesicle : none. - perineural infiltration : present. - lymph node status : none submitted. - ajcc / uicc stage : pt2cnx. final diagnosis : " a. prostate left base biopsy : fibromuscular tissue no tumor. " " b. prostate radical prostatectomy : " " 1. prostatic adenocarcinoma gleason grade 3 + 4 score = 7 involving " " bilateral prostate negative margins ; see comment. 2. " seminal vesicles with no significant pathologic abnormality.

A.2. Fine-tuning details

Here we provide fine-tuning details of the BERT model trained on real-world pathology reports (primary Gleason classification task).

We add a linear layer followed by a softmax function to the model output on the classification token. The dataset are divided into 71% training, 18% validation, and 11% test. We set the encoder sequence length to 512 tokens, which allows us to encode the full length of the majority of the dataset. We use an AdamW optimizer with a 7.6e-6 learning rate, 0.01 weight decay, and a 1e-8 epsilon. We also adopt a linear learning rate schedule with a 0.2 warm-up ratio. We fine-tune for a maximum of 25 epochs with a batch size of 8 and evaluate every 50 steps on the validation set. The model is fine-tuned on a single NVIDIA Tesla K80 GPU, and average fine-tuning time is around 3 hours.

A.3. Top scoring CD-T phrases

Here we provide an extended version of Table 3 on SST-2, as well as the full result on AGNews, containing the top 5 phrases of each length. These were extracted using CD-T from BERTs trained on the two datasets.

Mechanistic Interpretation through Contextual Decomposition in Transformers

Table 4. Top-scoring phrases of different lengths extracted by CD-T on SST-2’s validation set. The positive/negative phrases identified by CD-T are all indeed positive/negative.

Length	Positive	Negative
1	'power' 'fun' 'amusing', 'good', 'giggle'	'not', 'awful', 'lacks', 'uneven', 'disappointing'
3	'a beautiful madness', 'packed with telling', 'fun to watch', 'is brilliant as', 'into something strangely'	's not the', 'the movie fails', ', dull.', 'but lead nowhere', 'not the ultimate'
5	'it's fun lite', 'it's worth checking', 'doesn't waste', 'a deep and meaningful film', 'worth checking out for the'	'to make a lifeless movie', 'feels too formulaic and', 'a real downer?', 'easy chuckles but lead nowhere', 'of the more irritating cartoons'
8	'binoche makes it interesting trying to find', 'this is wild surreal stuff, but brilliant', 'a literate presentation that wonderfully weave', 'turns potentially forgettable formula into something strangely', 'talent or the power of this movie.'	'to make a lifeless movie about the most', 'doesn't offer much besides', 'the movie really only succeeds in the third', 'bobbed do draw easy chuckles but lead nowhere', 'talent to make a lifeless movie about the'
12	'jones . . . does offer a brutal form of charism', 'mr. tsai is a very original artist in his medium', '. . . put(s) the audience in the privileged position', 'it proves quite compelling as an intense, brooding character study.', 'the movie achieves as great an impact by keeping these thoughts'	'this isn't even madonna's swept away.', 'good performances, but the movie doesn't quite fly', 'the impressive cast list - eye see you is pure junk.', 'the only excitement comes when the credits finally roll and you get', 'sara doesn't serve up a whole lot of laughs'
15	'the acting, costumes, music, cinematography and sound are all astounding', 'takes the beauty of baseball and melds it with a story that could touch', 'and unlike many romantic comedies, it does not alienate either gender in the', 'two young men in the prime of their talent or the power of this movie', 'runs to 'difficult' films you absolutely can't miss it.'	'this is a shameless sham , calculated to cash in on the popularity of', 'there isn't nearly enough fun here , despite the presence of some', 's boss , there isn't a redeeming moment here .', 'the film contains no good jokes , no good scenes , barely a moment when', 's a cookie-cutter movie , a cut-and-paste job'

Table 5. Top-scoring phrases of different lengths extracted by CD-T on AGNews’s test set. The world/sports/business/sci-tech phrases identified by CD-T are all indeed world/sports/business/sci-tech.

Length	World	Sports	Business	Sci/Tech
1	'iraq', 'press', 'nigeria', 'haiti', 'sudanese'	'nba', 'baseball', 'sports', 'football', 'pga'	'stocks', 'mutual', 'treasury', 'airbus', 'fund'	'sync', 'space', 'internet', 'browser', 'launch'
3	'kashmir talks:', 'strike in nigeria', 'cuba-os', 'brazil (reuters)', 'general kofi'	'three nba championship', 'sports network)', 'dc sports and', 'national hockey league', 'sports and entertainment'	'economic activity fell', 'investment bank collins', 'insurers', 'auto insurance premium', 'the financial times'	'mobile phone sales', 'computing giant plans', 'blade specifications with', 'rapid arctic warming', 'bladecenter'
5	'(press) canadian press-', 'new york-howard stern', 'sinn fein president gerry adams', 'president jacques chirac in', 'president vladimir putin rejected'	'pitchers finally getting job done', 'titans guard zach piller', 'sports network) - jason', 'governing body fifa announced on', 'teams in the nfc west'	'u.s. economy', 'employees indianapolis - ata airlines', 'reuters - holiday shopping', 'retail sees solid, not', 'his international airline virgin atlantic'	'nokia demos first mobile call', 'mac system x supercom', 'adds heat to mesh networking', 'red hat replaces cfo', 'the iss/esa tv'
8	'(afp) afp-french', 'korea (afp) afp-', 'after basra hq attack baghdad (reuters)', 'labour delegates force iraq vote iraq is chosen', 'president jacques chirac in southern france on'	'for veteran nba players is usually accelerated when', 'sports network) - the kansas city royals', 'draw by charlton london , england (sports)', '(sports network) - the surprising toronto', 'day of the second and final cricket test'	'william procter, a storekeeper and', 'supermarket retailer ahold , seeking to stream', 'stores sales drop that's less', 'york (cnn / money) - money', 'to buy disney stores in effort to expand'	'news : us cracks down on spam', 'mac system x supercomputer', 'machines with paper - trail by rachel konrad', 'skype releases pocket pc software software allows', 'orion debuts cluster workstation orion multisystems'
12	'(canadian press) canadian press - ottawa (cp) -', 'testimony new york - investors were unremoved by federal reserve', 'pakistan tests nuclear - capable missile islamabad - pakistan test - fired', 'earnings send stocks lower new york - investors sent stocks lower tuesday', 'campaign turns even nastier (afp) afp -'	'us college basketball # 39 ; s last two national champions is', 'chooses a stadium site for expos the dc sports and entertainment', nba today (ap) ap - indiana at minnesota (8', 'nfl game summary - san diego at atlanta atlanta , ga -', 'major league baseball box score colorado (7) vs arizona ('	'brands has made an apparently successful bid to gobble up wine', 'us opening oil reserve new york (cnn / money) -', 'currency shift but num on date washington , oct . 2 :', '\$ 1 . 36b chicago (cbs . mw) -', 'insurance inquiry ace yesterday became the latest insurance company to announce changes'	'demos first mobile call using ip standard nokia has developed a prototype', '(space . com) space . com - the second attempt', 'astronomers ready for comet - smash-ing mission nasa and university astronomers are', 'by barbara walters google founders interviewed by barbara walters google', 'skype releases pocket pc software software allows users of personal digital'
15	'german court rules out barbie monopoly (afp) afp - germany', 'afp) afp - french auto giant renault sa said it will invest', 'afghan ' hanging chad ' dispute an independent inquiry is helping to defuse a', 'blair last night stood accused of conspiring to use british troops in iraq', 'says (canadian press) canadian press - kinshasa , congo'	'offense in denver history , quot ; nuggets forward carmelo anthony', 'the season charlotte , n . c . (sports network) - carolina panthers', 'suffered two rare defeats yesterday as reigning champions fc porto downed his chelsea side 2', 'backs manager the diamondbacks will replace wally backman as manager , golfing media , having just shot down tiger woods in the final round of', '10 new york - - if the braves # 39 ; 13th consecutive division title'	'nike co - founder stepping down president effective december 28 after more than a year', 'credit suisse group announced plans to merge its credit suisse first boston securities', 'hit the pennsylvania turnpike commission lost about \$ 2 million in revenue wednesday', ' . com - in the great race between stock mutual funds and the mattress ', 'boston securities unit with the rest of the company # 39 ; s operations and'	'messenger difficulties - virus people using microsoft # 39 ; s instant - messaging software', 'proprietary software blueprints used by cisco systems inc . ' s networking equipment', 'of industrial robots surging : un report geneva - worldwide sales of industrial robots', 'targets broader base new essbase 7x is intended to draw customers beyond', 'dhs faces it management challenge , gao says a quot ; formidable information'

A.4. Survey prompts used in human experiments

This survey aims to compare different interpretation techniques. You’ll be reviewing the visualizations of different interpretation methods obtained from models trained on two datasets, SST-2 (sentiment classification) and AGNews (news topic classification). Your job is to complete two evaluation tasks for each dataset, (1) choosing the better model and (2) gauging trust. Please follow the description in each section and record your answers accordingly.

A.4.1. SENTIMENT CLASSIFICATION

Choosing The Better Model In this section, the task is to compare two models that classify movie reviews as either positive (good movie) or negative (bad movie). One model has better predictive accuracy than the other. To avoid variance, we use a common set of 3 samples for different methods and models.

In what follows, you will see visualizations of what both models have learned. These visualizations use different methods of identifying contributions (colored in blue, with intensity corresponding to magnitude of contributions. e.g. the darker the more influential to a prediction) to the final prediction of individual words.

For each question, please select which model you think has higher predictive accuracy, A or B.

Gauging Trust Now, we show results only from the good model. Your task is to compare different visualizations. For the following predictions, please select which visualization method leads you to trust the model the most.

For each question, please select a number for each row representing the A, B, C, D options by ranking them in the order of how much they make you trust the model (1-4, 1 is the most trustworthy).

A.4.2. NEWS TOPIC CLASSIFICATION

Choosing The Better Model In this section, the task is to compare two models that classify news articles into either of the four topics: world, sports, business, sci/tech. One model has better predictive accuracy than the other. To avoid variance, we use a common set of 3 samples for different methods and models. (Longer samples might get truncated for visualizations.)

In what follows, you will see visualizations of what both models have learned. These visualizations use different methods of identifying contributions (colored in blue, with intensity corresponding to magnitude of contributions. e.g. the darker the more influential to a prediction) to the final prediction of individual words.

For each question, please select which model you think has higher predictive accuracy, A or B.

Gauging Trust Now, we show results only from the good model. Your task is to compare different visualizations. For the following predictions, please select which visualization method leads you to trust the model the most.

For each question, please select a number for each row representing the A, B, C, D options by ranking them in the order of how much they make you trust the model (1-4, 1 is the most trustworthy).

A.5. Interpretation visualizations

Here we provide a few comparisons of interpretation visualizations obtained from the four methods: CD-T, LIME, SHAP, and Integrated Gradients, used in the human experiments. Words influential to a prediction are colored in blue, with intensity corresponding to magnitude of contributions.

A.5.1. SST-2



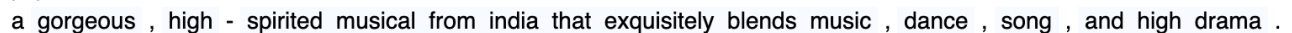
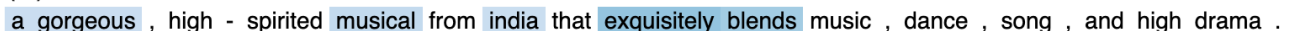
(A)

 (B)

 (C)

 (D)


Figure 3. Prediction: positive. (A): SHAP, (B): Integrated Gradients, (C): LIME, (D): CD-T





(A)

 (B)

 (C)

 (D)


Figure 4. Prediction: negative. (A): Integrated Gradients, (B): SHAP, (C): CD-T, (D): LIME

A.5.2. AGNEWS

(A)
 youngster khan taken to school the sensation of the olympic boxing tournament learned yesterday that there # 39 s no substitute for experience . at least not in the ring .
 (B)
 youngster khan taken to school the sensation of the olympic boxing tournament learned yesterday that there # 39 s no substitute for experience . at least not in the ring .
 (C)
 youngster khan taken to school the sensation of the olympic boxing tournament learned yesterday that there # 39 s no substitute for experience . at least not in the ring .
 (D)
 youngster khan taken to school the sensation of the olympic boxing tournament learned yesterday that there # 39 s no substitute for experience . at least not in the ring .

Figure 5. Prediction: sports. (A): SHAP, (B): LIME, (C): Integrated Gradients, (D): CD-T

(A)
 britain doing quot all we can quot for hostage in iraq prime minister tony blair has his government is doing all in its power to help a kidnapped briton
 (B)
 britain doing quot all we can quot for hostage in iraq prime minister tony blair has his government is doing all in its power to help a kidnapped briton
 (C)
 britain doing quot all we can quot for hostage in iraq prime minister tony blair has his government is doing all in its power to help a kidnapped briton
 (D)
 britain doing quot all we can quot for hostage in iraq prime minister tony blair has his government is doing all in its power to help a kidnapped briton

Figure 6. Prediction: world. (A): Integrated Gradients, (B): LIME, (C): SHAP, (D): CD-T

A.6. Circuit visualization for path patching

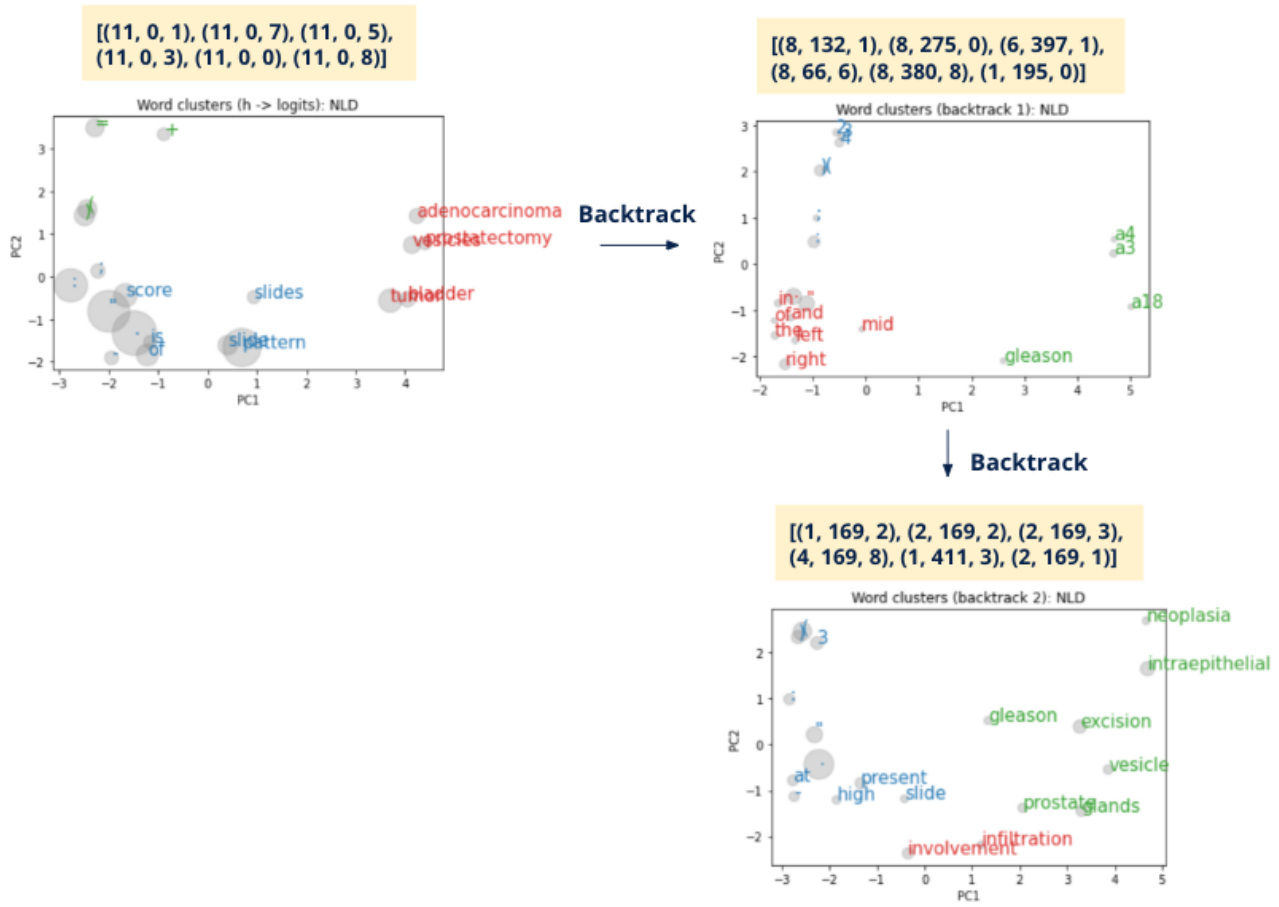


Figure 7. Visualization of the circuit obtained using path patching. We denote NLD in the title of the word cluster visualizations because contributions of components are measure by negative logits difference (NLD) in path patching.