

Deep Unfolding-Aided Parameter Tuning for Plug-and-Play Based Video Snapshot Compressive Imaging

Takashi Matsuda, Ryo Hayakawa, *Member, IEEE*, and Youji Iiguni, *Member, IEEE*

Abstract—Snapshot compressive imaging (SCI) captures high-dimensional data efficiently by compressing it into two-dimensional observations and reconstructing high-dimensional data from two-dimensional observations with various algorithms. Plug-and-play (PnP) is a promising approach for the video SCI reconstruction because it can leverage both the observation model and denoising methods for videos. This paper proposes a deep unfolding-based method for tuning noise level parameters in PnP-based video SCI, which significantly affects the reconstruction accuracy. For the training of the parameters, we prepare training data from the densely annotated video segmentation (DAVIS) dataset, reparametrize the noise level parameters, and apply the checkpointing technique to reduce the required memory. Simulation results show that the trained noise level parameters significantly improve the reconstruction accuracy and exhibit a non-monotonic pattern, which is different from the assumptions in the conventional convergence analyses of PnP-based algorithms.

Index Terms—Snapshot compressive imaging, deep unfolding, plug and play, parameter tuning.

I. INTRODUCTION

SNAPSHOT compressive imaging (SCI) [1] has gained attention as an approach to capturing high-dimensional data. In SCI, high-dimensional data is modulated, compressed into two-dimensional data, and observed with a camera. We then reconstruct the original high-dimensional data using some reconstruction algorithm. Since the data is compressed before observation, it is possible to acquire high-dimensional data with low memory and power consumption. SCI has been used in various fields, including video processing [2]–[5], hyperspectral imaging [6]–[11], holography [12]–[14], depth sensing [15], [16], and polarization imaging [17].

Video SCI is a technique to obtain high frame rate videos by capturing information over multiple time frames. In video SCI, the unknown video of a scene is modulated by a mask and observed as a compressed image. The mask determines which pixels are observed in the compressed image and changes more rapidly than the frame rate of the camera. The high frame rate

video is then reconstructed from the measurement image and the information of the mask.

The reconstruction methods for video SCI are mainly categorized into three types: mathematical optimization-based methods [18]–[22], machine learning-based methods [23]–[26], and hybrid methods [27]–[35]. In mathematical optimization-based methods, we first design an optimization problem and then construct an algorithm for the problem. We can incorporate various information on the measurement model and properties of videos directly in the design of the optimization problem. On the other hand, in machine learning-based methods, we construct a machine learning model like a deep neural network and train the model using data of the videos and the corresponding measurements. Such an approach has the potential to reconstruct the unknown videos more accurately with lower computational complexity. For example, reversible SCI net [24] can achieve better reconstruction accuracy than that of a mathematical optimization-based method named Decompress SCI (DeSCI) [21]. However, learning-based methods require the training phase for the training of many parameters. Moreover, these methods often lack interpretability and flexibility for changes in the measurement model compared to mathematical optimization-based methods.

To take advantage of both methods, some hybrid approaches combining mathematical optimization and machine learning have been proposed for video SCI [27]–[35]. Most of these methods are based on the plug-and-play (PnP) approach [36], [37], where an update equation of the optimization algorithm is replaced with a denoising method for natural images or videos. For example, on the basis of generalized alternating projection (GAP) [20], [38] and alternating direction method of multipliers (ADMM) [39]–[42], PnP-GAP and PnP-ADMM have been proposed for video SCI, respectively [27], [28]. For the incorporated denoising method, various techniques such as fast and flexible denoising network (FFDNet) [43] and fast deep video denoising net (FastDVDnet) [44] have been utilized. These PnP methods have lower computational complexity than that of the optimization-based DeSCI, while the learning-based high-quality denoising can be used in the algorithm.

In PnP-based methods, we need to design noise level parameters, i.e., the strength of the denoising at each iteration. The choice of the parameters significantly affects the final reconstruction accuracy. In conventional studies, however, the

This work was supported by a research grant from The Mazda Foundation, a research grant from The Nakajima Foundation, and JSPS KAKENHI under Grant Number JP24K17277.

Takashi Matsuda and Youji Iiguni are with Graduate School of Engineering Science, Osaka University, 1-3 Machikaneyama, Toyonaka, Osaka, 560-8531, Japan.

Ryo Hayakawa is with Institute of Engineering, Tokyo University of Agriculture and Technology, 2-24-16 Naka-cho, Koganei, Tokyo, 184-8588, Japan (e-mail: hayakawa@go.tuat.ac.jp).

noise level parameters have been manually designed and have not been discussed deeply. To maximize the potential of PnP-based methods and achieve better reconstruction performance, we need to examine the effect of these parameters in more detail.

In this paper, we propose a deep unfolding-based tuning method for the noise level parameters in the PnP approach. Deep unfolding [45]–[47] leverages the similarity between the structure of iterative algorithms and neural networks to train appropriate values for internal algorithm parameters via automatic differentiation. Since the update equations of PnP-GAP and PnP-ADMM are differentiable with respect to the noise level parameters, deep unfolding can be used to train appropriate noise levels in principle. When we use deep learning-based denoising like FastDVDnet, however, we require huge GPU memory to train the noise level parameters. To reduce the required memory, we use the checkpointing technique [48], [49] in the proposed method. In computer simulations, we prepare the data for the training, train the noise level parameters, and evaluate the reconstruction performance with the conventional parameter settings. Simulation results show that the trained parameters via the proposed approach can achieve better reconstruction accuracy. Moreover, the trained parameters exhibit a non-monotonic behavior along the iterations of the reconstruction algorithms, which suggests that the monotonically decreasing noise levels assumed for the convergence proof [28], [50] are not optimal in terms of reconstruction accuracy. This interesting result shows similarity to the trained parameters of some other deep-unfolded algorithms [51], [52]. Our results would also provide insights into the research fields of deep unfolding.

The main contributions of this paper are summarized as follows.

- We propose a parameter tuning method via deep unfolding for PnP-based reconstruction algorithms for video SCI. By using the proposed approach, the noise level parameters can be trained with data and do not require complicated manual tuning.
- For the training of PnP-based methods, we prepare the video data from the densely annotated video segmentation (DAVIS) dataset [53], introduce the reparametrization for the noise level, and use the checkpointing approach in the training. This approach for the training can be applied to PnP methods for other problems.
- In the simulations, we show that the trained noise level parameters have a zigzag behavior, which is similar to those of other deep unfolding approaches [51], [52]. This behavior is different from the usual assumption for the convergence guarantee [28], [34], [35], [50], and hence our results will provide motivation for the convergence analysis of PnP methods with non-decreasing noise level parameters.

The rest of this paper is organized as follows. In Section II, we describe the system model of video SCI. In Section III, we review some PnP-based conventional methods for video SCI. In Section IV, we propose the parameter tuning method based on deep unfolding. In Section V, we present the results

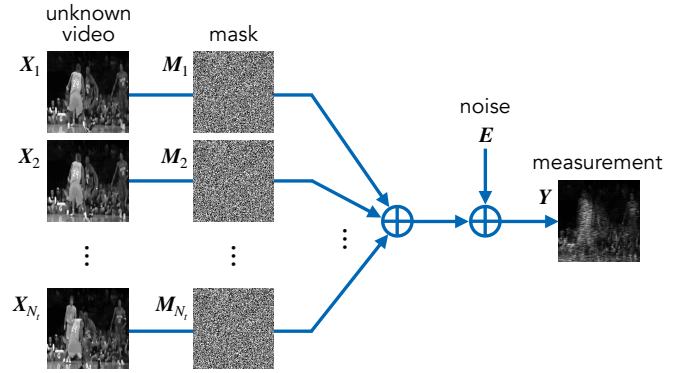


Fig. 1. System model of video SCI.

of computer simulations. Finally, we conclude the paper in Section VI.

In this paper, we use the following notations. \mathbb{R} denotes the set of all real numbers, and \mathbb{N}_+ denotes the set of all positive integers. $(\cdot)^\top$ and $(\cdot)^{-1}$ represent the transpose and inverse of a matrix, respectively. \odot denotes the Hadamard product. For a vector $\mathbf{a} = [a_1, \dots, a_N]^\top \in \mathbb{R}^N$, $\|\mathbf{a}\|_2 = \sqrt{\sum_{n=1}^N a_n^2}$ denotes the ℓ_2 norm of the vector, and $\text{diag}(a_1, \dots, a_N) \in \mathbb{R}^{N \times N}$ denotes the diagonal matrix whose diagonal elements are a_1, \dots, a_N . For a matrix $\mathbf{A} = [\mathbf{a}_1 \cdots \mathbf{a}_M] \in \mathbb{R}^{N \times M}$, $\text{vec}(\mathbf{A}) = [\mathbf{a}_1^\top \cdots \mathbf{a}_M^\top]^\top \in \mathbb{R}^{MN}$ denotes the vectorization of \mathbf{A} obtained by stacking the columns of \mathbf{A} . For a function $f: \mathbb{R}^N \rightarrow \mathbb{R} \cup \{+\infty\}$, the proximity operator of $f(\cdot)$ is defined as $\text{prox}_f(\mathbf{s}) = \arg \min_{\mathbf{x} \in \mathbb{R}^N} \left\{ f(\mathbf{x}) + \frac{1}{2} \|\mathbf{x} - \mathbf{s}\|_2^2 \right\}$.

II. SYSTEM MODEL

In this section, we describe the system model of video SCI as shown in Fig. 1. Let $\mathbf{X} \in \mathbb{R}^{N_x \times N_y \times N_t}$ represent an unknown grayscale video of N_t frames with image size $N_x \times N_y$ corresponding to a scene. In SCI systems, the frames of the scene are modulated by a mask $\mathbf{M} \in \{0, 1\}^{N_x \times N_y \times N_t}$ and observed as a two-dimensional compressed measurement

$$\mathbf{Y} = \sum_{n_t=1}^{N_t} \mathbf{X}_{n_t} \odot \mathbf{M}_{n_t} + \mathbf{E} \in \mathbb{R}^{N_x \times N_y}. \quad (1)$$

Here, \mathbf{Y} is the measurement, $\mathbf{X}_{n_t} = \mathbf{X}(:, :, n_t) \in \mathbb{R}^{N_x \times N_y}$ denotes the n_t -th frame of the video, $\mathbf{M}_{n_t} = \mathbf{M}(:, :, n_t) \in \mathbb{R}^{N_x \times N_y}$ denotes the corresponding n_t -th mask, and $\mathbf{E} \in \mathbb{R}^{N_x \times N_y}$ denotes the measurement noise. Since \odot denotes the Hadamard product, one in the mask means that the corresponding pixel is observed, and zero means that the pixel is not observed.

The measurement model in (1) can be transformed into the vectorized form as

$$\mathbf{y} = \Phi \mathbf{x}^* + \mathbf{e}. \quad (2)$$

Here, $\mathbf{y} = \text{vec}(\mathbf{Y}) \in \mathbb{R}^{N_x N_y}$ and $\mathbf{e} = \text{vec}(\mathbf{E}) \in \mathbb{R}^{N_x N_y}$ are the vectorized forms of the measurement image and the noise, respectively. $\Phi = [\mathbf{D}_1 \cdots \mathbf{D}_{N_t}] \in \mathbb{R}^{N_x N_y \times N_x N_y N_t}$ and $\mathbf{x}^* = [\mathbf{x}_1^\top \cdots \mathbf{x}_{N_t}^\top]^\top \in \mathbb{R}^{N_x N_y N_t}$ are the corresponding

measurement matrix and the unknown vector, respectively, where $\mathbf{x}_{n_t} = \text{vec}(\mathbf{X}_{n_t}) \in \mathbb{R}^{N_x N_y}$ represents the vectorization of the n_t -th frame and $\mathbf{D}_{n_t} = \text{diag}(\text{vec}(\mathbf{M}_{n_t})) \in \mathbb{R}^{N_x N_y \times N_x N_y}$ represents a diagonal matrix whose diagonal elements are the vectorized forms of \mathbf{M}_{n_t} ($n_t = 1, \dots, N_t$). The goal of video SCI is to reconstruct the unknown video \mathbf{x}^* from the compressed measurement \mathbf{y} and the information of the mask Φ .

III. CONVENTIONAL METHODS

In this section, we briefly review some PnP-based conventional methods for video SCI.

A. PnP-ADMM

The algorithm of PnP-ADMM is derived from the optimization problem

$$\underset{\mathbf{x} \in \mathbb{R}^{N_x N_y N_t}}{\text{minimize}} \left\{ \frac{1}{2} \|\mathbf{y} - \Phi \mathbf{x}\|_2^2 + \lambda R(\mathbf{x}) \right\}. \quad (3)$$

The first term in the problem (3) is a data fidelity term based on the measurement model in (2). The second term is a regularization term for videos and should be designed to return smaller values for clean videos. λ (> 0) is a parameter that balances the data fidelity term and the regularization term.

To obtain the update equations of ADMM, the optimization problem is transformed to

$$\begin{aligned} & \underset{\mathbf{x}, \mathbf{v} \in \mathbb{R}^{N_x N_y N_t}}{\text{minimize}} \left\{ \frac{1}{2} \|\mathbf{y} - \Phi \mathbf{x}\|_2^2 + \lambda R(\mathbf{v}) \right\} \\ & \text{subject to } \mathbf{x} = \mathbf{v}. \end{aligned} \quad (4)$$

The update equations of ADMM for the optimization problem (4) are given by

$$\mathbf{x}^{k+1} = \arg \min_{\mathbf{x} \in \mathbb{R}^{N_x N_y N_t}} \left\{ \frac{1}{2} \|\mathbf{y} - \Phi \mathbf{x}\|_2^2 + \frac{\rho}{2} \|\mathbf{x} - \mathbf{v}^k + \mathbf{u}^k\|_2^2 \right\}, \quad (5)$$

$$\mathbf{v}^{k+1} = \arg \min_{\mathbf{v} \in \mathbb{R}^{N_x N_y N_t}} \left\{ \lambda R(\mathbf{v}) + \frac{\rho}{2} \|\mathbf{x}^{k+1} - \mathbf{v} + \mathbf{u}^k\|_2^2 \right\}, \quad (6)$$

$$\mathbf{u}^{k+1} = \mathbf{u}^k + \mathbf{x}^{k+1} - \mathbf{v}^{k+1}, \quad (7)$$

where ρ (> 0) is a parameter.

The update equation of \mathbf{x} in (5) can be rewritten as

$$\mathbf{x}^{k+1} = (\Phi^\top \Phi + \rho \mathbf{I})^{-1} (\Phi^\top \mathbf{y} + \rho(\mathbf{v}^k - \mathbf{u}^k)). \quad (8)$$

Since the inverse matrix in (8) is a large matrix of size $N_x N_y N_t \times N_x N_y N_t$, direct computation of the inverse matrix $(\Phi^\top \Phi + \rho \mathbf{I})^{-1}$ is computationally expensive. However, the computation can be simplified by exploiting the structure of Φ . From the matrix inversion lemma, the update equation in (8) can be expressed as

$$\begin{aligned} \mathbf{x}^{k+1} &= \left(\rho^{-1} \mathbf{I} - \rho^{-1} \Phi^\top (\mathbf{I} + \Phi \rho^{-1} \Phi^\top)^{-1} \Phi \rho^{-1} \right) \\ & \quad \times (\Phi^\top \mathbf{y} + \rho(\mathbf{v}^k - \mathbf{u}^k)). \end{aligned} \quad (9)$$

From the definition of Φ , the matrix $\Phi \Phi^\top$ becomes diagonal and can be expressed as

$$\Phi \Phi^\top = \text{diag}(\psi_1, \dots, \psi_{N_x N_y}), \quad (10)$$

Algorithm 1 PnP-ADMM for video SCI

Input: Φ , \mathbf{y} , $\rho > 0$, $K \in \mathbb{N}_+$, $\{\sigma_k\}_{k=0,1,\dots,K-1} \in [0, 1]$

Output: \mathbf{x}^K

- 1: Initialization: $\mathbf{v}^0 = \Phi^\top \mathbf{y}$, $\mathbf{u}^0 = \mathbf{0}$
 - 2: Compute ψ_n ($n = 1, \dots, N_x N_y$) from (10)
 - 3: $\Psi = \text{diag} \left(\frac{1}{\rho + \psi_1}, \dots, \frac{1}{\rho + \psi_{N_x N_y}} \right)$
 - 4: **for** $k = 0, 1, \dots, K - 1$ **do**
 - 5: $\mathbf{w}^{k+1} = \mathbf{y} - \Phi(\mathbf{v}^k - \mathbf{u}^k)$
 - 6: $\mathbf{x}^{k+1} = \mathbf{v}^k - \mathbf{u}^k + \Phi^\top \Psi \mathbf{w}^{k+1}$
 - 7: $\mathbf{v}^{k+1} = \mathcal{D}_{\sigma_k}(\mathbf{x}^{k+1} + \mathbf{u}^k)$
 - 8: $\mathbf{u}^{k+1} = \mathbf{u}^k + \mathbf{x}^{k+1} - \mathbf{v}^{k+1}$
 - 9: **end for**
-

where $\psi_n = \sum_{k=1}^{N_t} d_{k,n,n}$ and $d_{k,n,n}$ is the (n, n) element of \mathbf{D}_k . Since $\Phi \Phi^\top$ is a diagonal matrix, the inverse matrix in (9) can be written as

$$(\mathbf{I} + \Phi \rho^{-1} \Phi^\top)^{-1} = \text{diag} \left(\frac{\rho}{\rho + \psi_1}, \dots, \frac{\rho}{\rho + \psi_{N_x N_y}} \right). \quad (11)$$

Finally, the update in (9) can be rewritten as

$$\mathbf{x}^{k+1} = \mathbf{v}^k - \mathbf{u}^k + \Phi^\top \Psi \mathbf{w}^{k+1}, \quad (12)$$

where

$$\Psi = \text{diag} \left(\frac{1}{\rho + \psi_1}, \dots, \frac{1}{\rho + \psi_{N_x N_y}} \right) \quad (13)$$

and

$$\mathbf{w}^{k+1} = \mathbf{y} - \Phi(\mathbf{v}^k - \mathbf{u}^k). \quad (14)$$

By using (12) and (14), we can update \mathbf{x}^k without computing the large-scale inverse matrix.

The update of \mathbf{v}^{k+1} in (6) can be written as

$$\mathbf{v}^{k+1} = \arg \min_{\mathbf{v} \in \mathbb{R}^{N_x N_y N_t}} \left\{ \lambda R(\mathbf{v}) + \frac{\rho}{2} \|\mathbf{x}^{k+1} - \mathbf{v} + \mathbf{u}^k\|_2^2 \right\} \quad (15)$$

$$= \text{prox}_{\frac{\lambda}{\rho} R}(\mathbf{x}^{k+1} + \mathbf{u}^k). \quad (16)$$

Since the function $R(\cdot)$ is a regularizer for videos, it should return small values for clean videos. The right hand side of (15) means a clean video close to $\mathbf{x}^{k+1} + \mathbf{u}^k$, which can be interpreted as denoising for the video $\mathbf{x}^{k+1} + \mathbf{u}^k$. From this viewpoint, PnP approach replaces the update of \mathbf{v}^k with a denoising $\mathcal{D}_{\sigma_k}(\cdot)$, i.e.,

$$\mathbf{v}^{k+1} = \mathcal{D}_{\sigma_k}(\mathbf{x}^{k+1} + \mathbf{u}^k). \quad (17)$$

Here, σ_k is the noise level parameter to determine the strength of denoising. As the denoising function $\mathcal{D}_{\sigma_k}(\cdot)$, we can use various denoising methods such as FFDNet [43] and FastDVDnet [44]. In [28], FastDVDnet is used because it is trained for video denoising and can achieve high-quality denoising. Using powerful denoising methods improves the reconstruction accuracy of the algorithm empirically. To obtain good reconstruction accuracy, however, the parameters $\sigma_k \in [0, 1]$ ($k = 0, 1, \dots$) need to be appropriately chosen.

The algorithm of PnP-ADMM for video SCI is summarized in Algorithm 1.

B. PnP-GAP

PnP-GAP is derived from the optimization problem

$$\begin{aligned} & \underset{\mathbf{x}, \mathbf{v} \in \mathbb{R}^{N_x N_y N_t}}{\text{minimize}} \left\{ \frac{1}{2} \|\mathbf{x} - \mathbf{v}\|_2^2 + \lambda R(\mathbf{v}) \right\} \\ & \text{subject to } \mathbf{y} = \Phi \mathbf{x}. \end{aligned} \quad (18)$$

The constraint $\mathbf{y} = \Phi \mathbf{x}$ restricts the variable \mathbf{x} by using the measurement model (2). The variable \mathbf{v} is optimized by minimizing the sum of the distance from \mathbf{x} and the regularizer $R(\cdot)$ for videos. In PnP-GAP, we alternately update \mathbf{x} and \mathbf{v} in accordance with (18). The update equations of PnP-GAP are thus given by

$$\begin{aligned} \mathbf{x}^{k+1} &= \underset{\mathbf{x} \in \mathbb{R}^{N_x N_y N_t}}{\arg \min} \left\{ \frac{1}{2} \|\mathbf{x} - \mathbf{v}^k\|_2^2 \right\} \\ & \text{subject to } \mathbf{y} = \Phi \mathbf{x}, \end{aligned} \quad (19)$$

$$\mathbf{v}^{k+1} = \underset{\mathbf{v} \in \mathbb{R}^{N_x N_y N_t}}{\arg \min} \left\{ \frac{1}{2} \|\mathbf{x}^{k+1} - \mathbf{v}\|_2^2 + \lambda R(\mathbf{v}) \right\}. \quad (20)$$

The update of \mathbf{x}^k in (19) can be written as

$$\mathbf{x}^{k+1} = \mathbf{v}^k + \Phi^\top (\Phi \Phi^\top)^{-1} (\mathbf{y} - \Phi \mathbf{v}^k). \quad (21)$$

Since $\Phi \Phi^\top$ is a diagonal matrix as discussed in (10), the update in (21) can be further rewritten as

$$\mathbf{x}^{k+1} = \mathbf{v}^k + \Phi^\top \tilde{\Psi} \mathbf{w}^{k+1}, \quad (22)$$

where

$$\tilde{\Psi} = \text{diag} \left(\frac{1}{\psi_1}, \dots, \frac{1}{\psi_{N_x N_y}} \right) \quad (23)$$

and

$$\mathbf{w}^{k+1} = \mathbf{y} - \Phi \mathbf{v}^k. \quad (24)$$

Hence, the calculation of the inverse matrix in (21) can be replaced with element-wise calculations to efficiently compute \mathbf{x}^{t+1} .

As in PnP-ADMM, the update of \mathbf{v}^k in (20) is replaced with a denoising function $\mathcal{D}_{\sigma_k}(\cdot)$, i.e.,

$$\mathbf{v}^{k+1} = \mathcal{D}_{\sigma_k}(\mathbf{x}^{k+1}). \quad (25)$$

Note again that it is necessary to properly set the parameter $\sigma_k \in [0, 1]$ at each iteration.

In [20], [38], the convergence of GAP is accelerated by replacing \mathbf{y} in (24) with

$$\mathbf{y}^{k+1} = \mathbf{y}^k + (\mathbf{y} - \Phi \mathbf{v}^k) \quad (26)$$

at each iteration. The accelerated version of PnP-GAP is summarized as

$$\mathbf{y}^{k+1} = \mathbf{y}^k + (\mathbf{y} - \Phi \mathbf{v}^k), \quad (27)$$

$$\mathbf{w}^{k+1} = \mathbf{y}^{k+1} - \Phi \mathbf{v}^k, \quad (28)$$

$$\mathbf{x}^{k+1} = \mathbf{v}^k + \Phi^\top \tilde{\Psi} \mathbf{w}^{k+1}, \quad (29)$$

$$\mathbf{v}^{k+1} = \mathcal{D}_{\sigma_k}(\mathbf{x}^{k+1}). \quad (30)$$

The detailed algorithm is shown in Algorithm 2.

Algorithm 2 PnP-GAP (accelerated version) for video SCI

Input: Φ , \mathbf{y} , $K \in \mathbb{N}_+$, $\{\sigma_k\}_{k=0,1,\dots,K-1} \in [0, 1]$

Output: \mathbf{x}^K

- 1: Initialization: $\mathbf{v}^0 = \Phi^\top \mathbf{y}$, $\mathbf{y}^0 = \mathbf{0}$
 - 2: Compute ψ_n ($n = 1, \dots, N_x N_y$) from (10)
 - 3: $\tilde{\Psi} = \text{diag} \left(\frac{1}{\psi_1}, \dots, \frac{1}{\psi_{N_x N_y}} \right)$
 - 4: **for** $k = 0, 1, \dots, K - 1$ **do**
 - 5: $\mathbf{y}^{k+1} = \mathbf{y}^k + (\mathbf{y} - \Phi \mathbf{v}^k)$
 - 6: $\mathbf{w}^{k+1} = \mathbf{y}^{k+1} - \Phi \mathbf{v}^k$
 - 7: $\mathbf{x}^{k+1} = \mathbf{v}^k + \Phi^\top \tilde{\Psi} \mathbf{w}^{k+1}$
 - 8: $\mathbf{v}^{k+1} = \mathcal{D}_{\sigma_k}(\mathbf{x}^{k+1})$
 - 9: **end for**
-

C. Noise Level Parameters in PnP Methods

In PnP-ADMM and PnP-GAP, we have parameters $\{\sigma_k\}_{k=0,\dots,K-1}$ to control the strength of denoising at each iteration. The setting of these parameters significantly affects the accuracy of video reconstruction. In the previous study [28], the following three settings are considered for 60 iterations:

- 1) $\sigma_0 = \dots = \sigma_{19} = 50/255$, $\sigma_{20} = \dots = \sigma_{39} = 25/255$,
 $\sigma_{40} = \dots = \sigma_{59} = 12/255$
- 2) $\sigma_0 = 50/255$, $\sigma_{k+1} = 0.97\sigma_k$ ($k = 0, \dots, K - 2$)
- 3) $\sigma_k = 12/255$ ($k = 0, 1, \dots, K - 1$)

Particularly in cases without preprocessing, it has been found in [28] that the first setting achieves the best reconstruction accuracy in simulations. However, the setting is not necessarily optimal, and we need to tune the parameters $\{\sigma_k\}_{k=0,\dots,K-1}$ manually to obtain better reconstruction accuracy.

D. Other Related Work

Several PnP-based approach have also been proposed for video SCI. In [29], the parameter in the denoising network is updated adaptively in the reconstruction to mitigate the difference between the training data and the reconstructed videos. Since the noise level parameters are still treated as the hyperparameters, the focused point is different from our approach for the training of the noise level parameters. We might be able to combine our proposed approach with the method in [29]. In [30], the denoising network with the structure of auto-encoder, DnCNN, U-net, or ResNet is considered. The parameters in the network are then trained via deep unfolding. In this approach, however, we have to train many parameters compared with our approach in Section IV. Moreover, we need to design much complicated denoising network to use the information between multiple frames in the video. A GAP-based network [31] achieves better reconstruction accuracy than various methods, whereas large memory consumption might be a problem for high compression rate. In [32], a reconstruction method based on deep equilibrium models has been proposed. This memory efficient approach is one of the solutions for the training of the PnP-based method. The trained parameters in this approach is unchanged over the algorithm iterations, whereas our focus is on the design of parameter values at each iteration.

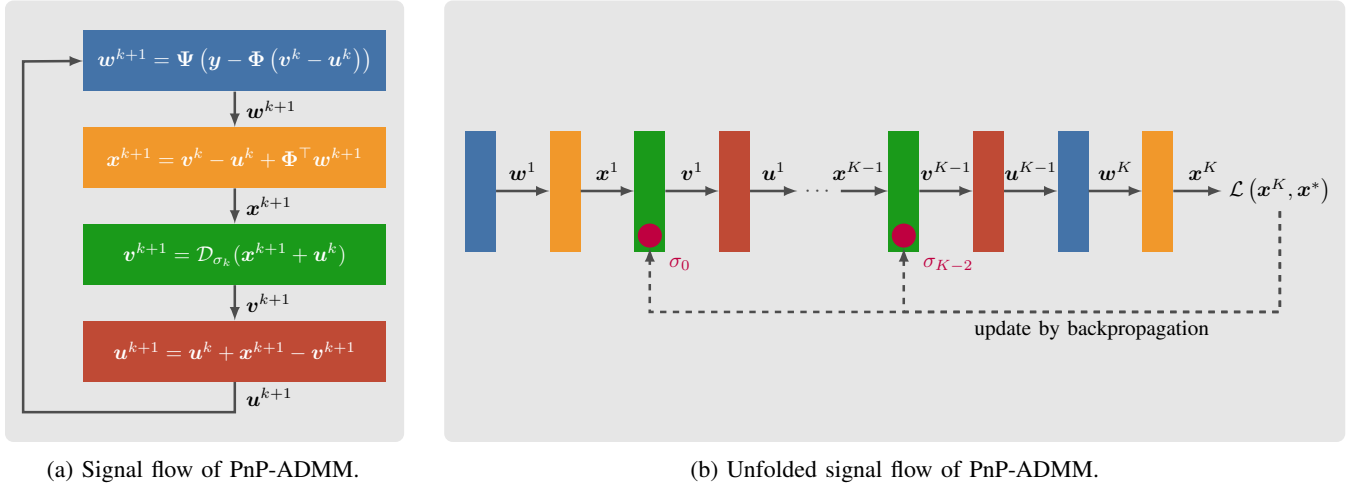


Fig. 2. Signal flow of PnP-ADMM and its unfolded version.

IV. PROPOSED PARAMETER TUNING VIA DEEP UNFOLDING

In [28], the noise level parameter σ_k for the denoising method is designed manually. To obtain better parameter choice, we propose a data-driven approach based on deep unfolding [45]–[47].

A. Proposed Network via Deep Unfolding

Deep unfolding is a method to train the parameter values in iterative algorithms by leveraging deep learning techniques such as backpropagation and stochastic gradient descent. Pioneered by the work of learned iterative shrinkage thresholding algorithm (LISTA) [45], this approach has been applied to various problems such as sparse signal recovery, image restoration, and wireless communication [51], [52], [54]–[58]. Deep unfolding can be regarded as an integration of mathematical optimization and machine learning from a different perspective of PnP. Compared to the conventional approach of manual setting, deep unfolding can automatically train the parameters from the data. Moreover, the number of trainable parameters in deep unfolding is smaller than that in usual deep neural networks, and the interpretability of the result is clearer.

In this paper, we use the deep unfolding approach for the tuning of parameters $\{\sigma_k\}_{k=0,\dots,K-1}$ in PnP-ADMM and PnP-GAP. A reasonable parameter values for iterative algorithms should minimize a loss function $\mathcal{L}(\hat{\mathbf{x}}, \mathbf{x}^*)$, which represents the difference between the estimate $\hat{\mathbf{x}}$ and its true value \mathbf{x}^* . For the deep unfolding-based parameter tuning, we prepare the data $(\mathbf{y}_{(1)}, \mathbf{x}_{(1)}^*), \dots, (\mathbf{y}_{(J)}, \mathbf{x}_{(J)}^*)$ for $(\mathbf{y}, \mathbf{x}^*)$ and train the parameters $\{\sigma_k\}_{k=0,\dots,K-1}$ by minimizing the loss function, where J is the number of data. Specifically, we consider the optimization problem

$$\underset{\{\sigma_k\}_{k=0,\dots,K-1}}{\text{minimize}} \left\{ \sum_{j=1}^J \mathcal{L}(\hat{\mathbf{x}}_{(j)}, \mathbf{x}_{(j)}^*) \right\} \quad (31)$$

and tune the parameter on the basis of the optimization problem in (31).

For the training of the parameters $\{\sigma_k\}_{k=0,\dots,K-1}$, we need to compute the gradient of the loss function with respect to the parameters. The idea of deep unfolding is to regard the iterative algorithm as a deep neural network and to compute the gradient by backpropagation. For example, the signal flow of PnP-ADMM and its unfolded version are shown in Fig. 2. Note that some signal flows are omitted for simplicity. If the denoiser $\mathcal{D}_{\sigma_k}(\cdot)$ is differentiable with respect to σ_k , the gradient of the loss function can also be computed by backpropagation because each iteration of the algorithm can be differentiable.

B. Details of Training

1) *Dataset*: As the training dataset, we use a modified version of the DAVIS dataset [53]. The DAVIS dataset was converted to grayscale videos and downsampled so that the height is 256 pixels. Then, the width was also cut to 256 pixels by taking the central part. For all videos, $N_t = 8$ frames of the video were compressed into a single image. The maximum pixel value of the images is normalized to one. For each observed image, we have added additive Gaussian noise with zero mean and standard deviation of 0.01. For the training data, we use 671 observed images (corresponding to 5,368 unknown frames) in the modified DAVIS dataset. As the test dataset, we use six grayscale videos (kobe, traffic, runner, drop, crash, aerial) [21], which are usually used for the performance evaluation of video SCI algorithms. For the mask M , we use the same mask as the one used in the dataset of the six grayscale videos.

2) *Reparametrization*: Since the noise level parameter σ_k is in the range $[0, 1]$, it is necessary to ensure that σ_k remains within this range. Hence, we use the output of the sigmoid function as σ_k , i.e.,

$$\sigma_k = \frac{1}{1 + e^{-p_k}}, \quad (32)$$

where p_k is the actual trained parameter. For comparison, the number of iterations in PnP-ADMM and PnP-GAP is set to 60. The initial value of p_k in the training is set so that the noise

level parameter σ_k follows the first setting in Section III-C. This means

$$p_0 = \dots = p_{19} = \text{logit}(50/255), \quad (33)$$

$$p_{20} = \dots = p_{39} = \text{logit}(25/255), \quad (34)$$

$$p_{40} = \dots = p_{59} = \text{logit}(12/255), \quad (35)$$

where the logit function $\text{logit}(\sigma) = \log\left(\frac{\sigma}{1-\sigma}\right)$ is the inverse function of the sigmoid function.

3) *Training*: As the optimizer, we use the Adam optimizer [59] with a learning rate of 0.01. To reduce the complexity, we do not use incremental training [51], which is often used to prevent vanishing gradient problem in deep unfolding. The number of iterations is set to $K = 60$, the parameter of ADMM is $\rho = 0.01$, the minibatch size is 5, and the number of epochs is 10. Loss function \mathcal{L} is the mean squared error (MSE) between the estimated video \mathbf{x}^K and the ground-truth video \mathbf{x}^* .

In the experiments, we use FastDVDnet [44] as the denoising method $\mathcal{D}_{\sigma_k}(\cdot)$. Since there are 60 FastDVDnet layers in the unfolded networks, we require huge GPU memory for the usual training. We thus use the checkpointing approach [48], [49] to reduce GPU memory usage. In regular backpropagation calculations, all intermediate results from the forward pass are stored for use in the backward pass. Checkpointing reduces memory usage by storing only selected intermediate results from the forward pass. For the non-stored results, recalculation is performed during the backward pass using the stored intermediate results. Consequently, this approach needs longer training time than the normal approach.

V. SIMULATION RESULTS AND DISCUSSION

In this section, we evaluate the performance of the PnP-based methods with the proposed noise level parameter tuning via computer simulations. The simulation is conducted by using a computer with Intel Core i9-13900, 64GB memory, and NVIDIA RTX A4500. The simulation code is implemented in PyTorch 2.2.

A. Trained Noise Level Parameters and Average Reconstruction Accuracy

We first evaluate the performance of the proposed parameter tuning for PnP-ADMM. Figure 3 shows the noise level parameters $\{\sigma_k\}_{k=0, \dots, K-1}$ obtained by the proposed method via deep unfolding. In the figure, ‘proposed’ represents the noise level parameters obtained by the proposed method. For comparison, we also show the noise level parameters in the first, second, and third setting in Section III-C as ‘conventional (1)’, ‘conventional (2)’, and ‘conventional (3)’, respectively. Note that the noise level parameters in the first setting are the initial values in the training. From Fig. 3, we can see that the noise level parameters change significantly by the training. The trained parameters is not necessarily monotonically decreasing, though the convergence of PnP-ADMM is usually guaranteed for a decreasing sequence of noise level parameters [27], [28], [50]. As shown in later,

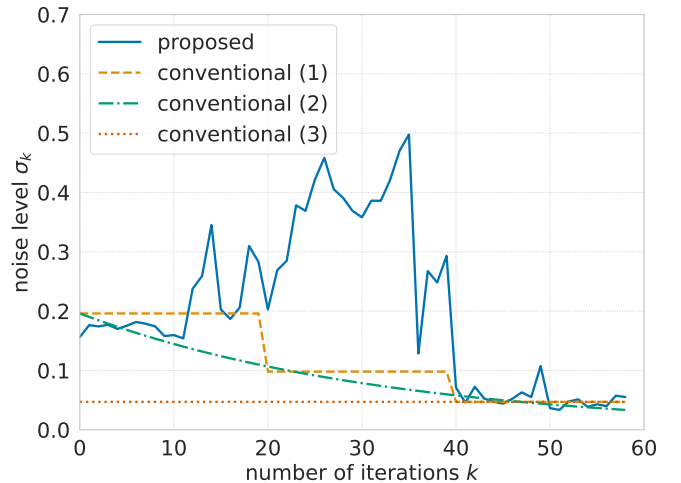


Fig. 3. Noise level parameters in PnP-ADMM.

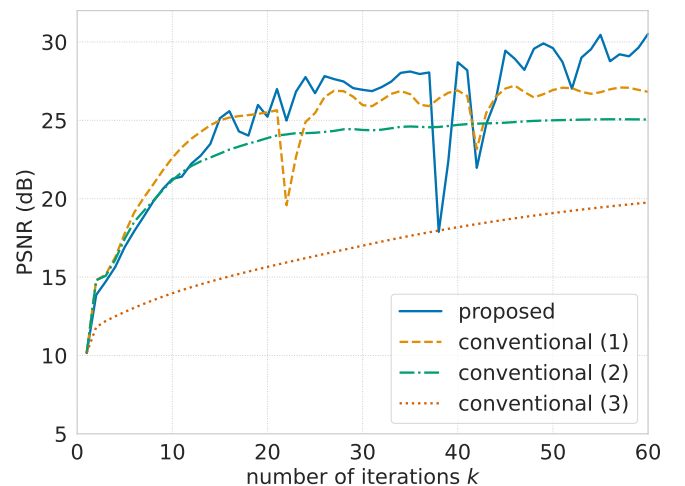


Fig. 4. PSNR of PnP-ADMM with various parameter settings.

however, the proposed noise level parameters can achieve higher reconstruction accuracy than the conventional ones. This result suggests that monotonically decreasing noise level parameters are not necessarily optimal in terms of the final reconstruction accuracy. A similar phenomena to the zigzag behavior of the parameters has also been observed in the training of the TISTA [51], which is a deep unfolding-based method for sparse signal recovery.

Figure 4 shows the reconstruction accuracy of PnP-ADMM for various parameter settings. In the figure, ‘proposed’ represents the peak signal-to-noise ratio (PSNR) of PnP-ADMM with the noise level parameter obtained by the proposed deep unfolding approach. On the other hand, ‘conventional (1)’, ‘conventional (2)’, and ‘conventional (3)’ represent the performance of PnP-ADMM with the noise level parameters in the first, second, and third setting in Section III-C, respectively. The PSNR is calculated by averaging the result over the test data composed of six videos. The standard deviation of the Gaussian measurement noise is 0.01, which is the same in the training. From Fig. 4, we observe that the noise level

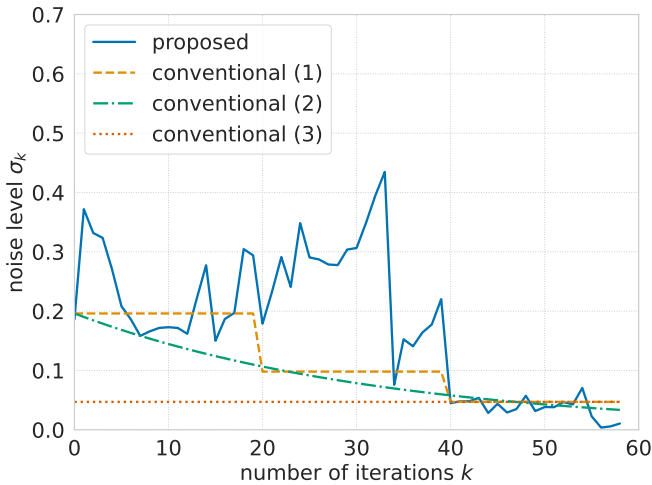


Fig. 5. Noise level parameters in PnP-GAP.

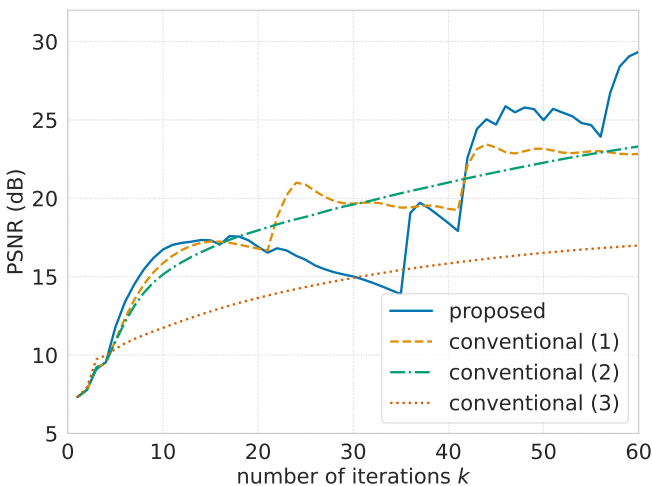


Fig. 6. PSNR of PnP-GAP with various parameter settings.

parameters significantly affect the reconstruction accuracy. We can also see that the proposed parameter tuning can achieve higher reconstruction accuracy than the conventional ones, though the PSNR is not monotonically increasing because of the zig-zag behavior of the noise level parameters.

Next, we evaluate the effectiveness of the proposed approach for PnP-GAP. Figure 5 shows the noise level parameters $\{\sigma_k\}_{k=0, \dots, K-1}$ obtained by the proposed method via deep unfolding for PnP-GAP. As in the case of PnP-ADMM, the noise level parameters change significantly during the training. The resultant noise level parameters are not necessarily monotonically decreasing and the zig-zag behavior is observed. This result suggests that the non-decreasing noise level parameters are better in terms of the final reconstruction accuracy also in the case of PnP-GAP.

Figure 6 shows the reconstruction accuracy of PnP-GAP for various parameter settings. As in the case with PnP-ADMM, the PSNR is calculated by averaging the result over the test data of six grayscale videos. The standard deviation of the Gaussian measurement noise is 0.01. Figure 6 shows

that the proposed parameter tuning can also achieve higher reconstruction accuracy than the conventional ones for PnP-GAP, though the PSNR is not monotonically increasing.

B. Reconstruction Results for Each Video

Figure 7 shows an example of the reconstruction results of PnP-ADMM for `traffic`. The standard deviation of the Gaussian measurement noise is 0.01, which is the same in the training. In the figure, the top row shows the ground-truth, the middle row shows the reconstruction results of conventional first parameter setting in Section III-C, and the bottom row shows the reconstruction results of the proposed parameters. The numbers above the images are the indices of the frames. We can see that the proposed parameter tuning can achieve better reconstruction results than the conventional ones. In particular, although the conventional parameters fail to reconstruct the details of the cars, the proposed parameters can reconstruct the details more clearly.

A possible reason for the performance degradation of the conventional parameters is that the initial value of the algorithm is simply set as $v^0 = \Phi^T y$ for the simple comparison. If we use the initialization with GAP-total variation (GAP-TV) as in [28], the performance of the conventional parameters would be improved. By the proposed approach, however, we can obtain better reconstruction results without such initialization and reduce the computational cost. It should be noted that the proposed parameter tuning can also be combined with such initialization method.

Table I shows the PSNR and SSIM of PnP-ADMM for `kobe`, `traffic`, `runner`, `drop`, `crash`, and `aerial`. Table II shows those of PnP-GAP. The standard deviation of the Gaussian noise is 0.01. From the tables, we can see that the proposed parameter tuning can achieve higher reconstruction accuracy than the conventional ones for each video.

Finally, we evaluate the robustness of the proposed parameter to the standard deviation of the measurement noise. Table III shows the PSNR and SSIM of PnP-ADMM when the standard deviation of the Gaussian measurement noise is 0, i.e., $e = 0$. Table IV shows those of PnP-GAP. Moreover, Tables V and VI shows the performance of PnP-ADMM and PnP-GAP when the standard deviation of the Gaussian measurement noise is 0.02, respectively. From the tables, we can see that the proposed parameter tuning can achieve higher reconstruction accuracy than the conventional ones for most videos, even though the parameter is trained by using the data with the standard deviation of 0.01. This result suggests that the proposed parameter tuning is robust to the change of the standard deviation of the measurement noise.

C. Evaluation for Real Data

Finally, we evaluate the performance of the proposed parameter tuning for real data [23]. Figures 8 and 9 show the reconstruction results of PnP-ADMM for a real video `domino` and `water balloon`, respectively. In the figures, the top row shows the reconstruction results for each frame of conventional first parameter setting in Section III-C, and the bottom row shows the reconstruction results of the proposed




Fig. 7. Reconstruction results of PnP-ADMM for traffic.

TABLE I
PSNR (LEFT ENTRY) AND SSIM (RIGHT ENTRY) OF PNP-ADMM. (NOISY CASE, STANDARD DEVIATION: 0.01)

parameter setting	kobe	traffic	runner	drop	crash	aerial	average
conventional (1)	27.15/0.832	20.01/0.685	30.07/0.798	32.89/0.817	24.21/0.800	26.60/0.791	26.82/0.787
conventional (2)	22.99/0.707	18.50/0.564	28.25/0.779	31.76/0.809	23.77/0.777	25.04/0.756	25.05/0.732
conventional (3)	22.11/0.716	17.39/0.497	24.11/0.734	16.88/0.272	17.55/0.437	20.49/0.647	19.76/0.550
proposed	30.84/0.894	27.16/0.879	32.91/0.889	36.42/0.918	27.65/0.887	28.13/0.858	30.52/0.887

TABLE II
PSNR (LEFT ENTRY) AND SSIM (RIGHT ENTRY) OF PNP-GAP. (NOISY CASE, STANDARD DEVIATION: 0.01)

parameter setting	kobe	traffic	runner	drop	crash	aerial	average
conventional (1)	24.26/0.530	19.06/0.498	23.84/0.414	24.73/0.408	22.03/0.436	23.04/0.439	22.83/0.454
conventional (2)	23.39/0.549	18.72/0.486	25.26/0.502	26.32/0.488	22.74/0.498	23.45/0.486	23.31/0.501
conventional (3)	19.19/0.405	15.23/0.326	20.08/0.351	15.60/0.169	15.74/0.260	16.11/0.312	16.99/0.304
proposed	30.04/0.833	26.45/0.829	31.23/0.803	33.52/0.816	27.15/0.817	27.66/0.788	29.34/0.814

TABLE III
PSNR (LEFT ENTRY) AND SSIM (RIGHT ENTRY) OF PNP-ADMM. (NOISELESS CASE)

parameter setting	kobe	traffic	runner	drop	crash	aerial	average
conventional (1)	29.99/0.929	23.01/0.867	34.53/0.950	41.90/0.989	25.26/0.900	27.41/0.875	30.35/0.918
conventional (2)	25.35/0.859	19.75/0.742	31.91/0.924	39.35/0.976	24.45/0.873	25.91/0.857	27.79/0.872
conventional (3)	22.41/0.796	17.59/0.572	24.06/0.847	16.89/0.283	17.63/0.477	20.50/0.697	19.85/0.612
proposed	32.40/0.939	28.47/0.931	35.49/0.949	41.34/0.983	28.07/0.924	28.50/0.878	32.38/0.934

TABLE IV
PSNR (LEFT ENTRY) AND SSIM (RIGHT ENTRY) OF PNP-GAP. (NOISELESS CASE)

parameter setting	kobe	traffic	runner	drop	crash	aerial	average
conventional (1)	26.37/0.647	21.26/0.642	26.88/0.575	27.94/0.564	23.40/0.558	24.01/0.524	24.97/0.585
conventional (2)	25.62/0.676	20.33/0.632	27.72/0.616	28.02/0.571	23.56/0.590	24.47/0.570	24.95/0.609
conventional (3)	19.49/0.490	15.36/0.370	20.43/0.488	15.69/0.187	15.83/0.293	16.25/0.379	17.18/0.368
proposed	32.08/0.920	28.08/0.915	34.34/0.918	38.01/0.926	27.66/0.878	28.13/0.835	31.38/0.899

TABLE V
PSNR (LEFT ENTRY) AND SSIM (RIGHT ENTRY) OF PnP-ADMM. (NOISY CASE, STANDARD DEVIATION: 0.02)

parameter setting	kobe	traffic	runner	drop	crash	aerial	average
conventional (1)	23.30/0.615	17.99/0.470	25.51/0.615	27.99/0.636	23.04/0.665	24.74/0.653	23.76/0.609
conventional (2)	20.69/0.487	17.71/0.440	24.05/0.559	27.13/0.606	22.81/0.635	23.59/0.590	22.66/0.553
conventional (3)	21.06/0.535	16.78/0.411	22.95/0.559	16.74/0.246	17.34/0.368	20.26/0.552	19.19/0.445
proposed	28.22/0.782	24.53/0.746	29.28/0.738	31.33/0.749	26.68/0.791	27.16/0.766	27.87/0.762

TABLE VI
PSNR (LEFT ENTRY) AND SSIM (RIGHT ENTRY) OF PnP-GAP. (NOISY CASE, STANDARD DEVIATION: 0.02)

parameter setting	kobe	traffic	runner	drop	crash	aerial	average
conventional (1)	21.76/0.428	17.56/0.382	22.43/0.370	23.73/0.371	21.29/0.392	22.16/0.394	21.49/0.389
conventional (2)	20.88/0.403	17.73/0.396	22.74/0.407	24.28/0.412	21.92/0.439	22.52/0.424	21.68/0.414
conventional (3)	18.75/0.343	14.80/0.282	19.27/0.300	15.38/0.156	15.55/0.232	15.98/0.291	16.62/0.267
proposed	27.39/0.712	23.85/0.702	27.92/0.650	29.16/0.649	26.00/0.696	26.46/0.671	26.80/0.680




Fig. 8. Reconstruction results of PnP-ADMM for real data `domino` ($N_t = 10$).

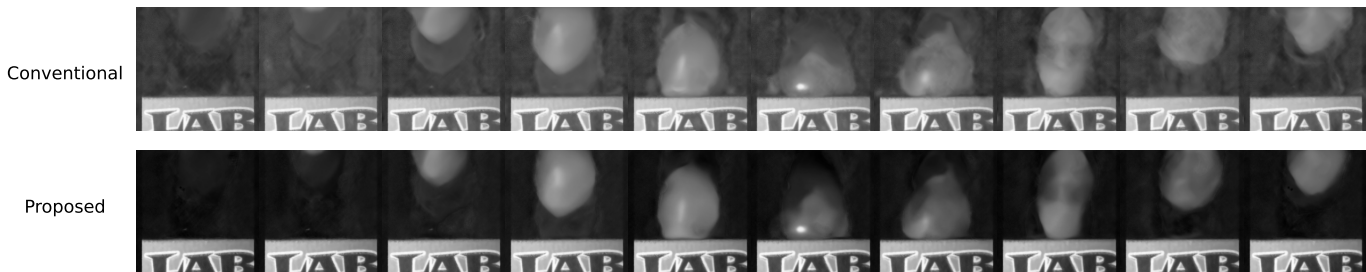


Fig. 9. Reconstruction results of PnP-ADMM for real data `water balloon` ($N_t = 10$).

parameters. In the experiments, $N_t = 10$ frames of the video are reconstructed from a single compressed image. To obtain better reconstruction results, we use the initialization with GAP-TV for the real data. From Figs. 8 and 9, we can see that the proposed parameter tuning can achieve better reconstruction results than the conventional ones for real data, even though the parameter is trained by using the synthetic data. However, since there are still some artifacts in the reconstruction results (e.g., the latter frames in the `domino` video), further improvement would be required for the real data. One possible approach is to use the joint denoising strategy [23], where the weighted sum of multiple denoiser is use in the denoising process. Although we do not focus on the joint denoising strategy in this paper, the proposed parameter tuning can also be combined with the strategy.

VI. CONCLUSION

In this study, we have focused on the design of the noise level parameters $\{\sigma_k\}_{k=0,\dots,K-1}$ in the PnP-based video SCI

algorithms. We have proposed the data-driven tuning on the basis of the deep unfolding approach. In the proposed method, we prepare the dataset for the video SCI and train the parameters $\{\sigma_k\}_{k=0,\dots,K-1}$ by minimizing the loss function. The simulation results show that the proposed noise level parameter can achieve higher reconstruction accuracy than the conventional ones. Moreover, since the parameters trained on noisy data can achieve good performance even on noiseless data, they demonstrate robustness to measurement noise. Since the performance improvement is obtained by the choice of the noise level parameters only, our results demonstrate the importance of the parameter tuning in PnP-based video SCI.

Future work includes the training of other parameters like ρ in PnP-ADMM, examination of the robustness to the mask, and extension for the reconstruction of color videos. The integration of the proposed parameter tuning with other SCI reconstruction methods is also an interesting topic for further development of SCI.

REFERENCES

- [1] X. Yuan, D. J. Brady, and A. K. Katsaggelos, "Snapshot compressive imaging: Theory, algorithms, and applications," *IEEE Signal Process. Mag.*, vol. 38, no. 2, pp. 65–88, Mar. 2021.
- [2] Y. Hitomi, J. Gu, M. Gupta, T. Mitsunaga, and S. K. Nayar, "Video from a single coded exposure photograph using a learned over-complete dictionary," in *2011 International Conference on Computer Vision*. IEEE, Nov. 2011, pp. 287–294.
- [3] D. Reddy, A. Veeraraghavan, and R. Chellappa, "P2C2: Programmable pixel compressive camera for high speed imaging," in *2011 IEEE/CVF Conference on Computer Vision and Pattern Recognition (CVPR)*. IEEE, Jun. 2011, pp. 329–336.
- [4] P. Llull, X. Liao, X. Yuan, J. Yang, D. Kittle, L. Carin, G. Sapiro, and D. J. Brady, "Coded aperture compressive temporal imaging," *Opt. Express*, vol. 21, no. 9, pp. 10526–10545, May 2013.
- [5] L. Gao, J. Liang, C. Li, and L. V. Wang, "Single-shot compressed ultrafast photography at one hundred billion frames per second," *Nature*, vol. 516, no. 7529, pp. 74–77, Dec. 2014.
- [6] M. E. Gehm, R. John, D. J. Brady, R. M. Willett, and T. J. Schulz, "Single-shot compressive spectral imaging with a dual-disperser architecture," *Opt. Express*, vol. 15, no. 21, pp. 14013–14027, Oct. 2007.
- [7] A. Wagadarikar, R. John, R. Willett, and D. Brady, "Single disperser design for coded aperture snapshot spectral imaging," *Appl. Opt.*, vol. 47, no. 10, pp. B44–51, Apr. 2008.
- [8] A. A. Wagadarikar, N. P. Pitsianis, X. Sun, and D. J. Brady, "Video rate spectral imaging using a coded aperture snapshot spectral imager," *Opt. Express*, vol. 17, no. 8, pp. 6368–6388, Apr. 2009.
- [9] X. Lin, Y. Liu, J. Wu, and Q. Dai, "Spatial-spectral encoded compressive hyperspectral imaging," *ACM Trans. Graph.*, vol. 33, no. 6, pp. 1–11, Nov. 2014.
- [10] X. Yuan, T.-H. Tsai, R. Zhu, P. Llull, D. Brady, and L. Carin, "Compressive hyperspectral imaging with side information," *IEEE J. Sel. Top. Signal Process.*, vol. 9, no. 6, pp. 964–976, Sep. 2015.
- [11] Q. Pian, R. Yao, N. Sinsuebphon, and X. Intes, "Compressive hyperspectral time-resolved wide-field fluorescence lifetime imaging," *Nat. Photonics*, vol. 11, pp. 411–414, Jun. 2017.
- [12] D. J. Brady, K. Choi, D. L. Marks, R. Horisaki, and S. Lim, "Compressive holography," *Opt. Express*, vol. 17, no. 15, pp. 13040–13049, Jul. 2009.
- [13] W. Zhang, L. Cao, D. J. Brady, H. Zhang, J. Cang, H. Zhang, and G. Jin, "Twin-Image-Free holography: A compressive sensing approach," *Phys. Rev. Lett.*, vol. 121, no. 9, p. 093902, Aug. 2018.
- [14] Z. Wang, L. Spinoulas, K. He, L. Tian, O. Cossairt, A. K. Katsaggelos, and H. Chen, "Compressive holographic video," *Opt. Express*, vol. 25, no. 1, pp. 250–262, Jan. 2017.
- [15] P. Llull, X. Yuan, L. Carin, and D. J. Brady, "Image translation for single-shot focal tomography," *Optica*, vol. 2, no. 9, pp. 822–825, 2015.
- [16] Y. Sun, X. Yuan, and S. Pang, "Compressive high-speed stereo imaging," *Opt. Express*, vol. 25, no. 15, pp. 18182–18190, Jul. 2017.
- [17] T.-H. Tsai, X. Yuan, and D. J. Brady, "Spatial light modulator based color polarization imaging," *Opt. Express*, vol. 23, no. 9, pp. 11912–11926, May 2015.
- [18] J. M. Bioucas-Dias and M. A. T. Figueiredo, "A new twist: two-step iterative shrinkage/thresholding algorithms for image restoration," *IEEE Trans. Image Process.*, vol. 16, no. 12, pp. 2992–3004, Dec. 2007.
- [19] J. Yang, X. Yuan, X. Liao, P. Llull, D. J. Brady, G. Sapiro, and L. Carin, "Video compressive sensing using gaussian mixture models," *IEEE Trans. Image Process.*, vol. 23, no. 11, pp. 4863–4878, Nov. 2014.
- [20] X. Yuan, "Generalized alternating projection based total variation minimization for compressive sensing," in *2016 IEEE International Conference on Image Processing (ICIP)*. IEEE, Sep. 2016, pp. 2539–2543.
- [21] Y. Liu, X. Yuan, J. Suo, D. J. Brady, and Q. Dai, "Rank minimization for snapshot compressive imaging," *IEEE Trans. Pattern Anal. Mach. Intell.*, vol. 41, no. 12, pp. 2990–3006, Dec. 2019.
- [22] P. Yang, L. Kong, X.-Y. Liu, X. Yuan, and G. Chen, "Shearlet enhanced snapshot compressive imaging," *IEEE Trans. Image Process.*, May 2020.
- [23] M. Qiao, Z. Meng, J. Ma, and X. Yuan, "Deep learning for video compressive sensing," *APL Photonics*, vol. 5, no. 3, Mar. 2020.
- [24] Z. Cheng, B. Chen, G. Liu, H. Zhang, R. Lu, Z. Wang, and X. Yuan, "Memory-Efficient network for large-scale video compressive sensing," in *2021 IEEE/CVF Conference on Computer Vision and Pattern Recognition (CVPR)*. IEEE, Jun. 2021, pp. 16241–16250.
- [25] Z. Cheng, B. Chen, R. Lu, Z. Wang, H. Zhang, Z. Meng, and X. Yuan, "Recurrent neural networks for snapshot compressive imaging," *IEEE Trans. Pattern Anal. Mach. Intell.*, vol. 45, no. 2, pp. 2264–2281, Feb. 2023.
- [26] Y.-C. Miao, X.-L. Zhao, J.-L. Wang, X. Fu, and Y. Wang, "Snapshot compressive imaging using Domain-Factorized deep video prior," *IEEE Transactions on Computational Imaging*, vol. 10, pp. 93–102, 2024.
- [27] X. Yuan, Y. Liu, J. Suo, and Q. Dai, "Plug-and-Play algorithms for Large-Scale snapshot compressive imaging," in *2020 IEEE/CVF Conference on Computer Vision and Pattern Recognition (CVPR)*. IEEE, Jun. 2020, pp. 1444–1454.
- [28] X. Yuan, Y. Liu, J. Suo, F. Durand, and Q. Dai, "Plug-and-Play algorithms for video snapshot compressive imaging," *IEEE Trans. Pattern Anal. Mach. Intell.*, vol. 44, no. 10, pp. 7093–7111, Oct. 2022.
- [29] Z. Wu, C. Yang, X. Su, and X. Yuan, "Adaptive deep PnP algorithm for video snapshot compressive imaging," *Int. J. Comput. Vis.*, vol. 131, no. 7, pp. 1662–1679, Jul. 2023.
- [30] Z. Meng, X. Yuan, and S. Jalali, "Deep unfolding for snapshot compressive imaging," *Int. J. Comput. Vis.*, vol. 131, no. 11, pp. 2933–2958, Nov. 2023.
- [31] X. Liu, Z. Chen, C. Zhu, and Y. Liu, "GAPMSF-Net: Generalized alternating projection with Multi-Stage fusion network for snapshot compressive imaging," *IEEE Transactions on Computational Imaging*, vol. 9, pp. 760–768, 2023.
- [32] Y. Zhao, S. Zheng, and X. Yuan, "Deep equilibrium models for snapshot compressive imaging," in *AAAI Conference on Artificial Intelligence*, vol. 37, Jun. 2023, pp. 3642–3650.
- [33] X. Ma, X. Yuan, and G. R. Arce, "High resolution LED-Based snapshot compressive spectral video imaging with deep neural networks," *IEEE Transactions on Computational Imaging*, vol. 9, pp. 869–880, 2023.
- [34] B. Shi, Y. Wang, and D. Li, "Provable general bounded denoisers for snapshot compressive imaging with convergence guarantee," *IEEE Transactions on Computational Imaging*, vol. 9, pp. 55–69, 2023.
- [35] B. Shi, D. Li, Y. Wang, Y. Su, and Q. Lian, "Provable deep video denoiser using spatial-temporal information for video snapshot compressive imaging: Algorithm and convergence analysis," *Signal Processing*, vol. 214, p. 109236, Jan. 2024.
- [36] S. V. Venkatakrishnan, C. A. Bouman, and B. Wohlberg, "Plug-and-Play priors for model based reconstruction," in *2013 IEEE Global Conference on Signal and Information Processing*. IEEE, Dec. 2013, pp. 945–948.
- [37] U. S. Kamilov, C. A. Bouman, G. T. Buzzard, and B. Wohlberg, "Plug-and-Play methods for integrating physical and learned models in computational imaging: Theory, algorithms, and applications," *IEEE Signal Process. Mag.*, vol. 40, no. 1, pp. 85–97, Jan. 2023.
- [38] X. Liao, H. Li, and L. Carin, "Generalized alternating projection for weighted- l_1 minimization with applications to Model-Based compressive sensing," *SIAM J. Imaging Sci.*, vol. 7, no. 2, pp. 797–823, Jan. 2014.
- [39] D. Gabay and B. Mercier, "A dual algorithm for the solution of nonlinear variational problems via finite element approximation," *Comput. Math. Appl.*, vol. 2, no. 1, pp. 17–40, Jan. 1976.
- [40] J. Eckstein and D. P. Bertsekas, "On the Douglas—Rachford splitting method and the proximal point algorithm for maximal monotone operators," *Math. Program.*, vol. 55, no. 1-3, pp. 293–318, Apr. 1992.
- [41] P. L. Combettes and J.-C. Pesquet, "Proximal splitting methods in signal processing," in *Fixed-Point Algorithms for Inverse Problems in Science and Engineering*. Springer New York, 2011, pp. 185–212.
- [42] S. Boyd, N. Parikh, E. Chu, B. Peleato, and J. Eckstein, "Distributed optimization and statistical learning via the alternating direction method of multipliers," *Found. Trends Mach. Learn.*, vol. 3, no. 1, pp. 1–122, Jan. 2011.
- [43] K. Zhang, W. Zuo, and L. Zhang, "FFDNet: Toward a fast and flexible solution for CNN based image denoising," *IEEE Trans. Image Process.*, May 2018.
- [44] M. Tassano, J. Delon, and T. Veit, "FastDVDnet: Towards Real-Time deep video denoising without flow estimation," in *2020 IEEE/CVF Conference on Computer Vision and Pattern Recognition (CVPR)*. IEEE, Jun. 2020, pp. 1351–1360.
- [45] K. Gregor and Y. LeCun, "Learning fast approximations of sparse coding," in *Proceedings of the 27th International Conference on International Conference on Machine Learning*, ser. ICML'10. Madison, WI, USA: Omnipress, Jun. 2010, pp. 399–406.
- [46] A. Balatsoukas-Stimming and C. Studer, "Deep unfolding for communications systems: A survey and some new directions," in *2019 IEEE International Workshop on Signal Processing Systems (SiPS)*. IEEE, Oct. 2019, pp. 266–271.
- [47] V. Monga, Y. Li, and Y. C. Eldar, "Algorithm unrolling: Interpretable, efficient deep learning for signal and image processing," *IEEE Signal Process. Mag.*, vol. 38, no. 2, pp. 18–44, Mar. 2021.
- [48] T. Chen, B. Xu, C. Zhang, and C. Guestrin, "Training deep nets with sublinear memory cost," *arXiv [cs.LG]*, Apr. 2016.

- [49] A. Gruslys, R. Munos, I. Danihelka, M. Lanctot, and A. Graves, "Memory-efficient backpropagation through time," *Adv. Neural Inf. Process. Syst.*, pp. 4125–4133, Jun. 2016.
- [50] S. H. Chan, X. Wang, and O. A. Elgandy, "Plug-and-Play ADMM for image restoration: Fixed-Point convergence and applications," *IEEE Transactions on Computational Imaging*, vol. 3, no. 1, pp. 84–98, Mar. 2017.
- [51] D. Ito, S. Takabe, and T. Wadayama, "Trainable ISTA for sparse signal recovery," *IEEE Trans. Signal Process.*, vol. 67, no. 12, pp. 3113–3125, Jun. 2019.
- [52] S. Takabe, M. Imanishi, T. Wadayama, R. Hayakawa, and K. Hayashi, "Trainable projected gradient detector for massive overloaded MIMO channels: Data-Driven tuning approach," *IEEE Access*, vol. 7, pp. 93 326–93 338, 2019.
- [53] J. Pont-Tuset, F. Perazzi, S. Caelles, P. Arbeláez, A. Sorkine-Hornung, and L. Van Gool, "The 2017 DAVIS challenge on video object segmentation," *arXiv [cs.CV]*, Apr. 2017.
- [54] Y. Yang, J. Sun, H. Li, and Z. Xu, "Deep ADMM-Net for compressive sensing MRI," in *Proceedings of the 30th International Conference on Neural Information Processing Systems*, ser. NIPS'16. Red Hook, NY, USA: Curran Associates Inc., Dec. 2016, pp. 10–18.
- [55] J. Adler and O. Oktem, "Learned Primal-Dual reconstruction," *IEEE Trans. Med. Imaging*, vol. 37, no. 6, pp. 1322–1332, Jun. 2018.
- [56] T. Wadayama and S. Takabe, "Deep Learning-Aided trainable projected gradient decoding for LDPC codes," in *2019 IEEE International Symposium on Information Theory (ISIT)*. IEEE, Jul. 2019, pp. 2444–2448.
- [57] Y. Li, M. Tofighi, J. Geng, V. Monga, and Y. C. Eldar, "Efficient and interpretable deep blind image deblurring via algorithm unrolling," *IEEE Transactions on Computational Imaging*, vol. 6, pp. 666–681, 2020.
- [58] M. Nagahama, K. Yamada, Y. Tanaka, S. H. Chan, and Y. C. Eldar, "Graph signal restoration using nested deep algorithm unrolling," *IEEE Trans. Signal Process.*, vol. 70, pp. 3296–3311, 2022.
- [59] D. P. Kingma and J. Ba, "Adam: A method for stochastic optimization," *arXiv [cs.LG]*, Dec. 2014.

PLACE
PHOTO
HERE

Youji Iguni (Member, IEEE) received the B.E. and M.E. degrees from Kyoto University, Kyoto, Japan, in 1982 and 1984, respectively, and the D.E. degree from Kyoto University in 1989. He was an Assistant Professor with Kyoto University from 1984 to 1995, and an Associate Professor with Osaka University, Osaka, Japan. Since 2003, he has been a Professor with Osaka University. His research interest includes signals and systems analysis.

PLACE
PHOTO
HERE

Takashi Matsuda received the bachelor's degree and master's degree in engineering from Osaka University in 2021 and 2023, respectively. His research interests include snapshot compressive imaging and deep unfolding.

PLACE
PHOTO
HERE

Ryo Hayakawa (Member, IEEE) received the bachelor's degree in engineering, master's degree in informatics, and Ph.D. degree in informatics from Kyoto University in 2015, 2017, and 2020, respectively. He was a Research Fellow (DC1) of the Japan Society for the Promotion of Science (JSPS) from 2017 to 2020, and an Assistant Professor at Osaka University from 2020 to 2023. From 2023, he is an Associate Professor at Institute of Engineering, Tokyo University of Agriculture and Technology. From 2023, he is an Associate Editor of IEICE

Transactions on Fundamentals of Electronics, Communications and Computer Sciences. He received the 33rd Telecom System Technology Student Award, APSIPA ASC 2019 Best Special Session Paper Nomination Award, and the 16th IEEE Kansai Section Student Paper Award. His research interests include signal processing and mathematical optimization. He is a member of IEEE and IEICE.