

# LUT-boosted CDR and Equalization for Burst-mode 50/100 Gbit/s Bandwidth-limited Flexible PON

Yanlu Huang<sup>(1)</sup>, Liyan Wu<sup>(1)</sup>, Shangya Han<sup>(1)</sup>, Kai Jin<sup>(1)</sup>, Kun Xu<sup>(1)</sup>, Yanni Ou<sup>(1)\*</sup>

<sup>(1)</sup> State Key Laboratory of Information Photonics and Optical Communications, Beijing University of Posts and Telecommunications, Beijing 100876, China, [\\*yanni.ou@bupt.edu.cn](mailto:yanni.ou@bupt.edu.cn)

**Abstract** We proposed and experimentally demonstrated a look-up table boosted fast CDR and equalization scheme for the burst-mode 50/100 Gbps bandwidth-limited flexible PON, requiring no preamble for convergence and achieved the same bit error rate performance as in the case of long preambles. ©2024 The Author(s)

## Introduction

ITU-T has recently published the recommendation for passive optical networks (PON) using the fixed NRZ modulation format [1]. To further extend the network capacity while also yielding the legacy ITU-T PON power budget requirements, flexible PON technologies (FLCS-PON) were proposed to provide ONUs with flexible modulation formats, coding and digital signal processing (DSP) options to better accommodate various channel conditions [2-5]. However, these works focused mainly on downstream (DS), while upstream (US) transmission has not yet been well considered. In contrast to the TDM-PON DS, the US transmission has more challenges in the burst-mode receiver (BMRX) design in the OLT. These challenges are mainly from the more stringent requirements in the faster adaptations and re-configurations of clock data recovery (CDR) and compensation for bursts consisting of flexible modulation formats. Considering the bandwidth-limitation nature of the flexible PON, the detailed challenges of the US signal reception include the following aspects.

First, inter-symbol interference (ISI) caused by bandwidth limitation and dispersion will result in severe signal distortions, requiring the signal recovery scheme to be trained with larger and longer training data. Several neural network methods were reported to address such a recovery issue, however, their substantial overhead costs challenge the implementation since the bursts could be as short as few tens of bytes [6-8]. In addition, each burst in the flexible PON can carry different modulation formats, requiring a fast re-configuration of the corresponding tap coefficients. A pre-calculated method has been proposed to achieve rapid convergence [9,10], while its application in the flexible PON US has not yet been verified. Apart from the signal recovery, quick CDR designing in BMRX is another challenge, as the bursts arriving at OLT have different powers and phases. Such a variety greatly increases the difficulties in achieving the CDR fast locking. The transmitter-side clock phase caching

was proposed to address the fast lock difficulty [7]. However, it is not efficient to be applied in the PON scenarios as it requires the measured phase values to be exchanged between ONUs and OLT, increasing the complexity and latency.

Therefore, in this paper, based on the pre-calculated concept, we proposed a look-up table (LUT) boosted fast CDR and equalization scheme in the BMRX design to achieve the fast CDR and equalization, together with the low-complexity implementation as the phase values do not need be exchanged between ONUs and OLT. To achieve instantaneous recovery, we have trained the CDR and equalizer under different distances and losses to emulate typical PON conditions on the testbed. By employing O-band 25G-class optics, we have experimentally shown that the proposed methods operate effectively without requiring preambles to support convergence of the CDR and equalization, while suffering no BER penalty compared to traditional long preamble cases. Moreover, we have achieved a power budget of 33 dB for 50 Gbit/s NRZ and 25 dB for 100 Gbit/s PAM4, aligning with the ITU-T bidirectional point-to-point access networks (BiDi) budget class B (25 dB) [12] at BER of  $3.8 \times 10^{-3}$ .

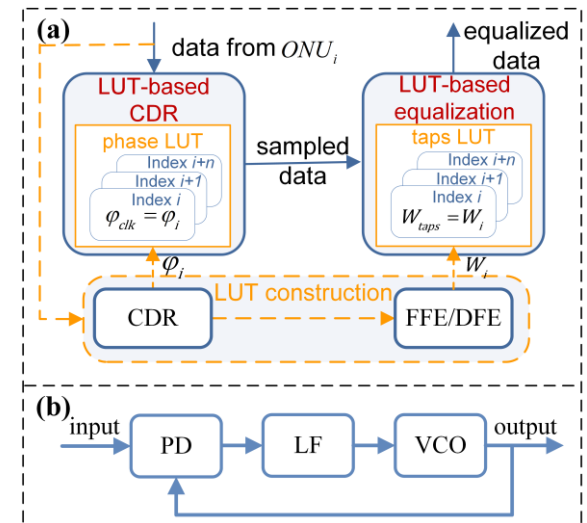
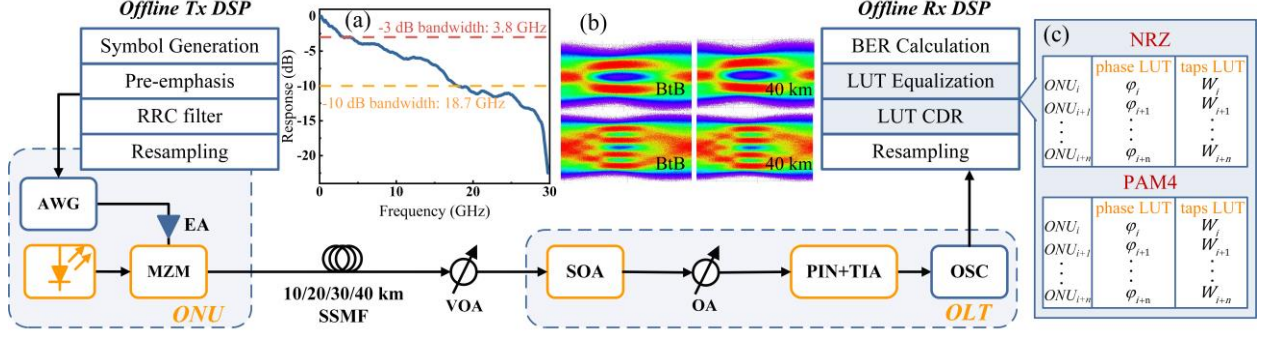


Fig. 1: The architecture of (a) the proposed LUT-based CDR and equalization scheme, (b) the commonly adopted CDR module.



**Fig. 2:** Experiment setup with insets (a) system response, (b) eye diagrams of the received signals with pre-emphasis before and after 40 km SSMF, (c) constructed LUTs.

### Principle: LUT-boosted CDR and equalization

The architecture of our proposed CDR and equalization schemes as well as the composition of CDR are shown in Fig. 1. In our implementation, we consider signals with different optical powers to emulate the signals sent from different ONUs, as the optical power is almost linearly related to the distance between ONUs and OLT. To emulate the phase of the signals from different ONUs, Eq. (1) is applied. Assuming that ONUs employing identical modulation formats have the same launch power, and the optical powers of the signals received by the OLT from  $ONU_0$  and  $ONU_i$  are denoted as  $ROP_0$  and  $ROP_i$  respectively, then the phase difference between  $ONU_0$  and  $ONU_i$  can be calculated by Eq. (1).

$$\tau_i = \frac{|ROP_0 - ROP_i|}{\alpha v} \cdot \text{BaudRate} \quad (1)$$

, where  $\alpha$  is an average attenuation of 0.33 dB/km at 1310 nm, and  $v$  is the propagation velocity of the signal in fiber equals  $2 \times 10^8$  m/s. Therefore, we can emulate the phase of US signal by  $\tau_i$ . After that, the signal can be fed into the CDR for sampling at the optimal point. In this work, we adopted a common feedback control CDR structure, as shown in Fig. 1 (b). The CDR takes a long time to lock when the initial timing phase is far from the optimal sampling point. Therefore, we proposed a LUT-based CDR to reduce the locking time.

The construction process of LUT and the signal processing flow based on the proposed scheme are illustrated in Fig. 1 (a). At the beginning, each ONU sends a signal to the OLT, the CDR in OLT then measures and saves the phase offset to construct the phase LUT. Then, the data output from the CDR is fed into the feedforward and decision feedback equalizer (FFE/DFE). After the equalizer convergence, the tap coefficients are stored in the taps LUT. After both LUTs (phase LUT and taps LUT) are constructed, they can be applied to all ONUs. Before the signal from one ONU arrives next time, the receiver alters the clock phase and tap coefficients according to the LUT to match the phase offset of the upcoming signal and the channel condition of the

ONU, thereby recovering the signal in a shorter iteration.

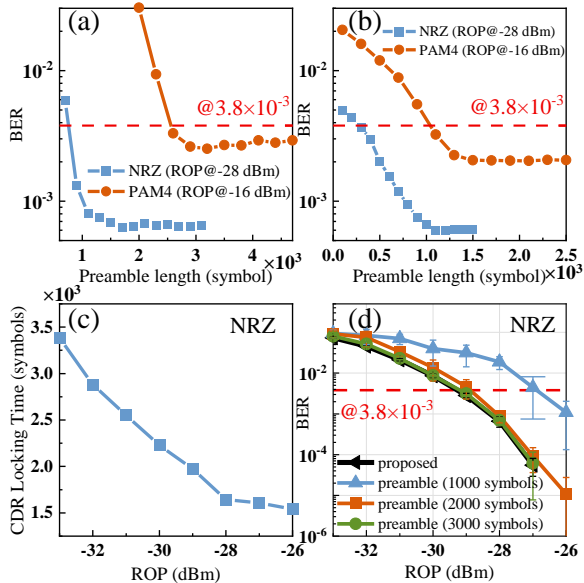
### Experimental setup and results analysis

We evaluated the performance of the proposed LUT-based scheme on the 50 Gbit/s NRZ and 100 Gbit/s PAM4 links. The corresponding experimental setup and DSP procedures are shown in Fig. 2. At the ONU side, a 1310.42 nm laser was employed to generate the optical carrier. The data were generated offline using PRBS<sup>15</sup>. Pre-emphasis of the transmitted signals are performed for both NRZ and PAM4 at the transmitter side. For NRZ, a 5-tap FFE with a 1-tap DFE combination (5FFE&1DFE) is used, while for PAM4, 9FFE&3DFE is used. After applying a root-raised-cosine filter (roll-off factor=0.1), the shaped signal is resampled and fed into the arbitrary waveform generator (AWG) at a sampling rate of 93.4 GSa/s. The generated signal is then amplified and loaded onto a 30 GHz bandwidth Mach-Zehnder modulator (MZM). The output optical powers of the MZM for transmitting NRZ and PAM4 are set to around 4 dBm and 8 dBm. The optical signals are transmitted through 10, 20, 30, and 40 km SSMF, emulating the typical distances in PON. At the OLT side, a variable optical attenuator (VOA) is applied to adjust the received optical power (ROP), and a 20 GHz bandwidth integrated PIN+TIA with an SOA preamplifier is employed to detect the optical signal. The optical attenuator (OA) behind the SOA is used to prevent the amplified optical power from exceeding the threshold of the PIN. Then, the signal is captured by an oscilloscope at a sampling rate of 80 GSa/s and processed by the corresponding DSP, including resampling, LUT-based CDR, LUT-based equalization and BER calculation sequentially. The constructed phase LUT for CDR and the taps LUT for equalization are shown in Fig. 2 (c). These LUTs enable the CDR and equalizer to retrieve the corresponding initial phase and tap coefficients for ONUs with different modulation formats. For LUT-based equalization in NRZ, 15FFE&3DFE is used, while for PAM4, 31FFE&3DFE is used. The 3-dB bandwidth and 10-dB bandwidth of the whole optical back-to-back system are 3.8 GHz and 18.7 GHz, as

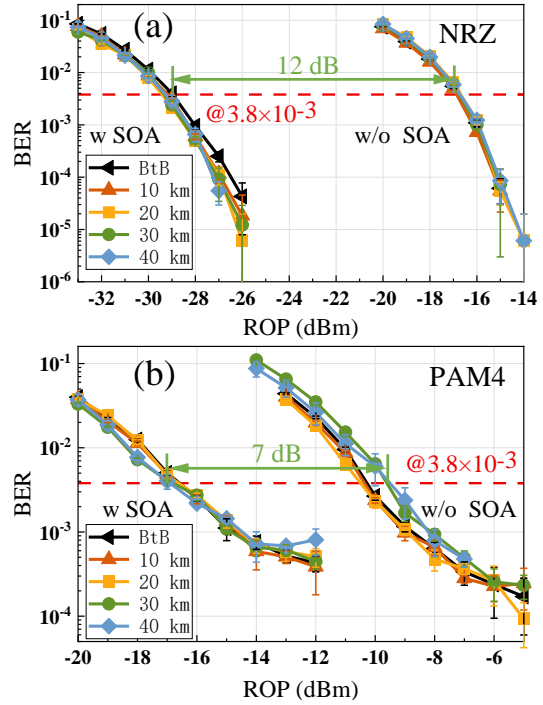
shown in Fig 2. (a). The eye diagrams of the received signals with pre-emphasis before and after 40 km transmission are in Fig. 2 (b). The ROP is -28 dBm for NRZ and -16 dBm for PAM4. It can be seen that the signal is distorted by ISI due to the strict bandwidth limitation, while the impact of chromatic dispersion (CD) is less obvious as the dispersion at 1310 nm is relatively small.

To clearly understand the benefits of the proposed LUT-based scheme at the receiver, we investigate the BER performance for various preamble lengths. The timing phase of the CDR is initially set to 0.5 unit interval (UI) from the optimal sample point to emulate the extreme mismatched conditions. As Fig. 3 (a) shows, after 40 km transmission and without employing any LUT, a minimum preamble length of 1500 symbols was required for NRZ at a ROP of -28 dBm, while a minimum preamble length of 2900 symbols was required for PAM4 at a ROP of -16 dBm. Fig. 3 (b) shows a reduced preamble length can be adopted to achieve the same BER since no preamble is required for the equalization convergence when using taps LUT.

To further shortening the preamble, the LUT-based CDR can be employed. In this paper, convergence is declared when the phase error of 200 consecutive symbols is less than 0.04 UI. Fig. 3 (c) shows that after 40 km transmission of NRZ, the CDR takes a long time to converge when the phase LUT is not used. As shown in Fig. 3 (d), the BER degrades with shorter preambles since the time for the CDR and equalizer to converge is limited. Compared to the long preamble case, the LUT-based scheme without the preamble shows no BER penalty, as the CDR and equalizer converge instantaneously at the beginning.



**Fig. 3:** Performance after 40 km SSMF. (a) BER vs. preamble length without LUT, (b) BER vs. preamble length with taps LUT, (c) CDR locking time of NRZ vs. ROP without phase LUT, (d) BER of NRZ vs. ROP under different preamble lengths.



**Fig. 4:** BER performance of proposed scheme over 10, 20, 30, and 40 km SSMF transmission. (a) NRZ, (b) PAM4.

To verify the efficiency of the proposed scheme under different transmission distances and losses, we measured the BER performance versus ROP, as shown in Fig. 4. The transmission distances include 10, 20, 30, and 40 km. By employing the SOA as a preamplifier for integrated PIN+TIA, the receiver sensitivity at the hard-decision forward error correction (HD-FEC) threshold ( $3.8 \times 10^{-3}$ ) is -29 dBm for NRZ and -17 dBm for PAM4. For NRZ, around 12 dB power budget improvement can be achieved by using SOA, resulting in 33 dB power budget. For PAM4, around 7 dB power budget improvement is achieved by using SOA, resulting in 25 dB power budget.

## Conclusion

We proposed and experimentally demonstrated O-band 50 Gb/s NRZ and 100 Gb/s PAM4 flexible PON transmission in US direction with DSP based on LUT-boosted CDR and equalization, which enables the receiver with fast recovery of the signals. The performances of the proposed scheme under 10, 20, 30, and 40 km transmission are experimentally verified, the results show that by employing the proposed scheme, which does not require preambles to converge, the same BER performance as with long preambles can be achieved. Moreover, the proposed scheme successfully achieved power budgets of 33 dB for NRZ and 25 dB for PAM4 at the HD-FEC threshold of  $3.8 \times 10^{-3}$  using 25G-class optics, satisfying with the ITU-T BiDi budget class B of 25 dB.

## Acknowledgements

This work is supported by Fundamental Research Funds for the Central Universities (Grant No. 2023RC50).

## References

- [1] Recommendation ITU-T G.9804.3, "50-Gigabit-capable passive optical networks (50G-PON) : Physical media dependent (PMD) layer specification", 2021 <https://www.itu.int/rec/T-REC-G.9804.3/en>
- [2] R. Borkowski, M. Straub, Y. Ou, Y. Lefevre, Ž. L. Jelić, W. Lanneer, N. Kaneda, A. Mahadevan, V. Hückstädt, D. van Veen, V. Houtsma, W. Coomans, R. Bonk, and J. Maes, "FLCS-PON—A 100 Gbit/s flexible passive optical network: Concepts and field trial," *Journal of Lightwave Technology*, vol. 39, no. 16, pp. 5314-5324, 2021. DOI: [10.1109/JLT.2021.3102383](https://doi.org/10.1109/JLT.2021.3102383)
- [3] D. van Veen and V. Houtsma, "Real-time validation of downstream 50G/25G and 50G/100G flexible rate PON based on Miller encoding, NRZ, and PAM4 modulation," *Journal of Optical Communications and Networking*, vol. 15, no. 8, pp. C147-C154, 2023. DOI: [10.1364/JOCN.483159](https://doi.org/10.1364/JOCN.483159)
- [4] N. Kaneda, D. van Veen, A. Mahadevan, V. Houtsma, "DSP for 50G/100G hybrid modulated TDM-PON," presented at European Conference on Optical Communications (ECOC), Brussels, Belgium, 2020. DOI: [10.1109/ECOC48923.2020.9333248](https://doi.org/10.1109/ECOC48923.2020.9333248)
- [5] V. E. Houtsma, D. T. van Veen, "Investigation of modulation schemes for flexible line-rate high-speed TDM-PON," *Journal of Lightwave Technology*, vol. 38, no. 12, pp. 3261-3267, 2020. DOI: [10.1109/JLT.2020.2976959](https://doi.org/10.1109/JLT.2020.2976959)
- [6] J. Yu, X. Miao, M. Bi, L. Li, and W. Hu, "Low-overhead Equalization by SVM Classification Enabled 25-Gb/s NRZ per Wavelength Transmission with 10-G Class Optics," presented at Asia Communications and Photonics Conference (ACP), Hangzhou, China, 2018. DOI: [10.1109/ACP.2018.8596171](https://doi.org/10.1109/ACP.2018.8596171)
- [7] L. Huang, W. Jiang, Y. Xu, W. Hu, and L. Yi, "Low-complexity Volterra-inspired neural network equalizer in 100-G band-limited IMDD PON system," *Optics Letters*, vol. 47, no. 21, pp. 5692-5695, 2022. DOI: [10.1364/OL.474900](https://doi.org/10.1364/OL.474900)
- [8] P. Torres-Ferrera, V. Milite, V. Ferrero, M. Valvo, R. Mercinelli, and R. Gaudino, "Burst-mode equalization strategies in 25 Gbps US-PON using duo-binary and 10G-class APD for 20-km in C-band," presented at Optical Fiber Communication Conference (OFC), San Diego, USA, 2019. DOI: [10.1364/OFC.2019.W4J.1](https://doi.org/10.1364/OFC.2019.W4J.1)
- [9] R. Koma, M. Fujiwara, J. I. Kani, K. I. Suzuki, and A. Otaka, "Burst-mode digital signal processing that precalculates FIR filter coefficients for digital coherent PON upstream," *Journal of Optical Communications and Networking*, vol. 10, no. 5, pp. 461-470, 2018. DOI: [10.1364/JOCN.10.000461](https://doi.org/10.1364/JOCN.10.000461)
- [10] G. Coudyzer, P. Ossieur, L. Breyne, A. La Porta, S. Paredes, J. Bauwelinck, and X. Yin, "Study of burst-mode adaptive equalization for >25G PON applications," *Journal of Optical Communications and Networking*, vol. 12, no. 1, pp. A104-A112, 2020. DOI: [10.1364/JOCN.12.00A104](https://doi.org/10.1364/JOCN.12.00A104)
- [11] K. A. Clark, D. Cletheroe, T. Gerard, I. Haller, K. Jozwik, K. Shi, B. Thomsen, H. Williams, G. Zervas, H. Ballani, P. Bayvel, P. Costa, and Z. Liu, "Synchronous subnanosecond clock and data recovery for optically switched data centres using clock phase caching," *Nature*

*Electronics*, vol. 3, no. 7, pp. 426-433, 2020. DOI: [10.1038/s41928-020-0423-y](https://doi.org/10.1038/s41928-020-0423-y)

- [12] Recommendation ITU-T G.9806, "Higher-Speed Bidirectional, Single Fibre, Point-to-Point Optical Access System (HS-PtP)," 2024. <https://www.itu.int/rec/T-REC-G.9806/en>