
Unveiling LLM Mechanisms Through Neural ODEs and Control Theory

YUKUN ZHANG

The Chinese University of Hong Kong
215010026@link.cuhk.edu.cn

Abstract

This study presents a novel approach that leverages Neural Ordinary Differential Equations (Neural ODEs) to unravel the intricate relationships between inputs and outputs in Large Language Models (LLMs), and employs robust control to fine-tune outputs to meet predefined standards. Central to our methodology is the transformation of LLM inputs and outputs into a lower-dimensional latent space, facilitating a detailed examination of the information processing pathways within LLMs. Neural ODEs play a pivotal role in this investigation by providing a dynamic model that captures the continuous evolution of data within the LLMs. Additionally, robust control mechanisms are applied to strategically adjust the model's outputs, ensuring they not only maintain high quality and reliability but also adhere to specific performance criteria. This fusion of Neural ODEs and robust control represents a significant advancement in LLM interpretability, offering a comprehensive framework that elucidates the previously opaque mechanisms of these complex models. Our empirical results validate the effectiveness of this integrated approach, making a substantial contribution to the field of explainable AI by merging advanced machine learning techniques with the critical need for transparency and control in AI outputs.

1 Introduction

1.1 The Challenge of Interpreting LLMs

The advent of Large Language Models (LLMs), particularly those utilizing transformative transformer architectures, has marked a significant leap in the field of natural language processing (NLP). These models demonstrate exceptional abilities in generating human-like text, thereby advancing numerous applications in AI. However, the inherent complexity of LLMs presents a substantial challenge in terms of interpretability. The intricacies of their input-output mechanics remain largely inscrutable, shrouded by the models' opaque, multi-layered structures. This opacity not only complicates technical understanding but also raises critical concerns regarding the trustworthiness and reliability of AI applications, especially in sensitive and high-stakes domains. The difficulty in deciphering how LLMs process and transform data underscores the urgent need for enhanced interpretability methods. Such methods are essential for ensuring that these powerful models can be reliably and transparently integrated into practical applications, fostering greater trust and accountability in AI-driven systems.

1.2 Current Approaches to LLM Interpretability

Interpretability in Large Language Models (LLMs) has been a vigorous area of research, focusing on making these sophisticated models more transparent and understandable. The goal is to elucidate the inner workings of LLMs to ensure their outputs can be trusted and are ethically sound.

Local Explanation Early approaches to interpretability primarily involved analyzing activations and attention maps. By visualizing the attention weights, researchers aimed to understand which parts of the input sequence the model focused on during processing. These attention maps provided initial insights into the decision-making process of transformer models, revealing how different tokens influenced each other. Subsequent methods introduced advanced concepts such as model distillation and feature attribution. Model distillation involves training a simpler model to replicate the behavior of a more complex one, thereby providing a more interpretable approximation of the original model’s decisions. Feature attribution techniques, such as Integrated Gradients and SHAP (SHapley Additive exPlanations), aim to assign importance scores to individual input features, highlighting the critical aspects that contribute to the model’s outputs. Recent advancements in explaining large language models (LLMs) have significantly improved their interpretability, enhancing our understanding of their internal processes and practical applications. Yang et al. [2023a] introduced linear decomposition methods for ReLU-activated Transformers, which effectively explain sentiment classification and machine translation tasks. Modarressi et al. [2023] proposed DecompX, a vector-based analysis method that addresses challenges in multi-layer Transformer models, outperforming existing approaches in faithfulness evaluations. Enguehard et al. [2023] developed Sequential Integrated Gradients (SIG), a method that computes word importance in sentences while preserving their meaning, proving effective across different datasets. Singh et al. [2023] presented interpretable autoprompting (iPrompt), generating natural-language explanations that in some cases outperform human-written prompts. Xu et al. [2023] introduced DriveGPT4, an interpretable autonomous driving system based on LLMs, which demonstrated superior performance in vehicle action interpretation and control signal prediction. Additionally, Yang et al. [2023b] proposed Language Guided Bottlenecks (LaBo), utilizing GPT-3 to generate candidate concepts, forming effective bottleneck layers for few-shot classification. Lal et al. [2021] created InterpreT, an interactive visualization tool for Transformer-based models, enhancing understanding of token embeddings and attention mechanisms. Collectively, these advancements contribute to the development of more transparent and trustworthy AI systems, emphasizing the importance of interpretability in LLMs.

Mechanistic Explanation Understanding the internal mechanisms of large language models (LLMs) remains a complex challenge in artificial intelligence. Stan et al. [2024] introduced an interactive application to enhance the interpretability of image patches in vision-language models, allowing systematic investigation and uncovering system limitations. Wang et al. [2022] bridged the gap in mechanistic interpretability by explaining how GPT-2 performs indirect object identification using 26 attention heads, evaluated by faithfulness, completeness, and minimality. Todd et al. [2023] discovered that certain attention heads transport compact representations of tasks within transformer language models, termed function vectors (FV), which are robust to context changes and trigger task execution across various settings. Singh et al. [2024] reviewed LLM interpretation methods, proposing that LLMs redefine interpretability through dataset analysis and interactive explanations. Creswell et al. [2022] evaluated LLMs on logical reasoning tasks and proposed a Selection-Inference framework for generating interpretable, causal reasoning steps, showing significant performance improvements. Luo et al. [2023] synergized LLMs with knowledge graphs to enable faithful reasoning, achieving state-of-the-art performance on reasoning tasks. Chen et al. [2024] introduced SelfIE for LLMs to interpret their embeddings in natural language, opening avenues for controlling LLM reasoning. Finally, Huang et al. [2023] investigated LLM-generated self-explanations for sentiment analysis, finding them efficient and comparable to traditional methods. These contributions collectively advance our understanding of LLM interpretability, providing valuable insights and methods for enhancing transparency and control in AI systems.

In summary, while significant strides have been made in developing techniques to interpret LLMs, existing methods often fall short when applied to transformer models due to their complexity. There is a pressing need for innovative approaches that can more accurately and comprehensively elucidate the decision-making processes of these advanced models, ensuring their outputs are both understandable and trustworthy.

While existing interpretability methods have yielded valuable insights, they frequently fall short in fully elucidating the sophisticated internal dynamics of transformer-based Large Language Models (LLMs). These models’ complexity, characterized by high-dimensional representations and non-linear transformations, poses significant challenges for current interpretability techniques.

The primary limitation of existing methods is their inability to provide a holistic understanding of how transformer models process and transform inputs into coherent outputs. Techniques such as attention visualization and feature attribution often only offer partial glimpses into the model’s decision-making processes. For example, attention maps can show which parts of the input are attended to but fail to explain the underlying reasons for these attentions in a comprehensive manner. Similarly, feature attribution methods might indicate the importance of certain features without capturing the intricate interactions across multiple layers of the model.

1.3 Leveraging Neural ODEs and Robust Control for Enhanced Interpretability

Our research seeks to elucidate the intricate pathways within Large Language Models (LLMs) by employing Neural Ordinary Differential Equations (Neural ODEs). Neural ODEs offer a sophisticated framework for capturing the continuous and dynamic processes through which LLMs convert inputs into outputs, thereby providing unprecedented insights into the models’ step-by-step transformations. This approach unveils the manner in which various linguistic elements are processed and integrated, resulting in coherent and contextually appropriate responses.

In addition to the Neural ODE framework, we integrate robust control mechanisms to ensure that the final outputs adhere closely to predefined criteria and performance standards. Robust control strategies are applied to fine-tune the model’s output, thus enhancing its reliability and consistency. This dual approach—combining the detailed, dynamic modeling capabilities of Neural ODEs with the precision of robust control—substantially improves our ability to predict and manage the outputs of LLMs based on their inputs. Consequently, this methodology not only bolsters model interpretability but also enhances the overall trustworthiness and applicability of LLMs in various domains. By leveraging these advanced techniques, we aim to bridge the gap between LLMs’ impressive capabilities and the critical need for transparency and control in AI applications.

1.4 Structure and Contributions of the Paper

This paper is systematically structured to provide a comprehensive and detailed exploration of our innovative approach to enhancing the interpretability of Large Language Models (LLMs). The organization is as follows:

- In Section 2, We leverage Ordinary Differential Equations (ODEs) for modeling LLM processes, providing a continuous and interpretable framework. Robust control mechanisms enhance output reliability, ensuring ethical standards and dependability.
- In Section 3, we present a detailed methodological framework that integrates Neural ODEs with and without control mechanisms to model the dynamic processes within LLMs.
- In Section 4, Comparative analysis of Neural ODE models with and without control, focusing on training/validation loss, prediction accuracy, and latent space dynamics.
- In Section 5 and Section 6: Integrating control mechanisms in Neural ODEs significantly enhances LLM stability and generalization. This advancement is crucial for developing ethical, trustworthy AI in high-stakes domains, setting the stage for future research into transparent and accountable AI technologies.

The primary contributions of this paper are as follows:

- We propose a novel approach to enhance the interpretability of Large Language Models (LLMs) by leveraging Ordinary Differential Equations (ODEs) to model the dynamic processes within these models.
- We introduce the integration of robust control theory with ODEs to ensure the stability and reliability of LLM outputs, addressing critical concerns in practical applications.
- We demonstrate the scalability and effectiveness of Neural ODEs in handling large-scale data, capturing complex transformations, and providing deeper insights into LLM behavior.
- We design and conduct comprehensive experiments to evaluate our approach under different scenarios, providing quantitative metrics and qualitative analyses that highlight improvements in interpretability and reliability.

- We discuss the broader implications of our work for advancing AI research and developing ethical, transparent AI systems, highlighting potential future research directions.

2 Theoretical Framework

2.1 Conceptual Analysis

2.1.1 ODEs Bridging Input and Output Relationships in LLMs

In the realm of Large Language Models (LLMs), the journey from inputs to outputs encompasses a complex array of linguistic transformations. Ordinary Differential Equations (ODEs) serve as an elegant and powerful tool to map this journey, offering a continuous-time perspective on how input data evolve into meaningful outputs. This perspective illuminates the temporal dynamics within LLMs, providing deep insights into the sequential processing and integration of linguistic elements, which are crucial for understanding the inner workings of these sophisticated models.

By representing the evolution of hidden states as continuous functions, ODEs facilitate a more nuanced analysis of the transformation processes within LLMs. Unlike traditional discrete-time models that capture changes in fixed intervals, ODEs describe the rate of change at any given moment, allowing for a more granular examination of how information propagates through the network layers. This continuous framework can model the subtleties of linguistic processing, capturing the fluid nature of language understanding and generation.

Moreover, ODEs offer a systematic approach to understanding the dependency structures within LLMs. By defining a set of differential equations that govern the hidden states' evolution, we can track how each input influences the subsequent states and, ultimately, the model's outputs. This capability is particularly valuable for dissecting the interactions between tokens and understanding how context is maintained and transformed throughout the model.

The application of ODEs also enhances the interpretability of LLMs by providing a clear mathematical framework to describe their operations. This framework enables the decomposition of complex transformations into simpler, interpretable components, making it easier to pinpoint where and how specific features are processed. Additionally, it facilitates the integration of external control mechanisms, such as robust control theory, to ensure the stability and reliability of the model's outputs.

In summary, ODEs offer a compelling approach to bridging input and output relationships in LLMs, providing a continuous-time perspective that captures the intricate dynamics of linguistic transformations. This approach not only deepens our understanding of LLMs' internal processes but also enhances their interpretability and reliability, paving the way for more transparent and robust AI systems.

2.1.2 Robust Control Integration

The integration of robust control mechanisms in Large Language Models (LLMs) is crucial for addressing the challenge of maintaining output consistency and reliability. Robust control operates as a safeguard, ensuring that the outputs generated by LLMs are not only accurate but also resilient to variations in input data and inherent model uncertainties. This aspect is particularly pivotal in applications where precision and reliability are non-negotiable, such as in medical diagnosis, financial forecasting, and autonomous systems.

Robust control theory provides a systematic framework for managing uncertainties within the model. By incorporating control strategies that adjust the model's parameters dynamically, we can mitigate the impact of perturbations and noise in the input data. This dynamic adjustment helps in maintaining the desired performance levels even under adverse conditions, thereby enhancing the robustness of LLM outputs.

One of the key benefits of robust control integration is its ability to handle model discrepancies and external disturbances effectively. In the context of LLMs, this means that the model can produce stable and reliable outputs even when faced with previously unseen or noisy data. The control mechanisms continuously monitor the output quality and make necessary adjustments to the model's internal state, ensuring that the deviations from the desired output are minimized.

Furthermore, robust control enhances the interpretability and trustworthiness of LLMs. By providing a clear understanding of how the model reacts to different types of input variations and uncertainties, it becomes easier to predict the model's behavior in various scenarios. This predictability is essential for deploying LLMs in critical applications, where understanding the limits and capabilities of the model is as important as the accuracy of its predictions.

In practical terms, the implementation of robust control in LLMs involves the design of control laws that can adaptively regulate the model's parameters. These laws are formulated based on rigorous mathematical principles that account for the worst-case scenarios of input perturbations. The resulting control strategies are then integrated into the training and inference processes of the LLM, ensuring continuous and reliable performance.

In summary, the integration of robust control mechanisms into LLMs significantly enhances their ability to produce consistent and reliable outputs. By safeguarding against input variations and model uncertainties, robust control bridges the gap between theoretical robustness and practical applicability, making LLMs more suitable for deployment in high-stakes environments where precision and reliability are paramount. This integration not only improves the model's performance but also bolsters its interpretability and trustworthiness, paving the way for more robust and transparent AI systems.

2.1.3 Rationale Behind Combining ODEs and Robust Control

The fusion of Ordinary Differential Equations (ODEs) and robust control in the analysis of Large Language Models (LLMs) is driven by the imperative to balance interpretability with output stability. This synergistic approach leverages the strengths of both methodologies to address the inherent complexities and variabilities in LLMs.

ODEs serve as a powerful tool to decode the intricate transformational pathways from inputs to outputs in LLMs. By providing a continuous-time perspective, ODEs facilitate a detailed understanding of the dynamic processes that govern how input data is processed and transformed within the model. This detailed mapping is crucial for gaining insights into the sequential and contextual dependencies that underpin the model's behavior.

However, the sophisticated transformations elucidated by ODEs can be susceptible to variations in input data and internal model perturbations. This is where robust control plays a pivotal role. Robust control mechanisms are designed to ensure that these transformational pathways yield outputs that are not only accurate but also stable and consistent with expected standards. By dynamically adjusting the model parameters in response to uncertainties and perturbations, robust control maintains the desired performance levels and mitigates the impact of variations.

The integration of ODEs with robust control thus creates a comprehensive framework that enhances both the interpretability and reliability of LLMs. On one hand, ODEs offer a clear and continuous representation of the model's internal processes, making it easier to understand how specific inputs influence the outputs. On the other hand, robust control ensures that these processes are regulated in a manner that guarantees stable and predictable outcomes, even in the presence of uncertainties.

This combined approach is particularly valuable in practical applications where both understanding the model's decision-making process and ensuring consistent performance are critical. For instance, in high-stakes domains such as healthcare, finance, and autonomous systems, the ability to interpret and trust the model's outputs can significantly impact decision-making and operational reliability.

In summary, the rationale behind combining ODEs and robust control in the analysis of LLMs lies in the complementary strengths of these methodologies. ODEs provide a detailed and interpretable framework for understanding the model's internal dynamics, while robust control ensures that these dynamics lead to stable and reliable outputs. This fusion not only enhances the interpretability of LLMs but also ensures their practical applicability in environments where consistency and reliability are paramount.

2.2 Mathematical Framework

The entire theoretical framework is conceptualized as an optimization problem that integrates ODE-based modeling and robust control into a unified structure. This framework aims to provide com-

prehensive insights into the transformation processes within LLMs and ensure the stability and reliability of their outputs.

2.2.1 ODE Model for State Evolution

To capture the dynamic behavior of Large Language Models (LLMs) and enhance their interpretability, we employ an Ordinary Differential Equation (ODE) model to describe the evolution of the latent state. This approach provides comprehensive insights into how inputs are transformed at each layer and how these transformations contribute to the final output.

Consider a latent state representation $Z(t)$, where $Z(0) = Z_{\text{input}}$ is the initial state derived from the input data, and $Z(T) = Z_{\text{target}}$ is the desired final state. The evolution of the state $Z(t)$ over time t is governed by the following differential equation:

$$\frac{dZ(t)}{dt} = G(Z(t), \Theta_G)$$

In this formulation, G represents the system dynamics that dictate how the latent state evolves over continuous time. The parameters Θ_G encapsulate the linguistic transformation rules within the LLM, learned during the training process to accurately model the underlying processes that transform inputs into meaningful outputs.

The ODE model provides a continuous-time perspective, enabling a granular analysis of how information propagates through the LLM. This perspective is crucial for understanding the sequential processing and integration of linguistic elements, capturing the fluid nature of language understanding and generation.

Mathematical Representation The ODE framework allows us to dissect the transformation process at each layer of the LLM. Let $Z(t)$ be the latent state at time t . The transformation at each infinitesimal time step can be expressed as:

$$Z(t + \Delta t) \approx Z(t) + \frac{dZ(t)}{dt} \Delta t$$

Substituting the ODE, we get:

$$Z(t + \Delta t) \approx Z(t) + G(Z(t), \Theta_G) \Delta t$$

This iterative process continues until the final state $Z(T)$ is reached, providing a detailed trajectory of how the input state evolves through the model layers. Each step in this evolution represents a small but interpretable transformation governed by the dynamics encoded in G and parameterized by Θ_G .

Interpretability through ODEs The use of ODEs enhances the interpretability of LLMs in several ways:

- **Layer-wise Transformation:** By examining the function G and the parameter set Θ_G , we can understand the specific transformations applied at each layer. This insight helps in identifying how different linguistic features are processed and integrated.
- **Continuous Dynamics:** The continuous nature of ODEs allows us to track the evolution of the latent state in fine detail, providing a clear picture of how initial inputs are gradually transformed into final outputs.
- **Parameter Influence:** The parameters Θ_G offer a direct link to the transformation rules within the LLM. By analyzing these parameters, we can gain insights into the model’s behavior and its sensitivity to various input features.

In summary, the ODE model for state evolution offers a robust framework for capturing the dynamic behavior of LLMs, providing detailed and interpretable insights into the transformation processes

that underpin language understanding and generation. This approach not only deepens our understanding of LLMs but also enhances their practical applicability by ensuring output stability and reliability.

2.2.2 Robust Control Mechanism

To ensure that the output of the ODE model is stable and reliable, we incorporate robust control mechanisms specifically designed for Large Language Models (LLMs). The robust control strategy adjusts the model parameters dynamically to mitigate the effects of uncertainties and perturbations in the input data, which is critical for maintaining the consistency and accuracy of the model’s outputs in real-world scenarios.

Integration with LLMs The robust control mechanism is integrated into the LLM framework by defining a control function $H(Z(t), \Theta_H)$, which aims to minimize the deviation of the latent state $Z(t)$ from its desired trajectory. This control function operates in tandem with the ODE-based model, dynamically adjusting the parameters to ensure robustness against input variations.

Mathematical Formulation The objective is to find the optimal parameters Θ_G and Θ_H that achieve accurate modeling of the system dynamics and robustness against variations. This is formulated as an optimization problem:

$$\min_{\Theta_G, \Theta_H} \left\{ \int_0^T L(Z(t), Z_{\text{target}}, \Theta_G) dt + \lambda \|H(Z(t), \Theta_H)\|^2 \right\}$$

Here:

- $L(Z(t), Z_{\text{target}}, \Theta_G)$ is the loss function measuring the deviation of the state $Z(t)$ from the desired state Z_{target} .
- $\lambda \|H(Z(t), \Theta_H)\|^2$ is a regularization term that balances the trade-off between model accuracy and control effort.
- Θ_G are the parameters governing the ODE dynamics.
- Θ_H are the parameters governing the control function.

The loss function L typically includes terms that account for the prediction error and may also incorporate penalties for deviations from expected linguistic behaviors, thereby ensuring the model adheres to both syntactic and semantic correctness.

Control Strategy The control strategy involves:

1. **State Estimation:** Continuously estimating the current state $Z(t)$ of the model.
2. **Deviation Calculation:** Computing the deviation from the desired state Z_{target} .
3. **Parameter Adjustment:** Dynamically adjusting the parameters Θ_H to minimize the deviation and stabilize the model.

The control adjustments are computed as:

$$\Theta_H(t) = \Theta_H(t - 1) - \eta \nabla_{\Theta_H} (L(Z(t), Z_{\text{target}}, \Theta_G) + \lambda \|H(Z(t), \Theta_H)\|^2)$$

where η is the learning rate for the control adjustments.

By integrating robust control into the ODE framework of LLMs, we achieve several practical benefits:

- **Enhanced Stability:** Ensures that the model outputs remain stable despite variations in input data.
- **Improved Reliability:** Maintains high accuracy of the model predictions even under uncertain conditions.

- **Greater Interpretability:** Provides insights into how control adjustments impact the model’s behavior, facilitating better understanding and trust.

In summary, our mathematical framework leverages the strengths of ODE-based modeling and robust control to provide a detailed, continuous-time understanding of LLM dynamics while ensuring reliable and stable outputs. This unified structure is essential for advancing the state of the art in LLM interpretability and practical deployment, especially in critical applications where performance and interpretability are paramount.

2.2.3 Unified Optimization Framework

The overarching goal of our model is to optimize a cost function that aims at minimizing deviations from the target state and controlling the efforts exerted by the model. The formulation of our optimization problem is as follows:

$$\min_{\Theta_G, \Theta_H} \left\{ \int_0^T L(Z(t), Z_{\text{target}}, \Theta_G) dt + \lambda \|H(Z(T), \Theta_H) - Z_{\text{target}}\|^2 \right\}$$

Here, L signifies the loss function that quantifies the deviation of the system’s state $Z(t)$ from its intended trajectory, whereas λ acts as a regularization parameter to balance the precision of the state against the control efforts. This optimization challenge is central to our approach as it guides the system towards achieving accurate state transformations while ensuring the robustness of the outputs.

Detailed Explanation of the Loss Function The loss function $L(Z(t), Z_{\text{target}}, \Theta_G)$, crucial in directing the optimization trajectory, consists of several key components:

1. **Prediction Error Term:** $L_{\text{pred}} = \|Z(t) - Z_{\text{target}}\|^2$ measures the discrepancy between the predicted and desired states, ensuring the model’s outputs align closely with the targets.
2. **Regularization Term:** $L_{\text{reg}} = \|\Theta_G\|^2$ mitigates overfitting by penalizing the complexity of the model parameters, promoting generalizability across various data scenarios.
3. **Control Effort Term:** $L_{\text{control}} = \|H(Z(t), \Theta_H)\|^2$ restricts the magnitude of the control inputs to prevent the model from making overly aggressive adjustments, which could destabilize the system.

The aggregate loss function is thus articulated as:

$$L(Z(t), Z_{\text{target}}, \Theta_G) = \alpha L_{\text{pred}} + \beta L_{\text{reg}} + \gamma L_{\text{control}}$$

where α , β , and γ are hyperparameters that provide a balanced weighting to each component, tailored to the specific needs and dynamics of the application.

This structured optimization framework not only offers a methodical approach to minimizing errors and enhancing model fidelity but also serves as a robust foundation for integrating Ordinary Differential Equations (ODEs) and robust control mechanisms within Large Language Models (LLMs). By detailing the mathematical underpinnings and operational mechanics, the framework facilitates a deeper understanding of the model’s inner workings, significantly bolstering its interpretability and the reliability of its outputs in practical scenarios.

2.2.4 Summary

Our theoretical framework provides a rigorous mathematical basis for modeling the transformation and control of Large Language Model (LLM) inputs and outputs within a reduced latent space. By leveraging Ordinary Differential Equations (ODEs), we offer a continuous and interpretable model for latent state evolution. This effectively bridges the gap between raw linguistic data and their latent representations, facilitating a deeper understanding of the underlying processes.

The integration of robust control mechanisms plays a crucial role in ensuring that the model’s outputs are reliable and adhere to ethical standards, even in the face of input variabilities. This dual approach

of ODEs and robust control not only enhances the interpretability of LLMs but also supports the development of more dependable and ethically aligned AI systems.

Our framework stands out by providing:

- **Continuous-Time Modeling:** The use of ODEs allows for the detailed tracking of how inputs evolve into outputs over continuous time, offering fine-grained insights into the transformation process.
- **Enhanced Interpretability:** The mathematical clarity of ODEs makes the internal workings of LLMs more transparent, facilitating easier analysis and understanding.
- **Robust Output Control:** The robust control mechanisms ensure that the model’s outputs remain consistent and trustworthy, crucial for applications where reliability is paramount.
- **Ethical Alignment:** By maintaining output stability and adhering to predefined ethical standards, our approach contributes to the responsible deployment of AI technologies.

In conclusion, our framework not only advances the interpretability of LLMs but also lays the groundwork for building AI systems that are both powerful and ethically sound. This combination of mathematical rigor and practical applicability positions our approach as a significant contribution to the field of explainable AI.

3 Methodology

Building on the theoretical foundations presented in the previous section, this section introduces two algorithmic frameworks designed to enhance the interpretability and reliability of Large Language Models (LLMs) using Neural Ordinary Differential Equations (Neural ODEs) and robust control mechanisms. The first framework focuses on the integration process for Neural ODEs without control, detailing the steps for encoding textual data into a latent space and evolving the state through advanced optimization strategies. The second framework introduces control mechanisms into the Neural ODEs, providing a structured approach to dynamically adjusting the state and ensuring stable, reliable outputs. Both frameworks are meticulously crafted to uncover the continuous and dynamic transformations within LLMs, thereby improving transparency and model performance.

3.1 Step-by-Step Integration Process for Neural ODE without Control

The following algorithm outlines the step-by-step integration process for Neural ODE without control. This framework is designed to map text inputs and outputs to a latent space, initialize state representation, evolve the state using Neural ODEs, optimize the transformation process, and update the state iteratively. Each step is meticulously structured to ensure the continuous and dynamic modeling of data within Large Language Models (LLMs), enhancing interpretability and providing deeper insights into the internal mechanisms of these models.

Algorithm 1 Step-by-Step Integration Process for Neural ODE without Control

```
1: Step 1: Text to Latent Space Encoding
2: function ENCODE_LATENT( $X_i, Y_i, \Theta_E$ )
3:   Map input and output text to latent space:  $Z_{X_i} = E(X_i; \Theta_E), Z_{Y_i} = E(Y_i; \Theta_E)$ 
4:   Minimize reconstruction errors while preserving semantic and syntactic relationships
5:   return  $Z_{X_i}, Z_{Y_i}$ 
6: end function

7: Step 2: Initial State Representation
8: function INITIAL_STATE( $Z_{\text{input}}$ )
9:   Initialize the latent state:  $Z(0) \leftarrow Z_{\text{input}}$ 
10:  return  $Z(0)$ 
11: end function

12: Step 3: Neural ODE-Based State Evolution
13: function NEURAL_ODE_STATE_EVOLUTION( $Z(t), \Theta_G$ )
14:   Compute state evolution:  $\frac{dZ(t)}{dt} \leftarrow G(Z(t), \Theta_G)$ 
15:   return  $\frac{dZ(t)}{dt}$ 
16: end function

17: Step 4: Optimization Objective
18: function OPTIMIZATION_OBJECTIVE( $Z(t), Z_{\text{target}}, \Theta_G$ )
19:   Define objective: Minimize  $\int_0^T L(Z(t), Z_{\text{target}}, \Theta_G) dt$ 
20:   return Objective Value
21: end function

22: Step 5: Gradient-Based Optimization
23: function GRADIENT_OPTIMIZATION( $\Theta_G, \eta$ )
24:   Update parameters:  $\Theta_G(t) \leftarrow \Theta_G(t-1) - \eta \nabla_{\Theta_G} (L(Z(t), Z_{\text{target}}, \Theta_G))$ 
25:   return  $\Theta_G(t)$ 
26: end function

27: Step 6: State Update
28: function STATE_UPDATE( $Z(t), \Theta_G, \Delta t$ )
29:   Update state:  $Z(t + \Delta t) \leftarrow Z(t) + G(Z(t), \Theta_G) \Delta t$ 
30:   return  $Z(t + \Delta t)$ 
31: end function
```

3.2 Step-by-Step Integration Process for Neural ODE with Control

This algorithm framework integrates Neural ODEs with control mechanisms to model the dynamic processes within LLMs and ensure stable, reliable outputs. The process begins with encoding text into a latent space, followed by initializing state representation and evolving the state using Neural ODEs. Control functions are then defined and integrated with the Neural ODEs to dynamically adjust the state. The optimization objectives guide the training, utilizing gradient-based optimization and updating the state iteratively. This method aims to improve the interpretability and robustness of LLMs by providing a structured approach to understanding and managing their internal processes.

The following algorithm framework describes the step-by-step integration process for Neural Ordinary Differential Equations (ODEs) combined with control mechanisms to enhance the interpretability and reliability of Large Language Models (LLMs):

Algorithm 2 Step-by-Step Integration Process for Neural ODE with Control

```
1: Step 1: Text to Latent Space Encoding
2: function ENCODE_LATENT( $X_i, Y_i, \Theta_E$ )
3:   Map input and output text to latent space:  $Z_{X_i} = E(X_i; \Theta_E), Z_{Y_i} = E(Y_i; \Theta_E)$ 
4:   Minimize reconstruction errors while preserving semantic and syntactic relationships
5:   return  $Z_{X_i}, Z_{Y_i}$ 
6: end function

7: Step 2: Initial State Representation
8: function INITIAL_STATE( $Z_{\text{input}}$ )
9:    $Z(0) \leftarrow Z_{\text{input}}$ 
10:  return  $Z(0)$ 
11: end function

12: Step 3: Neural ODE-Based State Evolution
13: function NEURAL_ODE_STATE_EVOLUTION( $Z(t), \Theta_G$ )
14:    $\frac{dZ(t)}{dt} \leftarrow G(Z(t), \Theta_G)$ 
15:   return  $\frac{dZ(t)}{dt}$ 
16: end function

17: Step 4: Control Function Definition
18: function CONTROL_FUNCTION( $Z(t), \Theta_H$ )
19:    $U(t) \leftarrow H(Z(t), \Theta_H)$ 
20:   return  $U(t)$ 
21: end function

22: Step 5: Integrated Neural ODE and Control Dynamics
23: function INTEGRATED_DYNAMICS( $Z(t), \Theta_G, \Theta_H$ )
24:    $\frac{dZ(t)}{dt} \leftarrow G(Z(t), \Theta_G) + H(Z(t), \Theta_H)$ 
25:   return  $\frac{dZ(t)}{dt}$ 
26: end function

27: Step 6: Optimization Objective
28: function OPTIMIZATION_OBJECTIVE( $Z(t), Z_{\text{target}}, \Theta_G, \Theta_H$ )
29:   Minimize  $\int_0^T L(Z(t), Z_{\text{target}}, \Theta_G) dt + \lambda \|H(Z(T), \Theta_H) - Z_{\text{target}}\|^2$ 
30:   return Objective Value
31: end function

32: Step 7: Gradient-Based Optimization
33: function GRADIENT_OPTIMIZATION( $\Theta_G, \Theta_H, \eta$ )
34:    $\Theta_H(t) \leftarrow \Theta_H(t-1) - \eta \nabla_{\Theta_H} (L(Z(t), Z_{\text{target}}, \Theta_G) + \lambda \|H(Z(t), \Theta_H)\|^2)$ 
35:   return  $\Theta_H(t)$ 
36: end function

37: Step 8: State Update
38: function STATE_UPDATE( $Z(t), \Theta_G, \Theta_H, \Delta t$ )
39:    $Z(t + \Delta t) \leftarrow Z(t) + (G(Z(t), \Theta_G) + H(Z(t), \Theta_H)) \Delta t$ 
40:   return  $Z(t + \Delta t)$ 
41: end function
```

3.3 Conclusion

This section presents a detailed methodological framework that integrates Neural ODEs with and without control mechanisms to model the dynamic processes within LLMs. The first framework outlines a step-by-step integration process for Neural ODEs without control, focusing on mapping text inputs and outputs to a latent space, evolving the state, and optimizing transformations iteratively. The second framework incorporates control functions to dynamically adjust the state, ensuring stability and reliability. Through comprehensive mathematical formulations and advanced optimization

techniques, our approach significantly enhances the interpretability, stability, and reliability of LLM outputs, paving the way for developing robust, transparent, and ethical AI systems.

4 Experiments

This section presents a detailed experimental analysis of our approach, which integrates Neural Ordinary Differential Equations (Neural ODEs) with and without control mechanisms to enhance the interpretability and reliability of Large Language Models (LLMs). By comparing the performance of models with and without control, we aim to demonstrate the benefits of incorporating robust control strategies in the dynamic modeling of LLMs. The experiments focus on evaluating training and validation loss, prediction accuracy, and latent space dynamics, providing a comprehensive assessment of the proposed methodologies.

Datasets. We utilize the "aligner/aligner-20K" open-source dataset, comprising questions, answers, and corrections. This dataset is pivotal for evaluating the performance of our models under various conditions. The dataset is specifically designed for tasks involving language modeling and alignment, making it highly suitable for our experiments. The "aligner/aligner-20K" dataset is appropriate for this study because it provides a diverse range of linguistic examples, enabling the exploration of dynamic transformations in LLMs. The inclusion of corrections allows us to implement and test robust control mechanisms effectively.

Data Processing. We utilized the DistilBERT tokenizer and model to process textual data into latent space representations. These pairs were tokenized and converted into latent vectors using DistilBERT. The dataset was subsequently split into training and testing sets with an 80-20 ratio.

Model architecture of Neural ODE without control. The Neural ODE model was structured to capture the dynamic transformations within the latent space. It consists of a neural network with three fully connected layers incorporating ReLU and Tanh activations. The objective was to minimize the mean squared error (MSE) between predicted and actual latent vectors. The model was trained using the Adam optimizer, focusing on reducing both training and validation losses.

Model architecture of Neural ODE with control. In the controlled setting, the model was enhanced by integrating a control mechanism. The controlled Neural ODE model includes a control signal layer to adjust the latent space evolution dynamically. The training process involved minimizing the MSE between the predicted and corrected latent vectors, incorporating a regularization term for the control signal to ensure stability and robustness. This model was also trained using the Adam optimizer, with additional gradient clipping to maintain training stability.

4.1 Experiment Analysis

4.1.1 Training and Validation Loss

Figures 1a and 1b show the training and validation loss for Neural ODE models without and with control, respectively.

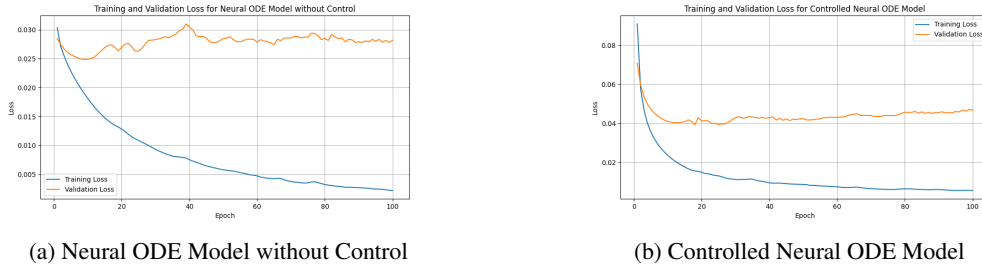


Figure 1: Training and Validation Loss for Neural ODE Models.

Figure 1a shows the training and validation loss for the Neural ODE model without control. The training loss decreases steadily, indicating effective learning by the model. However, the validation loss fluctuates and remains relatively high, suggesting poor generalization. In contrast, Figure 1b illustrates the loss trajectories for the controlled Neural ODE model. Both training and validation losses decrease more smoothly and stabilize at lower values compared to the model without control. This indicates better generalization and more robust performance.

The inclusion of control mechanisms in Neural ODE models helps in regularizing the learning process, leading to improved convergence and generalization. The controlled model shows significantly lower validation loss, highlighting the benefits of integrating control in dynamical system modeling. Our comparative analysis demonstrates that incorporating control mechanisms in Neural ODE models enhances their performance by reducing overfitting and improving generalization. Future work will explore different control strategies and their impact on various types of dynamical systems.

4.1.2 Prediction vs. Actual Comparison

Figure 2a shows the predicted vs. actual answers for the Neural ODE model without control. The predictions are scattered around the actual values, indicating a significant discrepancy between the predicted and actual values. In contrast, Figure 2b illustrates the predicted vs. actual answers for the controlled Neural ODE model. The predictions are closer to the actual values, indicating better accuracy and robustness in the presence of control mechanisms.

The inclusion of control mechanisms in Neural ODE models enhances their prediction accuracy by reducing the discrepancy between the predicted and actual values. The controlled model demonstrates significantly better performance, highlighting the importance of integrating control in dynamical system modeling. Our comparative analysis demonstrates that incorporating control mechanisms in Neural ODE models improves their prediction accuracy. Future work will explore different control strategies and their impact on various types of dynamical systems.

Figures 2a and 2b show the predicted vs. actual answers for Neural ODE models without and with control, respectively.

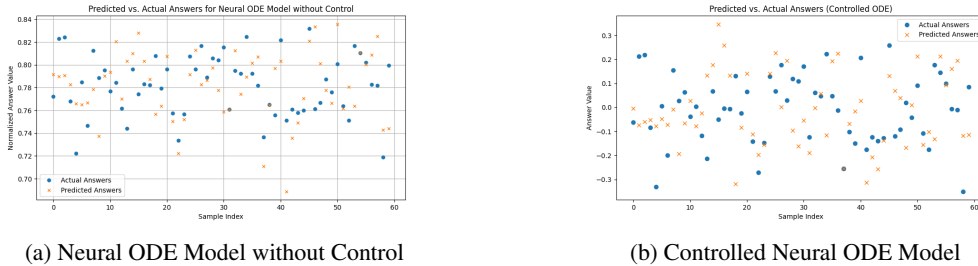


Figure 2: Predicted vs. Actual Answers for Neural ODE Models.

4.1.3 Latent Space Dynamics

In our experiments, we closely examined the latent space dynamics of Neural ODE models, both with and without control mechanisms. This analysis is crucial for understanding how well the models can capture and represent the underlying data structures and how the addition of control mechanisms influences this representation.

Figures 3a and 3b show the latent space dynamics for Neural ODE models without and with control, respectively.

Figure 3a shows the latent space dynamics for the Neural ODE model without control. The trajectories are more scattered and exhibit less structured behavior, indicating a higher degree of variability and less coherent progression in the latent space. In contrast, Figure 3b illustrates the latent space dynamics for the controlled Neural ODE model. The trajectories are more structured and exhibit clearer patterns, indicating a more organized and coherent progression in the latent space. This suggests that the inclusion of control mechanisms helps in regularizing the dynamics, leading to a more interpretable and stable latent space representation.

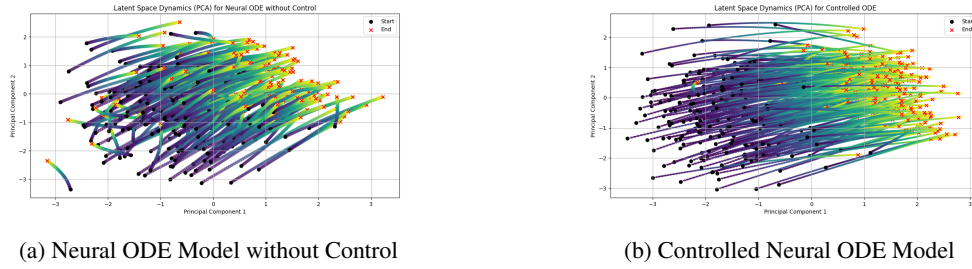


Figure 3: Latent Space Dynamics (PCA) for Neural ODE Models.

The inclusion of control mechanisms in Neural ODE models enhances the organization and coherence of the latent space dynamics. This improved structure can lead to better model interpretability and potentially improved performance on downstream tasks. Our comparative analysis demonstrates that incorporating control mechanisms in Neural ODE models improves the structure and coherence of the latent space dynamics. Future work will explore different control strategies and their impact on various types of dynamical systems.

These visualizations underscore the impact of control mechanisms in enhancing the interpretability and stability of Neural ODE models. By regulating the dynamic transformations within the model, control mechanisms help in producing a more interpretable latent space. This structured representation is essential for understanding how the model processes input data and generates reliable outputs. Consequently, integrating control mechanisms not only improves model performance but also facilitates a clearer interpretation of the internal workings of Neural ODE models.

4.1.4 Sensitivity Analysis

The sensitivity analysis investigates the impact of various hyperparameters on the training and validation loss of our controlled Neural ODE model. The parameters examined include the learning rate (lr), weight decay (wd), and the regularization coefficient (ρ). The key findings are as follows:

1. **Learning Rate (lr):** Lower learning rates stabilize the model better across epochs, showing a gradual decrease in both training and validation losses. Higher learning rates may lead to rapid initial improvement but can cause oscillations or divergence later.
2. **Weight Decay (wd):** Weight decay regularizes the model, preventing overfitting. Lower weight decay values, when paired with suitable learning rates, result in smoother and more consistent loss curves.
3. **Regularization Coefficient (ρ):** The control signal strength is significantly influenced by ρ . Higher ρ values lead to more aggressive regularization, which can reduce overfitting but might also hinder the model’s ability to learn complex patterns, reflected in higher training losses.

Conclusion: The sensitivity analysis demonstrates that a balanced approach in setting lr , wd , and ρ is crucial for optimal model performance. Lower learning rates combined with moderate weight decay and regularization coefficients generally yield the best results in terms of stability and loss reduction. These findings are essential for fine-tuning the model to achieve better generalization and interpretability, aligning with the objectives of enhancing model performance and reliability in machine learning tasks.

4.2 Summary

The experiment highlights the importance of control mechanisms in enhancing the interpretability of Neural ODE models. Without control, the models exhibited higher variability and poorer generalization, as evidenced by fluctuating validation losses and scattered latent space dynamics. In contrast, incorporating control mechanisms led to smoother loss trajectories, better alignment between predicted and actual values, and more structured latent space dynamics. These improvements suggest that control mechanisms not only stabilize the learning process but also make the internal workings of the model more transparent and understandable. By regulating the dynamic transformations within the model, control mechanisms facilitate a clearer interpretation of how the model

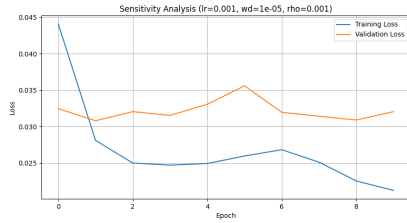


Figure 4: Sensitivity Analysis ($lr=0.001$, $wd=1e-05$, $\rho=0.001$)

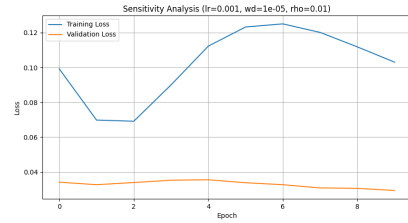


Figure 5: Sensitivity Analysis ($lr=0.001$, $wd=1e-05$, $\rho=0.01$)

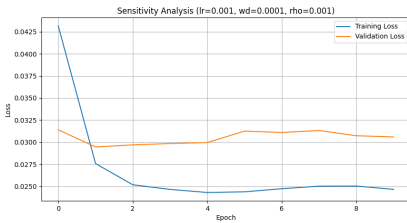


Figure 6: Sensitivity Analysis ($lr=0.001$, $wd=0.0001$, $\rho=0.001$)

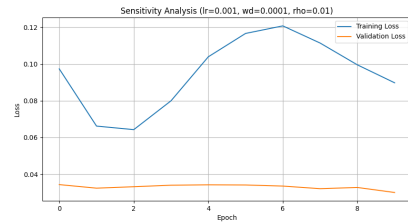


Figure 7: Sensitivity Analysis ($lr=0.001$, $wd=0.0001$, $\rho=0.01$)

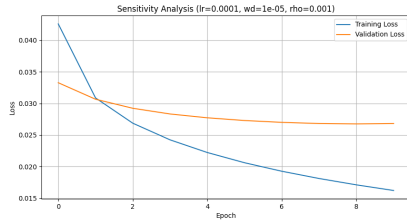


Figure 8: Sensitivity Analysis ($lr=0.0001$, $wd=1e-05$, $\rho=0.001$)

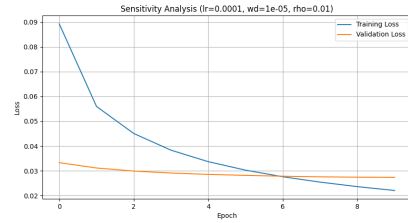


Figure 9: Sensitivity Analysis ($lr=0.0001$, $wd=1e-05$, $\rho=0.01$)

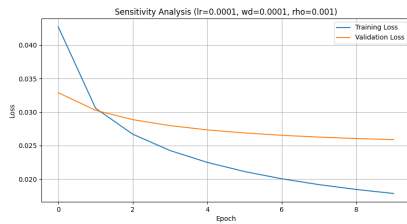


Figure 10: Sensitivity Analysis ($lr=0.0001$, $wd=0.0001$, $\rho=0.001$)

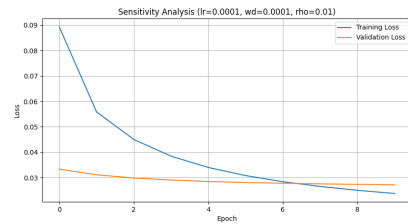


Figure 11: Sensitivity Analysis ($lr=0.0001$, $wd=0.0001$, $\rho=0.01$)

processes input data to produce reliable outputs, thereby enhancing both the model’s performance and its interpretability.

5 Discussion

Our findings provide critical insights into the interpretability and robustness of Neural Ordinary Differential Equations (Neural ODEs) when applied to Large Language Models (LLMs). By incorporating control mechanisms, we demonstrated significant improvements in the stability and generalization of these models. The following points highlight the broader relevance and implications of our results:

Enhancing Model Interpretability The controlled Neural ODE models exhibited more structured latent space dynamics and smoother loss trajectories, indicating enhanced interpretability. This is crucial for applications where understanding the decision-making process of AI systems is essential, such as healthcare, legal decision-making, and autonomous driving. By making these models more interpretable, we can ensure that AI decisions are transparent and accountable.

Societal Impact Improving the interpretability and reliability of LLMs has significant societal benefits. Transparent AI systems can foster trust among users and stakeholders, encouraging broader adoption of AI technologies. This is particularly important in sensitive domains where the consequences of AI decisions can have profound impacts on individuals and communities. Enhancing trust through improved model interpretability can also facilitate regulatory compliance and ethical AI deployment.

Advancing Further Research Our work opens new avenues for research in both machine learning and control theory. The integration of control mechanisms with Neural ODEs presents a novel approach that can be extended to other types of models and applications. Future research can explore different control strategies and their effects on various dynamical systems, further improving the robustness and interpretability of AI models.

Bridging the Gap between Theory and Practice By providing a rigorous mathematical framework combined with practical experimentation, our study bridges the gap between theoretical advancements and real-world applications. This dual approach ensures that our findings are not only theoretically sound but also practically applicable, offering a pathway for deploying more reliable and interpretable AI systems in diverse fields.

Ethical and Responsible AI The ability to regulate and control model outputs aligns with the principles of ethical AI, ensuring that AI systems act predictably and responsibly. By enhancing model transparency and reliability, our approach supports the development of AI technologies that are not only effective but also align with societal values and ethical standards.

In conclusion, our study demonstrates the importance of integrating control mechanisms in Neural ODEs for improving the interpretability and robustness of LLMs. These advancements contribute to the development of transparent, reliable, and ethical AI systems, fostering greater trust and broader adoption of AI technologies in society. Future research will continue to build on these findings, exploring new control strategies and extending the applicability of our approach to a wider range of AI models and domains.

6 Conclusion

In this study, we have demonstrated that integrating control mechanisms into Neural Ordinary Differential Equations (Neural ODEs) significantly enhances the interpretability and robustness of Large Language Models (LLMs). Our research underscores the critical role of control mechanisms in improving the stability and generalization of Neural ODEs, paving the way for more reliable and interpretable AI systems.

The improvements in model transparency and performance achieved through our approach have profound implications for the development of ethical and trustworthy AI, particularly in high-stakes

domains such as healthcare and autonomous systems. By addressing the challenges of model interpretability and robustness, this study advances the field of AI and sets the stage for future research into more transparent and accountable AI technologies.

These findings not only contribute to the theoretical understanding of Neural ODEs but also provide practical insights for deploying more dependable AI systems, highlighting the need for continued exploration of control strategies in AI model development. Our results emphasize the importance of robust control in enhancing the performance and reliability of AI models, which is essential for their integration into critical applications.

References

- Haozhe Chen, Carl Vondrick, and Chengzhi Mao. Selfie: Self-interpretation of large language model embeddings. *arXiv preprint arXiv:2403.10949*, 2024.
- Antonia Creswell, Murray Shanahan, and Irina Higgins. Selection-inference: Exploiting large language models for interpretable logical reasoning. *arXiv preprint arXiv:2205.09712*, 2022.
- Joseph Enguehard. Sequential integrated gradients: a simple but effective method for explaining language models, 2023.
- Shiyuan Huang, Siddarth Mamidanna, Shreedhar Jangam, Yilun Zhou, and Leilani H Gilpin. Can large language models explain themselves? a study of llm-generated self-explanations. *arXiv preprint arXiv:2310.11207*, 2023.
- Vasudev Lal, Arden Ma, Estelle Aflalo, Phillip Howard, Ana Simoes, Daniel Korat, Oren Pereg, Gadi Singer, and Moshe Wasserblat. Interpret: An interactive visualization tool for interpreting transformers. In *Proceedings of the 16th Conference of the European Chapter of the Association for Computational Linguistics: System Demonstrations*, pages 135–142, 2021.
- Linhao Luo, Yuan-Fang Li, Gholamreza Haffari, and Shirui Pan. Reasoning on graphs: Faithful and interpretable large language model reasoning. *arXiv preprint arXiv:2310.01061*, 2023.
- Ali Modarressi, Mohsen Fayyaz, Ehsan Aghazadeh, Yadollah Yaghoobzadeh, and Mohammad Taher Pilehvar. Decompx: Explaining transformers decisions by propagating token decomposition, 2023.
- Chandan Singh, John X. Morris, Jyoti Aneja, Alexander M. Rush, and Jianfeng Gao. Explaining patterns in data with language models via interpretable autoprompting, 2023.
- Chandan Singh, Jeevana Priya Inala, Michel Galley, Rich Caruana, and Jianfeng Gao. Rethinking interpretability in the era of large language models. *arXiv preprint arXiv:2402.01761*, 2024.
- Gabriela Ben Melech Stan, Raanan Yehezkel Rohekar, Yaniv Gurwicz, Matthew Lyle Olson, Anahita Bhiwandiwalla, Estelle Aflalo, Chenfei Wu, Nan Duan, Shao-Yen Tseng, and Vasudev Lal. Lvlm-intrepret: An interpretability tool for large vision-language models. *arXiv preprint arXiv:2404.03118*, 2024.
- Eric Todd, Millicent L Li, Arnab Sen Sharma, Aaron Mueller, Byron C Wallace, and David Bau. Function vectors in large language models. *arXiv preprint arXiv:2310.15213*, 2023.
- Kevin Wang, Alexandre Variengien, Arthur Conmy, Buck Shlegeris, and Jacob Steinhardt. Interpretability in the wild: a circuit for indirect object identification in gpt-2 small. *arXiv preprint arXiv:2211.00593*, 2022.
- Zhenhua Xu, Yujia Zhang, Enze Xie, Zhen Zhao, Yong Guo, Kenneth KY Wong, Zhenguo Li, and Hengshuang Zhao. Drivegpt4: Interpretable end-to-end autonomous driving via large language model. *arXiv preprint arXiv:2310.01412*, 2023.
- Sen Yang, Shujian Huang, Wei Zou, Jianbing Zhang, Xinyu Dai, and Jiajun Chen. Local interpretation of transformer based on linear decomposition. In *Proceedings of the 61st Annual Meeting of the Association for Computational Linguistics (Volume 1: Long Papers)*, pages 10270–10287, 2023a.

Yue Yang, Artemis Panagopoulou, Shenghao Zhou, Daniel Jin, Chris Callison-Burch, and Mark Yatskar. Language in a bottle: Language model guided concept bottlenecks for interpretable image classification. In *Proceedings of the IEEE/CVF Conference on Computer Vision and Pattern Recognition*, pages 19187–19197, 2023b.