

# First Heuristic Then Rational: Dynamic Use of Heuristics in Language Model Reasoning

Yoichi Aoki<sup>1,2</sup>, Keito Kudo<sup>1,2</sup>, Tatsuki Kuribayashi<sup>3</sup>,  
Shusaku Sone<sup>1</sup>, Masaya Taniguchi<sup>2</sup>, Keisuke Sakaguchi<sup>1,2</sup>, Kentaro Inui<sup>3,1,2</sup>

<sup>1</sup>Tohoku University, <sup>2</sup>RIKEN, <sup>3</sup>MBZUAI

{youichi.aoki.p2, keito.kudo.q4, sone.shusaku.r8}@dc.tohoku.ac.jp,  
{tatsuki.kuribayashi, kentaro.inui}@mbzuai.ac.ae,  
keisuke.sakaguchi@tohoku.ac.jp, masaya.taniguchi@riken.jp

## Abstract

Multi-step reasoning instruction, such as chain-of-thought prompting, is widely adopted to explore better language models (LMs) performance. We report on the systematic strategy that LMs employ in such a multi-step reasoning process. Our controlled experiments reveal that LMs rely more heavily on heuristics, such as lexical overlap, in the earlier stages of reasoning, where more reasoning steps remain to reach a goal. Conversely, their reliance on heuristics decreases as LMs progress closer to the final answer through multiple reasoning steps. This suggests that LMs can backtrack only a limited number of future steps and dynamically combine heuristic strategies with rationale ones in tasks involving multi-step reasoning.<sup>1</sup>

## 1 Introduction

When facing complex tasks, humans tend to seek shallow, heuristic solutions first (Erickson and Mattson, 1981; Frederick, 2005). Once these attempts are revealed to fail or elicit another reasonable solution, they switch to being more rational (Stanovich and West, 2000). Such systematic behavior helps us to predict how humans will tackle new problems. Given such a view, when it comes to predicting the behavior of language models (LMs) (Madaan and Yazdanbakhsh 2022; Zhang et al. 2024; *inter alia*), the following question naturally arises—Do LMs also use a similar *systematic* strategy to solve complex tasks, or is their strategy totally different from humans, or do they have no such strategies? This study explores an answer to this question. Such analyses will shed light on the cognitive plausibility of LMs in problem solving (Opedal et al., 2024; Eisape et al., 2024; Aher et al., 2023) as well as address general concerns of current neural models relying on superficial, heuristic cues overly and ending up with

<sup>1</sup>The code/data is available in <https://github.com/aoineko/Heuristic-and-Rational-Reasoning>

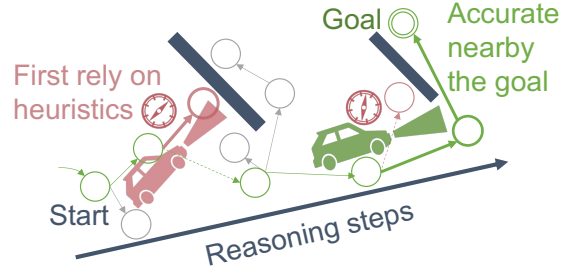


Figure 1: Illustration of the systematic reasoning strategy we discovered in language models 🚗. When the goal is distant from the current reasoning step, they tend to rely on heuristics 🚦 to take the next reasoning step, such as lexical overlap with a question, leading to the wrong direction (red path). In contrast, when the goal is within a limited distance, they are more likely to take rational actions (green path) to reach the goal.

irrational conclusions (Du et al., 2022; Lai et al., 2021; Jia and Liang, 2017; Ye et al., 2023; Chen et al., 2024).

In this paper, we demonstrate that LMs rely on shallow heuristics more frequently in the earlier phase of multi-step reasoning, and then gradually switch their reasoning strategy to be more rational and goal-oriented to make the right choice to reach the goal. From an engineering perspective, this highlights a limitation of modern LMs, including GPT-4 (OpenAI, 2023), in searching for a solution at the initial stage of step-by-step reasoning, particularly when tasks require many-step-long solutions, implying that they can backtrack only a limited number of future steps from the answer to the current progress of reasoning. From a cognitive perspective, their behaviors would be somewhat human-like in the sense that the models try to employ heuristics first in solving a complex problem. Moreover, this paper is the first to show that models are equipped with both heuristic and goal-oriented reasoning and dynamically switch between them as needed.

$p_1$ : Peggy has 5 apples.  
 $p_2$ : Walter has 2 more apples than Peggy has.  
 $p_3$ : Judy’s mother has 3 less apples than Peggy has.  
 $p_4$ : Judy has 2 more apples than Walter has.

$q$ : How many apples does Judy have?  
 Let’s think step-by-step.

Expected 3-step reasoning (minimal solution  $h^*$ ):

$t = 1$   $z_1$ : Peggy has 5 apples. (state  $p_1$ )  
 $t = 2$   $z_2$ : Walter has  $2+5=7$  apples. (paraphrase of  $p_2$ )  
 $t = 3$   $z_3$ : Judy has  $2+7=9$  apples. (paraphrase of  $p_4$ )

$$\mathbf{z} = [z_1, z_2, z_3] \quad \mathbf{h}^* = [p_1, p_2, p_4] \in P^*$$

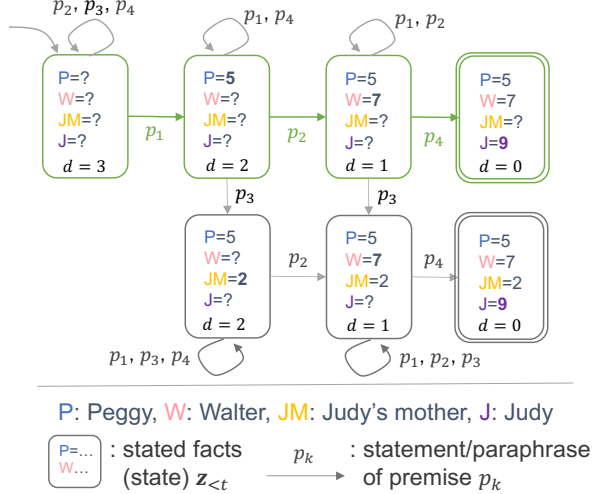


Figure 2: Overview of the task setting. Given premises and a question, a model answers the question step-by-step (left part). Through each reasoning step  $t$  of selecting/paraphrasing relevant premise  $p_k \in P$ , the available facts  $z$  are enriched (reasoning state progresses in the right part). If a reasoning step follows the minimal solution (green path in the right part), the distance to the answer  $d$  decreases.

## 2 Task

We adopt an arithmetic reasoning task as a controlled testbed to analyze LM’s reasoning ability (Figure 2 left). We will use natural and artificially controlled datasets in the experiments, but let us use the latter, more formal examples to explain the task overview.

**Arithmetic reasoning task:** The problem consists of a set of premises  $P = \{p_1, \dots, p_k\}$  and a question  $q$ . Each premise describes either type of fact: (i) Person A has  $n$  items ( $A=n$ ), or (ii) Person B has  $n$  more/fewer items than A has ( $B=A+n$  or  $B=A-n$ ). The question  $q$  asks the exact number of specific items a particular person ultimately has (*How many items does B have?*). Here, one should consider multiple premises to derive the final answer, e.g.,  $A=3$ ;  $B=2+A$ ;  $B=2+3=5$ . Notably, some premises are irrelevant to the answer; thus, models have to track which premise is necessary to reach the final answer.

**Reasoning step:** Let  $f$  be a model that is instructed to solve the task step-by-step. In each reasoning step  $t$ , the model  $f$  selects a particular premise  $p_i \in P$  and paraphrases it into a new fact  $z_t$  by eagerly resolving reference expressions based on the already stated facts  $z_{<t} = [z_1, \dots, z_{t-1}]$  as in equation (1):

$$(p_i, z_t) = f(P, q, z_{<t}) \quad (1)$$

For example, in Figure 2, when  $p_2$ , *Walter has 2 more apples than Peggy.*, is selected at a particular reasoning step, the respective  $z_t$  should be *Walter has  $2+5=7$  apples.* if  $z_{<t}$  already contains the number of apples Peggy has, i.e.,  $p_1$ .<sup>2</sup> Starting with an empty set of stated facts  $z = \{\}$ , the model recursively performs a reasoning step and can stop when outputting a special symbol EOS or answering the question  $q$ . Here, we denote the whole history of selected premises as  $h = [p_i, \dots, p_j] \in P^*$ , where  $P^*$  is Kleene closure of  $P$ . Its  $t$ -th element  $h_t$  is the premise to derive the  $t$ -th reasoning step  $z_t$ . Henceforth, we call  $h$  *reasoning steps* and focus on the ability to search for the right  $h$ .

**Solutions:** Among the possible reasoning steps  $P^*$ , there is a set of **solutions**  $H^\circ \subset P^*$ , where the final stated fact  $z_{-1}$  in a solution  $h \in H^\circ$  yields the right answer to the question  $q$ . Figure 2 illustrates such a set of solutions  $H^\circ$  as the steps leading to the final states of the state transition graph (right part of Figure 2), e.g.,  $[p_1, p_3, p_2, p_4] \in H^\circ$ .

**Minimal solution:** Within the set of solutions, there is only one **minimal solution**  $h^* \in H^\circ \subset P^*$ . Intuitively,  $h^*$  does not contain any irrelevant step to approach the answer; for example, the minimal solution of the problem in Figure 2 is  $[p_1, p_2, p_4] = h^*$ . To define  $h^*$ , let us first intro-

<sup>2</sup>If the reference can not be resolved with  $z_{<t}$ , the model repeats the selected premise  $p_i$  as  $z_t$ .

duce a distance to the answer. In each reasoning step  $t$ , one can determine the minimum number of remaining reasoning steps to reach the answer  $d \in \mathbb{N}$ , given  $\mathbf{h}_{\leq t} \in P^*$  and the initially provided premises  $P$ . The distance  $d$  can be derived from a state transition graph and the minimum number of transitions to the closest final states, as shown in Figure 2 (right part). Here, we denote the mapping function from  $\mathbf{h}_{\leq t}$  to  $d$  as  $g : P^* \rightarrow \mathbb{N}$ . For example,  $g([p_2, p_1, p_2]) = 1$  in Figure 2. A minimal solution  $\mathbf{h}^*$  satisfies  $\forall t g(\mathbf{h}_{\leq t}^*) < g(\mathbf{h}_{\leq t-1}^*)$ .

**Targeted ability of LMs:** We evaluate LMs’ ability to derive the minimal solution  $\mathbf{h}^*$  as instructed by 4-shot examples (Table 10). Notably, we do not care about the ability to correctly introduce a new fact  $z_t$  (Eq. 1), e.g., the accuracy of arithmetic operation (e.g.,  $5+2=7$ ), but separately focus on their search strategy to select the relevant premise to perform the next reasoning step.

### 3 Heuristics

Given existing studies on LMs’ use of heuristics (§5), we focus on the following types of heuristics:

**Lexical overlap between premise and question (OVERLAP):** Neural models generally tend to rely on superficial, shallow similarity of texts when considering their associations. We specifically examine whether models select premises with the same person name (PN) as the one in question as a representative of such biases. For example, given a question *how many apples Judy has*, premises such as *Judy’s mother got 3 apples* might be selected as a relevant fact, regardless of its necessity to reach the answer.

**Position of premise (POSITION):** It has been reported that models tend to select information, e.g., first and last, in specific positions in the context (Liu et al., 2024). We examine whether models tend to select the premise in the initial position of context.

**Grammatical feature of premise (NEGATIVE):** Given that a specific grammatical feature, e.g., negation word, is often a superficial cue (Du et al., 2021; Niven and Kao, 2019), we specifically analyze the bias that models avoid selecting premise with negation word, i.e., *not*.

## 4 Experiments

We first confirm that models indeed rely on particular types of heuristics in our setting (§4.1). Then, we investigate *when* in the step-by-step reasoning, such heuristics are more frequently exploited (§4.2).

**General settings:** We use four representative variants of large language models (LLMs): text-bison-001 version of Google’s PaLM2 (Anil et al., 2023), Llama2-13B (Touvron et al., 2023), gpt-3.5-turbo-0125 and gpt-4-0613 snapshots of OpenAI’s GPT-3.5-turbo (OpenAI, 2022) and GPT-4 (OpenAI, 2023). These models are instructed to yield a minimum solution via prompting.

### 4.1 Preliminary experiments

First, we confirm that LLMs exploit specific heuristics in natural and artificially controlled datasets during step-by-step reasoning.

**Settings:** We use two datasets as examples of multi-hop reasoning: GSM8K (Cobbe et al., 2021) (App. A) and artificially-controlled dataset with 4-step arithmetic reasoning (App. B). To perform controlled experiments towards the LLMs’ use of heuristics (§4), we extend GSM8K and the artificially controlled dataset to the OVERLAP, POSITION, and NEGATIVE variants. Each variant is created by adding one premise; there, the use of its corresponding heuristics make the model fail to find the minimal solution in step-by-step reasoning (1). For example, the POSITION dataset has an additional premise  $\tilde{p}$  (i.e., distractor) at the beginning of the sentences, which is irrelevant to answering the question  $\tilde{p} \notin \mathbf{h}^*$ . The POSITION heuristics will lead the model to select the first sentence, i.e., distractor, as a necessary fact. As a baseline, we also created BASE by adding a random distractor that does not match any of the three heuristics. If the model more frequently selects the distractors in the OVERLAP, POSITION, and NEGATIVE datasets, compared to BASE, we can confirm that models are at least biased towards our selected heuristics. We describe the details of the dataset creation process in Appendices A.1 and B.1.

**Results:** Table 1 shows the frequencies of mentioning the distractor at least once during reasoning. The scores for OVERLAP, POSITION, and NEGATIVE in Table 1) are generally higher (lower

Models	GSM8K			Artificial data				
	Base	Over. ↑	Pos. ↑	Neg. ↓	Base	Over. ↑	Pos. ↑	Neg. ↓
PaLM2	18.4%	<b>57.9%</b>	<b>19.7%</b>	<b>17.1%</b>	10.3%	<b>42.3%</b>	<b>12.0%</b>	<b>4.3%</b>
Llama2	43.2%	<b>69.7%</b>	<b>50.0%</b>	<b>14.5%</b>	32.6%	<b>67.7%</b>	<b>33.0%</b>	41.7%
GPT-3.5	35.5%	<b>67.1%</b>	<b>36.8%</b>	<b>22.4%</b>	21.0%	15.0%	<b>49.0%</b>	<b>0.0%</b>
GPT-4	21.1%	<b>35.5%</b>	<b>22.4%</b>	21.1%	0.0%	<b>0.01%</b>	0.0%	0.0%

Table 1: The frequency of the problems where the model selected a distractor  $\tilde{p}$  in step-by-step reasoning. “Over.”, “Pos.” and “Neg.” denote the OVERLAP, POSITION, and NEGATIVE heuristics. The results are bolded when the frequency of output misled by the distractor increased (Over.↑ and Pos.↑) or decreased (Neg.↓) compared to the base results. In camera-ready, add the above explanation to the caption.

for Negative) than the BASE scores across models and datasets. This indicates that LLMs, on average, tend to rely on our targeted heuristics (§3). Interestingly, different models yield different preferences towards distractor types; for example, Llama2 and GPT-3.5 have more biased premise positions than PaLM2 and GPT-4. Note that whether or not a distractor was selected was determined by some rules. Such details are explained in the Appendices A.2 and B.2.

## 4.2 Main experiments

Then, we further investigate the LMs’ dynamic use of heuristics. We hypothesized that **the more distant the current reasoning step is from the answer (higher  $d$  in §2), the more heavily models rely on heuristics**. Again, generating the minimal solution requires the model to track/plan the future path (remaining necessary and sufficient information) to reach the final answer, and its remaining length becomes longer at the initial phase of reasoning. If models have a limited capacity to track the future path, they may have to give up rational reasoning and rely on heuristics, particularly at the earlier stage of reasoning, where the volume of the remaining future path is likely to exceed the model’s capacity.

**Distractor and evaluation:** To investigate the relationship between the distance to the answer and the models’ reliance on heuristics, we identify at which steps heuristics are more likely to be exploited. Ideally, to facilitate a fair step-wise comparison, one should design a distractor *equally* attractive to all the reasoning steps in  $h^*$  and analyze when it is selected during the reasoning; however, such a distractor is inherently difficult

**Context:** Peggy has 5 apples. **Walter has 2 more apples than Peggy.** **Judy’s mother has 3 less apples than Peggy.** Judy has 4 more apples than Walter has.  
**Question:** How many apples does Judy have?

Table 2: Example of a distractor examined in §4.2. Suppose that  $h_1^*$  is “Peggy has 5 apples.” Two candidate premises with “Peggy” seem to be plausible continuations as  $h_2^*$ , but only one is relevant to the final answer (green), and the other is a distractor (orange).

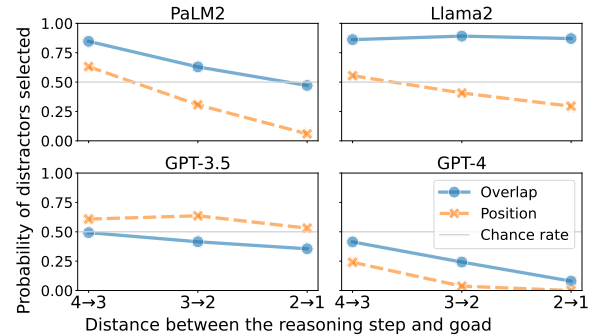


Figure 3: The ratio at which a particular distractor is selected (y-axis:  $r$ ) in each reasoning step (x-axis:  $d$ ).

to implement. Instead, we prepare multiple distractors  $\tilde{P}$  to the problem in artificial data; each of them  $\tilde{p}_t \in \tilde{P}$  correspond to each reasoning step  $h_t^*$  in the sense that both share the same person name that appeared in the previous step  $h_{t-1}^*$  (Table 2).<sup>3</sup> Similar to §4.1, we further modify each distractor  $\tilde{p}_t \in \tilde{P}$  to match each heuristic (Overlap with question or Position in §3).<sup>4</sup> In evaluation, for each  $t$ , partial correct reasoning steps  $h_{<t}^*$  are teacher-forced to a model, and we analyze whether the model selects the right next step  $h_t^*$  or its respective distractor  $\tilde{p}_t$ . Specifically, we calculate the frequency  $\#(\cdot)$  of models’ selecting  $\tilde{p}_t$  or  $h_t^*$ ; then, the ratio of exploiting a distractor  $r = \frac{\#\tilde{p}_t}{\#\tilde{p}_t + \#h_t^*}$  is reported. The chance rate should be 0.5.

Note that we could not use the GSM8K dataset in this experiment since designing such controlled distractors for each reasoning step was not feasible, i.e., our creation of artificial, controlled data enables this kind of analysis. In addition, we will not analyze the NEGATIVE heuristic in this experiment because it is a bias in the direction of

<sup>3</sup>To rule out the shortcut cue regarding the reference frequencies of each person name, we further added distractor premises to make the frequencies uniform.

<sup>4</sup>We excluded the Negative (avoidance) bias because if a model avoids negation in the latter step, we cannot distinguish whether it was due to the heuristic or rational search.



avoidance, making the experimental design complicated.

**Data:** We used 5-step artificial reasoning data; that is, the distance to the answer is five at first  $d = 5$  and will monotonically decrease ( $d = 5 \rightarrow 4 \rightarrow \dots \rightarrow 0$ ) through the steps in the minimal solution. The first ( $d = 5 \rightarrow 4$ ) and the last ( $d = 1 \rightarrow 0$ ) steps are excluded from our analysis for their special properties; e.g., the right last step can be identified simply by detecting the lexical overlap with the question.

**Results:** The results are shown in Figure 3. The x-axis is the change of remaining steps  $d$  to the goal in the respective reasoning step, and the y-axis is the ratio  $r$  of selecting distractors  $\tilde{p}_t$ . The more distant the current step is from the answer (larger  $d$ ), the more frequently the distractor is selected (larger  $r$ ), which is typically above the chance rate. PaLM2 and GPT-4 exhibited apparent tendencies of the negative slopes between  $d$  and  $r$ . These results match the hypothesized behavior, the model’s less rational behavior in earlier reasoning steps, and imply that they have a limited capacity to track the future reasoning path.

## 5 Related work

**Multi-step symbolic reasoning:** Given the general contrast between the symbolic and neural-based approaches in the artificial intelligence field (Hamilton et al., 2022), the community has questioned the ability of neural LMs in emulating particular symbolic operations, e.g., graph search algorithm (Aoki et al., 2023; Yao et al., 2023; Fang et al., 2024). In contrast, to identify what kind of symbolic tasks are (im)possible to solve for LMs by varying task complexities (Clark et al., 2020), we investigate the inherent, systematic biases in solving a particular symbolic reasoning task.

**Heuristics in LM:** Neural models have typically been distracted by superficial biases (Du et al., 2022). For example, they tend to use superficial linguistic artifacts (Lai et al., 2021; Sen and Saffari, 2020; Du et al., 2021; Niven and Kao, 2019), or more simply, positional features (Ko et al., 2020), even with chain-of-thought prompting (Madaan and Yazdanbakhsh, 2022); these motivated our experiments. This paper shows that the LLMs’ reliance on such heuristics changes dynamically as the reasoning progresses.

**Search algorithm:** Finding the shortest path between the start and the goal on a graph is a standard problem in computer science (Russell and Norvig, 1995). Our investigation of LMs on the arithmetic tasks can be seen as characterizing LMs’ biases as a search algorithm. The use of heuristics in graph search is, more or less, related to the A\* search algorithm (Hart et al., 1968), although heuristics in A\* search is a more narrow concept regarding the distance to the goal than those employed by LMs.

## 6 Conclusion

We have found a systematic strategy for the use of heuristics in LMs’ multi-step reasoning—a dynamic transition from a heuristic to a rational reasoning strategy during LMs’ step-by-step reasoning. These results are hopefully helpful for researchers to understand their underlying mechanism as well as for LM users to consider the inherent biases systems have.

## Limitations

This study focused only on four specific language models and two arithmetic tasks. Increasing the coverage of models and tasks is a possible future direction, although we ensured that our finding generalizes at least several models and task settings. In §4.2, we only used artificial datasets for designing controlled experiments to reduce confounding factors. Constructing a controlled but natural dataset to evaluate the reasoning strategies of LMs should be encouraged. Furthermore, our findings are based solely on the model’s outputs, i.e., behaviors. Elucidating the underlying mechanisms inside the model and the source of these biases (e.g., statistical patterns in training data) should be investigated in future work.

## Ethics statement

This paper does not involve ethical concerns in the sense that we (i) did not conduct human experiments, (ii) just created artificial data without any potentially harmful contents, and (iii) did not address tasks related to ethically sensitive topics.

## Acknowledgements

We thank the member of the Tohoku NLP Group for their cooperation in this research. This work was supported by JSPS KAKENHI Grant Numbers 21K21343 and 24K16077, JST CREST Grant

Number JPMJCR20D2, JST SPRING Grant Number JPMJSP2114, and JST BOOST Grant Number JPMJBS2421.

## References

- Gati V. Aher, Rosa I. Arriaga, and Adam Tauman Kalai. 2023. [Using large language models to simulate multiple humans and replicate human subject studies](#). In *International Conference on Machine Learning, ICML 2023, 23-29 July 2023, Honolulu, Hawaii, USA*, volume 202 of *Proceedings of Machine Learning Research*, pages 337–371.
- Rohan Anil, Andrew M. Dai, Orhan Firat, Melvin Johnson, Dmitry Lepikhin, Alexandre Passos, Siamak Shakeri, Emanuel Taropa, Paige Bailey, Zhifeng Chen, Eric Chu, Jonathan H. Clark, Laurent El Shafey, Yanping Huang, Kathy Meier-Hellstern, Gaurav Mishra, Erica Moreira, Mark Omernick, Kevin Robinson, Sebastian Ruder, Yi Tay, Kefan Xiao, Yuanzhong Xu, Yujing Zhang, Gustavo Hernández Ábrego, Junwhan Ahn, Jacob Austin, Paul Barham, Jan A. Botha, James Bradbury, Siddhartha Brahma, Kevin Brooks, Michele Catasta, Yong Cheng, Colin Cherry, Christopher A. Choquette-Choo, Aakanksha Chowdhery, Clément Crepy, Shachi Dave, Mostafa Dehghani, Sunipa Dev, Jacob Devlin, Mark Díaz, Nan Du, Ethan Dyer, Vladimir Feinberg, Fangxiaoyu Feng, Vlad Fienber, Markus Freitag, Xavier Garcia, Sebastian Gehrmann, Lucas Gonzalez, and et al. 2023. [Palm 2 technical report](#). *CoRR*, abs/2305.10403.
- Yoichi Aoki, Keito Kudo, Tatsuki Kuribayashi, Ana Brassard, Masashi Yoshikawa, Keisuke Sakaguchi, and Kentaro Inui. 2023. [Empirical investigation of neural symbolic reasoning strategies](#). In *Findings of the European Chapter of the Association for Computational Linguistics: EACL 2023*, pages 1154–1162, Dubrovnik, Croatia.
- Xinyun Chen, Ryan A. Chi, Xuezhi Wang, and Denny Zhou. 2024. [Premise order matters in reasoning with large language models](#). *CoRR*, abs/2402.08939.
- Peter Clark, Oyvind Tafjord, and Kyle Richardson. 2020. [Transformers as soft reasoners over language](#). In *Proceedings of the Twenty-Ninth International Joint Conference on Artificial Intelligence, IJCAI 2020*, pages 3882–3890.
- Karl Cobbe, Vineet Kosaraju, Mohammad Bavarian, Mark Chen, Heewoo Jun, Lukasz Kaiser, Matthias Plappert, Jerry Tworek, Jacob Hilton, Reiichiro Nakano, Christopher Hesse, and John Schulman. 2021. [Training verifiers to solve math word problems](#). *CoRR*, abs/2110.14168.
- Mengnan Du, Fengxiang He, Na Zou, Dacheng Tao, and Xia Hu. 2022. [Shortcut learning of large language models in natural language understanding: A survey](#). *CoRR*, abs/2208.11857.
- Mengnan Du, Varun Manjunatha, Rajiv Jain, Ruchi Deshpande, Franck Dernoncourt, Jiuxiang Gu, Tong Sun, and Xia Hu. 2021. [Towards interpreting and mitigating shortcut learning behavior of NLU models](#). In *Proceedings of the 2021 Conference of the North American Chapter of the Association for Computational Linguistics: Human Language Technologies, NAACL-HLT 2021*, pages 915–929.
- Tiwalayo Eisape, Michael Tessler, Ishita Dasgupta, Fei Sha, Sjoerd Steenkiste, and Tal Linzen. 2024. [A systematic comparison of syllogistic reasoning in humans and language models](#). In *Proceedings of the 2024 Conference of the North American Chapter of the Association for Computational Linguistics: Human Language Technologies, NAACL-HLT 2024*, pages 8425–8444.
- Thomas D. Erickson and Mark E. Mattson. 1981. [From words to meaning: A semantic illusion](#). *Journal of Verbal Learning and Verbal Behavior*, 20(5):540–551.
- Meng Fang, Shilong Deng, Yudi Zhang, Zijing Shi, Ling Chen, Mykola Pechenizkiy, and Jun Wang. 2024. [Large language models are neurosymbolic reasoners](#). In *Proceedings of the AAAI Conference on Artificial Intelligence*, pages 17985–17993.
- Shane Frederick. 2005. [Cognitive reflection and decision making](#). *Journal of Economic Perspectives*, 19(4):25–42.
- Kyle Hamilton, Aparna Nayak, Bojan Bozic, and Luca Longo. 2022. [Is neuro-symbolic AI meeting its promise in natural language processing? A structured review](#). *CoRR*, abs/2202.12205.
- Peter E. Hart, Nils J. Nilsson, and Bertram Raphael. 1968. [A formal basis for the heuristic determination of minimum cost paths](#). *IEEE Transactions on Systems Science and Cybernetics*, 4(2):100–107.
- Robin Jia and Percy Liang. 2017. [Adversarial examples for evaluating reading comprehension systems](#). In *Proceedings of the 2017 Conference on Empirical Methods in Natural Language Processing, EMNLP 2017*, pages 2021–2031.
- Miyoung Ko, Jinhyuk Lee, Hyunjae Kim, Gangwoo Kim, and Jaewoo Kang. 2020. [Look at the first sentence: Position bias in question answering](#). In *Proceedings of the 2020 Conference on Empirical Methods in Natural Language Processing, EMNLP 2020*, pages 1109–1121.
- Yuxuan Lai, Chen Zhang, Yansong Feng, Quzhe Huang, and Dongyan Zhao. 2021. [Why machine reading comprehension models learn shortcuts?](#) In *Findings of the Association for Computational Linguistics: ACL/IJCNLP 2021*, pages 989–1002.
- Nelson F. Liu, Kevin Lin, John Hewitt, Ashwin Paranjape, Michele Bevilacqua, Fabio Petroni, and Percy Liang. 2024. [Lost in the Middle: How Language Models Use Long Contexts](#). *Transactions of the*

- Association for Computational Linguistics*, 12:157–173.
- Aman Madaan and Amir Yazdanbakhsh. 2022. [Text and patterns: For effective chain of thought, it takes two to tango](#). *CoRR*, abs/2209.07686.
- Timothy Niven and Hung-Yu Kao. 2019. [Probing neural network comprehension of natural language arguments](#). In *Proceedings of the 57th Conference of the Association for Computational Linguistics, ACL 2019, Volume 1*, pages 4658–4664. Association for Computational Linguistics.
- Andreas Opedal, Alessandro Stolfo, Haruki Shirakami, Ying Jiao, Ryan Cotterell, Bernhard Schölkopf, Abulhair Saparov, and Mrinmaya Sachan. 2024. [Do language models exhibit the same cognitive biases in problem solving as human learners?](#) In *Forty-first International Conference on Machine Learning*.
- OpenAI. 2022. [Introducing chatgpt](#).
- OpenAI. 2023. [GPT-4 technical report](#). *CoRR*, abs/2303.08774.
- Stuart J. Russell and Peter Norvig. 1995. *Artificial intelligence - a modern approach: the intelligent agent book*. Prentice Hall series in artificial intelligence. Prentice Hall.
- Priyanka Sen and Amir Saffari. 2020. [What do models learn from question answering datasets?](#) In *Proceedings of the 2020 Conference on Empirical Methods in Natural Language Processing, EMNLP 2020*, pages 2429–2438.
- Keith E. Stanovich and Richard F. West. 2000. [Individual differences in reasoning: Implications for the rationality debate?](#) *Behavioral and Brain Sciences*, 23(5):645–665.
- Hugo Touvron, Louis Martin, Kevin Stone, Peter Albert, Amjad Almahairi, Yasmine Babaei, Nikolay Bashlykov, Soumya Batra, Prajwal Bhargava, Shruti Bhosale, Dan Bikel, Lukas Blecher, Cristian Canton-Ferrer, Moya Chen, Guillem Cucurull, David Esiobu, Jude Fernandes, Jeremy Fu, Wenyin Fu, Brian Fuller, Cynthia Gao, Vedanuj Goswami, Naman Goyal, Anthony Hartshorn, Saghar Hosseini, Rui Hou, Hakan Inan, Marcin Kardas, Viktor Kerkez, Madian Khabsa, Isabel Kloumann, Artem Korenev, Punit Singh Koura, Marie-Anne Lachaux, Thibaut Lavril, Jenya Lee, Diana Liskovich, Yinghai Lu, Yuning Mao, Xavier Martinet, Todor Mihaylov, Pushkar Mishra, Igor Molybog, Yixin Nie, Andrew Poulton, Jeremy Reizenstein, Rashi Rungta, Kalyan Saladi, Alan Schelten, Ruan Silva, Eric Michael Smith, Ranjan Subramanian, Xiaoqing Ellen Tan, Binh Tang, Ross Taylor, Adina Williams, Jian Xiang Kuan, Puxin Xu, Zheng Yan, Iliyan Zarov, Yuchen Zhang, Angela Fan, Melanie Kambadur, Sharan Narang, Aurélien Rodriguez, Robert Stojnic, Sergey Edunov, and Thomas Scialom. 2023. [Llama 2: Open foundation and fine-tuned chat models](#). *CoRR*, abs/2307.09288.
- Shunyu Yao, Dian Yu, Jeffrey Zhao, Izhak Shafran, Thomas L. Griffiths, Yuan Cao, and Karthik Narasimhan. 2023. [Tree of thoughts: Deliberate problem solving with large language models](#). *CoRR*, abs/2305.10601.
- Mengyu Ye, Tatsuki Kuribayashi, Jun Suzuki, Goro Kobayashi, and Hiroaki Funayama. 2023. [Assessing step-by-step reasoning against lexical negation: A case study on syllogism](#). In *Proceedings of the 2023 Conference on Empirical Methods in Natural Language Processing, EMNLP 2023*, pages 14753–14773.
- Muru Zhang, Ofir Press, William Merrill, Alisa Liu, and Noah A. Smith. 2024. [How language model hallucinations can snowball](#). In *Forty-first International Conference on Machine Learning*.

---

**Context:** James<sub>name</sub> decides to run 3<sub>num</sub> sprints 3<sub>num</sub> times a week. He<sub>pronoun</sub> runs 60<sub>num</sub> meters each sprint.

**Question:** How many total meters does he<sub>pronoun</sub> run a week?

---

**Person’s Names :** James

**Numbers :** 3,60

---

Table 3: Extraction of names, personal pronouns, and numbers on GSM8K.

## A GSM8K experiments in §4.1

### A.1 Dataset construction process

As described in 4.1, we modify the existing multi-hop numerical reasoning dataset, GSM8K (distributed under the MIT license), to construct the evaluation dataset. The dataset construction process is divided into two steps: 1. Extracting instances from GSM8K, and 2. Inserting distractors according to the heuristic we want to evaluate for each extracted problem statement.

#### A.1.1 Instance extraction

There is no guarantee that the premises added during data expansion will not affect the solution. Therefore, instances are extracted in which the addition of premises has little effect on the solution. Specifically, we extract instances from the GSM8K evaluation dataset following the process below:

1. We manually create a list of 50 person names (PNs) from a subset of the GSM8K evaluation dataset.
2. Using regular expressions, we identify PNs from this list.
3. We identify pronouns and numerical expressions present in each instance.
4. We extracted instances that included precisely one from our list in both the context and the question, and where either the PN or a pronoun appears in the question (e.g., Table 3).
5. We replaced all pronouns within the extracted instances with the corresponding person’s name.

In the following process, information on persons not appearing in the problem statement is added

as distractors. The instance questions extracted above are about persons in the problem statement. Therefore, it can be guaranteed that adding a distractor will not change the answer by such a process.

### A.1.2 Distractor insertion

Subsequently, we added distractors to the extracted instances according to each heuristic, thereby constructing 76 instances for the evaluation dataset. Below, we will describe the process of creating the evaluation dataset for each heuristic.

**Base** We insert a template-based random distractor (i.e.,  $\tilde{p}$ ) into each instance as a baseline. The distractor was created using the following steps:

1. We randomly selected one sentence from the instance that included a PN or pronoun and a numerical expression.
2. We replaced the PN or pronoun in the selected sentence with a placeholder, [name].
3. We replaced the numerical expression in the selected sentence with a placeholder, [num].
4. We replaced [name] with a randomly selected name from the list of PNs created in A.1.1, excluding the name already present in the instance.
5. We replaced [num] with another value.<sup>5</sup>
6. We inserted the created distractor into a random position in the context other than the beginning of the instance.

For example, When the sentence “James decides to run 3 sprints 3 times a week.” is selected from the instance in Table 3, a template “[name] decides to run [num] sprints [num] times a week.” is crafted. Names and numbers are randomly selected from the candidates and placed into these placeholders, and the resulting distractor is then inserted into the context.

---

<sup>5</sup>The replacement number was calculated by multiplying each number appearing in the sentence by either 0.5, 0.8, 1.2, 1.5, or 2 and then rounding down to the nearest whole number.



**Overlap** To evaluate whether the Overlap heuristic influences the model, we insert distractors  $\tilde{p}$  into each instance following the steps below:

1. We substituted the placeholder [name] within the Base distractor template with the person’s name found in the instance, appended by relational phrases such as “’s mother”, “’s father”, “’s son”, or “’s neighborhood” (e.g., in the instance from Table 3, this would become “James’s mother”).
2. We replaced the number in the sentence with another numerical value.
3. We placed the constructed distractor into context at the location where the Base distractor was positioned in the instance.

**Position** To evaluate whether the heuristic of Position induces the model, we insert distractors  $\tilde{p}$  into each instance. Each distractor is identical to the Base distractor except for its insertion point. Specifically, we relocated the distractor’s insertion point to a random position closer to the beginning of the context than the position used for the Base distractor.

**Negative** To evaluate the model’s response to the Negative heuristic, we insert distractors  $\tilde{p}$  into each instance created based on the following template:

[name] doesn’t have [num] [object].

In this template:

- [name] is substituted with a random PN included in the instance.
- [object] is replaced with one of the following items: “apples,” “bananas,” “grapes,” “pencils,” or “books.”
- [num] is replaced with a different numerical value, using the same algorithm for creating the Base distractor.

## A.2 Evaluation

To determine whether the LMs selected the distractor during reasoning, we check if the numbers in the distractor  $\tilde{p}$  are in the facts  $z$ . We calculate the frequency of instances where the distractor is selected.

---

Context : [nameA] has [num] [object].  
[nameB] has [num] [relation] [object] than [nameA].  
[nameC] has [num] [relation] [object] than [nameB].  
[nameD] has [num] [relation] [object] than [nameC].

Question : How many [object] does [nameD] have?

distractor : [nameE] has [num] [relation] [object] than [nameX].

---

Table 4: Template of artificial data in §4.1.

## B Artificial-data experiments in §4.1

### B.1 Dataset construction process

**Base** We construct the artificial data using the method outlined below, based on the template presented in Table 4.

- Randomly assign one of the following names to the placeholders [nameA] to [nameE]: “Alice,” “Bob,” “Carol,” “Dave,” “Eve,” “Frank,” “Grace,” “Heidi,” “Ivan,” “Judy,” “Kevin,” “Larry,” “Mallory,” “Nancy,” “Olivia,” “Peggy,” “Quentin,” “Rob,” “Sybil,” “Trent,” “Ursula,” “Victor,” “Walter,” “Xavier,” “Yvonne,” or “Zoe.”
- Assign a randomly selected value from [nameA] to [nameD] to the placeholder [nameX].
- Assign a random number from 0 to 100 to the placeholder [num].
- Assign one of the objects “apples,” “bananas,” “grapes,” “pencils,” or “books” to the placeholder [object].
- Assign either “more” or “fewer” to the placeholder [relation].
- Randomly shuffle the order of the sentences.

**Overlap** We constructed a dataset to evaluate whether the Overlap heuristic induced the model by making certain modifications to the Base distractor for each instance. Specifically, we modified the value of [nameD] by appending relational phrases such as “’s mother”, “’s father”, “’s son”, or “’s neighborhood” to the existing value of [nameD]. We then assigned this modified value to [nameE].

---

Cntext : [nameA] has [num] [object].  
[nameB] has [num] [relation] [object] than [nameA].  
[nameC] has [num] [relation] [object] than [nameB].  
[nameD] has [num] [relation] [object] than [nameC].  
[nameE] has [num] [relation] [object] than [nameD].

Question : How many [object] does [nameE] have?

heuristic distractor :

[nameF] has [num] [relation] [object] than [nameA].  
[nameG] has [num] [relation] [object] than [nameB].  
[nameH] has [num] [relation] [object] than [nameC].

distractor:

[nameI] has [num] [relation] [object] than [nameD].  
[nameJ] has [num] [relation] [object] than [nameF].  
[nameK] has [num] [relation] [object] than [nameF].  
[nameL] has [num] [relation] [object] than [nameG].  
[nameM] has [num] [relation] [object] than [nameG].  
[nameN] has [num] [relation] [object] than [nameJ].  
[nameO] has [num] [relation] [object] than [nameJ].  
[nameP] has [num] [relation] [object] than [nameK].  
[nameQ] has [num] [relation] [object] than [nameK].

---

Table 5: Template of artificial data in §4.2.

**Position** We modify the Base distractor to evaluate if the Position heuristic induces the model. Specifically, we altered the insertion point of the Base distractor to a randomly chosen position closer to the context’s beginning than the original position used in the Base distractor.

**Negative** To evaluate whether the Neg induces the model heuristic, we construct a dataset by modifying the Base distractor. Specifically, we convert the Base distractor into a negative expression (e.g., [nameE] *doesn’t have* [num] [relation] [object] than [nameX]).

## B.2 Evaluation

To determine whether the LMs selected the distractor during reasoning, we check if the subject of the distractor (i.e., [nameE]) is included in the facts  $z$ . We calculate the frequency of instances where the distractor is selected.

## C Artificial data in §4.2

We prepare a template similar to a Table 5 and assign values to the template according to the following steps:

- We create template as shown in table4.
- Within the template, placeholders [nameA] to [nameQ] is filled randomly with names such as “Alice”, “Bob”, “Carol”, “Dave”, “Eve”, “Frank”, “Grace”, “Heidi”, “Ivan”,

“Judy”, “Kevin”, “Larry”, “Mallory”, “Nancy”, “Olivia”, “Peggy”, “Quentin”, “Rob”, “Sybil”, “Trent”, “Ursula”, “Victor”, “Walter”, “Xavier”, “Yvonne”, “Zoe”.

- The placeholder [num] is filled with a random number from 0 to 100.
- The placeholder [object] is filled randomly with items such as “apples”, “bananas”, “grapes”, “pencils”, “books”.
- The placeholder [relation] is assigned either “more” or “fewer”.
- Sentences within the context are shuffled randomly.
- A distractor is inserted at a random position.

Then, using the following procedures, We create each expanded dataset. Each targeted heuristic strongly influences the heuristic distractors designed in this study. Each dataset consists of 300 problems.

- For the Overlap dataset, the values “s mother”, “s father”, “s son”, and “s neighborhood” are appended to [nameE] and assigned respectively to [nameF], [nameG], and [nameH]. Each of [nameF], [nameG], and [nameH] hold different values.
- For the Position dataset, the sentences with [nameF], [nameG], and [nameH] as the subjects have distractors inserted closer to the beginning of the context than the sentences with [nameB], [nameC], and [nameD] as the subjects. For other datasets, heuristic distractors are inserted at random positions.
- For the Negative dataset, the form of the heuristic distractor is changed to a negative form.

In §4.2, the method to identify which premises are used for reasoning was similar to that in App. B, relying on regular expressions.

## D Measuring accuracy in §4.1

This paper was mainly concerned with the frequency of distractor selection. To ensure that the model is not producing crappy output in these experiments, we measure the accuracy. Table 6 below shows the accuracy rates of each model on

	Base	Over.	Pos.	Neg.
PaLM2	64.5%	59.2%	60.5%	71.1%
Llama2	30.3%	34.2%	30.3%	27.6%
GPT-3.5	81.6%	64.5%	81.6%	82.9%
GPT-4	85.5%	84.2%	82.9%	92.1%

Table 6: The accuracy while solving GSM8K.

	Base	Over.	Pos.	Neg.
PaLM2	60.0%	58.7%	77.0%	80.7%
Llama2	21.3%	14.3%	22.3%	20.0%
GPT-3.5	84.6%	87.3%	87.6%	82.9%
GPT-4	98.7%	94.0%	98.0%	99.7%

Table 7: The accuracy while solving artificial reasoning tasks.

GSM8K. Additionally, Table 7 below shows the accuracy rates of each model on artificial data.

From the Table 6, 7, it is shown that GPT-4 had the highest accuracy rates across the datasets, while Llama2 had the lowest. It is expected that these outcomes are due to differences in the number of parameters in the model.

## E Generation settings

When using GPT-3.5 and GPT-4, the settings are adjusted to temperature=0.0, frequency\_penalty=0, and presence\_penalty=0. Similarly, for PaLM2 and Llama2, the temperature is set to 0, with no sampling.

We use NVIDIA RTX A6000 (48GB) GPUs for inference with Llama2.

## F Few-shot examples

The few-shot examples for models regarding datasets GSM8K and artificial data are shown in the respective Tables 9, 10.

## G Effect of few-shot examples

We investigate whether the few-shot examples trigger the model’s heuristic. Specifically, we replace the few-shot examples in the following ways to study the relationship between the model’s heuristic and its inputs:

1. We change the few-shot examples to induce Overlap (as shown in Table 11) and examine whether this increases the reasoning frequency with the use of distractors in the Overlap dataset compared to what is shown in Table 1.
2. We change the few-shot examples to induce Position (as shown in Table 12) and check if there’s

	Over.↑	Pos.↑	Neg.↓
PaLM2	41.0%	14.0%	5.7%
Llama2	82.0%	93.3%	28.0%
GPT-3.5	11.7%	35.0%	0.0%
GPT-4	0.0%	0.0%	0.0%

Table 8: The frequency at which the model selected a distractor (i.e.,  $\tilde{p}$ ) while solving artificial reasoning tasks after changing few-shot examples.

an increase in reasoning frequency with the use of distractors in the Position dataset compared to Table 1.

3. We change the few-shot examples to induce Negative (as shown in Table 13), and investigate if there’s a decrease in reasoning frequency with the use of distractors in the Negative dataset compared to Table 1.

We measure the frequency of selecting  $\tilde{p}$  in §4.1. The results are presented in Table 8. As shown in Tables 1, 8, although the few-shot examples fed into the models such as GPT-3.5, GPT-4, and PaLM2 was changed, there was no significant change in reasoning frequency as described. This suggests that the model’s heuristic does not merely mimic the examples provided as input. On the other hand, the Llama2 model was more prone to being misled by changes in input, and smaller models demonstrated a reduced capacity to reach the correct answers.

## H Effects of increasing the number of distractors

We investigate whether the same results could be obtained when the number of distractors that do not include heuristics increases. Specifically, we prepare the same settings as in §4.2 and add distractors that do not include heuristics. We define the distractors that include heuristics as  $\tilde{p}_{t,\text{heuristic}}$  and those that do not as  $\tilde{p}_{t,\text{non-heuristic}}$ . The ratio of  $\tilde{p}_{t,\text{heuristic}}$  to  $\tilde{p}_{t,\text{non-heuristic}}$  in the problem text is 1:8. In this experiment, we use a model that could produce reasonable output even when the context length increases. Specifically, we use only the GPT-3.5-turbo and GPT-4.

Figures 4 and 5 show how many times out of 100 times the model selected  $\tilde{p}_{t,\text{heuristic}}$ ,  $\tilde{p}_{t,\text{non-heuristic}}$ , and  $h_t^*$  at each step. Figures 4 and 5 show the experimental results for the cases where the heuristics included in the distractor are overlap and position, respectively. Figures 4 and 5 show that the number of cases in which the shortest path

Answer the context question using the following example.

**Context:** Leo’s assignment was divided into three parts. Weng earns \$12 an hour for babysitting. It took Leo twice as long to finish the second part. Yesterday, she just did 50 minutes of babysitting.

**Question:** How much did Weng earn?

**Answer:**

Weng earns  $12/60 = 0.2$  per minute.  
Working 50 minutes, she earned  $0.2 \times 50 = 10$ .  
The final answer is 10.

**Context:** Betty is saving money for a new wallet, which costs \$100. Betty has only half of the money she needs. Alice is saving money for a new wallet, which costs \$2000. Betty’s parents decided to give Betty \$15 for that purpose, and her grandparents twice as much as her parents. Question: How much more money does Betty need to buy the wallet?

**Question:** How much more money does Betty need to buy the wallet?

**Answer:**

In the beginning, Betty has only  $100 / 2 = 50$ .  
Betty’s parents gave her 15.  
Betty’s grandparents gave her  $15 * 2 = 30$ .  
This means Betty needs  $100 - 50 - 15 - 30 = 5$  more.  
The final answer is 5.

**Context:** Julie is reading a 120-page book. Yesterday, Julie was able to read 12 pages, and today, she read twice as many pages as yesterday. Julie’s mother makes \$18.00 an hour.

**Question:** If Julie wants to read half of the remaining pages tomorrow, how many are left to read?

**Answer:**

Julie read  $12 \times 2 = \ll 12 * 2 = 24 \gg 24$  pages today  
So, she was able to read a total of  $12 + 24 = 36$  pages since yesterday.  
There are  $120 - 36 = 84$  pages left to be read.  
Since she wants to read half of the remaining pages tomorrow, she should read  $84/2 = 42$  pages.  
The final answer is 42.

**Context:** James writes a 2-page letter to 4 different friends who live in America twice a week. James writes a 3-page letter to 2 different friends who live in Japan twice a week.

**Question:** How many pages does James write each friend who lived in Japan for a year?

**Answer:**

He writes each friend  $3 * 2 = 6$  pages a week.  
So, he writes  $6 * 2 = 12$  pages every week.  
That means he writes  $12 * 52 = 624$  pages a year.  
The final answer is 624.

Table 9: Examples of input given when solving GSM8K.

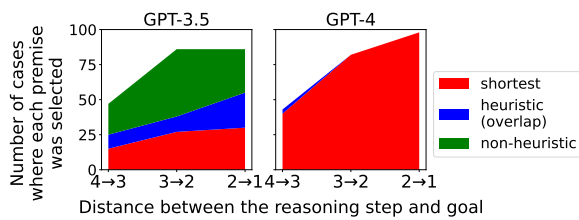


Figure 4: Number of cases where a particular distractor is selected (y-axis:  $r$ ) in each reasoning step (x-axis:  $d$ ). The heuristic to be included in the distractor is overlap.

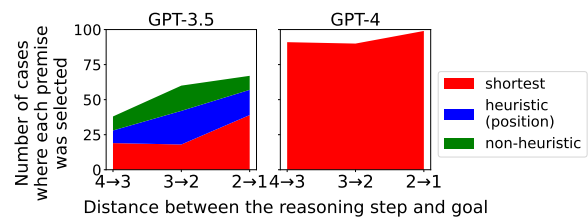


Figure 5: Number of cases where a particular distractor is selected (y-axis:  $r$ ) in each reasoning step (x-axis:  $d$ ). The heuristic to be included in the distractor is position.

is selected increases as the goal is reached. The ratio of distractors that include heuristics to those that do not is 1:8, but the ratio of distractors that include heuristics when distractors are selected is higher than  $1/(1+8)$ . Therefore, this suggests that premises are being selected using heuristics. Except for the GPT-3.5 (overlap) results, the number

of cases where a destructor is selected decreases as the goal is approached. These results are as with the results for 4.2. The results of GPT-3.5 (overlap) may indicate that the increase in the number of distractors has reduced the focus on distractors, including heuristics.



## **I Usage of Writing Assistance**

We use publicly available writing assistance tools, including Grammarly, to refine the language for readability.

---

Answer the context question using the following example.

**Context:** Walter has -22 apples. Ursula has 3 more apples than Walter. Victor has 3 more apples than Ursula. Quentin has 2 more apples than Ursula. Nancy has 3 more apples than Walter. Zoe has 3 more apples than Nancy. Heidi has 3 more apples than Nancy. Carol's mother has 4 apples. Xavier has 3 more apples than Carol's mother. Peggy has 4 more apples than Xavier. Dave has 13 more apples than Xavier. Bob has 1 more apples than Carol's mother. Alice has 3 more apples than Bob. Sybil has 56 more apples than Bob.

**Question:** How many apples does Dave have?

**Answer:**

Carol's mother has 4 apples, and Xavier has 3 more apples than Carol's mother. So, Xavier has  $4+3=7$  apples. Xavier has 7 apples, and Dave has 13 more apples than Xavier. So, Dave has  $7+13=20$  apples. The final answer is 20.

**Context:** Alice has 92 more bananas than Mallory. Victor has 10 fewer bananas than Walter. Xavier has 59 more bananas than Sybil. Yvonne has 79 more bananas than Sybil. Judy has 23 more bananas than Alice. Dave has 60 more bananas than Victor. Quentin has 35 fewer bananas than Peggy. Heidi has 95 more bananas than Victor. Ursula doesn't have 32 more bananas than Peggy. Larry has 17 fewer bananas than Alice. Zoe has 58 fewer bananas than Yvonne. Ivan has 43 fewer bananas than Yvonne. Walter has 43 fewer bananas than Mallory. Nancy has 34 bananas. Grace has 41 more bananas than Xavier. Mallory has 55 fewer bananas than Nancy. Sybil has 3 fewer bananas than Nancy. Peggy has 50 more bananas than Walter. Trent has 33 fewer bananas than Xavier.

**Question:** How many bananas does Quentin have?

**Answer:**

Nancy has 34 bananas, and Mallory has 55 fewer bananas than Nancy. So, Mallory has  $34-55=-21$  bananas. Mallory has -21 bananas, and Walter has 43 fewer bananas than Mallory. So, Walter has  $-21-43=-64$  bananas. Walter has -64 bananas, and Peggy has 50 more bananas than Walter. So, Peggy has  $-64+50=-14$  bananas. Peggy has -14 bananas, and Quentin has 35 fewer bananas than Peggy. So, Quentin has  $-14-35=-49$  bananas. The final answer is -49.

**Context:** Zoe has 10 more apples than Yvonne's son. Eve has 2 apples. Yvonne's son has 3 more apples than Eve. Quentin has 3 more apples than Yvonne. Yvonne has 3 fewer apples than Zoe. Alice has 3 more apples than Grace. Trent has 34 more apples than Zoe. Ivan has 3 apples. Ursula has 3 more apples than Zoe. Grace has 3 apples. Xavier doesn't have 3 more apples than Ivan.

**Question:** How many apples does Yvonne have?

**Answer:**

Eve has 2 apples, and Yvonne's son has 3 more apples than Eve. So, Yvonne's son has  $2+3=5$  apples. Yvonne's son has 5 apples, and Zoe has 10 more apples than Yvonne's son. So, Zoe has  $5+10=15$  apples. Zoe has 15 apples, and Yvonne has 3 fewer apples than Zoe. So, Yvonne has  $15-3=12$  apples. The final answer is 12.

**Context:** Kevin's friend has 33 fewer grapes than Rob. Ivan has 43 more grapes than Victor. Victor has 33 fewer grapes than Kevin's friend. Ursula has 75 fewer grapes than Zoe. Alice has 11 more grapes than Eve. Dave has 11 more grapes than Eve. Olivia has 29 more grapes than Kevin's friend. Mallory has 97 more grapes than Olivia. Judy has 78 more grapes than Olivia. Rob has 55 grapes. Frank has 70 fewer grapes than Heidi. Eve has 84 fewer grapes than Sybil. Xavier has 36 more grapes than Heidi. Sybil has 55 fewer grapes than Trent. Kevin has 43 fewer grapes than Zoe. Heidi has 61 fewer grapes than Trent. Zoe has 88 more grapes than Sybil. Trent has 40 more grapes than Rob. Walter has 38 more grapes than Victor.

**Question:** How many grapes does Kevin have?

**Answer:**

Rob has 55 grapes, and Trent has 40 more grapes than Rob. So, Trent has  $55+40=95$  grapes. Trent has 95 grapes, and Sybil has 55 fewer grapes than Trent. So, Sybil has  $95-55=40$  grapes. Sybil has 40 grapes, and Zoe has 88 more grapes than Sybil. So, Zoe has  $40+88=128$  grapes. Zoe has 128 grapes, and Kevin has 43 fewer grapes than Zoe. So, Kevin has  $128-43=85$  grapes. The final answer is 85.

---

Table 10: Examples of input given when solving an artificial dataset.

---

Answer the context question using the following example.

**Context:** Context: Walter has -22 apples. Ursula has 3 more apples than Walter. Victor has 3 more apples than Ursula. Quentin has 2 more apples than Ursula. Nancy has 3 more apples than Walter. Zoe has 3 more apples than Nancy. Heidi has 3 more apples than Nancy. Dave's mother has 4 apples. Dave's father has 3 more apples than Dave's mother. Peggy has 4 more apples than Dave's father. Dave has 13 more apples than Dave's father. Bob has 1 more apples than Carol's mother. Alice has 3 more apples than Bob. Sybil has 56 more apples than Bob.

**Question:** How many apples does Dave have?

**Answer:**

Dave's mother has 4 apples, and Dave's father has 3 more apples than Dave's mother. So, Dave's father has  $4+3=7$  apples.

Dave's father has 7 apples, and Dave has 13 more apples than Dave's father. So, Dave has  $7+13=20$  apples.

The final answer is 10.

**Context:** Alice has 92 more bananas than Quentin's mother. Victor has 10 fewer bananas than Walter. Xavier has 59 more bananas than Sybil. Yvonne has 79 more bananas than Sybil. Judy has 23 more bananas than Alice. Dave has 60 more bananas than Victor. Quentin has 35 fewer bananas than Quentin's father. Heidi has 95 more bananas than Victor. Ursula doesn't have 32 more bananas than Quentin's father. Larry has 17 fewer bananas than Alice. Zoe has 58 fewer bananas than Yvonne. Ivan has 43 fewer bananas than Yvonne. Walter has 43 fewer bananas than Quentin's mother. Nancy has 34 bananas. Grace has 41 more bananas than Xavier. Quentin's mother has 55 fewer bananas than Nancy. Sybil has 3 fewer bananas than Nancy. Quentin's father has 50 more bananas than Walter. Trent has 33 fewer bananas than Xavier.

**Question:** How many bananas does Quentin have?

**Answer:**

Nancy has 34 bananas, and Quentin's mother has 55 fewer bananas than Nancy. So, Quentin's mother has  $34-55=-21$  bananas.

Quentin's mother has -21 bananas, and Walter has 43 fewer bananas than Quentin's mother. So, Walter has  $-21-43=-64$  bananas.

Walter has -64 bananas, and Quentin's father has 50 more bananas than Walter. So, Quentin's father has  $-64+50=-14$  bananas.

Quentin's father has -14 bananas, and Quentin has 35 fewer bananas than Quentin's father. So, Quentin has  $-14-35=-49$  bananas.

The final answer is -49.

**Context:** Yvonne's father has 10 more apples than Yvonne's son. Eve has 2 apples. Yvonne's son has 3 more apples than Eve. Quentin has 3 more apples than Yvonne. Yvonne has 3 fewer apples than Yvonne's father. Alice has 3 more apples than Grace. Trent has 34 more apples than Yvonne's father. Ivan has 3 apples. Ursula has 3 more apples than Yvonne's father. Grace has 3 apples. Xavier has 3 more apples than Ivan.

**Question:** How many apples does Yvonne have?

**Answer:**

Eve has 2 apples, and Yvonne's son has 3 more apples than Eve. So, Yvonne's son has  $2+3=5$  apples.

Yvonne's son has 5 apples, and Yvonne's father has 10 more apples than Yvonne's son. So, Yvonne's father has  $5+10=15$  apples.

Yvonne's father has 15 apples, and Yvonne has 3 fewer apples than Yvonne's father. So, Yvonne has  $15-3=12$  apples.

The final answer is 12.

**Context:** Kevin's friend has 33 fewer grapes than Rob. Ivan has 43 more grapes than Victor. Victor has 33 fewer grapes than Kevin's friend. Ursula has 75 fewer grapes than Zoe. Alice has 11 more grapes than Eve. Dave has 11 more grapes than Eve. Olivia has 29 more grapes than Kevin's friend. Mallory has 97 more grapes than Olivia. Judy has 78 more grapes than Olivia. Rob has 55 grapes. Frank has 70 fewer grapes than Heidi. Eve has 84 fewer grapes than Kevin's neighborhood. Xavier has 36 more grapes than Heidi. Kevin's neighborhood has 55 fewer grapes than Kevin's friend. Kevin has 43 fewer grapes than Kevin's mother. Heidi has 61 fewer grapes than Kevin's friend. Kevin's mother has 88 more grapes than Kevin's neighborhood. Kevin's friend has 40 more grapes than Rob. Walter has 38 more grapes than Victor.

**Question:** How many grapes does Kevin have?

**Answer:**

Rob has 55 grapes, and Kevin's friend has 40 more grapes than Rob. So, Kevin's friend has  $55+40=95$  grapes.

Kevin's friend has 95 grapes, and Kevin's neighborhood has 55 fewer grapes than Kevin's friend. So, Kevin's neighborhood has  $95-55=40$  grapes.

Kevin's neighborhood has 40 grapes, and Kevin's mother has 88 more grapes than Kevin's neighborhood. So, Kevin's mother has  $40+88=128$  grapes.

Kevin's mother has 128 grapes, and Kevin has 43 fewer grapes than Kevin's mother. So, Kevin has  $128-43=85$  grapes.

The final answer is 85.

---

Table 11: Examples of input given when solving the Overlap dataset.

---

Answer the context question using the following example.

**Context:** Carol's mother has 4 apples. Xavier has 3 more apples than Carol's mother. Dave has 13 more apples than Xavier. Walter has -22 apples. Ursula has 3 more apples than Walter. Victor has 3 more apples than Ursula. Quentin has 2 more apples than Ursula. Nancy has 3 more apples than Walter. Zoe has 3 more apples than Nancy. Heidi has 3 more apples than Nancy. Peggy has 4 more apples than Xavier. Bob has 1 more apples than Carol's mother. Alice has 3 more apples than Bob. Sybil has 56 more apples than Bob.

**Question:** How many apples does Dave have?

**Answer:**

Carol's mother has 4 apples, and Xavier has 3 more apples than Carol's mother. So, Xavier has  $4+3=7$  apples. Xavier has 7 apples, and Dave has 13 more apples than Xavier. So, Dave has  $7+13=20$  apples. The final answer is 20.

**Context:** Nancy has 34 bananas. Mallory has 55 fewer bananas than Nancy. Walter has 43 fewer bananas than Mallory. Peggy has 50 more bananas than Walter. Quentin has 35 fewer bananas than Peggy. Alice has 92 more bananas than Mallory. Victor has 10 fewer bananas than Walter. Xavier has 59 more bananas than Sybil. Yvonne has 79 more bananas than Sybil. Judy has 23 more bananas than Alice. Dave has 60 more bananas than Victor. Heidi has 95 more bananas than Victor. Ursula doesn't have 32 more bananas than Peggy. Larry has 17 fewer bananas than Alice. Zoe has 58 fewer bananas than Yvonne. Ivan has 43 fewer bananas than Yvonne. Grace has 41 more bananas than Xavier. Sybil has 3 fewer bananas than Nancy. Trent has 33 fewer bananas than Xavier.

**Question:** How many bananas does Quentin have?

**Answer:**

Nancy has 34 bananas, and Mallory has 55 fewer bananas than Nancy. So, Mallory has  $34-55=-21$  bananas. Mallory has -21 bananas, and Walter has 43 fewer bananas than Mallory. So, Walter has  $-21-43=-64$  bananas. Walter has -64 bananas, and Peggy has 50 more bananas than Walter. So, Peggy has  $-64+50=-14$  bananas. Peggy has -14 bananas, and Quentin has 35 fewer bananas than Peggy. So, Quentin has  $-14-35=-49$  bananas. The final answer is -49.

**Context:** Eve has 2 apples. Yvonne's son has 3 more apples than Eve. Zoe has 10 more apples than Yvonne's son. Yvonne has 3 fewer apples than Zoe. Alice has 3 more apples than Grace. Quentin has 3 more apples than Yvonne. Trent has 34 more apples than Zoe. Ivan has 3 apples. Ursula has 3 more apples than Zoe. Grace has 3 apples. Xavier has 3 more apples than Ivan.

**Question:** How many apples does Yvonne have?

**Answer:**

Eve has 2 apples, and Yvonne's son has 3 more apples than Eve. So, Yvonne's son has  $2+3=5$  apples. Yvonne's son has 5 apples, and Zoe has 10 more apples than Yvonne's son. So, Zoe has  $5+10=15$  apples. Zoe has 15 apples, and Yvonne has 3 fewer apples than Zoe. So, Yvonne has  $15-3=12$  apples. The final answer is 12.

**Context:** Rob has 55 grapes. Trent has 40 more grapes than Rob. Sybil has 55 fewer grapes than Trent. Zoe has 88 more grapes than Sybil. Kevin has 43 fewer grapes than Zoe. Kevin's friend has 33 fewer grapes than Rob. Ivan has 43 more grapes than Victor. Victor has 33 fewer grapes than Kevin's friend. Ursula has 75 fewer grapes than Zoe. Alice has 11 more grapes than Eve. Dave has 11 more grapes than Eve. Olivia has 29 more grapes than Kevin's friend. Mallory has 97 more grapes than Olivia. Judy has 78 more grapes than Olivia. Frank has 70 fewer grapes than Heidi. Eve has 84 fewer grapes than Sybil. Xavier has 36 more grapes than Heidi. Heidi has 61 fewer grapes than Trent. Walter has 38 more grapes than Victor.

**Question:** How many grapes does Kevin have?

**Answer:**

Rob has 55 grapes, and Trent has 40 more grapes than Rob. So, Trent has  $55+40=95$  grapes. Trent has 95 grapes, and Sybil has 55 fewer grapes than Trent. So, Sybil has  $95-55=40$  grapes. Sybil has 40 grapes, and Zoe has 88 more grapes than Sybil. So, Zoe has  $40+88=128$  grapes. Zoe has 128 grapes, and Kevin has 43 fewer grapes than Zoe. So, Kevin has  $128-43=85$  grapes. The final answer is 85.

---

Table 12: Examples of input given when solving the Position dataset.



---

Answer the context question using the following example.

**Context:** Walter doesn't have -22 apples. Ursula has 3 more apples than Walter. Victor has 3 more apples than Ursula. Quentin has 2 more apples than Ursula. Nancy doesn't have 3 more apples than Walter. Zoe has 3 more apples than Nancy. Heidi doesn't have 3 more apples than Nancy. Carol's mother has 4 apples. Xavier has 3 more apples than Carol's mother. Peggy has 4 more apples than Xavier. Dave has 13 more apples than Xavier. Bob doesn't have 1 more apples than Carol's mother. Alice has 3 more apples than Bob. Sybil has 56 more apples than Bob.

**Question:** How many apples does Dave have?

**Answer:**

Carol's mother has 4 apples, and Xavier has 3 more apples than Carol's mother. So, Xavier has  $4+3=7$  apples. Xavier has 7 apples, and Dave has 13 more apples than Xavier. So, Dave has  $7+13=20$  apples. The final answer is 20.

**Context:** Alice has 92 more bananas than Mallory. Victor has 10 fewer bananas than Walter. Xavier has 59 more bananas than Sybil. Yvonne doesn't have 79 more bananas than Sybil. Judy doesn't have 23 more bananas than Alice. Dave has 60 more bananas than Victor. Quentin has 35 fewer bananas than Peggy. Heidi has 95 more bananas than Victor. Ursula doesn't have 32 more bananas than Peggy. Larry doesn't have 17 fewer bananas than Alice. Zoe has 58 fewer bananas than Yvonne. Ivan has 43 fewer bananas than Yvonne. Walter has 43 fewer bananas than Mallory. Nancy has 34 bananas. Grace doesn't have 41 more bananas than Xavier. Mallory has 55 fewer bananas than Nancy. Sybil doesn't have 3 fewer bananas than Nancy. Peggy has 50 more bananas than Walter. Trent doesn't have 33 fewer bananas than Xavier.

**Question:** How many bananas does Quentin have?

**Answer:**

Nancy has 34 bananas, and Mallory has 55 fewer bananas than Nancy. So, Mallory has  $34-55=-21$  bananas. Mallory has -21 bananas, and Walter has 43 fewer bananas than Mallory. So, Walter has  $-21-43=-64$  bananas. Walter has -64 bananas, and Peggy has 50 more bananas than Walter. So, Peggy has  $-64+50=-14$  bananas. Peggy has -14 bananas, and Quentin has 35 fewer bananas than Peggy. So, Quentin has  $-14-35=-49$  bananas. The final answer is -49.

**Context:** Zoe has 10 more apples than Yvonne's son. Eve has 2 apples. Yvonne's son has 3 more apples than Eve. Quentin has 3 more apples than Yvonne. Yvonne has 3 fewer apples than Zoe. Alice has 3 more apples than Grace. Trent has 34 more apples than Zoe. Ivan has 3 apples. Ursula has 3 more apples than Zoe. Grace has 3 apples. Xavier doesn't have 3 more apples than Ivan.

**Question:** How many apples does Yvonne have?

**Answer:**

Eve has 2 apples, and Yvonne's son has 3 more apples than Eve. So, Yvonne's son has  $2+3=5$  apples. Yvonne's son has 5 apples, and Zoe has 10 more apples than Yvonne's son. So, Zoe has  $5+10=15$  apples. Zoe has 15 apples, and Yvonne has 3 fewer apples than Zoe. So, Yvonne has  $15-3=12$  apples. The final answer is 12.

**Context:** Kevin's friend has 33 fewer grapes than Rob. Ivan doesn't have 43 more grapes than Victor. Victor doesn't have 33 fewer grapes than Kevin's friend. Ursula has 75 fewer grapes than Zoe. Alice has 11 more grapes than Eve. Dave has 11 more grapes than Eve. Olivia doesn't have 29 more grapes than Kevin's friend. Mallory has 97 more grapes than Olivia. Judy doesn't have 78 more grapes than Olivia. Rob has 55 grapes. Frank has 70 fewer grapes than Heidi. Eve has 84 fewer grapes than Sybil. Xavier doesn't have 36 more grapes than Heidi. Sybil has 55 fewer grapes than Trent. Kevin has 43 fewer grapes than Zoe. Heidi has 61 fewer grapes than Trent. Zoe has 88 more grapes than Sybil. Trent has 40 more grapes than Rob. Walter has 38 more grapes than Victor.

**Question:** How many grapes does Kevin have?

**Answer:**

Rob has 55 grapes, and Trent has 40 more grapes than Rob. So, Trent has  $55+40=95$  grapes. Trent has 95 grapes, and Sybil has 55 fewer grapes than Trent. So, Sybil has  $95-55=40$  grapes. Sybil has 40 grapes, and Zoe has 88 more grapes than Sybil. So, Zoe has  $40+88=128$  grapes. Zoe has 128 grapes, and Kevin has 43 fewer grapes than Zoe. So, Kevin has  $128-43=85$  grapes. The final answer is 85.

---

Table 13: Examples of input given when solving the Neg dataset.