

Podcast Outcasts: Understanding Rumble’s Podcast Dynamics

Utkucan Balci¹, Jay Patel¹, Berkan Balci², Jeremy Blackburn¹

¹ Binghamton University

² Middle East Technical University

ubalci1@binghamton.edu, jpatel67@binghamton.edu, e252615@metu.edu.tr, jblackbu@binghamton.edu

Abstract

Podcasting on Rumble, an alternative video-sharing platform, attracts controversial figures known for spreading divisive and often misleading content, which sharply contrasts with YouTube’s more regulated environment. Motivated by the growing impact of podcasts on political discourse, as seen with figures like Joe Rogan and Andrew Tate, this paper explores the political biases and content strategies used by these platforms. In this paper, we conduct a comprehensive analysis of over 13K podcast videos from both YouTube and Rumble, focusing on their political content and the dynamics of their audiences. Using advanced speech-to-text transcription, topic modeling, and contrastive learning techniques, we explore three critical aspects: the presence of political bias in podcast channels, the nature of content that drives podcast views, and the usage of visual elements in these podcasts. Our findings reveal a distinct right-wing orientation in Rumble’s podcasts, contrasting with YouTube’s more diverse and apolitical content.

Introduction

In today’s world, visual elements play an important role in communication and engagement (Ling et al. 2021). The rise of social media, video-sharing platforms, and visual-centric content has transformed how we perceive information. This shift has transformed various media formats, including podcasts. The integration of visual elements into podcasts has given rise to video podcasts, making it increasingly popular (Grunfeld 2023). Ultimately, this trend has not only boosted the popularity of the video podcasts but also led YouTube to match Spotify’s reach in 2022 and then surpass it as the most accessed platform for podcasts in 2023, which in turn has pushed Spotify and Apple to broaden their video podcast services (Mayer 2023).

A notable illustration of this impact is Joe Rogan, a controversial personality known for several scandalous incidents, including the use of racial slurs in an Instagram clip (Maruf and Stelter 2022). In 2022, he accepted a \$200M offer from Spotify for three and a half years, moving his content exclusively from YouTube to Spotify (Rosman et al. 2022). Rogan also declined a \$100M, four year offer from Rumble, an alternative video sharing platform (Spangler 2022). Another contentious figure, Andrew Tate, has been banned from Facebook, Instagram, TikTok, and YouTube for

his misogynistic rhetoric (Wilson 2022). As of early 2024, he continues to share his content on Rumble, where he has surpassed 1.7 million followers (TateSpeech 2024).

The list of controversial political figures associated with Rumble extends beyond Andrew Tate. By 2024, Rumble is a platform for numerous individuals who have encountered restrictions on YouTube, including former President Trump (Mak 2021), conspiracy theorist Alex Jones (Farah 2023), and comedian Russell Brand (Klee 2023). Despite this YouTube to Rumble pipeline of controversial right-wing figures, Rumble’s owner claims the platform is “neutral (Brown 2022),” and more than one third of its user base is Democrat (Rainey 2023). To date, no research has explored whether right-wing podcasters are merely a segment of Rumble’s podcasting selection or if the platform serves as a bastion for right-wing propaganda.

In this paper, we analyze over 13K podcast videos, equivalent to 526 days of content, aiming to understand the focus of popular YouTube and Rumble podcast channels, particularly in terms of their political content. Our investigation is centered around three key research questions:

RQ1: Is there a political bias in the podcast videos on Rumble?

RQ2: What kind of content drives user views on podcast videos of popular Rumble channels, and how does this compare to YouTube podcast channels?

RQ3: What visual elements are most prevalent in popular podcast channels on Rumble and YouTube, and how do these elements align with the political leanings of the content?

First, we analyze speech-to-text transcriptions generated by a modification of OpenAI’s Whisper model, faster-whisper, to understand whether there is a detectable political bias in the content of popular podcasts on Rumble compared to those on YouTube. This involves an examination of the themes, narrative structures, and ideological tendencies present in these podcast videos. For this purpose, we apply a topic modeling approach that uses transformer-based neural network embeddings. This method leverages contextual embeddings to understand and categorize the content of the podcasts more accurately.

Second, we investigate the types of discussions that drive user engagement on podcast videos of these channels. We

examine the link between the characteristics of content and audience involvement, aiming to reveal how content popularity can impact political discourse.

In our final analysis, we investigate the use of visual elements in these podcast videos through embeddings generated by contrastive learning vision model. The existing body of research on visual elements in podcasts is limited, focusing mainly on their use in educational contexts and noting a positive impact on student engagement (Putri et al. 2022; Rajic 2013). Considering that visual elements can positively influence virality, particularly through the presence of characters and their poses (Ling et al. 2021), we aim to explore how popular podcast channels on Rumble and YouTube incorporate visual elements in their content.

Our research reveals a clear pattern: Rumble exhibits a noticeable right-wing bias in its audio and visual content, whereas YouTube primarily remains apolitical, concentrating on mainstream subjects. Furthermore, our study indicates that the cancellation of a prominent right-wing personality and featuring controversial content related to COVID-19 significantly impacts Rumble’s podcast views.

Background & Related Work

The term “podcast” was mentioned for the first time in 2004 (Robertson 2019). In 2006, the PEW Research Center provided a definition (Pew 2006) as follows: “*Podcasting is a way to distribute audio and video programming over the Web that differs from earlier online audio and video publishing because the material is automatically transferred to the user’s computer and can be consumed at any time, usually on an Apple iPod or another kind of portable digital music player commonly known as an MP3 player.*” Although the core of this definition remains relevant, the influence of podcasts has evolved remarkably over time. Particularly with the widespread use of social media, podcasts are now viewed by millions of users on video streaming platforms (Escandon 2024).

In a 12-month period spanning parts of both 2022 and 2023, nearly half of the US adult population reported having listened to a podcast, with one-fifth frequently doing so multiple times a week (Shearer et al. 2023). This proportion increases to one-third among young adults under 30. Of the U.S. adults who listened to a podcast during this interval, 46% were Republicans and 54% Democrats, with 65% of Republican and 69% of Democratic listeners tuning into news-related podcasts.

Podcasts as vectors of political discourse. A range of studies have explored the impact of political podcasts on individuals’ political engagement and attitudes (Cho, Park, and Choi 2023; Euritt 2019; Lee 2021; Kim, Lee, and Park 2016; MacDougall 2011; Rae 2023; Sterne et al. 2008). Notably, consuming podcasts is linked to heightened levels of personalized politics, a process where individuals integrate new information into their existing ideological frameworks to develop more personalized political understandings (Bratcher 2022). (Kim, Kim, and Wang 2016) further explored the relationship between partisan podcast consumption, emotional responses, and political participation, finding that se-

lective exposure to partisan podcasts can shape emotional reactions to political candidates, thereby affecting political engagement. (Chadha, Avila, and Gil de Zúñiga 2012) also observed a positive correlation between using podcasts for news and increased political participation, suggesting that podcasts might boost political involvement among individuals. While many of these studies have focused on YouTube podcasts and estimating the ideology of YouTube channels (Dinkov et al. 2019; Lai et al. 2022), there has yet to be a large-scale, data-driven analysis of the political bias in popular YouTube podcast channels.

What is Rumble? Launched in 2013 as a YouTube alternative, Rumble gained notable attention during the COVID-19 pandemic (McCluskey 2022). The number of monthly users on the platform increased from 1.6 million in the Fall 2020 to 31.9 million by the beginning of 2021 (Prمود 2021) and eventually hit a peak of 80 million active users monthly by the end of 2022 (Brown 2022). While the platform’s founder asserts its neutrality (Brown 2022), Rumble has become particularly known for being a haven for right-leaning public figures, including Andrew Tate, Rudy Giuliani, and Alex Jones (Farah 2023). Despite its popularity, research on this platform is limited. Previous work (Stocking et al. 2022) estimated that over 75% of US adults who regularly use Rumble for news are Republicans or lean towards the Republican Party. This survey also notes that Rumble is a regular news source for 2% of the American population. While Rumble has been mentioned in research related to the alt-right and the Russian invasion of Ukraine (Chen and Ferrara 2023; Aliapoulos et al. 2021a,b), and some of Andrew Tate’s Rumble channel podcast episodes have undergone analysis (Sayogie et al. 2023), similar to YouTube, a large-scale, data-driven research analyzing political bias in popular Rumble podcast channels has yet to be conducted.

Dataset

To collect podcast videos from Rumble, we develop a custom crawler that extracts video information from the “Podcasts” section on the home page of rumble.com (Rumble 2023). This crawler systematically navigates through the URLs, scanning pages in this section until no new pages are found. We initially ran our crawler in October 2022 and conducted a follow-up in early 2023 to ensure coverage of the entire year. In the first week of July 2023, we revisited the video pages in our collection to update their metadata and remove any podcast videos that were no longer accessible. The rationale for this approach is to allow at least six full months for the metadata of each video (e.g., views) to stabilize and reflect their actual values. As a result, we compile a dataset of 6,761 videos from 246 channels, posted between August 27, 2020, to January 1, 2023. To remove non-English content from our dataset we perform language verification and transcribe the podcast videos using a reimplementation of OpenAI’s Whisper (OpenAI 2022). Further details of these steps can be found in Appendix A. A more comprehensive look at this dataset can be found in the corresponding dataset paper (Balci et al. 2024). As we aim to analyze popular Rumble podcast channels, we limit our dataset

YouTube				Rumble			
Channel	# Views	# Podcasts	Avg. Views	Channel	# Views	# Podcasts	Avg. Views
H3 Podcast	183M	108	1.7M	The Dan Bongino Show	133M	576	231K
Philip DeFranco	143M	156	918K	Steven Crowder	42M	212	198K
rSlash	111M	223	500K	The Post Millennial	13M	10	1.3M
No Jumper	107M	465	231K	RepMattGaetz	9.7M	45	216K
Bailey Sarian	10M	34	3M	TateSpeech by Andrew Tate	7.8M	3	2.6M
IMPAULSIVE	89M	39	2M	The JD Rucker Show	7.3M	38	194K
REVOLT	88M	61	1.4M	The Charlie Kirk Show	5.7M	215	26K
YMH Studios	77M	130	598K	The Rubin Report	5.0M	174	28K
Gecko’s Garage - Trucks For Children	70M	42	1.6M	Glenn Greenwald	4.8M	24	201K
FLAGRANT	67M	51	1.3M	HodgeTwins	4.6M	152	30K
Dr. Sten Ekberg	64M	50	1.3M	Senator Ron Johnson	4.5M	1	4.5M
Lex Fridman	64M	59	1M	Devin Nunes	4.2M	64	66K
The 85 South Comedy Show	63M	45	1.4M	vivafrei	4.2M	178	23K
NBC News	61M	313	196K	Dinesh D’Souza	4.1M	208	20K
The Pat McAfee Show	58M	161	365K	Russell Brand	4.0M	48	83K
FreshandFit	55M	226	246K	TheSaltyCracker	3.8M	62	62K
Critical Role	51M	26	1.9M	Ben Shapiro	3.2M	297	10K
CinnamonToastKen	47M	41	1.1M	TimcastIRL	3.1M	326	9K
Jordan B Peterson	47M	43	1M	The Trish Regan Show	2.9M	190	15K
48 Hours	46M	10	4.6M	Joe Pags	2.4M	134	18K

Table 1: Top 20 podcast video channels of YouTube and Rumble, by their cumulative views, total number of videos, and average views.

to include the top 100 channels with the highest cumulative podcast video views. This subset comprises a total of 6,272 videos, accounting for 99% of all podcast views on Rumble. Table 1 presents the top 20 channels by cumulative views, along with their total number of videos and average view counts in our dataset. We refer to this dataset as D_{rumble} throughout the remainder of this paper.

YouTube. Using the YouTube API, we extract video metadata categorized as podcasts from YouTube’s list of top 100 popular podcast creators (YouTube 2023). Our manual inspection of these channels revealed non-English content and videos unrelated to podcasts (e.g., music and gospel). To refine our dataset, we implemented the following criteria: 1) videos must be categorized under the Podcast tab within the channel’s playlists, 2) the content must be in English, and 3) genres unrelated to podcasts (e.g., gospel and music) are excluded. In the refinement process, we randomly select and manually inspect 5 videos from each playlist, subsequently eliminating playlists that failed to meet our criteria. This process yields a dataset of more than 20K videos from 69 channels, with all videos available and their metadata collected during the first week of July 2023. For a comparative analysis with the Rumble dataset, we adjust the YouTube dataset to match the monthly video distribution and the total number of podcast videos in the Rumble dataset. This way, by aligning the dataset with the specific months, we account for the potential influence of simultaneous events on the focus and content of the discussions. Next, we eliminate non-English content and transcribed the podcast videos following the methodologies outlined in Appendix A. Overall, we collect 6,272 podcast videos using youtube-dl (yt dl 2006). Table 1 displays the top 20 channels by cumulative

views, including their total number of videos and average view counts in our YouTube dataset. We refer to this dataset as $D_{youtube}$ throughout the remainder of this paper.

Political podcast channels. To compare D_{rumble} and $D_{youtube}$ politically, we adopt a pre-established (Dinkov et al. 2019) classification of YouTube channels into ideological categories: left, center, and right. Previous work used this list to compute the ideological social dimensions of YouTube channels (Boesinger et al. 2024). For this subset of channels, we applied the same selection and refinement process used in our $D_{youtube}$ extraction. This resulted in a collection of 7,755 videos, categorized as 1,660 Center, 3,510 Left, and 2,585 Right. Next, we exclude channels that appear in both D_{rumble} and $D_{youtube}$ to prevent the influence of duplicate podcasts in our analyses. This step is crucial to prevent the influence of identical podcasts from skewing our analyses. Finally, to ensure balanced and comparable analyses with D_{rumble} and $D_{youtube}$, we sample 500 videos from each political category, in line with the monthly distribution pattern observed in these datasets. We refer to this dataset as $D_{political}$ moving forward. Additionally, the subsets of $D_{political}$ corresponding to the left, right, and center political categories are denoted as D_{left} , D_{right} , and D_{center} , respectively.

Ethics guidelines. Our project, which exclusively uses publicly accessible data and does not involve human subjects, is not classified as human subjects research according to the guidelines of our institution’s Institutional Review Board (IRB). We adhere to established ethical standards in social media research and the application of shared measurement data. Additionally, we only use third-party models with publicly available licences. We do not anonymize people if they

no.	YouTube			Rumble				
	Top 3 Topic Words	Left	Center	Right	Top 3 Topic Words	Left	Center	Right
1	saying, im, know	-	-	-	vaccine, vaccinated, vaccines	✓	✓	✓
2	bengals, nfc, raiders	-	-	-	ballots, mailin, ballot	✓	✓	✓
3	billionaire, richest, multimillionaire	-	-	-	ukrainians, crimea, putin	✓	✓	✓
4	niggas, nigga, ns	-	-	-	roe, abortion, abortions	✓	✓	✓
5	book, books, chapter	✓	✓	✓	mask, masks, masking	-	✓	✓
6	ukrainians, crimea, putin	✓	✓	✓	rumble, rumbles, rumblecom	-	-	-
7	interview, interviews, interviewer	-	✓	-	biden, bidens, joe	✓	-	✓
8	feel, antioch75, wesh	-	-	-	alito, clarence, justices	✓	✓	✓
9	lakers, clippers, nets	-	-	-	desantis, ron, desantiss	-	-	-
10	vaccine, vaccinated, vaccines	✓	✓	✓	democrats, dems, republicans	✓	-	✓
11	entrepreneur, entrepreneurship, entrepreneurs	-	-	-	inflation, inflationary, reduction	✓	✓	✓
12	roe, abortion, abortions	✓	✓	✓	book, books, chapter	✓	✓	✓
13	rudn, stk, know	-	-	-	mainstream, media, medias	-	-	-
14	masks, mask, masking	-	✓	✓	lefties, leftism, lefts	-	-	✓
15	rapping, rap, hiphop	-	-	-	tweet, retweeted, retweet	-	-	-
16	sober, beers, drink	-	-	-	youtubes, youtube, youtubers	-	-	-
17	corvette, lamborghini, bentley	-	-	-	denier, congressperson, reelection	✓	-	✓
18	numbers, numerals, staggering	-	-	-	fbi, fbis, disband	-	-	-
19	dangs, bagot, shrugs	-	-	-	border, borders, crossings	-	-	✓
20	podcasting, podcasts, podcaster	-	-	-	science, scientific, scientists	-	-	✓

Table 2: Comparison of the top 20 topics on YouTube and Rumble. The presence of a checkmark signifies that the topic appears in the top 20 topics of baseline political podcasts.

are public figures (i.e., podcast channel owners on YouTube or Rumble). All quotes are provided verbatim from the automated transcriptions and are attributed to the podcast and/or the person they came from.

Is there a political bias in the videos of podcast channels on Rumble?

To explore political bias in Rumble podcasts, we perform a quantitative analysis using speech-to-text transcriptions. Initially, we examine political orientations by comparing the popular topics on D_{rumble} and $D_{youtube}$ with those in $D_{political}$. We aim to determine if the discussions align with those typically found on channels known for their political activism or ideological bias, establishing a foundational understanding of the political characteristics inherent in the analyzed content.

Subsequently, we examine semantic similarities across topics using transformer-based sentence embeddings, which allow us to facilitate a deeper inference of potential political alignments or biases present within the discourse. Our analysis extends to channel-based political stances, where we evaluate the political leanings of the podcast videos from channels on D_{rumble} and $D_{youtube}$. This broader perspective helps us understand the diversity of political views on these platforms and whether there is a tendency towards certain political ideologies.

Topic model. We use BERTopic (Grootendorst 2022), a transformer-based topic modeling technique, in conjunction with MPNetv2 embeddings to extract meaningful topics used by D_{rumble} and $D_{youtube}$, and $D_{political}$. We use this combination because of its ability to discern semantic similarities and differences among documents (Hanley,

Kumar, and Durumeric 2023; Yang, Jang, and Yu 2023). In line with prior research (Hanley, Kumar, and Durumeric 2023), we split transcripts into sentences and extract their embeddings using MPNet-base-v2 model. Our manual inspection of transcripts finds that 2% of all podcast videos in our dataset are missing punctuation. For these specific transcriptions, we split the speech-to-text outputs into sentences using a model (Guhr et al. 2021), which achieves an F1 score of 0.94 for predicting sentence endings in English text. Given that our analysis relies on sentences extracted from speech-to-text transcripts, which often include common spoken utterances (e.g., “Hello everyone!”), we apply postprocessing to focus on more substantive topics, as detailed in Appendix A.

Examining the political alignment of topics. To identify political bias in D_{rumble} and $D_{youtube}$, we initially assess the extent to which the topics they focus on align with those in $D_{political}$. To achieve this, we compare the most popular topics of D_{rumble} and $D_{youtube}$ with those of $D_{political}$. Table 2 presents the top 20 topics of D_{rumble} and $D_{youtube}$. A checkmark indicates if a topic also appears among the top 20 topics in a political podcast sample, where a topic can appear in more than one political leaning.

Among the popular topics of D_{rumble} , 70% align with D_{right} , 50% with D_{left} , and 40% with D_{center} . We find that D_{rumble} focuses primarily on topics heavily discussed in politics or those that can be attributed to political discussions, with a few exceptions (topics #6, #12, #15, #16, and #20), which are related to social media, books, science, and mundane conversations.

In contrast to D_{rumble} , our analysis shows that $D_{youtube}$ has less alignment with political spectrums, aligning 25%,

20%, and 30% with D_{right} , D_{left} , and D_{center} , respectively. This indicates a reduced focus on political subjects overall. Instead, $D_{youtube}$ tends to feature content centered around more apolitical life interests, e.g., sports (topics #2 and #9), sport cars (#17), or music (#15). We also note that, while $D_{youtube}$'s most popular topics are generally more mainstream than political, the presence of topics related to the Russian invasion of Ukraine (#6) and Roe v Wade overturn decision (#12), masks (#14), and vaccines (#10) suggest that popular podcast channels of YouTube can also facilitate discussions around political and social issues.

Semantic alignments with political podcasts. We explore the semantic similarities between D_{rumble} and $D_{youtube}$, as well as their relationship to $D_{political}$. Using MPNet sentence embeddings, our analysis involves performing a layered examination of semantic similarities across varying levels of topic prevalence. Our rationale for this approach is based on an observation made during our earlier analysis, where we noted that a holistic comparison results on high similarity scores, possibly due to occurrences of mundane conversations common in many podcast videos. So, we perform our analysis beginning with the top 20 topics and expanding exponentially across five tiers, from 20 to 320 topics. This approach allows us to examine the semantic alignment across different tiers of topic frequency, covering nearly 20% of the sentences in D_{rumble} and $D_{youtube}$ after postprocessing (See Figure 4 in the Appendix). Nonetheless, we also present the semantic similarities that cover all topics.

To determine semantic similarities between the datasets, we first calculate the centroids of the top N topics for each dataset. The semantic similarity is then assessed using the cosine similarity between these centroids for the top N topics of each dataset. This method provides a nuanced view of the semantic connections between D_{rumble} and $D_{youtube}$ in comparison to $D_{political}$, across multiple strata of topic concentration.

As seen in Figure 1b, D_{rumble} exhibits similarity scores of ≥ 0.95 with D_{right} across all ranks. In comparison, the similarity scores are ≥ 0.90 with D_{left} , ≥ 0.81 with D_{center} , and ≥ 0.65 with $D_{youtube}$. These results indicate a high semantic alignment within Rumble's podcast videos. However, this high alignment causes D_{rumble} 's semantic relationships with $D_{political}$ to appear more closely aligned than they might actually be. To address this, we normalized Rumble's semantic similarities with the $D_{political}$ datasets. This adjustment helps eliminate the influence of non-political content in these similarities, providing a more detailed understanding of D_{rumble} 's semantic similarity with political content. As a result, we find that D_{rumble} has similarity scores of ≥ 0.75 with D_{right} across all ranks, compared to ≥ 0.47 with D_{left} . Further details are provided in Figure 6 in the Appendix.

When we look at Figure 1a, we see considerably lower semantic similarities between $D_{youtube}$ and $D_{political}$. Furthermore, we find that D_{rumble} shows less similarity with $D_{youtube}$ compared to D_{rumble} 's semantic similarities with $D_{political}$. Although these similarity scores increase with the topic size, it is evident that D_{rumble} shows more pro-

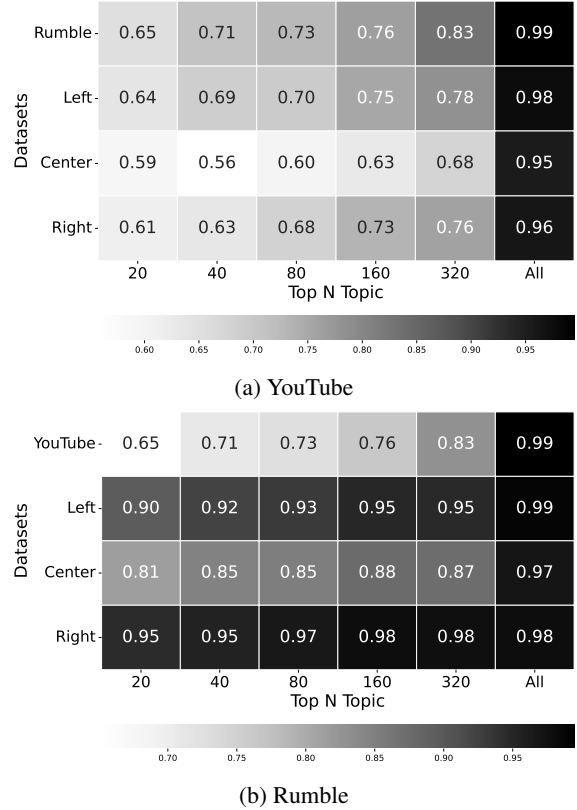


Figure 1: Heatmaps illustrating the cosine similarities among the top N topic centroids: (a) YouTube versus Rumble, and across left-wing, center, and right-wing podcasts; (b) Rumble versus YouTube, and across left-wing, center, and right-wing podcasts. Darker shades denote greater semantic similarity.

nounced semantic similarities with $D_{political}$, particularly with D_{right} , in contrast to $D_{youtube}$.

Channel-based ideological alignments. Last, we compare the channel-level similarities between D_{rumble} and $D_{youtube}$ with D_{left} and D_{right} . To measure their similarities, we calculate the percentage of intersecting topics. Specifically, for the podcast videos of each channel on D_{rumble} and $D_{youtube}$, we identify the top 320 topics and evaluate their intersection with the top N topics of D_{left} and D_{right} , where N increments exponentially from 20 to 320. This method allows us to assess the breadth of topics covered by the podcast videos of each channel on D_{rumble} and $D_{youtube}$ and how they intersect with the political spectrum at various levels. By exponentially increasing N for the D_{left} and D_{right} , we can measure how their content aligns or diverges from the broader topic set of D_{rumble} and $D_{youtube}$.

To quantify this similarity, we compute the difference in intersection percentages with D_{left} and D_{right} topics:

$$SimScore_{T_i} = \frac{|C \cap R_{T_i}| - |C \cap L_{T_i}|}{|C|}$$

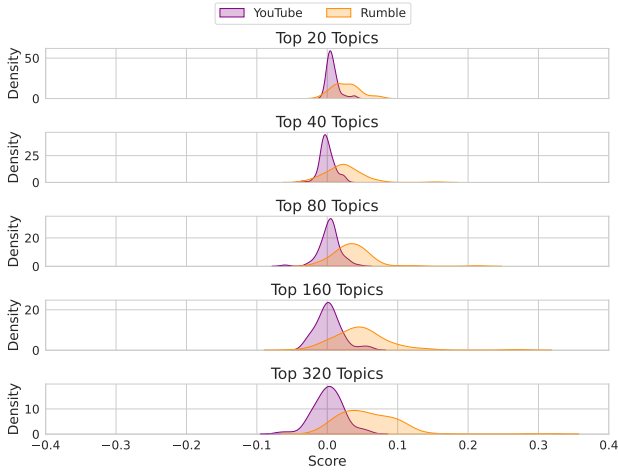


Figure 2: Density plots of political alignment scores for Rumble and YouTube channels. Scores represent ideological orientation and range from -1 to 1, where negative values denote a left-leaning bias and positive values suggest a right-leaning inclination.

where C represents the set of topics of a given channel, while R_{T_i} and L_{T_i} correspond to the top T_i topics from D_{left} and D_{right} , respectively. For our purposes, C is the set of the top 320 topics, and $T_i = \{20, 40, 80, 160, 320\}$.

Figure 2 plots density distributions of political similarity scores for D_{rumble} and $D_{youtube}$. Complementing this, Figure 3 displays the distribution of left-wing and right-wing similarity scores for the top 320 topics in D_{rumble} and $D_{youtube}$ channels. This scatter plot also includes R-squared and slope values derived from linear regression analysis, providing further details into the patterns observed in Figure 2. It is evident that $D_{youtube}$ predominantly clusters around the neutral score (0) across all top N topics, whereas D_{rumble} exhibits a distribution skewed towards the right-wing, indicated by predominantly positive (right-wing leaning) maximum densities. This is another indication of Rumble podcasts’ overall right-wing political leaning.

Takeaways. Rumble’s popular podcasts lean predominantly towards political topics. Our analysis reveals that this leaning is evident not only in the platform’s overall content but also in channel-wise leanings. Their topical focus aligns the most with right-wing podcasts, where we also find Rumble has more than 95% semantic alignment with right-wing podcast content. Moreover, there is a clear inclination towards right-wing content at the channel level. This contrasts with YouTube, where podcasts have a broader focus, covering a wide array of mainstream topics and interests beyond the political sphere. Our results are further supported when we compare the word usages between $D_{youtube}$ and D_{rumble} (detailed in Appendix B), where we find that D_{rumble} aligns with general right-wing narratives on topics related to abortion, BLM protests, and the January 6 Capitol attack.

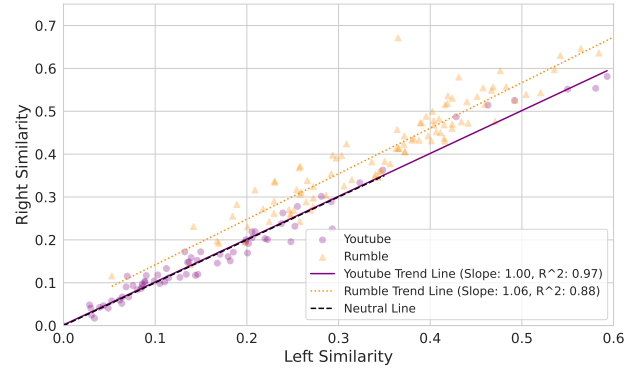


Figure 3: Scatter plot showing right-wing and left-wing similarity distributions for the top 320 topics in podcast videos of popular YouTube and Rumble podcast channels, with R-squared and slope values from linear regression.

What content drives the number of views on popular Rumble and YouTube podcast channels?

We use linear regression to analyze the correlation between the topics and their number of views for D_{rumble} and $D_{youtube}$. This method allows us to capture the relationship between the specific topical focuses and user engagement, particularly emphasizing a small number of videos that have a high number of views in certain topic categories. Consistent with previous experiments, our analysis is concentrated on the top 320 topics from both D_{rumble} and $D_{youtube}$ to focus on the most engaging discussions. Additionally, we select a sample of 100 sentences for manual inspection to better understand the content within these topics.

Table 3 presents the top 10 topics that have a statistically significant correlation ($p \leq 0.001$) with the podcast video view counts, along with their respective coefficients. In our results, we removed three topics after identifying them as commercials. We find that the discussions centered around “cancellation” exhibit the highest correlation with D_{rumble} views. Next, we take a closer look into the top 20 channels that have the highest number of sentences related to cancellation. We examine the number of podcast videos they are associated with and the average views these podcast videos receive. The result is detailed in Table 6 in the Appendix.

We discover that Andrew Tate’s channel has the highest average number of views within the “cancellation” topic. Interestingly, when we remove this channel from our analysis, the correlation is no longer statistically significant, which indicates that discussions about the cancellation of a prominent right-wing figure have a positive and statistically significant impact on Rumble’s view counts. Moreover, we find a moderate positive correlation (Spearman’s, $\rho = 0.5$, $p \leq 0.001$) in the rankings of other topics after excluding the “TateSpeech by Andrew Tate” channel from our analysis. This finding suggests that Andrew Tate’s presence alone has a significant impact on the podcast views of Rumble. Besides the conversations focused on cancellation, we also

YouTube			Rumble		
no.	Top 3 Topic Words	Coefficient	no.	Top 3 Topic Words	Coefficient
1	bear, grizzly, bears	1,722,484	1	canceled, cancel, canceling	339,579
2	shots, shot, twoshot	811,020	2	omicron, omnicron, variant	171,452
3	monkeys, chimps, apes	736,789	3	machines, machine, machinery	130,210
4	understand, craig, dirk	496,204	4	ivermectin, antiparasitic, deworm	99,353
5	nasa, astronaut, moon	481,355	5	pharma, fda, pharmaceutical	89,163
6	pizza, pizzas, hut	470,895	6	check, doozy, peter	86,759
7	jew, jewish, jews	446,220	7	sober, beers, drink	86,384
8	jail, juvenile, prison	414,254	8	study, studies, metaanalysis	84,177
9	insulin, glucose, diabetes	413,936	9	platforms, platform, cdp	77,112
10	fish, fishing, trout	413,030	10	joes, joe, sleepy	76,842

Table 3: Top topics on YouTube and Rumble that show a significant ($p \leq 0.001$) positive correlation with viewership.

find that discussions related to COVID-19 Omicron variant (#2), Ivermectin (#4), and the FDA (#5) are among the top 10 topics correlated with views. These topics have been central to the discourse during the Covid-19 pandemic (Collins and Zadrozny 2021). An example sentence from the “Viva Frei:”

“And the, the FDA has designed their sets of rules, the way the Biden administration designed all their mandates.”

We mainly encounter mundane discussions on topics #3, #6, and #7. In the topic related to academic studies (#8), we encounter discussions on various academic studies.

We find the discussions on platform topic (#9) is mostly centered around discussions on social media platforms. We encounter many sentences regarding alternative platforms: An example sentence from “Dinesh D’Souza:”

“If we’re thrown off digital platforms, we have to create our own platforms.”

Moreover, we encounter sentences using the derogatory nickname “Sleepy Joe” for Joe Biden on topic #10. An example sentence from “Rob Carson Show podcast:”

“And all of a sudden, Sleepy Joe, he’s looking strong and dependable without doing anything particularly inspiring.”

In our analysis of the top 10 topics of $D_{youtube}$ that are significantly correlated with their view count, we find fewer meaningful topics. Initially, the six topics with the highest correlation are related to the names, e.g., “Sam” and “Matt.” where further examination of the channels with the most sentences on these topics reveals that this is attributed to podcast hosts, e.g., Sam Seder from “The Majority Report w/ Sam Seder” and Sam Riegel from “Critical Role.” This might suggest that the primary motivation for YouTube podcast viewers is listening to the discussions led by specific hosts rather than engaging with particular topics. To provide a more nuanced analysis, we subsequently removed these host-specific topics from our results.

Consistent with our previous findings, the topics on YouTube that are most strongly correlated with view counts are predominantly apolitical (e.g., animals (#1 and #3),

space (#5), pizza (#6), and fishing (#10)). We also encounter topics related to prison (#8) and diabetes (#9). An example sentence from “Fresh and Fit:”

“So really the thing with me was when I went, I went to prison for two years.”

However, we also identify a topic concerning Jews, which might be politically motivated (#7). Upon manually inspecting the sentences within this topic, we find that they frequently focus on Jewish identity. We find that H3 Podcast primarily drives this discussion with 204 sentences from 45 podcasts:

“I feel like people make that characterization against me because I’m Jewish.”

Despite encountering antisemitic statements, our manual review indicates that these are satirical comments made by the Jewish hosts of the channel:

“No, I hate Jews.”

Ironically, this channel was previously suspended from YouTube due to a joke about the Holocaust (Lapin 2022). H3 Podcast was also banned from YouTube for 7 days for making a joke about bombing the NRA after the elementary school shooting in Uvalde, Texas (Fandom 2023). H3 Podcast has also been sued for even seemingly innocent issues, e.g., providing helpful services (Podcast 2024) to make sure people are not falsely being confused with Harvey Weinstein (Fisher 2023).

Takeaways. Our analysis reveals distinct patterns in user engagement across Rumble and YouTube. On Rumble, there is a pronounced trend where topics related to controversial COVID-19 content and platform cancellation of right-wing figures are key drivers of podcast video views. This suggests a strong resonance between Rumble’s content offerings and the interests of its audience in right-leaning political themes. In contrast, YouTube present a markedly different scenario. Here, it is the more universal, mainstream topics that align with a broader spectrum of interests that predominantly attract views. This indicates YouTube’s diverse appeal, suggesting that its content moderation strategy caters to a wider, less politically-focused audience.

YouTube					Rumble				
no.	Label — (% Channels)	Left	Center	Right	no.	Label — (% Channels)	Left	Center	Right
1	Captioned images – (46)	–	–	✓	1	Joe Biden – (34)	–	–	–
2	Guests (Video conference) – (24)	✓	–	✓	2	Jen Psaki – (31)	✓	–	✓
3	Smart Phones – (21)	–	–	–	3	Covid-19 News – (31)	–	–	✓
4	Cartoons – (19)	–	–	–	4	Hillary Clinton – (31)	–	–	–
5	Nostalgic Photos – (17)	–	–	–	5	Ron Desantis – (30)	–	–	✓
6	Basketball Court – (17)	–	–	–	6	Kamala Harris – (29)	–	–	✓
7	Google Image Queries – (16)	–	–	–	7	Guests (Video conference) – (28)	✓	–	✓
8	Typing (keyboard) – (16)	–	–	–	8	Canadian Politics – (27)	–	–	✓
9	Space – (16)	–	–	–	9	Captioned images – (24)	–	–	✓
10	Podcast Studio – (14)	–	–	–	10	Tucker Carlson – (23)	–	–	–
11	Joe Rogan – (14)	–	–	–	11	Joe Biden (w/ mask) – (23)	–	–	–
12	Money – (14)	–	–	–	12	Rand Paul – (22)	–	–	–
13	Typing (smart phone) – (14)	–	–	–	13	Anthony Fauci – (21)	–	–	✓
14	Science – (13)	–	–	–	14	Whoopi Goldberg – (21)	–	–	–
15	Instagram – (13)	–	–	–	15	Karine Jean-Pierre – (20)	–	–	–
16	Fire Images – (13)	–	–	–	16	Joe Biden (News) – (19)	–	–	–
17	Kardashians – (13)	–	–	–	17	Gavin Newsom – (19)	–	–	–
18	Animals – (13)	–	–	–	18	Press conference – (19)	–	–	–
19	Photographers – (13)	–	–	–	19	Joe Rogan – (19)	–	–	–
20	Clocks – (13)	–	–	–	20	Bill gates – (19)	–	–	–

Table 4: Comparison of the Top 20 visual clusters detected through image clustering (manually labelled) on YouTube and Rumble. The presence of a checkmark signifies that the topic appears in the top 20 visual themes of left-wing, center, or right-wing podcasts.

What are the most widely used visual elements? Do they share commonalities with politically motivated podcasts?

Similar to Rumble, the literature on the usage of visual elements in podcasts is also relatively scant (see Introduction). Recognizing this gap, our analysis focuses on the visual topics covered in podcasts videos. By examining these visual topics, we aim to have a foundational understanding on how podcasts on Rumble use visual strategies beyond mere auditory content. Based on our previous results, we hypothesize that podcasts on Rumble also use politically motivated visual elements that align with those found in right-wing podcasts. To investigate this, we first extract representative video frames from the podcast videos. Subsequently, we apply a clustering technique to identify and analyze the visual clusters that are most frequently used in D_{rumble} and $D_{youtube}$ channels.

Extracting representative video frames. To effectively analyze the visual clusters, our first step is to extract representative video frames. This approach helps us avoid clusters of sequential and almost identical images from the same video. We begin by extracting frames from each podcast video at a rate of one frame per second. Adopting a technique used in previous research (Zannettou et al. 2018), we first apply perceptual hashing (pHash) to each sampled frame. This method extracts representative feature vectors from the images, capturing their visual characteristics. We then measure the similarity between frames by calculating the Hamming distance and set a threshold to identify frames with meaningful visual differences. To establish this threshold, we tested 20 sample videos from both D_{rumble} and $D_{youtube}$. Starting

with the second frame, we eliminate frames that fell below a varying threshold θ compared to any of the previous video frames, ranging from $\theta = 5$ to $\theta = 50$ in increments of 5. This evaluation is conducted by three authors of this paper who individually analyze the extracted frames for each sampled video at each θ level, focusing on two metrics: 1) minimizing the number of duplicate images, and 2) maximizing the number of visually distinct images. In the end, the authors reached a unanimous agreement (Fleiss’ Kappa 1.0) on setting the threshold at $\theta = 20$.

Finding clusters of widely used visual elements. After extracting representative images from podcast videos, we apply hierarchical clustering to embeddings generated by OpenAI’s CLIP (Radford et al. 2021) (see details in Appendix C). To determine the most commonly used visual clusters across various channels, we start by identifying the clusters that appear in the highest number of channels for each dataset. Starting from the highest ranked clusters for each dataset, three authors of this paper examine 20 randomly sampled images (or the entire set if a visual cluster comprised ≤ 20 images) and labeled clusters based on their domain knowledge. This process is repeated until we have a definitive list of the top 20 visual clusters for each dataset, where we do not include clusters that are primarily composed of frames without meaningful visual content (e.g., black screens or solid colors, including those showing only a channel logo).

Top visual clusters of Rumble and YouTube. Table 4 displays the most frequently used visual clusters across D_{rumble} and $D_{youtube}$, and their alignments with those in $D_{political}$. Figure 5 shows top-10 clusters for each platform.

For D_{rumble} , we observe that the most prevalent visual clusters align with our earlier findings, focusing predominantly on political figures. Notably, while the majority of politicians are associated with the left-wing (e.g., Joe Biden, Kamala Harris, and Hillary Clinton), we also see politicians and political commentators that are recognized for their right-wing perspectives (i.e., Tucker Carlson, Ron DeSantis, and Rand Paul). We also observe that the majority of the visual elements on Canadian politics topic are related to Justin Trudeau. We observe many anti-vaccine related news on Covid-19 News topic. Additionally, we encounter a visual topic related to Anthony Fauci, the former Chief Medical Advisor to the President during the COVID-19 pandemic, who has been a target of criticism from right-wing figures, including former President Trump himself (Collins and Lip-tak 2020). Interestingly, Bill Gates also appeared among top 20 visual clusters of Rumble, who has been at the center of COVID-19 related conspiracy theories deployed by the right-wing (McNeil-Willson 2022; Wakabayashi, Alba, and Tracy 2020). Comparing these findings with the top 20 visual clusters from D_{left} , D_{right} , and D_{center} , we find alignments of 10%, 40%, and 0% respectively. This suggests that Rumble’s podcasts exhibit meaningfully more visual commonalities with right-wing podcasts.

Our results from $D_{youtube}$ ’s most widely used visual clusters also aligns with our previous findings, as these visuals consist of mostly apolitical and more mainstream themes (e.g., cartoons, basketball court, and Kardashians). When comparing these results to the top 20 most widely used visual clusters in $D_{political}$, we find 5% alignment with D_{left} , 10% with D_{right} , and no alignment (0%) with D_{center} .

Takeaways. Rumble podcasts’ visual content is primarily political, with popular visual clusters aligning closely with right-wing podcasts. We observe that these clusters predominantly feature political figures. While these clusters largely showcase left-wing politicians, the political commentators within them are typically associated with right-wing viewpoints. One possible explanation for this could be the dominance of the Democratic Party in the US government during the majority of our dataset’s timeline. This may suggest that Rumble’s podcasts use visuals of these politicians while critiquing them, stimulating their viewers beyond merely using audio. On YouTube, we consistently find a dominance of apolitical visual clusters, aligning with our prior observations. This contrast further underscores Rumble’s non-neutral political stance.

Discussion & Conclusion

In this paper, we analyze the audio-visual content of popular Rumble and YouTube podcast channels, focusing on their political leanings. Our analysis of over 13K podcast videos demonstrates a right-wing bias in Rumble’s content, which sharply contrasts with YouTube’s more apolitical content. This dichotomy highlights the role of platforms in either reinforcing or challenging existing political narratives. Our findings suggest that Rumble’s video podcast content is predominantly right-wing content, thereby creating a distinct echo chamber effect (Efstratiou et al. 2022). This

phenomenon is critical to understand, as it potentially exacerbates societal polarization in yet underexplored area, e.g., podcasts.

Our findings also emphasize the need to consider both audio and visual elements in media studies. While textual content has been extensively analyzed in social media research, our findings reveal that audio-visual content in podcasts can reinforce polarized political beliefs in social media platforms. The use of specific visual elements, which align with the themes commonly associated with right-wing misinformation, further intensifies the impact of these podcasts on political engagement. Furthermore, our analysis reveals that controversial content related to COVID-19, and the deplatforming of right-wing figures are significant drivers of podcast video views on Rumble, indicating alternative controversial discussions/figures are the drivers of podcast views on Rumble.

Implications & Future Work

Future research should expand to other alternative video platforms, e.g., BitChute, to compare their video podcast content with Rumble and YouTube, and to understand the broader political video podcast content across various platforms. Studies could examine how the political bias in audio-visual content in these platforms evolves over time, and affect each other, particularly in response to major political events or changes in platform policies. Moreover, similar to studies that analyze deplatformed communities on social media (Horta Ribeiro et al. 2021; Jhaver et al. 2021; Balci, Sirivianos, and Blackburn 2024; Ali et al. 2021; Balci et al. 2023; Patel et al. 2024), future work could analyze the effect of deplatforming on the podcast hosts themselves. Exploring the algorithms used by these alternative video sharing platforms to recommend content is another crucial area for future research. Understanding the mechanics behind podcast video content recommendation on alternative video sharing platforms like Rumble could reveal insights into how and why certain political content is amplified. Finally, integrating audio-visual content analysis of podcast videos with other media forms like text-based social media, news articles, and TV broadcasts, could offer a more comprehensive picture of the podcast video ecosystem and its influence on political polarization.

Limitations

This work is subject to certain limitations. First, the data collection was not conducted live, which means some content may have been missed. Furthermore, as we rely on content creators’ labeling to create our initial set of podcast videos, our methodology might miss some podcast videos that are not labeled by the creators. Moreover, our reliance on tools like faster-whisper, BERTopic, and CLIP, could introduce errors due to their inherent limitations, e.g., Whisper is known for hallucinating content (Mittal et al. 2024; Koencke et al. 2024) and BERTopic can generate higher number of outliers than expected (Egger and Yu 2022). These factors should be considered when interpreting our findings. Additionally, our analysis faces other limitations. For instance, our labeling of the representative visual elements in

Rumble and YouTube podcasts was guided by our domain knowledge, yet some channel owners might challenge our categorizations. Another limitation of our study involves assessing how the content of Rumble and YouTube podcasts aligns with political orientations, without analyzing the sentiment of this content. While this methodology was in line with our research objectives, it is important to recognize that including sentiment analysis might have offered additional insights into the emotional tone and impact of the podcast content.

Acknowledgments

This material is based upon work supported by the National Science Foundation under Grant No. IIS-2046590.

References

- Ali, S.; Saeed, M. H.; Aldreabi, E.; Blackburn, J.; De Cristofaro, E.; Zannettou, S.; and Stringhini, G. 2021. Understanding the effect of deplatforming on social networks. In *WebSci*, 187–195.
- Aliapoulios, M.; Bevensee, E.; Blackburn, J.; Bradlyn, B.; De Cristofaro, E.; Stringhini, G.; and Zannettou, S. 2021a. An early look at the parler online social network. *arXiv:2101.03820*.
- Aliapoulios, M.; Bevensee, E.; Blackburn, J.; Bradlyn, B.; De Cristofaro, E.; Stringhini, G.; and Zannettou, S. 2021b. A large open dataset from the Parler social network. In *ICWSM*, volume 15, 943–951.
- Ammar, W.; Mulcaire, G.; Tsvetkov, Y.; Lample, G.; Dyer, C.; and Smith, N. A. 2016. Massively multilingual word embeddings. *arXiv:1602.01925*.
- Angelov, D. 2020. Top2vec: Distributed representations of topics. *arXiv:2008.09470*.
- Balci, U.; Ling, C.; De Cristofaro, E.; Squire, M.; Stringhini, G.; and Blackburn, J. 2023. Beyond Fish and Bicycles: Exploring the Varieties of Online Women’s Ideological Spaces. In *WebSci*, 43–54.
- Balci, U.; Patel, J.; Balci, B.; and Blackburn, J. 2024. iDRAMA-rumble-2024: A Dataset of Podcasts from Rumble Spanning 2020 to 2022. *Workshop Proceedings of the 18th International AAAI Conference on Web and Social Media*.
- Balci, U.; Sirivianos, M.; and Blackburn, J. 2024. Exploring Left-Wing Extremism on the Decentralized Web: An Analysis of Lemmygrad. ml. *Workshop Proceedings of the 18th International AAAI Conference on Web and Social Media*.
- Boesinger, L.; Ribeiro, M. H.; Veselovsky, V.; and West, R. 2024. Tube2Vec: Social and Semantic Embeddings of YouTube Channels. In *ICWSM*, volume 18, 2084–2090.
- Bratcher, T. R. 2022. Toward a Deeper Discussion: A Survey Analysis of Podcasts and Personalized Politics. *AJC*, 30(2): 188–199.
- Brown, A. 2022. Is rumble, a right-wing social media company, already the next meme stock? <https://www.forbes.com/sites/abrambrown/2021/12/02/rumble-spac-ipo-social-media-conservative>.
- Chadha, M.; Avila, A.; and Gil de Zúñiga, H. 2012. Listening In: Building a Profile of Podcast Users and Analyzing Their Political Participation. *J. Inf. Technol. Politics*, 9(4): 388–401.
- Chen, E.; and Ferrara, E. 2023. Tweets in time of conflict: A public dataset tracking the twitter discourse on the war between Ukraine and Russia. In *ICWSM*, volume 17, 1006–1013.
- Cho, Y. Y.; Park, A.; and Choi, J. 2023. Motives for Using News Podcasts and Political Participation Intention in South Korea: The Mediating Effect of Political Discussion. *Media International Australia*, 187(1): 39–56.
- Clifton, A.; Reddy, S.; Yu, Y.; Pappu, A.; Rezapour, R.; Bonab, H.; Eskevich, M.; Jones, G.; Karlgren, J.; Carterette, B.; and Jones, R. 2020. 100,000 Podcasts: A Spoken English Document Corpus. In Scott, D.; Bel, N.; and Zong, C., eds., *COLING*, 5903–5917.
- Collins, B.; and Zadrozny, B. 2021. Clamoring for ivermectin, some turn to a pro-trump telemedicine website. <https://www.nbcnews.com/tech/tech-news/ivermectin-demand-drives-trump-telemedicine-website-rcna1791>.
- Collins, K.; and Liptak, K. 2020. Trump trashes Fauci and makes baseless coronavirus claims in campaign call — CNN politics. <https://www.cnn.com/2020/10/19/politics/donald-trump-anthony-fauci-coronavirus/index.html>.
- Danilak, M. M. 2021. Language detection library ported from Google’s language-detection. <https://pypi.org/project/langdetect/>.
- Dinkov, Y.; Ali, A.; Koychev, I.; and Nakov, P. 2019. Predicting the Leading Political Ideology of YouTube Channels Using Acoustic, Textual, and Metadata Information. *arxiv:1910.08948*.
- Efstratiou, A.; Blackburn, J.; Caulfield, T.; Stringhini, G.; Zannettou, S.; and De Cristofaro, E. 2022. Non-Polar Opposites: Analyzing the Relationship Between Echo Chambers and Hostile Intergroup Interactions on Reddit. *arXiv:2211.14388*.
- Egger, R.; and Yu, J. 2022. A Topic Modeling Comparison Between LDA, NMF, Top2Vec, and BERTopic to Demystify Twitter Posts. *Frontiers in Sociology*, 7.
- Escandon, R. 2024. “video podcasting” growing in popularity. <https://www.forbes.com/sites/rosaescandon/2024/04/29/video-podcasting-growing-in-popularity>.
- Euritt, A. 2019. Public Circulation in the NPR Politics Podcast. *Popular Communication*, 17(4): 348–359.
- Fandom, T. H. P. W. 2023. Lost episodes. https://h3podcast.fandom.com/wiki/Lost_Episodes.
- Farah, H. 2023. What is rumble, the video-sharing platform “immune to cancel culture”? <https://www.theguardian.com/technology/2023/sep/20/what-is-rumble-the-video-sharing-platform-immune-to-cancel-culture>.
- Fisher, C. 2023. Ethan Klein announces another victory in legal battle with Triller. <https://www.dexerto.com/entertainment/ethan-klein-announces-another-victory-in-legal-battle-with-triller-1918577/>.

- gop.gov. 2024. It is now a fact that Pelosi’s sham January 6th committee was designed to be a political witch-hunt. <https://www.gop.gov/news/documentsingle.aspx?DocumentID=758>
- Grootendorst, M. 2022. BERTopic: Neural topic modeling with a class-based TF-IDF procedure. *arXiv:2203.05794*.
- Grunfeld, A. 2023. Why Has Video Podcasting Become Increasingly Popular? <https://riverside.fm/blog/why-video-podcasting-is-popular>.
- Guhr, O.; Schumann, A.-K.; Bahrmann, F.; and Böhme, H. J. 2021. FullStop: Multilingual Deep Models for Punctuation Prediction.
- Hanley, H. W.; Kumar, D.; and Durumeric, Z. 2023. Hap- penstance: Utilizing Semantic Search to Track Russian State Media Narratives about the Russo-Ukrainian War On Red- dit. In *ICWSM*, volume 17, 327–338.
- Horta Ribeiro, M.; Jhaver, S.; Zannettou, S.; Blackburn, J.; Stringhini, G.; De Cristofaro, E.; and West, R. 2021. Do plat- form migrations compromise content moderation? evidence from r/the_donald and r/incels. *Proceedings of the ACM on Human-Computer Interaction*, 5(CSCW2): 1–24.
- Jhaver, S.; Boylston, C.; Yang, D.; and Bruckman, A. 2021. Evaluating the effectiveness of deplatforming as a modera- tion strategy on Twitter. *Proceedings of the ACM on Human-Computer Interaction*, 5(CSCW2): 1–30.
- Kim, J. 2004. *Automatic detection of sentence bound- aries, disfluencies, and conversational fillers in spontaneous speech*. Ph.D. thesis, Citeseer.
- Kim, J.; Lee, Y.-O.; and Park, H. W. 2016. Delineating the Complex Use of a Political Podcast in South Korea by Hy- brid Web Indicators: The Case of the Nakkomsu Twitter Net- work. *TFSC*, 110: 42–50.
- Kim, Y.; Kim, Y.; and Wang, Y. 2016. Selective Exposure to Podcast and Political Participation: The Mediating Role of Emotions. *IJMC*, 14(2): 133–148.
- Klee, M. 2023. Rumble is down. will Russell Brand’s allegations knock it out? <https://www.rollingstone.com/culture/culture-features/russell-brand-allegations-rumble-1234851624/>.
- Klein, G. 2023. faster-whisper. [https://github.com/ guillaumekln/faster-whisper](https://github.com/guillaumekln/faster-whisper).
- Koenecke, A.; Choi, A. S. G.; Mei, K.; Schellmann, H.; and Sloane, M. 2024. Careless Whisper: Speech-to-Text Hallu- cination Harms. *ArXiv:2402.08021*.
- Lai, A.; Brown, M. A.; Bisbee, J.; Tucker, J. A.; Nagler, J.; and Bonneau, R. 2022. Estimating the ideology of political youtube videos. *Political Analysis*, 1–16.
- Lapin, A. 2022. <https://www.timesofisrael.com/prominent-youtube-personality-suspended-for-holocaust-joke-about-ben-shapiro/>.
- Lee, C. 2021. News Podcast Usage in Promoting Political Participation in Korea. *AJMMC*, 7(2): 107–120.
- Ling, C.; AbuHilal, I.; Blackburn, J.; De Cristofaro, E.; Zan- nettou, S.; and Stringhini, G. 2021. Dissecting the meme magic: Understanding indicators of virality in image memes. *CSCW*, 5(CSCW1): 1–24.
- MacDougall, R. C. 2011. Podcasting and Political Life. *American Behavioral Scientist*, 55(6): 714–732.
- Mak, A. 2021. Gab is furious that Donald Trump signed up for another right-wing social network. <https://slate.com/technology/2021/06/donald-trump-rally-rumble-gab-parler.html>.
- Maruf, R.; and Stelter, B. 2022. [https://www.cnn.com/ 2022/02/05/media/joe-rogan-racial-slur-apology-india- arie/index.html](https://www.cnn.com/2022/02/05/media/joe-rogan-racial-slur-apology-india- arie/index.html).
- Mayer, E. 2023. YouTube’s growth as a podcast power player revealed in Cumulus Media and signal hill insights’ podcast download – fall 2023 report. <https://www.westwoodone.com/blog/2023/12/04/youtubes-growth-as-a-podcast-power-player-revealed-in-cumulus-media-and-signal-hill-insights-podcast-download-fall-2023-report/>.
- McCarthy, J. D. 2022. Are Antifa and black lives matter re- lated? - The Washington Post. [https://www.washingtonpost. com/politics/2022/02/08/antifa-blm-extremism-violence/](https://www.washingtonpost.com/politics/2022/02/08/antifa-blm-extremism-violence/).
- McCluskey, M. 2022. Rumble offers Joe Rogan \$100 mil- lion to switch platforms. <https://time.com/6145835/joe-rogan-rumble-podcast-offer/>.
- McInnes, L.; Healy, J.; and Astels, S. 2017. hdbscan: Hi- erarchical density based clustering. *J. Open Source Softw.*, 2(11): 205.
- McInnes, L.; Healy, J.; and Melville, J. 2018. Umap: Uni- form manifold approximation and projection for dimension reduction. *arXiv:1802.03426*.
- McNeil-Willson, R. 2022. Understanding the# plandemic: Core framings on Twitter and what this tells us about coun- tering online far right COVID-19 conspiracies. *First Mon- day*.
- Mikolov, T.; Sutskever, I.; Chen, K.; Corrado, G. S.; and Dean, J. 2013. Distributed representations of words and phrases and their compositionality. *NIPS*, 26.
- Milbauer, J.; Mathew, A.; and Evans, J. 2021. Aligning mul- tidimensional worldviews and discovering ideological dif- ferences. In *EMNLP*.
- Mittal, A.; Murthy, R.; Kumar, V.; and Bhat, R. 2024. To- wards understanding and mitigating the hallucinations in NLP and Speech. In *11th ACM IKDD CODS and 29th CO- MAD*, 489–492.
- NIST. 2003. The Rich Transcription Fall 2003 (RT-03F) Evaluation Plan. <http://www.nist.gov/speech/tests/rt/rt2003/fall/docs/rt03-fall-eval-plan-v9.pdf>.
- OpenAI. 2022. Whisper. <https://github.com/openai/whisper>.
- OpenNMT. 2019. CTranslate2. [https://github.com/ OpenNMT/CTranslate2](https://github.com/OpenNMT/CTranslate2).
- Patel, J.; Paudel, P.; De Cristofaro, E.; Stringhini, G.; and Blackburn, J. 2024. iDRAMA-Scored-2024: A Dataset of the Scored Social Media Platform from 2020 to 2023. In *ICWSM*, volume 18, 2014–2024.
- Pedregosa, F.; Varoquaux, G.; Gramfort, A.; Michel, V.; Thirion, B.; Grisel, O.; Blondel, M.; Prettenhofer, P.; Weiss, R.; Dubourg, V.; et al. 2011. Scikit-learn: Machine learning in Python. *JMLR*, 12: 2825–2830.

- Pew. 2006. What is podcasting? <https://www.pewresearch.org/journalism/2006/07/19/what-is-podcasting/>.
- Podcast, H. 2024. <https://www.doesryankavanaughlooklikeharveyweinstein.com/>.
- Pramod, N. 2021. Rumble is experiencing massive growth as people ditch Big Tech. <https://reclaimthenet.org/rumble-is-experiencing-massive-growth>.
- Putri, D. M.; Ermayda, R. Z.; Firmansyah, R.; Sulistyawati, S. N.; and Mariyah, S. 2022. Radio Audit: A Visual Podcast Series as The Learning Media to Increase Accounting Students Engagement. *Ekuitas: Jurnal Pendidikan Ekonomi*, 10(2): 219–227.
- Radford, A.; Kim, J. W.; Hallacy, C.; Ramesh, A.; Goh, G.; Agarwal, S.; Sastry, G.; Askell, A.; Mishkin, P.; Clark, J.; et al. 2021. Learning transferable visual models from natural language supervision. In *ICML*, 8748–8763. PMLR.
- Rae, M. 2023. Podcasts and Political Listening: Sound, Voice and Intimacy in the Joe Rogan Experience. *Continuum*, 37(2): 182–193.
- Rainey, C. 2023. Is rumble right-wing? CEO argues it has many left-leaning ... <https://www.fastcompany.com/90982735/rumble-video-site-youtube-alternative-left-leaning-users>.
- Rajic, S. 2013. Educational use of podcast. In *The Fourth International Conference on e-Learning*, 90–94.
- Robertson, J. 2019. How podcasts went from Unlistenable to unmissable. <https://www.bbc.com/news/business-49279177>.
- Rosman, K.; Sisario, B.; Isaac, M.; and Satariano, A. 2022. Spotify Bet Big on Joe Rogan. it got more than it counted on. <https://www.nytimes.com/2022/02/17/arts/music/spotify-joe-rogan-misinformation.html>.
- Rumble. 2023. Podcasts. <https://web.archive.org/web/20230131060622/https://rumble.com/category/podcasts>.
- Sayogie, F.; Farkhan, M.; Julian, H. P.; Al Hakim, H. S. F.; Wiralaksana, M. G.; et al. 2023. Patriarchal Ideology, Andrew Tate, and Rumble’s Podcasts. *3L: Southeast Asian Journal of English Language Studies*, 29(2).
- Shearer, E.; Liedke, J.; Matsa, K. E.; Lipka, M.; and Jurkowitz, M. 2023. Podcasts as a Source of News and Information. *Pew Research Center*, 16.
- Sherman, C. 2024. Many Republicans support abortion. are they switching parties because of it? <https://www.theguardian.com/world/2024/jan/13/abortion-republican-voters-presidential-election>.
- Spangler, T. 2022. Joe Rogan rejects 100 million podcast deal offer from right-wing video site rumble. <https://variety.com/2022/digital/news/joe-rogan-rejects-rumble-podcast-deal-1235175990/>.
- Sterne, J.; Morris, J.; Baker, M. B.; and Freire, A. M. 2008. The Politics of Podcasting. *FibreCulture*.
- Stocking, G.; Mitchell, A.; Matsa, K. E.; Widjaya, R.; Jurkowitz, M.; Ghosh, S.; Smith, A.; Naseer, S.; and St Aubin, C. 2022. The role of alternative social media in the news and information environment. *Pew Research Center*.
- TateSpeech. 2024. TateSpeech - Rumble. <https://rumble.com/c/TateSpeech>. Accessed: 2024-01-12.
- Team, S. 2021. Silero VAD: pre-trained enterprise-grade Voice Activity Detector (VAD), Number Detector and Language Classifier. <https://github.com/snakers4/silero-vad>.
- Wakabayashi, D.; Alba, D.; and Tracy, M. 2020. Bill Gates, at odds with trump on virus, becomes a right-wing target. <https://www.nytimes.com/2020/04/17/technology/bill-gates-virus-conspiracy-theories.html>.
- Wilson, J. 2022. The downfall of Andrew Tate and its implications. <https://www.forbes.com/sites/joshwilson/2022/08/30/the-downfall-of-andrew-tate-and-its-implications>.
- Yang, J.; Jang, H.; and Yu, K. 2023. Analyzing Geographic Questions Using Embedding-based Topic Modeling. *ISPRS International Journal of Geo-Information*, 12(2): 52.
- YouTube. 2023. youtube-popularcreators. <https://www.youtube.com/podcasts/popularcreators>.
- ytdl. 2006. youtube-dl. <https://github.com/ytdl-org/youtube-dl>.
- Zannettou, S.; Caulfield, T.; Blackburn, J.; De Cristofaro, E.; Sirivianos, M.; Stringhini, G.; and Suarez-Tangil, G. 2018. On the origins of memes by means of fringe web communities. In *IMC*, 188–202.

A

Language verification for podcasts. In addition to our initial step of excluding non-English channels and playlists, following previous work (Clifton et al. 2020), we run language detection on podcast video descriptions. For this purpose, we use langdetect library (Danilak 2021), which is a Python implementation of Google’s language detection library in Java. We also remove URLs from video descriptions before running language detection. During a manual inspection of videos flagged as non-English, we observe that these videos have short descriptions (e.g., social media platforms and their URLs) that could cause mislabeling their languages. Consequently, we conduct a manual inspection of these videos and videos with no description, and exclude “Monarky” channel from Rumble, due to its content being in a language other than English.

Speech-to-Text transcription. For the transcription of podcast videos, we use faster-whisper (Klein 2023), a reimplementation of OpenAI’s Whisper (OpenAI 2022) via CTranslate2 (OpenNMT 2019), in conjunction with Silero’s Voice Activity Detection (Team 2021). This combination is particularly effective in handling challenges (e.g., long pauses and background music) present in many videos in our dataset. We use the large-v2 model of Whisper in our analysis and use English as the language parameter. In total, we spend 658 hours (27 days) with NVIDIA A100 GPU with 80GB of Memory to generate their speech-to-text transcriptions.

Postprocessing. We implement three postprocessing steps. To refine our analysis, we remove English stop words from the topic keywords using Scikit-learn’s CountVectorizer function (Pedregosa et al. 2011). Next, we exclude topics that comprise fewer than 5 keywords. This decision is

based on our observation from manually inspecting the top 100 most popular topics, which indicates that topics with few keywords predominantly consist of generic sentences that are mostly identical (e.g., “Ok.”). Subsequently, we filter out topics characterized by conversational fillers and backchannels, e.g., “hmm,” “yeah,” “oh,” “uh,” “so,” and “well,” if these appear among a topic’s top five keywords. For this purpose, we use a keyword list derived from previous work (Kim 2004), which is constructed based on annotated conversational speech data from the Linguistic Data Consortium and standard scoring tools (NIST 2003). This step is crucial as our primary goal is to enhance the interpretability of our results. Nonetheless, we perform no additional postprocessing due to the intrinsic characteristics of podcast content, which may include casual or mundane discussions. We treat the remaining generic topics as indicative of everyday conversation, providing a richer, more nuanced understanding of our findings.

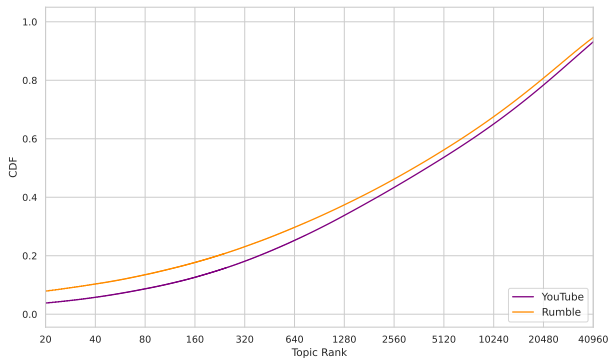


Figure 4: CDF of the proportion of sentences covered cumulatively at each topic rank in YouTube and Rumble podcast videos. Topic ranks start at 20 and increase exponentially.

B

Misalignment analysis. To further solidify our findings for RQ1, we analyze the differences in word usages between D_{rumble} and $D_{youtube}$. To do this, we leverage the methodology proposed by Milbauer et al. (Milbauer, Mathew, and Evans 2021), which trains word2vec models for each community, and aligns their words using a linear translation function MultiCCA (Ammar et al. 2016). If a community’s word projection does not match the same word in another community, we consider these words are *misaligned*. This way, by identifying misaligned word pairs with political meanings, e.g., Democrat’s usage of “Republican” and Republican’s usage of “Democrat,” we can have an understanding of a community’s political positioning.

Training. We follow the preprocessing steps proposed by Milbauer et al., where we tokenize each sentence, remove hyperlinks, and lowercase all characters. Next, we train Word2Vec skip-gram models (Mikolov et al. 2013) for $D_{youtube}$ and D_{rumble} using 100 dimensions and a maximum vocabulary of 30,000 words. We anchor top 5K com-

Rumble	YouTube	Alignment
Republicans	Democrats	0.8787
Democrat	Republican	0.7717
Dems	Democrats	0.6986
Leftists	Right-wingers	0.6231
Hillary Clintons	Trumps	0.5761
Pro-choice	Pro-life	0.5560
Progressive	Conservative	0.5190
Antifa	BLM	0.5048
Pro-Trump	Anti-Trump	0.4732
Witch Hunt	January 6th	0.4571

Table 5: Identified misaligning word pairs between popular podcast channels of YouTube and Rumble.

mon words of these datasets and translate them using MultiCCA.

Results. Table 5 presents identified misaligning word pairs between $D_{youtube}$ and D_{rumble} , along with their cosine similarities. Similar to our previous example, we find many misaligning word pairs in the context of “Democrats vs Republicans.” This is evident from Republicans & Democrats, Democrat & Republican, Dems & Democrats, Leftists & Right-wingers, Hillary Clintons & Trumps, Progressive & Conservative, and Pro-Trump & Anti-Trump word pairs.

Additionally, we identify Pro-choice & Pro-life, Antifa & BLM pairs, and Witch Hunt & January 6th pairs, which further indicate that D_{rumble} aligns with general right-wing narratives on these topics (McCarthy 2022; gop.gov 2024; Sherman 2024). Overall, these results further solidifies our findings from RQ1, demonstrating that Rumble’s podcast content exhibits a pronounced right-wing bias, a trend that remains evident even when compared to YouTube’s predominantly apolitical content.

C

Clustering. We leverage OpenAI’s CLIP (Radford et al. 2021) to generate embeddings, using its top performing model, *ViT-L/14@336px*. Our clustering approach is inspired by techniques used in BERTopic (Grootendorst 2022) and Top2Vec (Angelov 2020). This methodology first reduces the dimensionality of these embeddings with UMAP (McInnes, Healy, and Melville 2018). Subsequently, we input these reduced-dimension embeddings into HDBSCAN (McInnes, Healy, and Astels 2017), an algorithm that excels in generating dense clusters without the need for pre-defining cluster sizes. This flexibility allows us to explore thematic topics organically, without the constraint of limiting the visual clusters to a specific number.



Figure 5: Comparison of visual topics between Youtube and Rumble, extracted through clustering, showing top-10 clusters for each platform (Refer to Table 4).

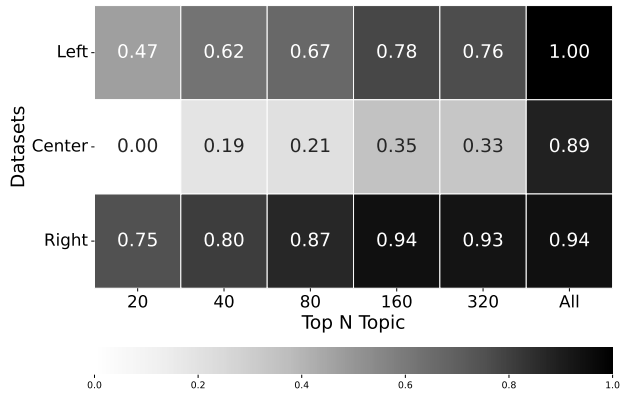


Figure 6: Heatmap illustrating the normalized cosine similarities among the top N topic centroids of Rumble versus left-wing, center, and right-wing podcasts. Darker shades denote greater semantic similarity.

Channel Name	# Sentences	# Podcasts	Avg. views
The Dan Bongino Show	42	31	198,535
The Charlie Kirk Show	41	31	27,331
Ben Shapiro	33	16	8,925
Rekieta Law	33	9	30,361
phetasy	32	21	2,425
TateSpeech by Andrew Tate	31	2	3,775,000
vivafrei	25	14	28,579
Matt Walsh	21	11	7,912
Steven Crowder	20	15	237,480
Dinesh D'Souza	16	14	14,494
TimcastIRL	16	11	8,280
AMERICA First with Sebastian Gorka	15	11	11,880
The Dershow	15	11	9,530
The Rubin Report	13	8	48,412
Liz Wheeler	12	12	3,674
Diamond and Silk	11	5	16,702
Lara Trump	11	6	12,490
Mikhaila Peterson	11	4	13,437
The Ron Paul Liberty Report	11	10	31,305
Redacted News	8	5	31,780

Table 6: Top 20 channels on Rumble related to the topic of cancellation. We present data, including the total number of sentences, the overall number of podcast videos, and the average views per podcast video for each channel within this topic.