

Identifying User Goals from UI Trajectories

Omri Berkovitch^{*,1} Sapir Caduri^{*,1} Noam Kahlon¹ Anatoly Efros¹
Avi Caciularu¹ Ido Dagan^{1,2}

¹Google Research ²Bar-Ilan University

{berkovitchomri,sapir,kahlonn,talef,avica,idodagan}@google.com

Abstract

Autonomous agents that interact with graphical user interfaces (GUIs) hold significant potential for enhancing user experiences. To further improve these experiences, agents need to be personalized and proactive. By effectively comprehending user intentions through their actions and interactions with GUIs, agents will be better positioned to achieve these goals. This paper introduces the task of goal identification from observed UI trajectories, aiming to infer the user’s intended task based on their GUI interactions. We propose a novel evaluation metric to assess whether two task descriptions are paraphrases within a specific UI environment. By Leveraging the inverse relation with the UI automation task, we utilized the Android-In-The-Wild and Mind2Web datasets for our experiments. Using our metric and these datasets, we conducted several experiments comparing the performance of humans and state-of-the-art models, specifically GPT-4 and Gemini-1.5 Pro. Our results show that Gemini performs better than GPT but still underperforms compared to humans, indicating significant room for improvement.

1 Introduction

Autonomous agents that interact with GUIs to complete tasks for users have drawn significant interest (Hong et al., 2023; Gur et al., 2023; Yang et al., 2023b). These agents interpret natural language task descriptions provided by a user and iteratively interact with GUIs to complete the desired task. Enhancing an agent’s ability to understand user actions and infer goals within the GUI environment has the potential to significantly increase its utility for users by providing more personalized and effective assistance (Li et al., 2024).

Consider the scenario in Figure 1 where a user books flight tickets online for a vacation. An ideal

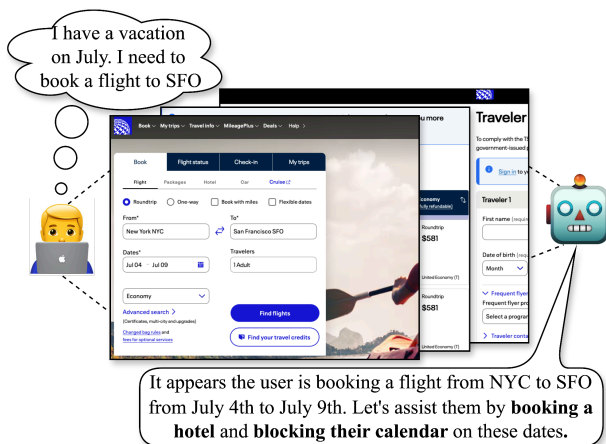


Figure 1: An example of a user performing a flight booking task. The agent first observes the UI interactions, comprehends the task’s essence, and then offers help with related tasks, like booking a hotel and blocking calendar dates. We focus on the first part, comprehending the task by observing the UI interactions.

agent would first observe and understand these actions, then proactively suggest booking a hotel for the same dates, and make the vacation dates visible in the calendar. This kind of assistance requires the agent to understand the underlying goals driving user interactions. Additionally, by identifying user goals, we can augment the agent’s memory, making it more personal and useful for future tasks. We frame this challenge as the inverse of the known *UI automation task*: identifying the hidden user goal from its observed UI interactions (Li et al., 2023; Wen et al., 2023). While intent identification has been explored in other domains (Hu et al., 2009; Gupta et al., 2014), our work is the first, to the best of our knowledge, to focus specifically on identifying user goals from UI interactions.

Identifying user goals from UI interactions is challenging. Although ensuring a correct goal is achievable through the observed actions is essential, this alone is not enough. The fact that multiple tasks can often lead to the same actions making

^{*}Equal contribution

the task ambiguous, further highlighting the complexity of the task and the need for robust methods. Additionally, the involvement of multiple modalities, such as visual and text, increases complexity.

In this paper, we explore the task of goal identification from observed UI trajectories. In particular, we introduce a robust manual and automatic evaluation protocol. Our proposed metric primarily assesses whether two task descriptions are paraphrases within the UI context while also enabling us to quantify the ambiguity. We conducted extensive experiments in both web and Android UIs, leveraging existing UI automation datasets by swapping the roles of input and output. We compared the performance of humans and state-of-the-art multi-modal models on this task and found that the models significantly underperform, indicating substantial room for improvement. Common errors and potential mitigations are highlighted, paving the way for future research.

Overall our main contributions are as follows: (1) presenting the first study on the task of goal identification from UI trajectories, including task formulation and definitions; (2) introducing a novel manual and automatic evaluation methodology and (3) assessing the performance of both humans and models on this task, providing a comprehensive analysis of our findings.

2 Task Definition

Given an observed UI trajectory performed by a user with the intention to complete a certain task, our goal is to recover the user’s original intent from the observable trajectory. As mentioned in § 1, this intent identification setting is effectively the inverse problem of the known *UI Automation* task. We therefore adopt their input and output definitions, swapping their roles, which enables the use of UI automation datasets for the intent identification task as well. Accordingly, our input is a UI trajectory - a sequence of steps performed by the user. Each step consists of a snapshot of the UI environment at that moment, along with the corresponding action the user took at that step. From this trajectory, our goal is to generate a natural language description that accurately captures the user’s intended task. Within the scope of this paper, we address the core setting of the intent identification task and therefore assume that the observed UI trajectory indeed successfully fulfills the underlying user intent.

The intent identification task, similar to other

text generation tasks like summarization where multiple valid outputs can exist, is inherently ambiguous, mostly because the same trajectory may fulfill multiple intents. For example, when observing a Sushi restaurant booking, the user might have asked for that specific Sushi place, or more broadly for *some* restaurant in that area, or of that cuisine type. When a model identifies intent from trajectory, we expect it to predict the most likely one.

3 Evaluation Methodology

This section outlines our evaluation methodology. Given an input UI trajectory and a corresponding gold task description, we assess whether a *predicted* task description matches the gold reference. We start with necessary definitions (Section 3.1), followed by a human evaluation protocol (Section 3.2) and a language model-based automatic evaluation (Section 3.3).

3.1 Definitions

Task Fulfillment by a Trajectory As mentioned in § 2, we assume an observed UI trajectory fulfills the underlying user’s intended tasks. Therefore, a predicted task description not fulfilled by the input trajectory is erroneous and does not match the gold task description.

Inspired by the taxonomy proposed by Zhou et al. (2023), we differentiate between fulfillment for information-seeking intents and transactional intents (e.g. purchasing an item, booking a flight or changing settings). For the latter, fulfillment is achieved upon successfully completing the specific requirement outlined in the task. For information-seeking intents, fulfillment is achieved when the trajectory provides the necessary information sought in the user intent. We note that a fulfilling trajectory may provide some additional information beyond the intent, if such additional information is inherently bundled in the UI environment together with the sought information (e.g. some UI environments may display review scores along with other related information).

Satisfaction Relation between Tasks We next aim to specify a matching criterion between two task descriptions, specifically a predicted one and the corresponding gold-reference. Given two task descriptions A and B and a UI environment, we say that A *satisfies* B in that environment if every reasonable user trajectory that fulfills A would also fulfill B. In essence, this means that completing

task A necessarily results in completing task B, making B a more general task than A in that UI environment. For instance, the task “Purchase the earliest train ticket to Edinburgh” satisfies the task “Purchase a ticket to Edinburgh” but not vice versa.

Building on these definitions, we consider a predicted task description to successfully *match* the gold description if the two mutually satisfy each other, and *partial match* when only one satisfies the other. Essentially, matching tasks can be considered as paraphrases of the same intent within the context of the UI environment. For instance, the tasks “Find a large dining table” and “Find a dining table for 10-12 people” match each other if the UI environment considers 10-12 people as large. We highlight the relation between *match* and ambiguous trajectory, which fulfills multiple task descriptions that do not match each other.

3.2 Human Evaluation Protocol

As with many text generation tasks, human evaluation is essential due to the limited reliability of automatic evaluation metrics. In our case, the human evaluator observes the gold and predicted task descriptions, along with the corresponding trajectory, and assesses (1) whether the trajectory fulfills the predicted task, and (2) whether each of the predicted and gold task descriptions satisfies the other.

To verify the quality of our suggested metric, we sampled randomly 50 instances from Mind2Web dataset (see § 4.1) and generated task descriptions using two baseline models (see § 4.2) evaluated in our experiments. We measured the pairwise inter-annotator agreement between three of the authors yielding average Cohen’s Kappa of 0.79 for fulfillment judgement and 0.77 for satisfaction judgement. These agreement levels are in the higher range of the “Substantial agreement” level, thus we proceeded to manually evaluate each baseline model in our experiments § 5 by a single annotator.

3.3 Automatic Evaluation Metric

We propose utilizing a Large Multimodal Model (LMM) as an automatic evaluator for the satisfaction criteria. Recent advancements in LMMs, such as those demonstrated in (He et al., 2024) and (Pan et al., 2024), have shown promising results in employing GPT-4 (Achiam et al., 2023) to assess task completion by autonomous agents. Building on this, we leverage the latest GPT-4o model as the automatic evaluator to determine whether two task descriptions, are mutually satisfied in the context

of the trajectory. The specific prompt used is detailed in Appendix D. Our analysis indicates that the proposed automatic evaluation generally agrees with the human annotators, with an F1 score of 0.75, and can be a sufficient substitute for manual evaluation, enabling quick development cycles.

4 Datasets and Baseline Models

4.1 Evaluated Datasets

Given that our task is the inverse of UI automation task, leveraging the datasets created for UI automation is a natural choice. In these datasets, humans perform actions within a UI environment, based on a given task description.

For our experiments, we explore two UI environments: web and Android. We utilize the Mind2Web dataset (Deng et al., 2023) for the web environment, as it is the most widely used benchmark for autonomous web agents. The dataset was created by curating diverse tasks across popular websites, with annotators performing a series of actions to complete the goal. For Android, we used the Android in the Wild (AitW) (Rawles et al., 2023) dataset, notable for its diverse task descriptions spanning various domains. Further details in Appendix A.

4.2 Models

Given the multimodal nature of UI trajectories, our models must be adept at interpreting both text and images. We selected two state-of-the-art LMMs, Gemini 1.5 Pro (Reid et al., 2024) and GPT-4 (Achiam et al., 2023). These models are at the forefront of handling combined text and image inputs and offer a sufficiently large context window, which is necessary for our experiments.

Our experiments focused on in-context learning, employing both zero-shot and few-shot prompting. The model was guided through a Chain-of-Thought (Wei et al., 2022) process, to analyze the trajectory in a step-by-step manner (details in Appendix D).

Dataset		Non Match	Partial Match	Match (↑)
Mind2Web	H vs. G	0.07	0.13	0.80
	H ₁ vs. H ₂	0.09	0.10	0.81
AitW	H vs. G	0.12	0.32	0.56
	H ₁ vs. H ₂	0.05	0.20	0.75

Table 1: Manual evaluation of human generated task descriptions, at the different levels of match criteria (determined by the satisfaction relation) between annotators (H_i) and gold task descriptions (G), as well as among annotators. (H) represents average scores.

Dataset	Model	Manual Eval				Automatic Eval		
		Fulfillment	Non Match	Partial Match	Match (\uparrow)	Non Match	Partial Match	Match (\uparrow)
Mind2Web	GPT-4	0.86	0.14	0.42	0.44	0.18	0.40	0.42
	Gemini-1.5	0.87	0.20	0.22	0.58	0.18	0.28	0.54
AitW	GPT-4	0.65	0.50	0.20	0.30	0.62	0.19	0.19
	Gemini-1.5	0.89	0.19	0.31	0.50	0.36	0.29	0.35

Table 2: Manual and automatic evaluation scores of fulfillment relation and the different levels of match criteria (determined by the satisfaction relation), between model predictions and gold task descriptions.

In web, inspired by SeeAct (Zheng et al., 2024) we drew a red bounding box around the element that the user interacted with to guide the model’s attention, as well as to break ambiguity where textual action descriptions were not sufficient. Additionally, we truncated lengthy web page images based on the bounding box position to further focus the model’s attention (details in Appendix B). For Android, no special modifications were necessary, as actions were overlaid on the screenshots and the screenshots were limited to the visible area.

5 Experiments

5.1 Human Performance Evaluation

To assess task difficulty and establish a baseline for models, two NLP practitioners, unfamiliar with the datasets, independently composed 50 task descriptions from Mind2Web, and 50 from AitW. An annotator then evaluated¹ these descriptions as explained in § 3.2.

The results, summarized in Table 1, reveal more matches between the human annotators and the gold task descriptions in Mind2Web compared to AitW. Upon analysis of the AitW disagreements, we found that the gold descriptions were often more specific than those provided by human annotators. In some cases, the gold tasks were already fulfilled by the trajectory, resulting in no clear interactions that indicate the user goal. For example, if the task was “Turn WiFi on” and the WiFi was already on, the annotators inferred a more general task, such as “Show WiFi settings”. Further analysis of non-matching records across both datasets revealed that ambiguous task descriptions contributed to disagreements between raters. Detailed analysis and examples can be found in Appendix C.

¹During the evaluation it was observed that human-generated tasks were inherently fulfilled by the trajectory. Therefore, we do not report this score.

5.2 Model Performance Evaluation

Model evaluation included manual assessment of 100 predicted task descriptions and automated evaluation of 1,000 predictions per model and dataset (details provided in Appendix B).

The results, outlined in Table 2, reveal that Gemini outperforms GPT-4 on both datasets, achieving higher match scores but still falling short of human performance. In AitW, GPT-4 often generated too abstract goals such as “Explore the main page of a shopping app” resulting in higher non-match scores. In contrast, Gemini tended to be more specific and heavily influenced by the content on the screen. Both models, in certain instances, misidentified the actual user intent (e.g. “Watch top rated movie trailer” vs. “Watch The Dark Knight trailer”) and exhibit limitations in visual screen understanding, leading to missing details, incorporating irrelevant information and hallucinations of non-existent information. We provide a detailed error analysis and further discussion in Appendix C.

Experiments with few-shot prompting did not yield improved results. We hypothesize that the large context size, resulting from including multiple trajectories with several images each in the prompt, were too complex models to leverage.

6 Conclusion and Future Work

In this paper, we introduced a novel task for UI-related agents by identifying user goals from UI trajectories and proposed a reliable evaluation methodology. Our experiments on Android and web datasets reveal a significant gap between humans and state-of-the-art models, with a detailed analysis provided for this discrepancy.

Future work may include fine-tuning experiments and enhancing visual understanding for UI environments. We propose testing our task by evaluating how well it improves downstream tasks like agent personalization and completions. Additionally, expanding the scope to other GUIs like iOS

and Windows would broaden the applicability and impact of our findings.

Limitations

Our study is subject to several limitations due to the nature of the datasets used. First, both datasets primarily include English-language websites accessed in the U.S., thereby limiting the study to English-language interactions only. Second, in real-world scenarios, we believe that (1) user trajectories may be interleaved between multiple tasks as users adjust their objectives in real time or are interrupted by other tasks, (2) users might have more ambiguous goals that evolve during their interaction with the user interface and (3) users might be less proficient with computers or phones, leading to noisier trajectories that are more challenging to identify and interpret intent from. Moreover, in the Mind2Web dataset, all tasks were limited to interactions within the same website, not encompassing multi-website tasks. This constraint may not fully represent the complexity of real-world web usage.

Lastly, this study focuses solely on Android and web environments. These environments might exhibit different task distributions compared to other user interface environments such as iOS and Windows, potentially limiting our findings for Android and web environments.

Ethical Considerations

The development of autonomous agents, while holding great potential for innovation, raises important ethical considerations. Our research focuses on understanding user intent from recorded UI trajectories, and it is crucial to acknowledge the potential privacy implications of tracking user activity. Ensuring the security and protection of this sensitive data is of the utmost importance. Employing techniques like on-device processing, anonymization, or other privacy-preserving methods can help mitigate risks and ensure user data remains protected. It is essential for researchers and developers to proactively address these concerns to foster trust and responsible innovation in the field of autonomous agents.

Acknowledgements

We wish to thank Guy Rom, Xiang Deng, and Eliya Nachmani for their valuable feedback on our research. We also would like to express our gratitude

to Noam Etzion-Rosenberg and Nir Shemy for their work in data annotation.

References

- Josh Achiam, Steven Adler, Sandhini Agarwal, Lama Ahmad, Ilge Akkaya, Florencia Leoni Aleman, Diogo Almeida, Janko Altschmidt, Sam Altman, Shyamal Anadkat, et al. 2023. Gpt-4 technical report. *arXiv preprint arXiv:2303.08774*.
- Xiang Deng, Yu Gu, Boyuan Zheng, Shijie Chen, Samuel Stevens, Boshi Wang, Huan Sun, and Yu Su. 2023. Mind2web: Towards a generalist agent for the web. *arXiv preprint arXiv:2306.06070*.
- Vineet Gupta, Devesh Varshney, Harsh Jhamtani, Deepam Kedia, and Shweta Karwa. 2014. Identifying purchase intent from social posts. In *Proceedings of the International AAAI Conference on Web and Social Media*, volume 8, pages 180–186.
- Izzeddin Gur, Hiroki Furuta, Austin Huang, Mustafa Safdari, Yutaka Matsuo, Douglas Eck, and Aleksandra Faust. 2023. A real-world webagent with planning, long context understanding, and program synthesis. *arXiv preprint arXiv:2307.12856*.
- Hongliang He, Wenlin Yao, Kaixin Ma, Wenhao Yu, Yong Dai, Hongming Zhang, Zhenzhong Lan, and Dong Yu. 2024. Webvoyager: Building an end-to-end web agent with large multimodal models. *arXiv preprint arXiv:2401.13919*.
- Wenyi Hong, Weihang Wang, Qingsong Lv, Jiazheng Xu, Wenmeng Yu, Junhui Ji, Yan Wang, Zihan Wang, Yuxiao Dong, Ming Ding, et al. 2023. Cogagent: A visual language model for gui agents. *arXiv preprint arXiv:2312.08914*.
- Jian Hu, Gang Wang, Fred Lochovsky, Jian-tao Sun, and Zheng Chen. 2009. Understanding user’s query intent with wikipedia. In *Proceedings of the 18th international conference on World wide web*, pages 471–480.
- Wei Li, Fu-Lin Hsu, Will Bishop, Folawiyo Campbell-Ajala, Oriana Riva, and Max Lin. 2023. Uinav: A maker of ui automation agents. *arXiv preprint arXiv:2312.10170*.
- Yang Li, Jiacong He, Xin Zhou, Yuan Zhang, and Jason Baldridge. 2020. Mapping natural language instructions to mobile ui action sequences. *arXiv preprint arXiv:2005.03776*.
- Yuanchun Li, Hao Wen, Weijun Wang, Xiangyu Li, Yizhen Yuan, Guohong Liu, Jiacheng Liu, Wenxing Xu, Xiang Wang, Yi Sun, et al. 2024. Personal llm agents: Insights and survey about the capability, efficiency and security. *arXiv preprint arXiv:2401.05459*.

Jiayi Pan, Yichi Zhang, Nicholas Tomlin, Yifei Zhou, Sergey Levine, and Alane Suhr. 2024. Autonomous evaluation and refinement of digital agents. *arXiv preprint arXiv:2404.06474*.

Christopher Rawles, Alice Li, Daniel Rodriguez, Oriana Riva, and Timothy Lillicrap. 2023. Android in the wild: A large-scale dataset for android device control. *arXiv preprint arXiv:2307.10088*.

Machel Reid, Nikolay Savinov, Denis Teplyashin, Dmitry Lepikhin, Timothy Lillicrap, Jean-baptiste Alayrac, Radu Soricut, Angeliki Lazaridou, Orhan Firat, Julian Schrittwieser, et al. 2024. Gemini 1.5: Unlocking multimodal understanding across millions of tokens of context. *arXiv preprint arXiv:2403.05530*.

Jason Wei, Xuezhi Wang, Dale Schuurmans, Maarten Bosma, Fei Xia, Ed Chi, Quoc V Le, Denny Zhou, et al. 2022. Chain-of-thought prompting elicits reasoning in large language models. *Advances in neural information processing systems*, 35:24824–24837.

Hao Wen, Hongming Wang, Jiaxuan Liu, and Yuanchun Li. 2023. Droidbot-gpt: Gpt-powered ui automation for android. *arXiv preprint arXiv:2304.07061*.

Jianwei Yang, Hao Zhang, Feng Li, Xueyan Zou, Chunyuan Li, and Jianfeng Gao. 2023a. Set-of-mark prompting unleashes extraordinary visual grounding in gpt-4v. *arXiv preprint arXiv:2310.11441*.

Zhao Yang, Jiaxuan Liu, Yucheng Han, Xin Chen, Zebiao Huang, Bin Fu, and Gang Yu. 2023b. Appagent: Multimodal agents as smartphone users. *arXiv preprint arXiv:2312.13771*.

Boyuan Zheng, Boyu Gou, Jihyung Kil, Huan Sun, and Yu Su. 2024. Gpt-4v (ision) is a generalist web agent, if grounded. *arXiv preprint arXiv:2401.01614*.

Shuyan Zhou, Frank F Xu, Hao Zhu, Xuhui Zhou, Robert Lo, Abishek Sridhar, Xianyi Cheng, Yonatan Bisk, Daniel Fried, Uri Alon, et al. 2023. Webarena: A realistic web environment for building autonomous agents. *arXiv preprint arXiv:2307.13854*.

A Datasets Overview

Mind2Web We aim to give a brief overview of how Mind2Web was collected, and its format in more depth. The data collection process involved selecting numerous popular websites across five top-level domains. Annotators, guided by seed tasks from GPT, proposed diverse tasks for each website. They demonstrated and recorded how to complete these tasks, resulting in a trajectory of actions and screenshots. Each action is defined by a pair consisting of a Target Element and an Operation. The Target Element is an interactable element on the current web page, such as buttons, input fields, or drop down menus. The Operation refers to the specific action to be executed

on the Target Element, with Mind2Web supporting three primary operations: Click (including actions like clicking, hovering, and pressing Enter), Type (which involves entering text into input fields and requires an additional value for the text to be typed), and Select Option (which involves selecting an option from a drop down menu or similar element and also requires an additional value for the option to be selected). Notably, these actions were automatically produced during the time users were recorded completing the task, eliminating the need for additional manual labor. Figure 2 demonstrates a single instance of the data, where textual action descriptions are presented below the corresponding screenshot.

Android-In-The-Wild The Android in the Wild (AitW) dataset stands out due to its extensive variety of tasks, covering 4 domains: Google-Apps, Install, Web-Shopping, and General, as well as a single-step domain excluded from this paper’s analysis. The dataset consists of a substantial collection of high-level instructions, trajectories of varying lengths, and a notable variety of apps and websites. A key strength of the AitW dataset lies in the diversity of task instructions, which provided in-depth insights into the complexities of understanding user goals across different domains.

The high-level goal instructions were sourced from various sources, including humans (both crowd-sourced and the authors themselves), LLM-generated prompts, and technical documentation such as PixelHelp (Li et al., 2020). The creation process involved human annotators performing tasks on Android emulators, with their gestures being recorded.

The AitW dataset contains 700k+ episodes comprising 30k unique instructions. These episodes were recorded on mobile devices running four different versions of Android. Each episode contains natural language instructions and observation-action pairs. The observations are screenshots, while the actions are one of three types: tap, drag, or typing. Gesture actions are represented as taps and drags at specific $\langle x, y \rangle$ coordinates on the screen.

In our utilization of this data, we presented the models with a series of screenshots with the actions drawn on them, as shown in Figure 3.

"Find unique experiences in London of maximum one hour duration which are rated four stars and above"

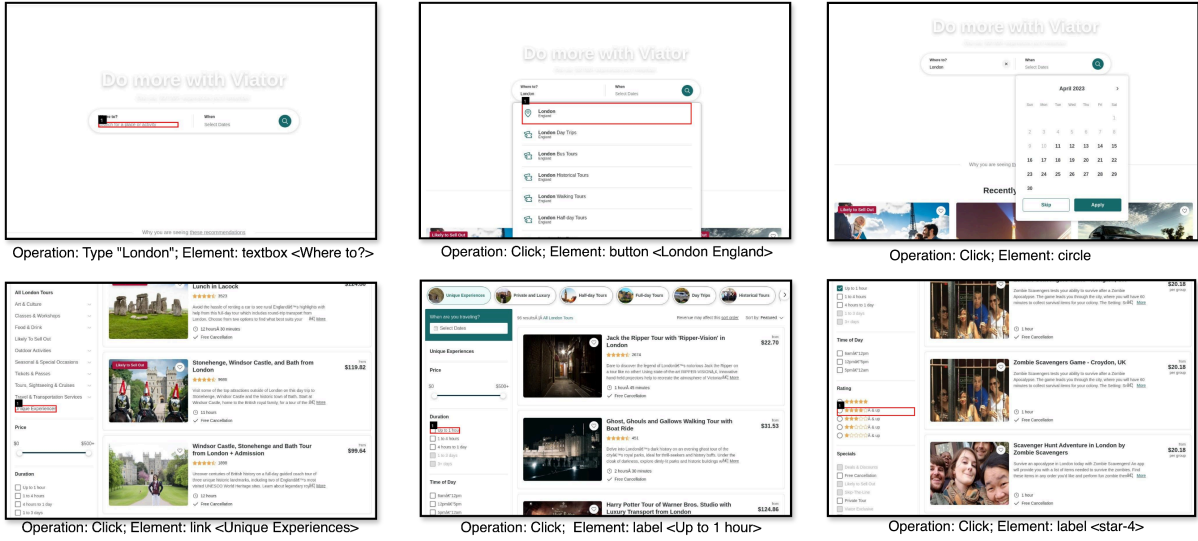


Figure 2: An instance from Mind2Web, representing a full trajectory accomplishing the task description above.

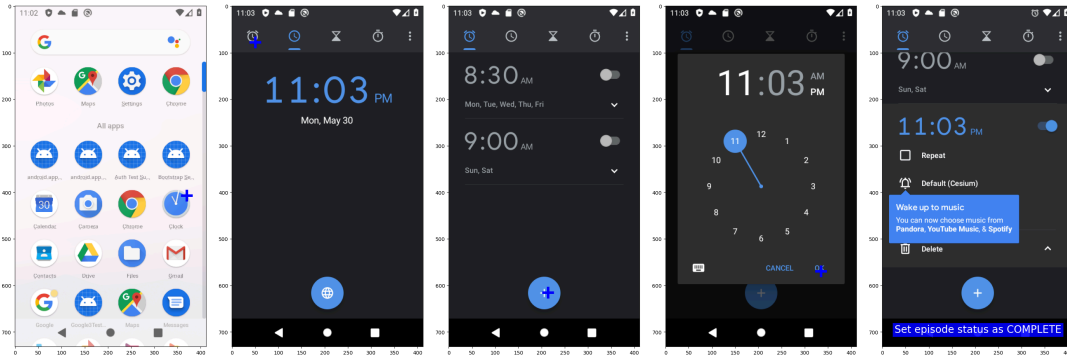


Figure 3: An instance from AitW, representing a full trajectory accomplishing the task "Set an alarm". The blue plus sign indicates the area on the screen where the tap occurred.

B Experiments

Models Configuration For task description prediction, we used the most recent version of Gemini, namely Gemini 1.5 Pro, updated in Vertex AI² as of May 2024, with a sampling temperature of 1.0, and GPT-4-Turbo³ (version gpt-4-turbo-2024-04-09) with a sampling temperature of 0.6. For automatic evaluation, we utilized the latest release from the GPT family, known as GPT-4o.

Data For manual evaluation, we sampled 100 random data points from the test sets of both AitW and Mind2Web. For automatic evaluation, we used the entire Mind2Web test set, consisting of 1013 examples, and randomly sampled 250 examples from each of the four domains in AitW, resulting in

²<https://cloud.google.com/vertex-ai>

³<https://platform.openai.com/docs/models/gpt-4-turbo-and-gpt-4>

a total of 1000 examples (as described in Appendix A).

Web We encountered a technical challenge with the Mind2Web data due to the nature of its image captures. Unlike standard viewport captures, which represent the visible area of a web page on a typical screen, the images in Mind2Web had a median height of 4200 pixels, significantly exceeding typical web page dimensions, with 20 percent of the images exceeding 7000 pixels in height. Initial tests showed that these oversized images introduced noise and negatively affected model performance.

To address this, we implemented a heuristic truncation method, reducing image height while ensuring the interaction element remained visible within the truncated image. This was achieved by utilizing the bounding box metadata provided by Mind2Web. Similar to the approach taken by

(Zheng et al., 2024) and introduced by (Yang et al., 2023a), we drew the red bounding box around the interaction element to guide the model’s attention. Additionally, adding the bounding box helped resolve ambiguities at times that the textual action description is not sufficient. For example, sometimes action descriptions are simply empty, and does not contain any description about the element itself. While in other cases, action descriptions exist, but the textual description matches multiple element descriptions and thus results in ambiguity that is only resolved by drawing the bounding box. For example, a button labeled "Add to Cart" is typically associated with each item in a web shopping list. Without the bounding box, it is impossible to determine which specific button was clicked.

Android In our efforts to replicate experiments from web, we encountered challenges due to differences in data format. Unlike the web, AitW does not provide textual information associated with clicked elements. Instead, it offers x,y coordinates representing the center of the tapped area. This distinction in data structure made it impractical to conduct experiments involving both actions written alongside screenshots.

To address these challenges, we utilized the dataset’s utilities to overlay actions on top of the screenshots, as well as bounding box annotations for post-process detected UI elements. However, we found that the added element annotation marks often confused the model added noise and critical information on the screen. As a result, we proceeded with experiments using a sequence of screenshots that had the actions (tap, drag, and type) drawn over them. AitW’s provided visualization tools to draw the actions, also included labels of special actions such as the back button, home button, and enter. As well as a special "status" action: either Task Complete or Task Impossible. However, we found that the label Task Complete often confused the models. Despite our efforts to make the models ignore it, we eventually abandoned this specific annotation as it is a technicality of data representation.

C Error Analysis

In this section, we aim to provide a more detailed error analysis with respect to model and humans.

Web In our error analysis of 30 mismatched task descriptions, distinct patterns emerged between

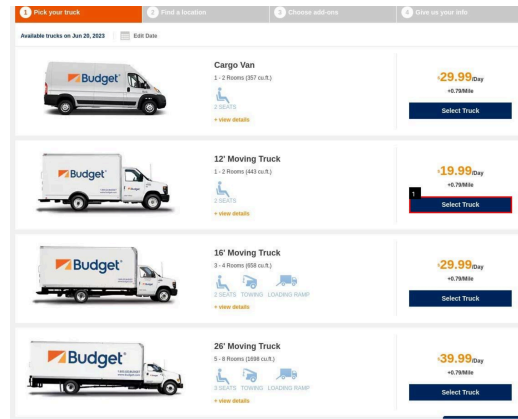


Figure 4: An illustration in which the user chose a specific car primarily for its 12-inch feature, but since it was also the cheapest, annotators incorrectly assumed cost was the deciding factor.

GPT and Gemini models. GPT frequently wrote tasks as navigational procedures, with 12% of generated tasks starting with “Navigate” (out of the 1,000 predicted tasks). Additionally, over 20% of the manually inspected errors involved misinterpreting the task’s intent, often producing broad descriptions lacking crucial details. Conversely, Gemini’s errors were typically more fine-grained, often capturing the task’s essence but struggling with specific details like dates, numbers, or locations.

Both models also occasionally produced task descriptions that felt artificial, incorporating information a user would be unlikely to know beforehand due to the models’ access to the full user trajectory. For example, a task like “Read recent news about Apple stock” might be predicted as “Read the article ‘X’ about Apple stock” if the model observed the user clicking on a specific article ‘X’.

With respect to human annotators, we found that most disagreements between human-generated task descriptions and gold task descriptions resulted from humans making more generalized tasks. This happened because they choose the most natural or probable constraints if no action provides evidence for a less likely constraint. Sometimes, they don’t write the constraint or any other one if nothing seems probable. Figure 4 demonstrates such a case, the truck picked by the user is the only 12-inch wheel truck but also the cheapest truck among the listed options, as no prior action gave evident to the 12-inch constraint, both human generated task labeled it as “Book the cheapest truck...” while the gold task description was “Book a 12-inch wheel

truck...”. Additionally, with respect to task ambiguity, each trajectory in this experiment resulted in three task descriptions, two from the human annotators and one from the gold reference. We calculated the number of trajectories where all task descriptions matched each other and those where they did not. We found that 72% of trajectories had a match among all tasks, 24% had a match between two tasks, and the rest had no matching tasks. Although not exhaustive, this highlights that most trajectories in Mind2Web are probably non-ambiguous.

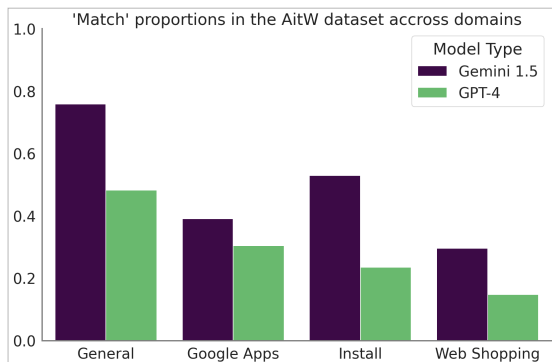


Figure 5: Comparison of "Match" proportions between Gemini 1.5 Pro and GPT-4-Turbo models across different AitW domains

Android Comparing GPT and Gemini’s performance on the Android dataset revealed notable variations across different domains. Gemini consistently surpassed GPT in all domains, primarily due to GPT’s tendency to offer abstract goals and frequent random hallucinations. Gemini’s errors varied based on the specific domain.

Both models were proficient in the “General” domain, but faced challenges in “Web Shopping” and “Google Apps”. This disparity is due to the nature of the “General” dataset, which contains search queries that explicitly reveal the user’s intent.

“Google Apps” tasks overlap with PixelHelp, primarily involving settings configuration. Some tasks are ambiguous, such as a button toggle, but the trajectory displays only one option. Additionally, specific tasks request actions that have already been completed, e.g Turn On location history, but the trajectory only shows viewing the Location History setting page, leading to confusion for models. Additionally, the models faced difficulty comprehending the correct order of the sequence of actions that occurred, frequently mistaking the final state (on or off).

On the “Web Shopping” domain, Gemini provided excessive details about specific products (“Add Razer Kraken X for Console Gaming Headset for PC/PS4/PS5/Xbox/Switch - Black/Blue to cart on Best Buy Canada”). GPT often missed the main purpose of the task and suggested abstract tasks such as: “log into an account” or “Decline the offer to protect a purchase with an insurance plan on a shopping website”.

The “Install” domain often presents ambiguous tasks in the format “open (install if not installed)” which confuses both models. Furthermore, in some cases the apps were already pre-installed which made it impossible to predict (model predicts “open”), providing only partial satisfaction in one direction.

These results indicate that further refinement and training may be needed to improve the models’ performance in specific domains.

For human generated tasks, “General” dataset presented minimal challenges for human annotators. This was attributed to their ability to effortlessly comprehend the user’s intended intent based solely on the visible search query. However, analogous to the model challenges encountered, ambiguous tasks within the “Install” dataset proved challenging for humans as well. Conversely, unlike models, humans exhibited impeccable performance in comprehending the final state of the desired setting configuration within the Google Apps domain, if the original goal was specific and not ambiguous. Shopping tasks, on the other hand, posed a distinct challenge for humans. They struggled to grasp the rationale behind selecting an item when the original task was to choose the cheapest or the first result. These findings underscore the multifaceted nature of goal task prediction and emphasize the significance of addressing specific domains.

D Instructions and Prompts

You will be given an observed UI trajectory (a series of actions within a website or app), along with two task descriptions, labeled A and B. Your goal is to provide four annotations for each pair of task descriptions based on the observed trajectory:

1. Is A fulfilled by the trajectory ? (Yes / No)
2. Is B fulfilled by the trajectory ? (Yes / No)
3. Does A satisfy B ? (Yes / No)
4. Does B satisfy A ? (Yes / No)

Definitions:

- Task fulfillment by Trajectory - Task A fulfilled by a trajectory if the trajectory successfully completes the requested action, or if the trajectory provides the information sought by the user.
- Satisfies relation between two tasks - Task A *satisfies* Task B if and only if every reasonable trajectory that fulfills A would also fulfill B. This means completing A necessarily leads to completing B.

Key Assumptions:

- Proficient User - Assume the user is proficient with UIs and familiar with the general structure and functionality of the website/app.
- Fixed UI, Dynamic Content - The website's / app layout, information display, input fields, default values, and terminology are fixed. However, the specific content (e.g., available products, search results) can change.
- Terminology - Terms used within the website/app are considered synonymous. For example, if a clothing site lists both size and garment length in centimeters, these are considered interchangeable.

Instructions:

- Ignore Semantic Equivalents - Disregard differences in wording when A and B are semantically equivalent, including variations in site terminology as mentioned above.
- Ignore Navigation Details - Disregard navigation instructions in the task descriptions like "open the settings menu to increase the screen brightness by 10%". Also, ignore mentions of the specific website or app name.
- Relative Dates/Times are OK - Dates and times can be relative (e.g., "in 2 hours") if the current date/time can be inferred from the trajectory. For instance, most sites used for scheduling meetings in a calendar display the current date.
- Partial Actions - Note when one task description asks for a partial action compared to the other (e.g., one asks to buy a ticket, the other only to find information).
- Specific vs. General Instructions - Pay attention to cases where one description is very specific (e.g., "Reserve a Chevrolet Colorado truck") and the other is more general (e.g., "Reserve a truck"). Similarly, an instruction to "search for French chansons and play the first one" might be interpreted as an instruction to play a specific song.

Generally, neither description satisfies the other in these cases. We assume the site is fixed but the content may change, and the user doesn't necessarily know which truck is available or what the first song would be. Therefore, the specific instruction doesn't usually satisfy the general instruction (and vice-versa, of course), as giving those instructions at a different time might yield a different result. However, use your best judgment if it's reasonable to assume the user knows the specific context of the site, and the difference might be just a rephrasing. For example, a user asking to "find out when is the next NBA game" might mean the same as "find out when is the Celtics-Heats match", as they know what is the next game. There is a level of subjectivity here in determining what is reasonable to assume the user knows, and we expect you to use your best judgment in these cases.

Figure 6: Instructions for human-annotators to conclude if a task is fulfilled by a trajectory, and if two task descriptions satisfying each other. These instructions were the core prompt of the automatic evaluator.

You will be given a trajectory of UI actions performed by a user, and your task is as follows:

1. Most likely goal - Write the most likely goal that led the user to perform this trajectory.
2. Notes - We ask you to also write notes, with respect to challenges you faced during the writing, decisions you made, assumptions you take etc...

General Guidelines:

- Standalone goals - Write standalone goals. Do not write goals that are contextualized by the website or depend on memory or other personalizations (location etc...). Assume no prior knowledge of the website's content. Keep in mind that the user's were not familiar with the content but were familiar with the purpose of the app / website and its functionality.
- Non-time relative goals - For web write goals that are not relative to time and ensure you write full dates when possible. For example, write 'Reserve restaurant for 1.6.2024' (Or any other date format you like) instead of 'Reserve restaurant for next week'. For Android you can use relative time ranges if you find it reasonable.
- Imperative goals - Write imperative goals that give commands or requests, not goals that ask questions or make inquiries.
- Default values - Use your common sense to judge if a default value should be present in the goal description or not. Generally, here are few additional points that should provoke your thoughts when considering a default value:
 - Think about the inverse task, i.e you have a goal in mind and only then you perform the task on the web. Which default values are reasonable that you would have in mind ? For example, dates when booking something / searching for flight tickets etc.
 - Consider default values that are transferable across similar websites. For example, if you book a flight on UNITED and they have a default setting related to membership, this might not be applicable to DELTA airlines.
 - Assess the importance of the default value in completing the task without additional assistance. For instance, many registration forms have a pre-checked checkbox to send notifications, which is not essential to the task, so less likely that the original goal included this default.
- Starting Point - For Android assume all trajectories start at the homescreen, for web, it is in the particular website.
- Avoid mentioning explicit apps unless you find it necessary - 'Check calendar' and not 'Check Google calendar'.
- History - In Android, many trajectories have pre-existed history (from previous sessions) . Be aware of it, and judge when you need to incorporate this in the goal and when not.

Figure 7: Goal identification annotation task instruction to measure human performance.

Input Structure:
 You will receive a series of screenshots and actions representing a user's interactions on a website / application. Each item contains an action performed by the user and a screenshot depicting the state of the website before action execution. Below is a more detailed description of the action format structure and screenshot.

Mind2Web Section
 Actions are formatted to clearly identify the type of user interaction with web page elements. The format specifies the element type, a detailed description, and the interaction performed. This setup allows for precise specification of interactions, particularly noting that TYPE and SELECT actions require additional text values:

General Format: [element type] element description (usually the text of the element) -> Operation (TYPE / CLICK / SELECT): action-specific details (For TYPE / SELECT only).

1. TYPE: Inputting text, requires specifying what text is typed (e.g., [combobox] Departure station, London selected. -> TYPE: Edinburgh).
2. CLICK: Activating or selecting an element, no additional text required (e.g., [span] Edinburgh (Waverley) -> CLICK).
3. SELECT: Choosing from a dropdown or list, requires specifying the selected option (e.g., [listbox] Hour -> SELECT: 17).

Each screenshot shows the website state just before the corresponding action occurs. These screenshots often include a RED bounding box highlighting the element of interaction. The screenshot serves as a visual context, showing details not captured by the action description..

AitW Section
 User actions are indicated by blue symbols within the screenshot, marked by a plus sign (+) for tapping and an arrow for scrolling.

Your Task:
 Analyze the input sequence to deduce the user's underlying objective that prompted these actions. Utilize the screenshots to gain insights into the user's intentions, focusing on elements highlighted or implicated by the actions.

General Guidelines:

1. Imperative Format: Sentences must be structured in the imperative form, directly issuing commands without stating the subject performing the action.
2. Action-Oriented: Begin the sentence with the verb that denotes the action to be taken, ensuring that it directly addresses the desired outcome.
3. Specificity and Detailed: Include all pertinent details necessary to complete the action without overloading the sentence with unnecessary information.
4. Clarity and Conciseness: Aim for straightforwardness and brevity, avoiding any ambiguity. The instruction should be easily understandable at a glance, making it actionable without requiring further clarification.
5. Ignore advertisements, pop-ups, and default dialogs (e.g., "Accept cookies," "Take me to Gmail").
6. Do not specify the app/website or platform.

Output Format:
 "step-by-step description": "Provide a numbered list where each entry corresponds directly to a specific screenshot, detailing the user's actions and the visual context provided by the screenshots."
 "concise task": "Summarize the user's overall goal that motivated the sequence of actions based on the step by step description."

Figure 8: Instruction used to guide GPT and Gemini when predicting a task description given a UI trajectory. We swap AitW section and Mind2Web according to the input.

You're given two sentences, A and B, representing user goals on a website or app, and a trajectory for Task A.

Your Task: Determine if A satisfies B.

Definitions:

- **Fulfillment:** A trajectory fulfills a task if it presents information satisfying the user's query (even with extra info). For transactional tasks, it must complete the requested operation.
- **Satisfaction** A satisfies B if EVERY trajectory fulfilling A also fulfills B. This means completing A logically leads to completing B.

Analysis Steps:

1. **Extract Requirements:** List requirements and constraints of A and B in a table, noting if A satisfies each B requirement. Include action verbs (e.g., "find," "book"). If any answer is no, A doesn't satisfy B.
2. **Rigorous Comparison:** Is each requirement in B met by A? If A has stricter requirements, it satisfies B. If A is looser, go to step 3.
3. **Counter-Example (Optional):** Find a case where requirement A is met while requirement B is not, considering dynamic content changes like prices and availability. Ignore static content like structure and checkboxes.
4. **Chain of Thought:** Clearly explain your reasoning, referencing the requirements. Explain how each requirement in B is logically fulfilled by B or how a counterexample shows it doesn't.
5. **Decision:** Write your answer as: [SATISFACTION] YES/NO [/SATISFACTION]

Key Considerations:

- **User Goals:** Focus on the user's underlying goals, not just literal words.
- **Default Values:** If a requirement is met by a default value that is present in the website/app interface, it can be omitted from the constraint list.
- Prioritize logical reasoning over assumptions.
- **Dynamic vs. Static Content:** Consider if content changes often (e.g., top movies) or stays the same (e.g., filtering by user's rating). If A needs dynamic content and B static, A doesn't satisfy B.
- **Direction:** Only answer if A satisfies B (A → B), not the reverse.
- **Relative vs. Specific Times:** When comparing relative times, such as "tomorrow," and specific times, such as "April 15th," it is acceptable to disregard the relative times or assume that they are acceptable.
- **Time Ranges and Dates Matter:** Time ranges (e.g., "tomorrow" vs. "the week of April 15th") are considered distinct. Explicit different dates are considered distinct.
- **Default Values:** If A misses default values, but the trajectory has them, consider A satisfying B with respect to this requirement.
- Use the Trajectory: If A and B are unclear, the trajectory may show they refer to the same action or process.
- **General vs. Specific:** A specific task A can satisfy a more general task B if completing A fulfills B's requirements. If A is specific and B is general, A might satisfy B, but it depends on whether all conditions in B are fulfilled by A.
- If A is general and B is specific, A does not satisfy B.
- In the context of this task, we will treat the terms "buy," "add to cart," and "check out" as interchangeable.

Determine whether A satisfies B with the given trajectory. Input:

Figure 9: Model instructions for evaluating Satisfaction relation between two task descriptions (A and B), given a corresponding trajectory. Includes web/mobile data format instructions and few-shot examples for experimentation (detailed on the next page).

Example 1: Stricter A Satisfies Looser B

- **A:** Purchase a one-way ticket from NYC to LAX on Delta Airlines.
- **B:** Book a flight from New York to Los Angeles.

Analysis: **A:** Purchase flight, one-way, NYC to LAX, Delta Airlines. **B:** Book flight, New York to Los Angeles. A's requirements are a subset of B's. Purchasing a one-way flight from NYC to LAX operated by Delta Airlines, will fulfill B requirements: Booking flight, NY to LA. [SATISFACTION] YES [/SATISFACTION]

Example 2: Default Values & Satisfaction

- **A:** Order a pepperoni pizza
- **B:** Order a **large** pepperoni pizza
- **Trajectory:** Website defaults are set to large size when ordering a pizza.

Analysis: **A:** Order, Pizza, pepperoni. **B:** Order, Pizza, Pepperoni, Large Size. B has stricter restrictions for a Large pizza size, but the trajectory shows the default pizza size is Large. A satisfies B because the default size fulfills the requirement. Any reasonable trajectory executing A, ordering a pizza (not requiring setting a specific pizza size) will satisfy B. [SATISFACTION] YES [/SATISFACTION]

Example 3: Dynamic Content & Non-Satisfaction

- **A:** Buy the **cheapest** flight to London.
- **B:** Book a flight to London for **under \$500**.
- **Trajectory:** Shows the cheapest flight is currently \$450.

Analysis: **A:** Buy, flight, **cheapest**, destination: London. **B:** Book, flight, **under \$500**, destination: London. Executing A doesn't guarantee satisfying B, as prices can change. Counter-example: The price could rise above \$500, fulfilling A but not B. [SATISFACTION] NO [/SATISFACTION]

Example 4: Website Structure and Satisfaction

- **A:** Find a **5-star** hotel in Rome.
- **B:** Find a **highly-rated** hotel in Rome.
- **Trajectory:** Shows a filter for star ratings, with 5-stars being the highest option.

Analysis: **A:** Find, **5-star**, a hotel, Rome. **B:** Find, **highly-rated**, a hotel, Rome. Since the website structure doesn't allow for higher ratings than 5, A satisfies B. [SATISFACTION] YES [/SATISFACTION]

Example 5: Looser A Fails to Satisfy Specific B (Counter-Example)

- **A:** Book a room in a hotel **with a pool** in Paris.
- **B:** Reserve a room at the **Hotel Ritz** in Paris.
- **Trajectory:** User is booking, Ritz hotel in Paris. Trajectory shows Ritz hotel has a pool.

Analysis: **A:** book, room, **any hotel, has a pool**, Paris. **B:** Reserve, room, **Hotel Ritz**, Paris. A's requirement for a hotel with a pool is looser than B's requirement for Hotel Ritz. Counter-example: The user could choose a different hotel in Paris that has a pool, still fulfilling A but it won't fulfill B. [SATISFACTION] NO [/SATISFACTION]

Example 6: Stricter verb in A Satisfies Looser verb in B

- **A:** **Sign-up** for a Fastbreak program.
- **B:** **Find** information about the Fastbreak program.

Analysis: **A:** **Sign-up**, Fastbreak program. **B:** **Find** information, Fastbreak program. A's requirements inherently include B's. Signing-up for something necessitates finding information beforehand about this thing. [SATISFACTION] YES [/SATISFACTION]

Example 7: Looser verb in A Fails to Satisfy a Specific verb in B (Counter-Example)

- **A:** **Find** information about the Fastbreak program
- **B:** **Sign-up** for a Fastbreak program.

Analysis: **A:** Find information, Fastbreak program. **B:** Sign-up, Fastbreak program. A is less strict than B. A counterexample is simply finding the necessary information without enrolling in the program. [SATISFACTION] NO [/SATISFACTION]

Figure 10: Few-Shot exemplars demonstrating the Satisfaction Relation Prompt (Figure 9). These simplified examples highlight the nuances of task satisfaction in real-world scenarios.