

# On integral priors for multiple comparison in Bayesian model selection

Diego Salmerón\*, Juan Antonio Cano\*\*  
and Christian P. Robert<sup>†‡</sup>

\*Universidad de Murcia, Spain, <sup>†</sup>Université Paris-Dauphine, France

<sup>‡</sup>University of Warwick, United Kingdom

September 20, 2024

## Abstract

Noninformative priors constructed for estimation purposes are usually not appropriate for model selection and testing. The methodology of integral priors was developed to get prior distributions for Bayesian model selection when comparing two models, modifying initial improper reference priors. We propose a generalization of this methodology to more than two models. Our approach adds an artificial copy of each model under comparison by compactifying the parametric space and creating an ergodic Markov chain across all models that returns the integral priors as marginals of the stationary distribution. Besides the guarantee of their existence and the lack of paradoxes attached to estimation reference priors, an additional advantage of this methodology is that the simulation of this Markov chain is straightforward as it only requires simulations of imaginary training samples for all models and from the corresponding posterior distributions. This renders its implementation automatic and generic, both in the nested case and in the nonnested case.

---

\*\* Juan Antonio Cano (1956-2018) was Professor in the Department of Statistics and Operations Research at the University of Murcia. Dr. Cano was a dear mentor and friend who contributed substantially to the theory of integral priors and was instrumental to the developments of this article.

**Keywords:** Integral priors, Bayesian model selection, Objective Bayes factor, Markov chains.

## 1 Introduction

There exists an extensive literature on the choice and variety of noninformative prior distributions for estimation. The most famous of these prior distributions are the Jeffreys prior (Jeffreys (1961)), and the reference priors (Bernardo (1979), Berger and Bernardo (1992)). These default or reference methods usually yield an improper prior distribution, which is determined up to a positive multiplicative constant. Very often this is not a serious issue for estimation because the constant cancels in the posterior distribution. However, in model selection problems where we have two models under consideration,  $M_i : \{f_i(x | \theta_i), \theta_i \in \Theta_i\}$ ,  $i = 1, 2$ , and improper priors  $\pi_i^N(\theta_i) = c_i h_i(\theta_i)$ ,  $i = 1, 2$ , the Bayes factor

$$B_{21}^N(x) = \frac{c_2 \int f_2(x | \theta_2) h_2(\theta_2) d\theta_2}{c_1 \int f_1(x | \theta_1) h_1(\theta_1) d\theta_1},$$

depends on the arbitrary ratio  $c_2/c_1$ . An attempt towards solving this issue consists of using intrinsic priors (Berger and Pericchi (1996)) that use part of the data to turn the prior into a proper posterior. Intrinsic priors are the solution  $\{\pi_1^I(\theta_1), \pi_2^I(\theta_2)\}$  of a system of two functional equations. Under certain conditions, and assuming that  $M_1$  is nested in  $M_2$ , the system of functional equations reduces to a single equation with two functional unknowns, in such a way that once an arbitrary choice is made for  $\pi_1^I(\theta_1)$ , the dual prior  $\pi_2^I(\theta_2)$  is automatically determined. The solution  $\{\pi_1^I(\theta_1), \pi_2^I(\theta_2)\}$  proposed by Moreno et al. (1998) consists of choosing  $\pi_1^I(\theta_1) = \pi_1^N(\theta_1)$  and hence

$$\pi_2^I(\theta_2) = \pi_2^N(\theta_2) \mathbb{E}_{f_2(z|\theta_2)}(B_{12}^N(Z)) = \int \pi_2^N(\theta_2 | z) m_1^N(z) dz,$$

where  $z$  denotes an imaginary training sample,  $B_{12}^N(z) = m_1^N(z)/m_2^N(z)$ , and  $m_i^N(z) = \int f_i(z | \theta_i) \pi_i^N(\theta_i) d\theta_i$ ,  $i = 1, 2$ . See Pérez and Berger (2002) for more details. However, intrinsic Bayes factors are often not suitable in the non-nested case, see Berger and Mortera (1999) and Moreno (2005). Another proposal consists of using fractional priors, which are again defined as the solution to a system of functional equations (see Moreno (1997)). However, this methodology has received less attention and also faces difficulties (Robert, 2001).

Pérez and Berger (2002) have proposed a novel approach under the name of expected posterior priors distributions. This method can be applied in

the general scenario where we have  $q \geq 2$  models under consideration. The expected posterior priors are defined as

$$\pi_i^*(\theta_i) = \int \pi_i^N(\theta_i | z) m^*(z) dz, \quad i = 1, \dots, q,$$

where  $m^*(z)$  is an arbitrary predictive density, which can be improper, for the imaginary training sample  $z$ . When  $M_1$ , say, is nested in the other models, Pérez and Berger (2002) propose  $m^*(z) = m_1^N(z)$ , and therefore this method applied to two nested-encompassing models produces the intrinsic priors introduced by Moreno et al. (1998).

Other approaches have been proposed for prior construction towards Bayesian model selection, among which Bayarri and García-Donato (2008), Bayarri et al. (2012), and Fouskakis et al. (2015). A review of reference priors for model selection can be found in Consonni et al. (2018).

## 1.1 Integral priors

Integral priors have been introduced in Cano et al. (2008) for model selection when two models,  $M_i : \{f_i(x | \theta_i), \theta_i \in \Theta_i\}$ ,  $i = 1, 2$ , are under consideration. These prior distributions,  $\pi_1(\theta_1)$  and  $\pi_2(\theta_2)$ , are defined as the solution of a system of integral equations, and can be considered as a generalization of the expected posterior priors introduced in Pérez and Berger (2002). Concretely, integral priors  $\{\pi_1(\theta_1), \pi_2(\theta_2)\}$  satisfy the integral equations

$$\begin{aligned} \pi_1(\theta_1) &= \int \pi_1^N(\theta_1 | z_1) m_2(z_1) dz_1, \\ \pi_2(\theta_2) &= \int \pi_2^N(\theta_2 | z_2) m_1(z_2) dz_2, \end{aligned}$$

where  $\pi_i^N(\theta_i)$  is a prior distribution for estimation (typically a noninformative prior),  $\pi_i^N(\theta_i | z) \propto f_i(z | \theta_i) \pi_i^N(\theta_i)$ ,  $m_i(z) = \int f_i(z | \theta_i) \pi_i(\theta_i) d\theta_i$ ,  $i = 1, 2$ , and  $z_1$  and  $z_2$  are (minimal) imaginary training samples for  $\theta_1$  and  $\theta_2$ , respectively. When  $\theta_i$  or  $z_i$  are discrete, the corresponding integrals are replaced by sums with no loss of generality. These integral equations balance each model with respect to the other one since the prior  $\pi_i(\theta_i)$  is derived from the marginal  $m_j(z_i)$ , and therefore from  $\pi_j(\theta_j)$ ,  $j \neq i$ , as an unknown generalized expected posterior prior.

Integral priors can be used to compare both nested and non-nested models without the need to make this distinction, and the application of this methodology does not need to specify a predictive distribution as with the expected posterior priors approach.

Cano et al. (2008) showed that  $\pi_1(\theta_1)$  and  $\pi_2(\theta_2)$  are integral priors if and only if  $\pi_1(\theta_1)$  and  $\pi_2(\theta_2)$  are the invariant  $\sigma$ -finite measures of two Markov chains,  $(\theta_1^t)$  and  $(\theta_2^t)$ , respectively. For instance, the transition  $\theta'_1 \rightarrow \theta_1$  of the Markov chain  $(\theta_1^t)$  is made of the following steps:

1. Generate a training sample  $z_2 \sim f_1(z_2 \mid \theta'_1)$
2. Generate  $\theta_2 \sim \pi_2^N(\theta_2 \mid z_2)$
3. Generate a training sample  $z_1 \sim f_2(z_1 \mid \theta_2)$
4. Generate  $\theta_1 \sim \pi_1^N(\theta_1 \mid z_1)$ .

Therefore, the study of integral priors can be performed considering the stochastic stability of these Markov chains, as in Cano et al. (2007a), Cano et al. (2007b), Cano and Salmerón (2013), Salmerón et al. (2015), Cano and Salmerón (2016), and Cano et al. (2018).

In some situations the Markov chains for integral priors are recurrent Markov chains, even positive Harris recurrent, in which case the integral priors are proper prior distributions. This implies that the Bayes factor  $B_{21}(x)$  is defined without ambiguity (Robert, 2001) and can be estimated by the Monte Carlo estimator

$$\hat{B}_{21}(x) = \frac{\sum_{t=1}^T f_2(x \mid \theta_2^t)}{\sum_{t=1}^T f_1(x \mid \theta_1^t)}$$

associated with the above Markov chains.

In the general case Cano and Salmerón (2013) have proposed to consider constrained imaginary training samples  $z$  when the simulation of the chains is performed, which guarantees the existence and the uniqueness of invariant probability measures. This approach has been implemented successfully in several situations, see Cano and Salmerón (2013), and Cano et al. (2018). However, the simulation of constrained imaginary training samples can involve high computing time, specially when the accept-reject method is implemented. In this article we therefore propose a new approach.

The plan of this paper is as follows. In Section 2 we generalize the definition of integral priors for more than two models. In Section 3 we propose to add copies of the models under consideration but with compact parametric spaces, and we show that integral priors are proper priors. Section 4 is dedicated to show how the methodology applies to the problem of testing if the mean of a normal population is negative, zero, or positive. This multiple non-nested hypothesis testing problem has previously been

studied in Berger and Mortera (1999) assuming known variance when using both intrinsic and fractional Bayes factor. However, as pointed out by Berger and Mortera (1999), these approaches do not correspond to genuine Bayes factors attached to specific prior distributions. In Section 5 we apply our methodology to the one way ANOVA model. In section 6 we show how the simulation from the integral posterior can be performed. Finally, in Section 7 we present some relevant conclusions and outline incoming research.

## 2 The Markov chains associated with integral priors

When considering only two models, the integral priors are the invariant  $\sigma$ -finite measures of two Markov chains,  $(\theta_1^t)$  and  $(\theta_2^t)$ . In this section we extend the definition of the integral priors when comparing more than two models, through a generalization of the above Markov chains.

As a starter, it proves convenient to represent the simulation of the dual chains  $(\theta_1^t)$  and  $(\theta_2^t)$  as shown in Figure 1, where each single step  $\theta_i \rightarrow \theta_j$ ,  $i \neq j$ , is carried out simulating  $z_j$  (an imaginary training sample for  $\theta_j$  given  $\theta_i$ ), and then simulating  $\theta_j \sim \pi_j^N(\theta_j | z_j)$ , that is, simulating from the transition

$$\pi_{ij}(\theta_i, \theta_j) = \int f_i(z_j | \theta_i) \pi_j^N(\theta_j | z_j) dz_j. \quad (1)$$

More specifically, given an initial point  $\theta_1^1 \in \Theta_1$ , we carry out the transitions  $\theta_1^1 \rightarrow \theta_2^1 \rightarrow \theta_1^2 \rightarrow \theta_2^2 \dots$  obtaining two marginal Markov chains,  $(\theta_1^t)$  and  $(\theta_2^t)$ . When starting with an initial point  $\theta_2^1 \in \Theta_2$ , the process maintains the same

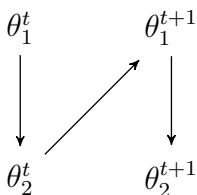


Figure 1: Transition of the Markov chains for two models under comparison.

*stochastic behavior.*

However, with more than two models under comparison, there exist several possibilities for combining simulations from  $\pi_{ij}(\theta_i, \theta_j)$  in a sequence of simulation steps, towards obtaining Markov chains on each parametric space. For instance, consider the following three models involving the exponential

distribution. Under model  $M_i$  the data  $x = (x_1, \dots, x_n)$  are drawn from the exponential distribution

$$M_i : f_i(x_j | \theta_i) = \theta_i^{-1} \exp(-x_j/\theta_i), \quad j = 1, \dots, n, \quad \theta_i \in \Theta_i, \quad i = 1, 2, 3, \quad (2)$$

the difference being that  $\Theta_1 = (0, 1)$ ,  $\Theta_2 = (1, +\infty)$ , and  $\Theta_3 = (0, +\infty)$ , and  $\pi_i^N(\theta_i) \propto \theta_i^{-1}$ ,  $i = 1, 2, 3$ . Figure 2 shows two possibilities to combine single steps. Each possibility produces a Markov chain on  $\Theta_i$ ,  $i = 1, 2, 3$ .

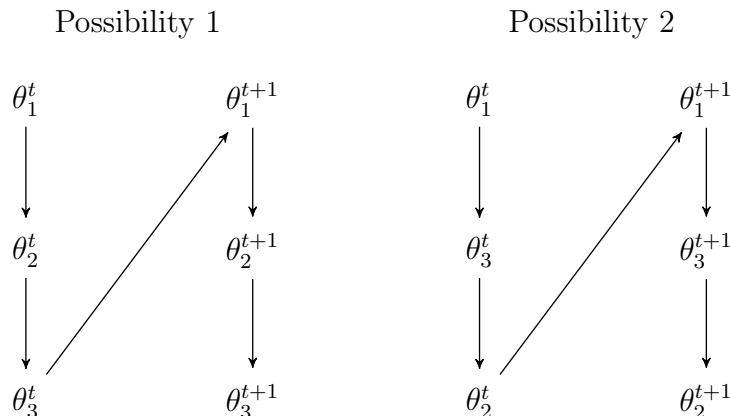


Figure 2: Two possibilities to combine single steps when comparing three models.

For  $i = 1, 2, 3$ , we have simulated both the Markov chain  $(\theta_{i,1}^t)$  corresponding to the first possibility (left), and the Markov chain  $(\theta_{i,2}^t)$  corresponding to the second possibility (right). If  $(\theta_{3,1}^t)$  and  $(\theta_{3,2}^t)$  had the same stationary distribution, then the kernel density estimates from the simulations  $(\log \theta_{3,1}^t)$  and  $(\log \theta_{3,2}^t)$  should be quite similar, but Figure 3 demonstrates a clear difference between both. Hence the specific way in which the single steps are combined can produce different answers, with the consequent problem of defining integral priors for more than two models in a consistent manner. A straightforward proposal that makes this issue vanish is to randomly choose the ordering in which the steps are performed: if we have carried out the steps  $\theta_{i_1}^t \rightarrow \theta_{i_2}^t \rightarrow \theta_{i_3}^t$  for a given sequence  $(i_1, i_2, i_3)$ , then we select at random a sequence  $(j_1, j_2, j_3)$  with the condition that  $j_1 \neq i_3$ , and then we perform the steps  $\theta_{i_3}^t \rightarrow \theta_{j_1}^{t+1} \rightarrow \theta_{j_2}^{t+1} \rightarrow \theta_{j_3}^{t+1}$ , as shown in Figure (4). This produces three Markov chains,  $(\theta_1^t)$ ,  $(\theta_2^t)$  and  $(\theta_3^t)$ , and leads us to the following definition.

**Definition.** *The integral priors  $\pi_1(\theta_1)$ ,  $\pi_2(\theta_2)$  and  $\pi_3(\theta_3)$ , are the  $\sigma$ -finite invariant measures for the Markov chains  $(\theta_1^t)$ ,  $(\theta_2^t)$  and  $(\theta_3^t)$  defined above, respectively.*

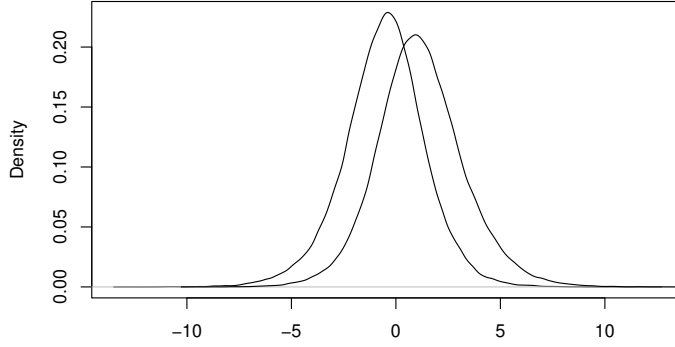


Figure 3: Kernel density estimates from 100,000 simulations of the Markov chains  $(\log \theta_{3,1}^t)$  and  $(\log \theta_{3,2}^t)$ .

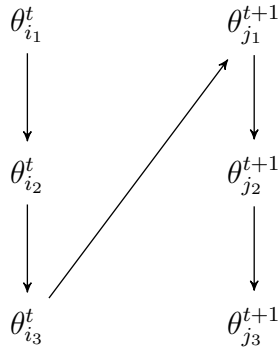


Figure 4: Definition for three models.

This definition reproduces the original one (with two models) and naturally extends to more than three models.

Based on this new definition we have simulated the Markov chains associated with the corresponding integral priors for the models  $\{M_1, M_2, M_3\}$  in (2). The histograms corresponding to the chains  $(\log \theta_i^t)$ ,  $i = 1, 2, 3$ , are shown in Figure (5). It indicates that the chains on the constrained parameter spaces accumulate some weight near the boundary, while the unconstrained chain explores both positive and negative parts of its support.

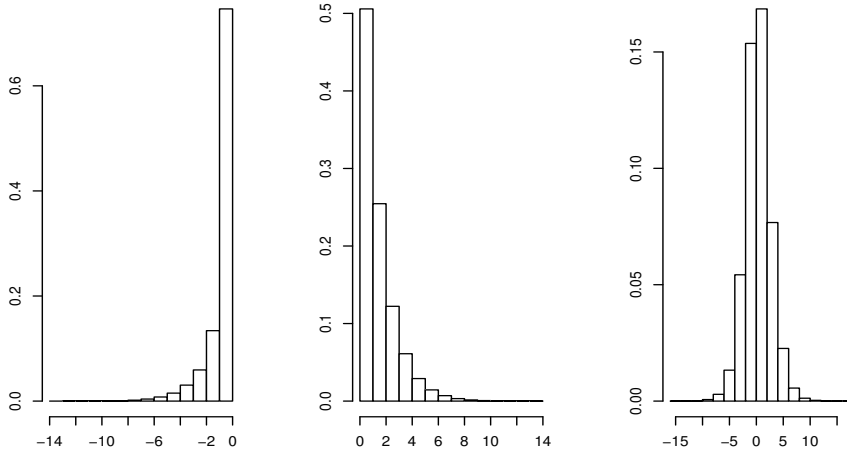


Figure 5: Histograms based on 100,000 simulations from the integral priors for  $\log \theta_i$ ,  $i = 1, 2, 3$ , from left to right, using the associated Markov chains.

### 3 Proper integral priors

As indicated above, for some model comparisons involving two models, the Markov chains associated with integral priors are recurrent Markov chains. In the general case Cano and Salmerón (2013) have proposed to consider constrained imaginary training samples  $z$  when the simulation of the chains is performed, which guarantees both the existence and the uniqueness of invariant probability measures. In brief, their practical recommendation consists in keeping the imaginary training samples constrained within an interval of  $\pm 5s$  about the sample mean, where  $s$  is the sample standard deviation. This approach has been implemented successfully in several situations comparing two models, see Cano and Salmerón (2013) and Cano et al. (2018). However, since the simulation of constrained imaginary training samples is carried out using some accept-reject method (for instance, a truncated normal distribution, see Robert (1995)), this induces a consequent computational overhead. The computational alternative developed in this article consists in including in the comparison an artificial copy of each model of interest but with a corresponding compact parametric space.

Consider for instance the case of two models under comparison,  $M_i : f_i(x | \theta_i)$ ,  $\theta_i \in \Theta_i$ ,  $i = 1, 2$ , and their attached improper priors  $\pi_1^N(\theta_1)$  and  $\pi_2^N(\theta_2)$ . We then introduce model  $M_3$ , a copy of model  $M_1$  with compact



parametric space, that is,

$$M_3 : f_1(x | \theta_3), \quad \theta_3 \in \Theta_3,$$

where  $\Theta_3$  is a compact subset of  $\Theta_1$  such that  $\pi_3^N(\theta_3) \propto \pi_1^N(\theta_3)\mathbb{I}_{\Theta_3}(\theta_3)$  is a proper prior. Our goal is to obtain integral priors for both  $\theta_1$  and  $\theta_2$ , but we can resort to our generalized methodology of constructing integral priors for the three models  $\{M_1, M_2, M_3\}$ , which produces Markov chains  $(\theta_i^t)$  with transition densities  $Q_i(\theta_i | \theta'_i)$ , and resulting integral priors  $\pi_i(\theta_i)$ , that is,

$$\pi_i(\theta_i) = \int Q_i(\theta_i | \theta'_i)\pi_i(\theta'_i)d\theta'_i, \quad i = 1, 2, 3.$$

Note that we are using the conditional notation for the transition density  $Q_i(\theta_i | \theta'_i)$ , while the alternative notation  $\pi_{ij}(\theta_i, \theta_j)$  corresponds for the single step transition  $\theta_i \rightarrow \theta_j$ ,  $i \neq j$ .

Since  $\pi_3^N(\theta_3)$  is a proper prior, we need no imaginary training sample for  $\theta_3$ . In this case

$$\pi_{13}(\theta_1, \theta_3) = \pi_{23}(\theta_2, \theta_3) = \pi_3^N(\theta_3).$$

Thus, the Markov chain  $(\theta_3^t)$  is a sequence of i.i.d. random variables,  $\theta_3^t \sim \pi_3^N(\theta_3)$ , and therefore  $\pi_3(\theta_3) = \pi_3^N(\theta_3)$  is the integral prior for  $\theta_3$ . The study

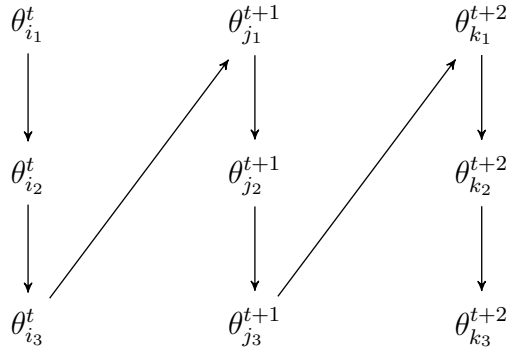


Figure 6: 2-step transition for three models

of the stochastic stability of the corresponding Markov chains  $(\theta_1^t)$  and  $(\theta_2^t)$  entails a slightly greater level of complexity. The most natural approach is based on the 2-step transition densities

$$Q_i^2(\theta_i | \theta'_i) = \int Q_i(\theta_i | \tilde{\theta}_i)Q_i(\tilde{\theta}_i | \theta'_i)d\tilde{\theta}_i, \quad i = 1, 2.$$

For  $i = 1, 2$ , both the transition density  $Q_i(\theta_i | \theta'_i)$  and the 2-step transition density  $Q_i^2(\theta_i | \theta'_i)$ , are mixtures of conditional densities due to the

randomness on the order of the sequences, see Figure 6. Each component of the mixture  $Q_i^2(\theta_i | \theta'_i)$  corresponds to a specific realisation of the sequences  $(i_1, i_2, i_3)$ ,  $(j_1, j_2, j_3)$ , and  $(k_1, k_2, k_3)$ . However, all components of this mixture share the very helpful property that a simulation from  $\pi_3^N(\theta_3)$  occurs at some point, since  $j = 3$  appears in the sequence  $(j_1, j_2, j_3)$ . For instance, with regards to the mixture  $Q_1^2(\theta_1 | \theta'_1)$ , configuration 1 in Figure 7 corresponds to the component

$$\int \pi_3^N(\theta_3) \pi_{31}(\theta_3, \theta_1) d\theta_3,$$

and configuration 2 corresponds to the component

$$\int \pi_3^N(\theta_3) \pi_{32}(\theta_3, \theta_2) \pi_{21}(\theta_2, \tilde{\theta}_1) \pi_{12}(\tilde{\theta}_1, \theta'_2) \pi_{21}(\theta'_2, \theta_1) d\theta'_2 d\tilde{\theta}_1 d\theta_2 d\theta_3.$$

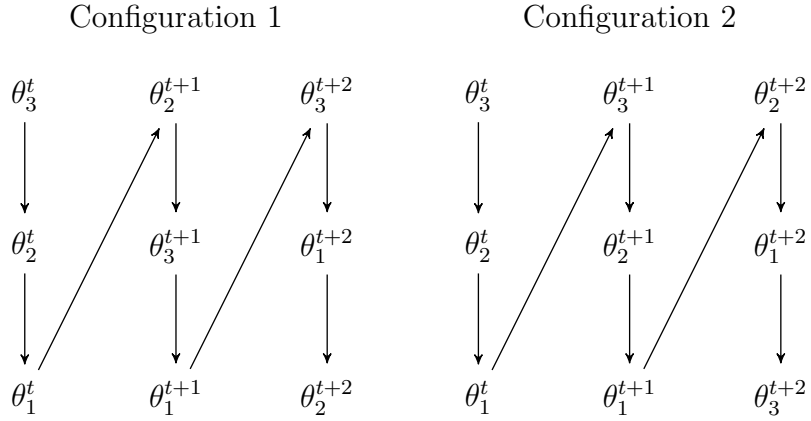


Figure 7: Examples of 2-step transitions.

More precisely, it is straightforward to derive that all components of these mixtures are necessarily equal to one of four cases that can be schematically represented as follows

$$1 \rightarrow 3 \rightarrow 1, \quad 1 \rightarrow 3 \rightarrow 2 \rightarrow 1,$$

$$1 \rightarrow 3 \rightarrow 1 \rightarrow 2 \rightarrow 1, \quad \text{and} \quad 1 \rightarrow 3 \rightarrow 2 \rightarrow 1 \rightarrow 2 \rightarrow 1.$$

Then  $Q_1^2(\theta_1 | \theta'_1)$  does not depend on  $\theta'_1$ , and hence  $\pi_1(\theta_1) = Q_1^2(\theta_1 | \theta'_1)$  is the integral prior for  $\theta_1$ :

$$\begin{aligned} \int \pi_i(\theta_i) Q_i(\theta_i^* | \theta_i) d\theta_i &= \int Q_i^2(\theta_i | \theta'_i) Q_i(\theta_i^* | \theta_i) d\theta_i \\ &= \int Q_i(\theta_i | \tilde{\theta}_i) Q_i(\tilde{\theta}_i | \theta'_i) Q_i(\theta_i^* | \theta_i) d\theta_i d\tilde{\theta}_i \end{aligned}$$

$$= \int Q_i(\tilde{\theta}_i | \theta'_i) Q_i^2(\theta_i^* | \tilde{\theta}_i) d\tilde{\theta}_i = Q_i^2(\theta_i^* | \theta'_i) = \pi_i(\theta_i^*).$$

Similarly, the 2-step transition for  $(\theta_2^t)$  is the integral prior for  $\theta_2$ , that is,  $\pi_2(\theta_2) = Q_2^2(\theta_2 | \theta'_2)$ .

On the other hand, it is clear that the resulting priors depend which model is copied into a compact version. In order to overcome the resulting arbitrariness, we propose to duplicate each model into a compact version. For instance, when facing two models, we add to the model  $M_3$  the model

$$M_4 : f_2(x | \theta_4), \quad \theta_4 \in \Theta_4,$$

where  $\Theta_4$  is a compact subset of  $\Theta_2$  such that  $\pi_4^N(\theta_4) \propto \pi_2^N(\theta_4) \mathbb{I}_{\Theta_4}(\theta_4)$  is a proper prior. We consider that the training sample size for  $\theta_4$  is zero as well. Then we apply the general methodology of integral priors to the collection of models  $\{M_1, M_2, M_3, M_4\}$ . Thus the integral priors for the copied models are  $\pi_i(\theta_i) = \pi_i^N(\theta_i)$ ,  $i = 3, 4$ . The 2-step transition  $Q_i^2(\theta_i | \theta'_i)$  does not depend on  $\theta'_i$  and hence  $\pi_i(\theta_i) = Q_i^2(\theta_i | \theta'_i)$  is the integral prior for  $\theta_i$ ,  $i = 1, 2$ . Besides,  $Q_1^2(\theta_1 | \theta'_1)$  is a mixture of densities and the components of this mixture are reduced to eight cases that can be schematically represented as follows:

$$\begin{aligned} & 1 \rightarrow 3 \rightarrow 1, \quad 1 \rightarrow 3 \rightarrow 2 \rightarrow 1, \\ & 1 \rightarrow 3 \rightarrow 1 \rightarrow 2 \rightarrow 1, \quad 1 \rightarrow 3 \rightarrow 2 \rightarrow 1 \rightarrow 2 \rightarrow 1, \\ & 1 \rightarrow 4 \rightarrow 1, \quad 1 \rightarrow 4 \rightarrow 2 \rightarrow 1, \\ & 1 \rightarrow 4 \rightarrow 1 \rightarrow 2 \rightarrow 1, \quad \text{and } 1 \rightarrow 4 \rightarrow 2 \rightarrow 1 \rightarrow 2 \rightarrow 1, \end{aligned}$$

which means that there exist functions  $H_1^1(\theta_1, \theta_3)$  and  $H_1^2(\theta_1, \theta_4)$ , defined for  $\theta_1, \theta_3 \in \Theta_1$  and  $\theta_4 \in \Theta_2$ , such that the integral prior  $\pi_1(\theta_1)$  is

$$\pi_1(\theta_1) = Q_1^2(\theta_1 | \theta'_1) = \int \pi_3^N(\theta_3) H_1^1(\theta_1, \theta_3) d\theta_3 + \int \pi_4^N(\theta_4) H_1^2(\theta_1, \theta_4) d\theta_4.$$

Similarly, there exist functions  $H_2^1(\theta_2, \theta_3)$  and  $H_2^2(\theta_2, \theta_4)$ , defined for  $\theta_2, \theta_4 \in \Theta_2$  and  $\theta_3 \in \Theta_1$ , such that

$$\pi_2(\theta_2) = Q_2^2(\theta_2 | \theta'_2) = \int \pi_3^N(\theta_3) H_2^1(\theta_2, \theta_3) d\theta_3 + \int \pi_4^N(\theta_4) H_2^2(\theta_2, \theta_4) d\theta_4,$$

is the integral prior for  $\theta_2$ .

Obviously, this device of adding copycat models with a compact parametric space applies to more than two models as follows. We start from  $q \geq 2$  models

$$M_i : f_i(x | \theta_i), \quad \theta_i \in \Theta_i, \quad i = 1, \dots, q,$$

under comparison and associated improper prior distributions  $\pi_i^N(\theta_i)$   $i = 1, \dots, q$ . Given a compact subset  $\Theta_{q+i} \subseteq \Theta_i$  such that  $\int_{\Theta_{q+i}} \pi_i^N(\theta_i) d\theta_i < +\infty$ , we consider a copy of  $M_i$  but with parameter space  $\Theta_{q+i}$ , that is,

$$M_{q+i} : f_i(x | \theta_{q+i}), \quad \theta_{q+i} \in \Theta_{q+i},$$

and  $\pi_{q+i}^N(\theta_{q+i}) \propto \pi_i^N(\theta_{q+i}) \mathbb{I}_{\Theta_{q+i}}(\theta_{q+i})$ ,  $i = 1, \dots, q$ . Then integral priors for  $\{M_1, \dots, M_q, \dots, M_{2q}\}$  do exist, they are unique and proper priors, and the integral prior for  $\theta_i$  satisfies

$$\pi_i(\theta_i) = Q_i^2(\theta_i | \theta'_i) = \sum_{j=1}^q \int \pi_{q+j}^N(\theta_{q+j}) H_i^j(\theta_i, \theta_{q+j}) d\theta_{q+j},$$

where the function  $H_i^j(\theta_i, \theta_{q+j})$  is defined for  $\theta_i \in \Theta_i$  and  $\theta_{q+j} \in \Theta_j$ ,  $i, j = 1, \dots, q$ .

### 3.1 Selecting the compact sets

Without loss of generality consider two models under comparison,  $M_1$  and  $M_2$ , with their copies over compact parametric spaces,  $M_3$  and  $M_4$ , respectively. It is quite sensible to seek compact sets such that the posterior probabilities

$$P_x^3 = \int_{\Theta_3} \pi_1^N(\theta_1 | x) d\theta_1 \quad \text{and} \quad P_x^4 = \int_{\Theta_4} \pi_2^N(\theta_2 | x) d\theta_2$$

are close to one. While there are a variety of ways to choose these compact sets, we opt for the simple solution where both  $\Theta_3$  and  $\Theta_4$  are a Cartesian products of compact intervals. More specifically, our proposal is made of credible intervals with posterior probability  $1 - \alpha$  and  $\alpha \in (0, 1)$  small, typically  $\alpha \leq 0.05$ . The following example illustrates the behavior of this method.

**Example 1.** For the data  $x = (x_1, \dots, x_n)$ , consider the models

$$M_1 : f_1(x_j | \theta_1) = \frac{1}{\theta_1} \exp(-x_j/\theta_1), \quad j = 1, \dots, n, \quad \theta_1 \in (0, 1),$$

and

$$M_2 : f_2(x_j | \theta_2) = \frac{1}{\theta_2} \exp(-x_j/\theta_2), \quad j = 1, \dots, n, \quad \theta_2 \in (1, +\infty),$$

with  $\pi_i^N(\theta_i) = 1/\theta_i$ ,  $i = 1, 2$ . For a sample of size  $n = 15$  and mean 0.7, we implement the above methodology of integral priors, thus defining the collection of models  $\{M_1, M_2, M_3, M_4\}$ , where  $\Theta_{i+2} = [a_{i+2}, b_{i+2}]$  is a  $100(1 - \alpha)\%$

Table 1: Estimation of the Bayes factor  $B_{12}(x)$  and posterior probability  $P(M_1 | x)$ , based on  $10^6$  simulations from the integral priors.

$\alpha$	$a_3$	$b_3$	$a_4$	$b_4$	$\hat{B}_{12}(x)$	$\hat{P}(M_1   x)$
0.05	0.44	0.97	1.00	1.62	8.98	0.90
0.01	0.39	0.99	1.00	1.90	9.10	0.90
0.005	0.37	1.00	1.00	2.02	9.09	0.90
0.001	0.34	1.00	1.00	2.28	9.16	0.90

credible interval based on the quantiles  $\alpha/2$  and  $1-\alpha/2$  of  $\pi_i^N(\theta_i | x)$ ,  $i = 1, 2$ . We also opt for using training samples  $z$  of size one for both  $\theta_1$  and  $\theta_2$ . Simulation from the posterior distributions is straightforward:

$$\theta_1 = 1/(1 - z^{-1} \log u_1), \quad u_1 \sim \mathcal{U}(0, 1),$$

and

$$\theta_2 = -z/\log(u_2(1 - e^{-z}) + e^{-z}), \quad u_2 \sim \mathcal{U}(0, 1).$$

For  $\alpha \in \{0.05, 0.01, 0.005, 0.001\}$ , Table (1) provides  $\hat{B}_{12}(x)$ , the approximate values of  $B_{12}(x)$ , as well as the estimated posterior probability of model  $M_1$  if the prior probabilities of  $M_1$ ,  $M_2$ ,  $M_3$  and  $M_4$  are  $1/2$ ,  $1/2$ ,  $0$ , and  $0$ , respectively. Hence,  $\hat{P}(M_1 | x) = \hat{B}_{12}(x)/(1 + \hat{B}_{12}(x))$ . It is worth noting that under the unconstrained exponential model

$$f(x_j | \theta) = \theta^{-1} \exp(-x_j/\theta), \quad j = 1 \dots, n, \quad \theta \in (0, +\infty),$$

and  $\pi^N(\theta) \propto 1/\theta$ , the posterior probability of  $\Theta_1 = (0, 1)$  is 0.89.

The histograms corresponding to the chains  $(\log \theta_i^t)$ ,  $i = 1, 2, 3, 4$ , using the associated Markov chains with the compact sets for  $\alpha = 0.001$  (last row in Table (1)), are shown in Figure 8.

To evaluate the Monte Carlo variability in Table (1), we repeated 100 times the estimations, that is, we simulated the Markov chains 100 times and computed the corresponding estimator  $\hat{B}_{12}(x)$ . The standard deviation of the 100 values of  $\hat{B}_{12}(x)$  was 0.02 for each value of  $\alpha$ .

## 4 Testing the mean under dependent samples

In the specific context of paired samples in which each subject is measured twice, resulting in pairs of observations, there are three natural hypotheses regarding the mean difference,  $\mu$ , namely,  $\mu < 0$ ,  $\mu = 0$ , and  $\mu > 0$ . This multiple non-nested hypothesis testing problem has been previously studied

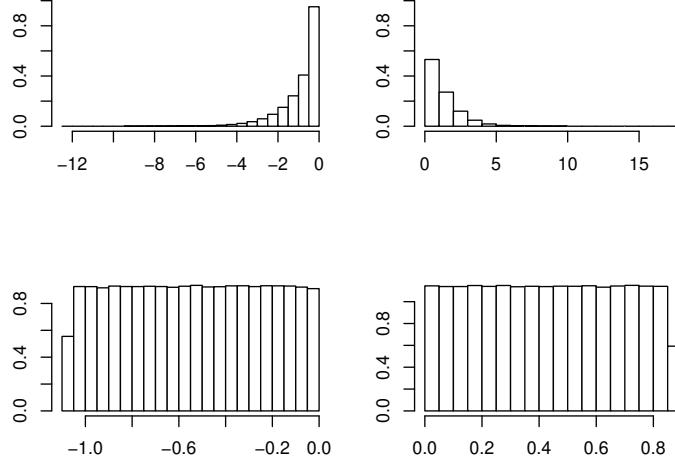


Figure 8: Histograms based on  $10^6$  simulations from the integral priors for  $\log \theta_i$ ,  $i = 1, 2$  (first row:  $\log \theta_1$  left,  $\log \theta_2$  right), and  $i = 3, 4$  (second row:  $\log \theta_3$  left,  $\log \theta_4$  right).

in Berger and Mortera (1999), assuming known variance and comparing the encompassing arithmetic intrinsic Bayes factor (EIBF), the encompassing expected intrinsic Bayes factor (EEIBF), the median intrinsic Bayes factor, and the fractional Bayes factor. Unfortunately, as pointed out by the authors, these approaches do not correspond to Bayes factors with respect to genuine prior distributions. In this section, we therefore apply the theory of integral priors for this testing problem.

Under model  $M_i$  the difference data  $x = (x_1, \dots, x_n)$  are independently drawn from the Normal distribution  $\mathcal{N}(\mu_i, \sigma_i^2)$ ,  $i = 1, 2, 3$ , with  $\mu_1 < 0$ ,  $\mu_2 = 0$ , and  $\mu_3 > 0$ , that is,

$$f_i(x | \mu_i, \sigma_i) = (2\pi)^{-n/2} \sigma_i^{-n} \exp \left( -\frac{1}{2\sigma_i^2} \sum_{j=1}^n (x_j - \mu_i)^2 \right), \quad i = 1, 3,$$

$$f_2(x | \sigma_2) = (2\pi)^{-n/2} \sigma_2^{-n} \exp \left( -\frac{1}{2\sigma_2^2} \sum_{j=1}^n x_j^2 \right),$$

and we consider the default estimation priors  $\pi_i^N(\theta_i) = 1/\sigma_i$ ,  $i = 1, 2, 3$ , where  $\theta_1 = (\mu_1, \sigma_1)$ ,  $\theta_2 = \sigma_2$ , and  $\theta_3 = (\mu_3, \sigma_3)$ .

To investigate this setting, we produced a simulated sample  $x$  of size  $n = 15$  from the Normal distribution with mean  $-1$  and variance  $4$ . The observed

sample mean and standard deviation were  $-0.927$  and  $2.530$ , respectively. We thus consider copies  $M_4$ ,  $M_5$ , and  $M_6$ , with compact parametric spaces  $\Theta_i$ ,  $i = 4, 5, 6$ , of the form

$$\theta_4 = (\mu_4, \sigma_4) \in \Theta_4 = [a_4, b_4] \times [c_4, d_4],$$

$$\theta_5 = \sigma_5 \in \Theta_5 = [c_5, d_5],$$

and

$$\theta_6 = (\mu_6, \sigma_6) \in \Theta_6 = [a_6, b_6] \times [c_6, d_6]$$

respectively.

For models  $M_1$  and  $M_3$ , imaginary training samples are samples,  $z$ , of size 2, and the corresponding posterior distributions are

$$\pi_i^N(\mu_i, \sigma_i | z) \propto \sigma_i^{-3} \exp\left(-\frac{s_z^2}{2\sigma_i^2}\right) \exp\left(-\frac{(\bar{z} - \mu_i)^2}{\sigma_i^2}\right), \quad i = 1, 3,$$

where  $\bar{z}$  and  $s_z \neq 0$  are the sample mean and standard deviation of  $z$ , respectively. The posterior distribution  $\pi_i^N(\mu_i | z)$  is proportional to

$$\int_0^{+\infty} \sigma_i^{-3} \exp\left(-\frac{s_z^2}{2\sigma_i^2}\right) \exp\left(-\frac{(\bar{z} - \mu_i)^2}{\sigma_i^2}\right) d\sigma_i = \frac{1}{s_z^2 + 2(\bar{z} - \mu_i)^2},$$

an half-Cauchy density, and therefore, to simulate from  $\pi_i^N(\mu_i | z)$  we can generate  $u, v \sim \mathcal{U}(0, 1)$  and take

$$\mu_1 = \bar{z} - \frac{s_z}{\sqrt{2}} \cot\left(\frac{u}{2}(\pi - 2 \arctan(\sqrt{2}\bar{z}/s_z))\right)$$

and

$$\mu_3 = \bar{z} - \frac{s_z}{\sqrt{2}} \cot\left(\frac{v-1}{2}(\pi + 2 \arctan(\sqrt{2}\bar{z}/s_z))\right).$$

To simulate from  $\pi_i^N(\sigma_i | \mu_i, z)$  we can generate  $\xi_i$  from the exponential distribution  $\mathcal{Exp}(1)$  and take

$$\sigma_i = \sqrt{\frac{s_z^2 + 2(\bar{z} - \mu_i)^2}{2\xi_i}}, \quad i = 1, 3.$$

For model  $M_2$ , imaginary training samples are samples of size 1,  $z \neq 0$ , and the posterior distribution is the inverse Gamma distribution

$$\pi_2^N(\sigma_2 | z) \propto \sigma_2^{-2} \exp\left(-\frac{z^2}{2\sigma_2^2}\right).$$

Therefore, to simulate from  $\pi_2^N(\sigma_2 | z)$  we can generate  $\xi_2 \sim \mathcal{Ga}(1/2, 1)$  and take  $\sigma_2 = |z|/\sqrt{2\xi_2}$ .

For  $\alpha \in \{0.05, 0.01, 0.005\}$  we again select the compact intervals as the  $100(1 - \alpha)\%$  credible intervals based on the quantiles  $\alpha/2$  and  $1 - \alpha/2$  of the marginal posterior distribution of  $\pi_i^N(\theta_i | y)$ ,  $i = 1, 2, 3$ , that is

$$1 - \alpha = \int_{a_{i+3}}^{b_{i+3}} \pi_i^N(\mu_i | x) d\mu_i, \quad i = 1, 3,$$

and

$$1 - \alpha = \int_{c_{i+3}}^{d_{i+3}} \pi_i^N(\sigma_i | x) d\sigma_i, \quad i = 1, 2, 3.$$

Based on such compact sets, we apply the methodology of integral priors with 500,000 simulations in order to approximate the posterior probabilities of models  $M_1$ ,  $M_2$  and  $M_3$  when selecting as set of prior probabilities  $\{1/3, 1/3, 1/3, 0, 0, 0\}$ . The approximated posterior probabilities of models  $M_1$ ,  $M_2$ , and  $M_3$  are shown in Table 2, again with very little variability when  $\alpha$  decreases. Figure 9 shows the histograms based on the simulations from the integral prior for  $\log(-\mu_1)$  and  $\log(\mu_3)$ , corresponding to  $\alpha = 0.005$ .

Table 2: Estimation of the posterior probabilities of models  $M_1$ ,  $M_2$ , and  $M_3$  in the Normal mean difference example.

$\alpha$	$\hat{P}(M_1   x)$	$\hat{P}(M_2   x)$	$\hat{P}(M_3   x)$	$P_x^4$	$P_x^5$	$P_x^6$
0.05	0.51	0.42	0.06	0.90	0.95	0.91
0.01	0.50	0.43	0.06	0.98	0.99	0.98
0.005	0.50	0.44	0.06	0.99	0.99	0.99

## 5 Integral Priors for ANOVA

In the classical ANOVA setting, we now consider a sample  $x_i$  from the Normal population  $\mathcal{N}(\mu_i, \sigma^2)$ ,  $i = 1, \dots, k$ , in order to handle on the hypothesis test

$$\begin{aligned} H_0 &: \mu_1 = \dots = \mu_k \\ H_1 &: \text{all the } \mu_i \text{ are not equal.} \end{aligned}$$

Hence we are again dealing with a comparison between two models. Under model  $M_1$  the  $k$  populations have mean  $\mu$  and variance  $\sigma_1^2$ , and under model  $M_2$  the population  $i$  has mean  $\mu_i$  and variance  $\sigma_2^2$ ,  $i = 1, \dots, k$ . The default (estimation) prior distributions in this setting are  $\pi_1^N(\mu, \sigma_1) = 1/\sigma_1$



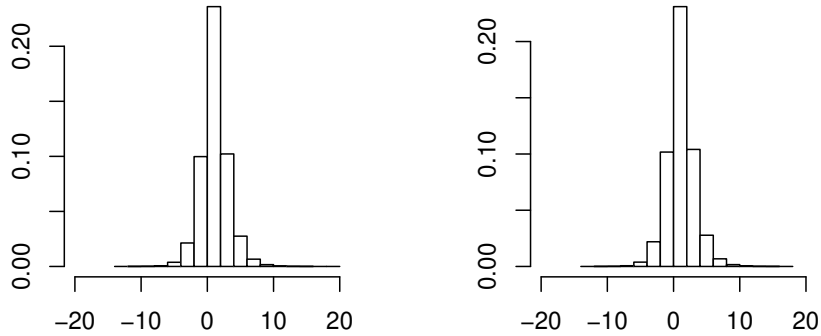


Figure 9: Histograms based on simulations from the integral priors for  $\log(-\mu_1)$  and  $\log(\mu_3)$  in the Normal mean difference example.

and  $\pi_2^N(\mu_1, \dots, \mu_k, \sigma_2) = 1/\sigma_2$ . Unfortunately, these priors are improper and therefore their use is not justified for model selection. In order to construct integral priors for ANOVA, we again consider copies  $M_3$  and  $M_4$  with compact parametric spaces.

The imaginary training samples for the transitions  $\theta_1 \rightarrow \theta_2$  and  $\theta_2 \rightarrow \theta_1$  are generated as follows:

For  $\theta_1 \rightarrow \theta_2$ . Given  $\theta_1 = (\mu, \sigma_1)$

1.  $j \sim \mathcal{U}\{1, \dots, k\}$
2.  $z_i \sim N(\mu, \sigma_1^2)$ ,  $i \neq j$ , and  $z_j = (z_j^1, z_j^2)$ , where  $z_j^1, z_j^2 \sim N(\mu, \sigma_1^2)$
3.  $z = (z_1, \dots, z_k)$  is the imaginary training sample

For  $\theta_2 \rightarrow \theta_1$ . Given  $\theta_2 = (\mu_1, \dots, \mu_k, \sigma_2)$

1.  $j_1, j_2 \sim \mathcal{U}\{1, \dots, k\}$
2.  $z_{j_1} \sim N(\mu_{j_1}, \sigma_2^2)$ ,  $z_{j_2} \sim N(\mu_{j_2}, \sigma_2^2)$
3.  $z = (z_{j_1}, z_{j_2})$  is the imaginary training sample

For model  $M_1$ , when the sample size is 2, that is  $x = (z_1, z_2)$ , the simulation from  $\pi_1^N(\mu, \sigma_1 | x)$  can be carried out as follows:

1.  $\xi \sim \mathcal{G}a(1/2, 1)$ ,  $\sigma_1 = \frac{|z_1 - z_2|}{2\sqrt{\xi}}$
2.  $\mu \sim N(\bar{x}, \sigma_1^2/2)$ .

For model  $M_2$ , when the sample size is  $n_j = 2$  for some  $j \in \{i, \dots, k\}$  and  $n_i = 1$  for  $i \neq j$ , then

$$\pi_2^N(\sigma_2 | x) \propto \sigma_2^{-2} \exp\left(-\frac{s_j^2}{2\sigma_2^2}\right),$$

and therefore the simulation from  $\pi_2^N(\mu_1, \dots, \mu_k, \sigma_2 | x)$  can be carried out as follows:

1.  $\xi \sim \mathcal{G}a(1/2, 1)$ ,  $\sigma_2 = \frac{|z_1 - z_2|}{2\sqrt{\xi}}$ , where  $x_j = (z_1, z_2)$
2.  $\mu_i \sim N(\bar{x}_i, \sigma_2^2/n_i)$ ,  $i = 1, \dots, k$ .

To implement our methodology we consider  $k = 3$  populations. The compact parametric spaces are chosen as product

$$\Theta_3 = [a_3, b_3] \times [c_3, d_3]$$

and

$$\Theta_4 = [a_{41}, b_{41}] \times [a_{42}, b_{42}] \times [a_{43}, b_{43}] \times [c_4, d_4].$$

For  $\alpha = 0.05$  and  $\alpha = 0.01$ , we select the intervals as the  $100(1 - \alpha)\%$  credible intervals. For sample sizes  $n_1 = n_2 = n_3 = 10$ , the realizations of simulated sample means are  $\bar{x}_1 = \bar{x}_2 = 0$ ,  $\bar{x}_3 \in \{0, 0.75, 1, 1.5\}$ , while the realizations of the sample standard deviations are  $s_1 = s_2 = s_3 = 1$ . Table 3 produces estimated posterior probability  $\hat{P}(M_1 | x)$  under the prior probabilities  $P(M_1) = P(M_2) = 1/2$  and  $P(M_3) = P(M_4) = 0$ .

## 6 Integral posterior

In case copycat models with compact parametric spaces have been added, a simple Monte Carlo estimator of the Bayes factor for integral priors is based on the Markov chains  $(\theta_i^t)$  associated with integral priors  $\pi_i(\theta_i)$ ,  $i = 1, \dots, q$ . For example, we can estimate the Bayes factor  $B_{21}(x)$  by  $\sum_{t=1}^T f_2(x | \theta_2^t) / \sum_{t=1}^T f_1(x | \theta_1^t)$ . However, it is well known that this is not the optimal strategy when the integral posterior  $\pi_i(\theta_i | x) \propto \pi_i(\theta_i)f_i(x | \theta_i)$  is concentrated relative to the integral prior  $\pi_i(\theta_i)$ . In such situations general methods based on the integral posterior could produce estimates of the evidence, and

Table 3: Estimations of the posterior probabilities of model  $M_1$  in the ANOVA example.

	$\bar{x}_3$	$P_x^3$	$P_x^4$	$\hat{P}(M_1   x)$
$\alpha = 0.05$	0	0.90	0.82	0.91
	0.75	0.90	0.82	0.67
	1	0.90	0.82	0.37
	1.5	0.90	0.82	0.03
$\alpha = 0.01$	0	0.98	0.96	0.91
	0.75	0.98	0.96	0.68
	1	0.98	0.96	0.39
	1.5	0.98	0.96	0.03

therefore of the Bayes factor, in a more efficient way. Besides, the simulation from the integral posterior entails some additional difficulties because the integral prior is not known analytically. To overcome this issue we resort to a completion of the integral posterior as follows.

The simulation of  $\theta_i^{t+1}$  given  $\theta_i^t$  is carried out in several steps. The last two of these steps are the simulation of a training sample  $z_i^{t+1}$ , and the simulation  $\theta_i^{t+1}$  from  $\pi_i^N(\theta_i | z_i^{t+1})$ . In this way the process  $(z_i^t)$  arises. On the other hand, since the 2-step transition density  $Q_i^2(\theta_i | \theta_i^t)$  does not depend on  $\theta_i^t$ , it follows that given an initial point  $\theta_i^0$ , the subsequences  $\{\theta_i^2, \theta_i^4, \theta_i^6, \dots\}$  and  $\{\theta_i^3, \theta_i^5, \theta_i^7, \dots\}$  are iid from  $\pi_i(\theta_i)$ . Note that  $\theta_i^t$  and  $\theta_i^{t+1}$  are independent if any compact space was involved along the transition  $\theta_i^t \rightarrow \theta_i^{t+1}$ . In general, we consider the subsequence  $(\check{\theta}_i^t)$  of the Markov chain  $(\theta_i^t)$  such that  $\check{\theta}_i^t$  and  $\check{\theta}_i^{t+1}$  are independent, and the corresponding subsequence  $(\check{z}_i^t)$  of  $(z_i^t)$ . This sequence is the key ingredient of the quoted completion. If  $p_i(z_i)$  is the stationary distribution of  $(z_i^t)$ , then  $(\check{z}_i^t)$  are iid from  $p_i(z)$ , and

$$\pi_i(\theta_i) = \int \pi_i^N(\theta_i | z_i) p_i(z_i) dz_i.$$

Therefore

$$\pi_i(\theta_i, z_i | x) = \frac{f_i(x | \theta_i) \pi_i^N(\theta_i | z_i) p_i(z_i)}{m_i(x)}$$

is a completion of  $\pi_i(\theta_i | x)$ , and  $\pi_i(\theta_i | z_i, x) = \pi_i^N(\theta_i | z_i, x)$ . Then the Metropolis-Hastings algorithm with target  $\pi_i(\theta_i, z_i | x)$  and proposal of the form

$$q_i(\theta'_i, z'_i | \theta_i, z_i, x) = p_i(z'_i) \rho_i(\theta'_i | \theta_i, z'_i, x),$$

can be implemented provided

$$\frac{f_i(x | \theta'_i) \pi_i^N(\theta'_i | z'_i) \rho_i(\theta_i | \theta'_i, z_i, x)}{f_i(x | \theta_i) \pi_i^N(\theta_i | z_i) \rho_i(\theta'_i | \theta_i, z'_i, x)}. \quad (3)$$

can be computed. Note that if  $\rho_i(\theta'_i | \theta_i, z'_i, x)$  does not depend on  $z'_i$ , then this Metropolis-Hasting algorithm becomes the pseudo-marginal Metropolis-Hastings algorithm, see Andrieu and Roberts (2009), for the target  $\pi_i(\theta_i | x)$  where the unbiased estimator of the target is  $\pi_i(\theta_i, z_i | x)/p_i(z_i)$ . On the other hand, if we choose

$$\rho_i(\theta'_i | \theta_i, z'_i, x) = \pi_i^N(\theta'_i | z'_i, x) = \frac{f_i(x | \theta'_i) \pi_i^N(\theta'_i | z'_i)}{m_i^N(z'_i, x)/m_i^N(z'_i)},$$

then (3) is given by

$$\frac{m_i^N(z'_i, x) m_i^N(z_i)}{m_i^N(z'_i) m_i^N(z_i, x)}.$$

The aforementioned Metropolis-Hastings algorithm produces a Markov chain  $(\tilde{\theta}_i^t, \tilde{z}_i^t)$  through the following transition. Given  $\tilde{\theta}_i^t$  and  $\tilde{z}_i^t$ :

1. Take  $z'_i = \tilde{z}_i^{t+1}$  and generate  $\theta'_i \sim \rho_i(\theta'_i | \tilde{\theta}_i^t, \tilde{z}_i^{t+1}, x)$
2. Take  $\tilde{\theta}_i^{t+1} = \theta'_i$  and  $\tilde{z}_i^{t+1} = z'_i$  with probability

$$1 \wedge \frac{f_i(x | \theta'_i) \pi_i^N(\theta'_i | z'_i) \rho_i(\tilde{\theta}_i^t | \theta'_i, \tilde{z}_i^t, x)}{f_i(x | \tilde{\theta}_i^t) \pi_i^N(\tilde{\theta}_i^t | \tilde{z}_i^t) \rho_i(\theta'_i | \tilde{\theta}_i^t, z'_i, x)},$$

otherwise take  $\tilde{\theta}_i^{t+1} = \tilde{\theta}_i^t$  and  $\tilde{z}_i^{t+1} = \tilde{z}_i^t$ .

Then the integral posterior and the integral prior can be estimated by

$$\hat{\pi}_i(\theta_i | x) = \frac{1}{\tilde{T}} \sum_{t=1}^{\tilde{T}} \pi_i^N(\theta_i | \tilde{z}_i^t, x),$$

and

$$\hat{\pi}_i(\theta_i) = \frac{1}{T} \sum_{t=1}^T \pi_i^N(\theta_i | z_i^t),$$

respectively.

This allows us to use methods such as Chib's (1995) approach to estimate the evidence by

$$\frac{\hat{\pi}_i(\theta_i^*) f_i(x | \theta_i^*)}{\hat{\pi}_i(\theta_i^* | x)}, \quad (4)$$

where  $\theta_i^*$  is any plug-in value for  $\theta_i$ , and the Harmonic mean estimator (see Gelfand and Dey (1994))

$$\left( \frac{1}{T} \sum_{t=1}^T \frac{\varphi_i(\tilde{\theta}_i^t)}{f_i(x | \tilde{\theta}_i^t) \hat{\pi}_i(\tilde{\theta}_i^t)} \right)^{-1},$$

where  $\varphi_i(\theta_i)$  is a density.

We now apply 4 to estimate the evidence for model  $M_1$  in Example 1 with  $\alpha = 0.01$  and  $\theta_1^* = \bar{x} = 0.7$ , obtaining the value  $2.78 \times 10^{-5}$ . The value obtained using  $T^{-1} \sum_t f_1(x | \theta_1^t)$  was  $2.79 \times 10^{-5}$ .

## 7 Conclusions and oncoming research

We advocated in this paper a principled generalization of the methodology of integral priors (Cano et al., 2008) when two or more models are to be compared. Our approach proves to be quite automated and generic, both in the nested and in the nonnested cases, with the only requirement being the existence of training samples of finite size for all models under comparison. Since we did not compare here the outcome of more approximate solutions like intrinsic and fractional pseudo Bayes factors (Robert, 2001), further experiments could be conducted in that spirit. The examples we considered so far allow to approximate the Bayes factor with the Monte Carlo estimator, but extensions to more general settings are directly available when using evidence approximations (Friel and Wyse, 2011), like bridge sampling, inverse logistic regression or even harmonic means since some models (Marin and Robert, 2011) are associated with compact parameter spaces.

**Acknowledgements** The research of D Salmerón was supported by the Fundación Séneca-Agencia de Ciencia y Tecnología de la Región de Murcia Program for Excellence in Scientific Research (project 20862/PI/18). CP Robert is partially funded by the European Union (ERC-2022-SYG-OCEAN-101071601) and by a Prairie chair from the Agence Nationale de la Recherche (ANR-19-P3IA-0001).

## References

- Andrieu C, Roberts GO (2009). The pseudo-marginal approach for efficient computation. *The Annals of Statistics*, 37, 697–725.
- Bayarri MJ, García-Donato G (2008). Generalization of Jeffreys Divergence-Based Priors for Bayesian Hypothesis Testing. *Journal of the Royal Statistical Society. Series B (Statistical Methodology)*, 70, 981–1003.
- Bayarri MJ, Berger JO, Forte A, García-Donato G (2012). Criteria for Bayesian model choice with application to variable selection. *The Annals of Statistics*, 40, 1550–1577.
- Berger JO, Bernardo JM (1992). On the development of reference priors (with discussion). In *Bayesian Statistics 4*, 35–60. Oxford University Press, London.
- Berger JO, Mortera J (1999). Default Bayes Factors for Nonnested Hypothesis Testing. *Journal of the American Statistical Association*, 94(446), 542–554.
- Berger JO, Pericchi LR (1996). The intrinsic Bayes factor for model selection and prediction. *Journal of the American Statistical Association*, 91, 109–122.
- Bernardo JM (1979). Reference posterior distributions for Bayesian inference (with discussion). *Journal of the Royal Statistical Society, Series B*, 41: 113–147.
- Cano JA, Iniesta M, Salmerón D (2018). Integral priors for Bayesian model selection: how they operate from simple to complex cases. *TEST* 27, 968–987.
- Cano JA, Kessler M, Salmerón D (2007a). Integral priors for the one way random effects model. *Bayesian Analysis* 2(1):59–68.
- Cano JA, Kessler M, Salmerón D (2007b). A synopsis of integral priors for the one way random effects model. In: Bernardo JM et al (eds) *Bayesian Statistics 8*. Oxford University Press, Oxford, pp 577–582.
- Cano JA, Salmerón D, Robert CP (2008). Integral equation solutions as prior distributions for Bayesian model selection. *TEST* 17(3):493–504.

- Cano JA, Salmerón D (2013). Integral priors and constrained imaginary training samples for nested and non-nested Bayesian model comparison. *Bayesian Analysis* 8(2):361–380
- Cano JA, Salmerón D (2016). A review of the developments on integral priors for Bayesian model selection. *Beio* 32(2):96–111.
- Chib S (1995). Marginal likelihoods from the Gibbs output. *Journal of the American Statistical Association*, 90: 1313–1321.
- Consonni G, Fouskakis D, Liseo B, Ntzoufras I (2018). Prior distributions for objective Bayesian analysis. *Bayesian Analysis*, 13, 627–679.
- Fouskakis D, Ntzoufras I, Draper D (2015). Power-Expected-Posterior Priors for Variable Selection in Gaussian Linear Models. *Bayesian Analysis*, 10, 75–107.
- Friel N, Wyse J (2011). Estimating the evidence – a review, arXiv 1111.1957.
- Gelfand AE, Dey DK (1994). Bayesian Model Choice: Asymptotics and Exact Calculations. *Journal of the Royal Statistical Society. Series B (Methodological)*, 56(3), 501–514.
- Jeffreys H (1939). *Theory of Probability*. Oxford University Press, London.
- Marin JM, Robert CP (2011). Importance sampling methods for Bayesian discrimination between embedded models. in *Frontiers of Statistical Decision Making and Bayesian Analysis* (M.-H. Chen, D.K. Dey, P. Müller and D. Sun, ed.), Springer, New York.
- Moreno E (1997). Bayes Factors for Intrinsic and Fractional Priors in Nested Models. *Bayesian Robustness. Lecture Notes-Monograph Series*, 31, 257–270.
- Moreno E, Bertolino F, Racugno W (1998). An intrinsic limiting procedure for model selection and hypotheses testing. *Journal of the American Statistical Association*, 93, 1451–1460.
- Moreno E (2005). Objective Bayesian methods for one-sided testing. *TEST* 14, 181–198.
- Pérez JM, Berger JO (2002). Expected posterior priors for model selection. *Biometrika*, 89, 491–511.

Robert CP (1995). Simulation of truncated normal variables. *Statistics and Computing*, 5, 121–125.

Robert CP (2001). *The Bayesian Choice* (second edition). Springer, New York.

Salmerón D, Cano JA, Robert CP (2015). Objective Bayesian hypothesis testing in binomial regression models with integral prior distributions. *Statistica Sinica* 25(3):1009–1023.