

Behavior-Dependent Linear Recurrent Units for Efficient Sequential Recommendation

Chengkai Liu
Texas A&M University
College Station, Texas, USA
liuchengkai@tamu.edu

Jianghao Lin
Shanghai Jiao Tong University
Shanghai, China
chiangel@sjtu.edu.cn

Hanzhou Liu
Texas A&M University
College Station, Texas, USA
hanzhou1996@tamu.edu

Jianling Wang
Texas A&M University
College Station, Texas, USA
jwang713@tamu.edu

James Caverlee
Texas A&M University
College Station, Texas, USA
caverlee@tamu.edu

ABSTRACT

Sequential recommender systems aim to predict the users' next interaction through user behavior modeling with various operators like RNNs and attentions. However, existing models generally fail to achieve the three golden principles for sequential recommendation simultaneously, *i.e.*, training efficiency, low-cost inference, and strong performance. To this end, we propose **RecBLR**, an Efficient Sequential Recommendation Model based on Behavior-Dependent Linear Recurrent Units to accomplish the impossible triangle of the three principles. By incorporating gating mechanisms and behavior-dependent designs into linear recurrent units, our model significantly enhances user behavior modeling and recommendation performance. Furthermore, we unlock the parallelizable training as well as inference efficiency for our model by designing a hardware-aware scanning acceleration algorithm with a customized CUDA kernel. Extensive experiments on real-world datasets with varying lengths of user behavior sequences demonstrate RecBLR's remarkable effectiveness in simultaneously achieving all three golden principles - strong recommendation performance, training efficiency, and low-cost inference, while exhibiting excellent scalability to datasets with long user interaction histories.

CCS CONCEPTS

• Information systems → Recommender systems.

KEYWORDS

Recommender Systems, Sequential Recommendation, Recurrent Neural Networks

1 INTRODUCTION

Sequential recommender systems are crucial for personalized online services, capturing evolving user preferences through past interactions and predicting future actions by effectively modeling sequential dependencies within historical user behaviors [3, 40]. The core of sequential recommendation is the user behavior modeling techniques, which have evolved significantly over time, advancing from traditional methods such as Markov chains [12, 28] to sophisticated deep learning methods [14, 41]. As illustrated in Figure 1, there is a triangle of golden principles for designing the user behavior modeling operators for sequential recommendation, *i.e.*, training efficiency, low-cost inference, and strong performance.

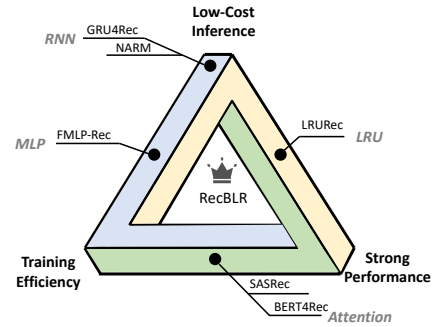


Figure 1: The triangle of three golden principles for the model design in sequential recommendation.

As shown in Figure 1, earlier approaches like GRU4Rec [14] and NARM [21] are built based on recurrent neural networks (RNNs) [5, 31] or convolutional neural networks (CNNs) [19, 25]. Although they possess the low-cost inference property, they can easily suffer from inferior recommendation performance, as well as training inefficiency caused by their non-parallelism natures [35]. As an alternative, FMLP-Rec [45] designs filtering-enhanced multi-layer perceptron (MLP) operators for user behavior modeling to achieve high efficiency in terms of both training and inference. However its performance is still limited due to the catastrophic forgetting issues [18, 29]. Meanwhile, as the Transformer [39] architecture is flourishing in natural language processing (NLP) domains, researchers start to investigate the potential of attention operators for sequential recommendation. Classical models like SASRec [16] and BERT4Rec [34] enjoy both training parallelism and impressive performance at the cost of inefficient inference, because of the quadratic computational complexity and memory-bound key-value cache [30]. As the online platforms grow and user interaction sequences become longer, the limitation of attention mechanisms exacerbates, impeding scalability for sequential recommendation with long user behavior sequences. As the latest research, LRURec [43] pioneers the application of linear recurrent unit (LRU) operators [22, 24] for sequential recommendation. It achieves strong performance and low-cost inference, but turns out training inefficient due to the introduction of non-linearity and sequence padding.

Based on the discussions above, we can observe that the existing sequential recommendation models seemingly suffer from the “impossible triangle” of the three golden principles as illustrated in Figure 1. That is, none of them could achieve superior performance and meanwhile enjoy high efficiency in terms of both training and inference. Therefore, in this paper, we aim to propose and address such an open research question: **can we establish a model with delicately designed user behavior modeling operators that could achieve all the three golden principles for sequential recommendation?**

We choose the linear recurrent unit (LRU) [22, 24] as the basic operator, and start by investigating its potential drawbacks in the case of sequential recommendation scenarios when considering the triangle of three golden principles. *Firstly*, the LRU operator is independent to the input user behaviors, *i.e.*, every single user behavior is transformed through the same network, thereby contributing equally to the user preference representation. However, the diverse behaviors in the user sequence should make different contributions due to the multifaceted nature of user interests. Hence, it is essential to build a behavior-independent operator to improve the performance of user behavior modeling. *Secondly*, previous work, *i.e.*, LRURec [43], simply follows the classical design of LRU by leveraging the eigenvalue decomposition in the complex domain. Nevertheless, as demonstrated in [8], complex elements are beneficial for continuous modalities like video and audio, but not for discrete sequence modeling like user behaviors. Moreover, complex-domain LRUs introduce a larger number of parameters compared to real-valued counterparts, potentially leading to overfitting and degenerated performance. *Lastly*, while the above two points both aim at the “strong performance” principle, they can largely hurt the training and inference efficiency due to the complicated design of behavior modeling operators (*i.e.*, behavior-dependent and non-complex). Therefore, it is crucial to move beyond the simple model design, and consider hardware-aware parallelism acceleration algorithm for the rest two principles of “training efficiency” and “low-cost inference” simultaneously.

To this end, in this work, we propose **RecBLR**, an Efficient Sequential Recommendation Model with Behavior-Dependent Linear Recurrent Units. RecBLR first achieves the “strong performance” principle by discarding complex numbers and designing a novel Behavior-Dependent Linear Recurrent Unit (BD-LRU). BD-LRU, as the core of our user behavior modeling operators, introduces the gating mechanisms to capture the multifaceted characteristics of different user behaviors, thereby cast a multi-interest modeling over the whole user sequence. Then, to compensate for the potential training overhead introduced by our BD-LRUs, we design a hardware-aware scanning acceleration algorithm for efficient parallelizable training. Specifically, we introduce a parallel scanning mechanism together with a customized CUDA kernel to significantly enhance the model’s computational efficiency. Putting it all together, RecBLR is therefore specifically tailored for efficient sequential recommendation with superior performance, succeeding in achieving the triangle of three golden principles simultaneously, *i.e.*, training efficiency, low-cost inference, and strong performance.

The key contributions of this paper are as follows:

- We propose a novel Efficient Sequential Recommendation Model with Behavior-Dependent Linear Recurrent Units (**RecBLR**), which achieves the three golden principles simultaneously, *i.e.*, training efficiency, low-cost inference, and strong performance.
- For *strong performance*, we discard complex numbers and design the Behavior-Dependent Linear Recurrent Unit (BD-LRU) operator, which captures the difference among diverse behaviors and thereby leads to improved multi-interest user behavior modeling.
- For *training efficiency* and *low-cost inference*, we further design a hardware-aware scanning acceleration algorithm with a customized CUDA kernel to enable efficient computation.
- We conduct extensive experiments on datasets with various sequence lengths, demonstrating the effectiveness, efficiency, and scalability of our model, particularly on datasets with long user interaction sequences.

2 PRELIMINARIES

For sequential recommendation, we represent the user set as $\mathcal{U} = \{u_i\}_{i=1}^{|\mathcal{U}|}$, the item set as $\mathcal{V} = \{v_i\}_{i=1}^{|\mathcal{V}|}$, and the interaction sequence of a user $u \in \mathcal{U}$ as $\mathcal{S}_u = \{v_t\}_{t=1}^T$. This interaction sequence is chronologically ordered, and its length is denoted by T . Given a user’s history \mathcal{S}_u , the task of sequential recommendation is to predict the next item v_{T+1} that user u is likely to interact with.

2.1 Sequential Recommendation Models

Mainstream neural sequential recommendation models are typically comprised of three key components: the embedding layer, behavior modeling layer, and prediction layer.

Embedding Layer. Similar to existing sequential recommendation models, our model employs a standard embedding layer to map item IDs into a high-dimensional vector space. The embedding layer utilizes a learnable embedding matrix $E \in \mathbb{R}^{|\mathcal{V}| \times D}$, where \mathcal{V} denotes the item set and D represents the embedding dimension. By applying the embedding layer to the input item sequence \mathcal{S}_u of length T , along with dropout [33] and layer normalization [1], we obtain the item embedding $H \in \mathbb{R}^{T \times D}$:

$$H = \text{LayerNorm}(\text{Dropout}(\mathcal{S}_u E)). \quad (1)$$

While Transformer-based sequential recommendation models [16, 34, 42] often utilize positional embedding to capture chronological information, our recurrent architecture inherently captures position awareness. Therefore, we discard the need for additional positional embedding commonly used in the Transformer model [39].

Behavior Modeling Layer. The primary distinction across various sequential recommendation models resides in the behavior modeling layer, using different operators such as attentions [16, 34], convolutional neural networks (CNNs) [36], or recurrent neural networks (RNNs) [14, 21]. In the following methodology section, we illustrate our proposed behavior modeling layer in detail.

Prediction Layer. Most neural sequential recommenders share a common prediction layer design. We leverage this standard prediction layer (including neural baselines in this paper), which utilizes the last item embedding to generate the final prediction scores:

$$\hat{y} = \text{Softmax}(h_T E^T) \in \mathbb{R}^{|\mathcal{V}|}, \quad (2)$$

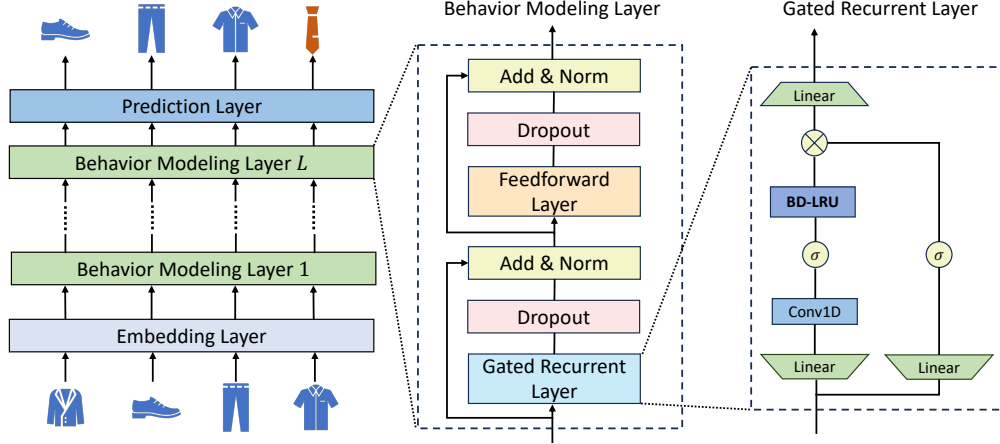


Figure 2: The overall architecture of RecBLR.

where E is the embedding matrix and $h \in \mathbb{R}^D$ is the last item embedding obtained from the final output of the behavior modeling layers. $\hat{y} \in \mathbb{R}^{|\mathcal{V}|}$ represents the probability distribution over the next item in the item set \mathcal{V} .

2.2 Linear Recurrent Units

Traditional Recurrent Neural Networks (e.g., LSTM [15], GRU [5]) have achieved remarkable success in many sequential tasks. However, their inherent non-linear dependencies between hidden representations hinder efficient parallelizable training. Linear Recurrent Neural Networks have emerged as a promising alternative, addressing this limitation by employing linear transformations instead of non-linear activation functions such as tanh or ReLU functions. To achieve parallelizable training, Linear Recurrent Units (LRUs) are introduced in [9]:

$$\begin{aligned} h_t &= Ah_{t-1} + Bx_t, \\ y_t &= Ch_t + Dx_t, \end{aligned} \quad (3)$$

where $A \in \mathbb{R}^{N \times N}$, $B \in \mathbb{R}^{N \times H_{in}}$, $C \in \mathbb{R}^{H_{out} \times N}$, $D \in \mathbb{R}^{H_{out} \times H_{in}}$ are learnable parameters. With special initializations and parameterizations of the parameters [9, 24], LRUs achieve strong performance, as well as enjoy fast inference speed due to the nature of RNNs. In addition, to achieve efficient parallelizable training, LRUs utilize complex diagonal matrix A [24], allowing for a highly parallelizable unrolling to compute the hidden representation $h_k = \sum_{j=0}^{k-1} A^j Bx_{k-j}$ with $h_0 = Bx_0$. By leveraging eigendecomposition of the complex diagonalizable A , we can write $A = P\Lambda P^{-1}$, where $P \in \mathbb{C}^{N \times N}$ is an invertible matrix, and $\Lambda = \text{diag}(\lambda_1, \lambda_2, \dots, \lambda_N) \in \mathbb{C}^{N \times N}$. Therefore, the computation of A^k reduces to $P\Lambda^k P^{-1}$ which becomes element-wise diagonal matrix multiplications and significantly improves the training efficiency. While LRURec [43] pioneers the use of LRUs for sequential recommendation, its complex-valued hidden representations and learnable parameters are not ideal for this task. As demonstrated in [8], these complex elements are beneficial for continuous modalities like audio and video, but not for discrete sequence modeling like recommendations. Additionally, complex LRUs introduce a larger number of parameters compared to real-valued counterparts, potentially hindering performance on smaller datasets. Furthermore, the efficiency constraints of LRUs make the parameters in Equation 3 static and independent of input user

behaviors, unable to capture user behavior within the interaction sequence, limiting further improvement in recommendation accuracy. Therefore, we aim to utilize real-valued LRUs with dependency on user behaviors, while maintaining fast training speed.

3 METHODOLOGY

Accurately capturing user behavior nuances is critical for recommendation systems, but traditional linear recurrent units (LRUs) and LRURec sacrifice their behavior-dependency of the learnable parameters to achieve efficient training, limiting their ability to adapt to diverse user interactions. To further improve the recommendation performance, we discard the complex-valued parameters and training scheme of traditional LRUs, enabling behavior-dependent modeling. We propose a novel gated behavior-dependent recurrent model, RecBLR, that tackles the limitations through three key innovations: (1) a recurrent layer with gating mechanisms selectively controlling the relevant input behavior to LRUs, (2) behavior-dependent linear recurrent units (BD-LRUs) that adaptively learn important user behaviors, and (3) efficient hardware-aware parallel scan algorithm enabling parallelizable BD-LRU training on GPUs to compensate for the discarded traditional training scheme. This section introduces the overall architecture and then delves into the key innovations of RecBLR.

3.1 Overview

In this section, we present the overall architecture of our proposed RecBLR model. As illustrated in Figure 2, it comprises an embedding layer, followed by stacked behavior modeling layers, and a final prediction layer. Our behavior modeling layer consists of a gated recurrent layer and a feedforward layer, along with dropout [33], layer normalization [1], and residual connections [11].

Gated Recurrent Layer. To further enhance the recommendation performance, our gated recurrent layer incorporates the gating mechanisms used in LSTM [15] and GRU [5]. The gates regulate the flow of user behavior information inside the core Behavior-Dependent Linear Recurrent Unit (BD-LRU). As outlined in Algorithm 1, it begins by expanding the hidden dimension D to DE using linear projections implemented by two fully connected layers with an expansion factor E , creating two parallel branches. In the main branch, a unidirectional causal 1D convolutional layer [7] is

Algorithm 1 Gated Recurrent Layer

Input: $H_i : (B, T, D)$ (batch size, sequence length, dimension)
Output: $H_o : (B, T, D)$

- 1: $H_x : (B, T, ED) \leftarrow \text{Linear}(H_i)$
- 2: $H_z : (B, T, ED) \leftarrow \text{Linear}(H_i)$
- 3: ▷ Linear projections to expand dimensions
- 4: $H'_x : (B, T, ED) \leftarrow \text{SiLU}(\text{Conv1d}(H_x))$
- 5: $H'_y : (B, T, ED) \leftarrow \text{BD-LRU}(H'_z)$
- 6: $H'_y : (B, T, ED) \leftarrow H'_y \otimes \text{SiLU}(H_z)$ ▷ Merge two branches
- 7: $H_o : (B, T, D) \leftarrow \text{Linear}(H'_y)$
- 8: ▷ Linear projection to reduce dimensions
- 9: **return** H_o

applied to preserve the chronological order of the user interaction sequence. A SiLU activation [13, 26] follows this. Next, we use our proposed behavior-dependent linear recurrent unit, which is the core component of the recurrent layer. In the secondary branch, the input is passed through a SiLU. The outputs of the two branches are then merged via element-wise multiplication. Finally, a linear projection reduces the dimensionality of the merged output from DE back to the original D dimensions. This gated recurrent layer design allows the model to capture intricate patterns and interactions within the sequential user behavioral data while effectively maintaining temporal dependencies through the recurrent BD-LRU component and gating mechanisms.

Feedforward Layer. In the feedforward layer, a position-wise feedforward network (PFFN) is employed to enhance the modeling of user actions in the latent space. The feedforward network leverages two fully connected layers with a SiLU activation function to capture intricate patterns and interactions within the user interaction sequences. The PFFN is formulated as:

$$\text{PFFN}(H) = \text{SiLU}\left(H\mathbf{W}^{(1)} + \mathbf{b}^{(1)}\right)\mathbf{W}^{(2)} + \mathbf{b}^{(2)}, \quad (4)$$

where $\mathbf{W}^{(1)} \in \mathbb{R}^{D \times 4D}$, $\mathbf{W}^{(2)} \in \mathbb{R}^{4D \times D}$, $\mathbf{b}^{(1)} \in \mathbb{R}^{4D}$, and $\mathbf{b}^{(2)} \in \mathbb{R}^D$ are the parameters of two fully connected layers. Furthermore, to improve model robustness and mitigate overfitting, we incorporate dropout and layer normalization as well.

3.2 Behavior-Dependent Linear Recurrent Units

Traditional Linear Recurrent Units have limitations in capturing the nuances of user behavior over time. As shown in Equation 5, the parameters of LRUs are independent of input behaviors from different time steps, which makes the LRUs behavior-independent and limits the recommendation performance. Consequently, LRURec based on LRUs struggles to differentiate between diverse user behaviors within interaction sequences, lacking the adaptability to effectively understand how users interact and their preferences evolve.

To tackle this issue, we design the Behavior-Dependent Linear Recurrent Unit (BD-LRU), whose parameters are dependent on input behaviors across different time steps. The core idea behind BD-LRU is to selectively learn important user behaviors within a sequence. For example, when a user browses various categories before purchasing a product, the model can focus on the browsing history relevant to the eventual purchase, filtering out irrelevant categories the user might have casually explored. This is achieved

through the behavior-dependent parameters, which act like a filter, allowing the model to focus on specific elements within the sequence while downplaying others.

Different from traditional LRUs in Equation 5, our behavior-dependent Linear Recurrent Unit updates by:

$$h_t = \alpha_t \odot h_{t-1} + \beta_t \odot x_t, \quad (5)$$

where α_t and β_t should not have non-linear dependencies on the prior hidden state h_{t-1} , but depend solely on current input x_t . We use \odot to denote element-wise multiplication, and x_t represents the input latent representation at time step t .

Additionally, to achieve behavior-dependency and control the influence of the past and current input behaviors, we introduce the behavior-dependent recurrence and input gates, given by:

$$r_t = \sigma(\mathbf{W}_r x_t + \mathbf{b}_r), \quad (6)$$

$$i_t = \sigma(\mathbf{W}_i x_t + \mathbf{b}_i), \quad (7)$$

where σ denotes the sigmoid function, normalizing the output of each gate to $[0, 1]$ for reasonable gating semantics. Both the recurrence gate and the input gate are dependent on the input x_t and independent of the prior hidden state h_{t-1} . These gate designs make the parameters dependent on the input of different user behaviors and interactions. We then follow the design in [6, 24] to calculate the scaling factors:

$$\begin{aligned} \alpha_t &= \exp(-\text{softplus}(\Lambda) \odot r_t), \\ \beta_t &= \sqrt{1 - \alpha_t^2} \odot i_t, \end{aligned} \quad (8)$$

where Λ is a learnable parameter for the recurrent gate, with the exponential function of a negative value, α_t is guaranteed to be in $[0, 1]$, and the square root term ensures the same for $\beta_t \in [0, 1]$. This formulation ensures the stability of the linear recurrence unit.

For the custom initialization scheme of Λ , we follow the empirical setting from LRU [24] that ensures $\exp(-\text{softplus}(\Lambda))$ is uniformly distributed in $[0.9, 0.999]$. This custom initialization helps yield better performance and stable training as shown in [24]. The input gate i_t can filter the input latent x_t . The recurrence state can mitigate the influence of irrelevant or noisy inputs and selectively focus on relevant information from the inputs and historical behaviors. Although linear recurrence values can depend only linearly on previous elements, the stacking of linear recurrent layers separated by non-linearities allows for a non-linear dependence on the past. In this sense, the non-linear depth of a linear recurrent network is the number of layers rather than the sequence length. Stacking gated LRU layers allows for rich non-linear dependence on previous events while still taking advantage of fast parallel sequence evaluation.

3.3 Hardware-Aware Parallel Scan

Previous linear recurrent units have efficiency constraints that the learnable parameters need to be independent of the inputs of different time steps to perform efficient computation. Moreover, to perform eigendecomposition of the diagonal matrix A in Equation 5, the parameters of LRUs must be complex-valued. This complex-value constraint introduces additional parameters without improving performance. Since we have to discard the previous

training scheme in LRUs and use real-valued parameters, we employ a hardware-aware parallel scan algorithm to achieve efficient parallelizable training for our BD-LRUs.

Since modern deep learning accelerators like GPUs are only optimized for operators like matrix multiplications and convolutions, we develop an efficient custom CUDA kernel for our BD-LRUs, implemented in OpenAI's Triton [38], which is a language and compiler for GPU programming and parallel computing. Our hardware-aware algorithm is based on scans [2, 22, 32]. It has been shown in [20] that there exist algorithms for parallel scans when \oplus is associative, *i.e.*, $(a \oplus b) \oplus c = a \oplus (b \oplus c)$. Given a binary associative operator \oplus and a sequence of n elements $a_{1:n}$, the scan operation is defined as:

$$\text{Scan}(\oplus, a_{1:n}) = [a_1, (a_2 \oplus a_1), \dots, (a_n \oplus \dots \oplus a_2 \oplus a_1)]. \quad (9)$$

The first-order recurrence is defined as Equation 5, where both element-wise multiplication and addition are associative operators (*i.e.*, $(a \odot b) \odot c = a \odot (b \odot c)$ and $(a + b) + c = a + (b + c)$). For simplicity, we express it in:

$$h_t = \begin{cases} c_1 & \text{if } t = 1 \\ c_t \bullet h_{t-1} & \text{if } 1 < t \leq T, \end{cases} \quad (10)$$

where c_t is defined as:

$$c_t = \begin{cases} \beta'_1 & \text{if } t = 1 \\ (\alpha_t, \beta'_t) & \text{if } 1 < t \leq T, \end{cases} \quad (11)$$

when $t > 1$, c_t is an ordered pair. We use β'_t to denote $\beta_t \odot x_t$ for simplicity. And the binary operator \bullet is defined as:

$$\begin{aligned} c_2 \bullet c_1 &= (\alpha_2, \beta'_2) \bullet \beta'_1 = \alpha_2 \odot \beta'_1 + \beta'_2 \\ c_{t+1} \bullet c_t &= (\alpha_{t+1}, \beta'_{t+1}) \bullet (\alpha_t, \beta'_t) \\ &= (\alpha_{t+1} \odot \alpha_t, \alpha_{t+1} \odot \beta'_t + \beta'_{t+1}) \quad (1 < t < T) \end{aligned} \quad (12)$$

Therefore, we can derive that:

$$h_t = c_t \bullet \dots \bullet c_2 \bullet c_1. \quad (13)$$

Since the binary operator \bullet has been shown to be associative in [2], we do not need to compute the hidden representations H sequentially, but use the scan operation in Equation 9:

$$\begin{aligned} H &= [h_1, h_2, \dots, h_T] \\ &= \text{Scan}(\bullet, c_{1:T}) \\ &= [c_1, (c_2 \bullet c_1), \dots, (c_T \bullet \dots \bullet c_2 \bullet c_1)]. \end{aligned} \quad (14)$$

Our parallel scan algorithm can be demonstrated in Figure 3 using two perfect binary trees, which is a case of the sequence length $T = 8$. For simplicity, $c_{l,r}$ denotes $c_l \bullet c_{l-1} \bullet \dots \bullet c_{r+1} \bullet c_r$. We initialize all the leaves of Tree1 with c_8, \dots, c_1 and the root of Tree2 with 1. After initialization, we perform an up-sweep on Tree1, then a down-sweep on Tree2, updating the nodes according to the following rules:

$$\begin{aligned} \text{Tree1}[v] &= \text{Tree1}[L[v]] \bullet \text{Tree1}[R[v]] \\ \text{Tree2}[R[v]] &= \text{Tree2}[v] \\ \text{Tree2}[L[v]] &= \text{Tree1}[R[v]] \bullet \text{Tree2}[v] \end{aligned} \quad (15)$$

where v denotes a node in Tree1 or Tree2, $L[v]$ denotes the left child, and $R[v]$ denotes the right child of v . After sweeping the binary trees, the hidden representations H in Equation 14 are computed

efficiently. In contrast to serial scan, computing the hidden representations in a sequential manner, with each step depending on the result of the previous step, parallel scan enables parallelizable computation across time steps, significantly enhancing efficiency.

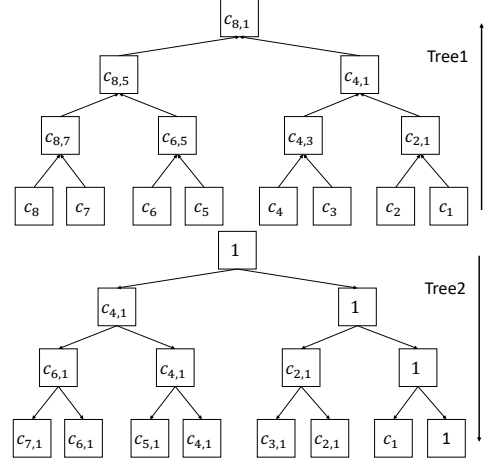


Figure 3: Parallel scan for computing hidden representations.

Embedding Padding. In real-world scenarios, the lengths of user behavior sequences can vary significantly. We often need to pad these sequences to achieve a uniform length for efficient and consistent processing. Moreover, our BD-LRUs with parallel scans require sequence lengths to be powers of two to build perfect binary trees for parallelizable training. To address this, a dynamic padding strategy should be employed, which involves determining the maximum sequence length, finding the nearest power of two greater than or equal to it, and padding all sequences to that length. We deviate from the conventional approach of sequence padding and instead leverage embedding padding. Since parallel scans are exclusively performed within the core BD-LRUs, for the remaining convolutional and fully connected layers, padded sequence lengths introduce unnecessary computational costs. Therefore, strategically apply embedding padding only to the hidden representations H immediately before each BD-LRU, and after the BD-LRU, we truncate the hidden representations H to the original length. This approach proves more efficient compared to sequence padding. Notably, we employ left-padding with zeros to preserve the chronological information within the behavior embeddings.

Algorithm Efficiency. We implement a custom CUDA kernel for the hardware-aware parallel scan algorithm to achieve high efficiency for GPU acceleration. The kernel unlocks parallel execution for training BD-LRUs on GPUs. This significantly reduces the time complexity by leveraging multiple GPU processors simultaneously. Furthermore, by employing embedding padding, we further optimize the computation, avoiding unnecessary operations and improving the overall efficiency of the algorithm.

4 EXPERIMENTS

In this section, we present our experimental setup, and the results to demonstrate the efficacy and efficiency of our proposed model against several state-of-the-art baselines. We conduct extensive

Table 1: Performance comparison on five datasets. The best results are highlighted in bold, and the second-best are underlined. The relative improvements in comparison to the best baselines are indicated as Improv. The symbol * indicates a statistically significant improvement of RecBLR over the best baseline with p -value < 0.01 .

Datasets	Metric	FPMC	Caser	NARM	GRU4Rec	SASRec	BERT4Rec	FMLP-Rec	LRURec	RecBLR	Improv.
ML-1M	HR@10	0.1760	0.2399	0.2836	0.2937	0.2993	0.2950	0.2732	<u>0.3057</u>	0.3285*	7.46%
	NDCG@10	0.0933	0.1283	0.1597	0.1638	0.1692	0.1664	0.1416	<u>0.1772</u>	0.1901*	7.28%
	MRR@10	0.0682	0.0944	0.1220	0.1245	0.1294	0.1273	0.1056	<u>0.1380</u>	0.1478*	7.10%
	HR@20	0.2584	0.3457	0.3841	0.4013	0.4053	0.3978	0.3861	<u>0.4078</u>	0.4336*	6.33%
	NDCG@20	0.1140	0.1550	0.1851	0.1911	0.1958	0.1922	0.1672	<u>0.2030</u>	0.2161*	6.45%
	MRR@20	0.0739	0.1017	0.1290	0.1320	0.1367	0.1343	0.1126	<u>0.1451</u>	0.1547*	6.62%
Gowalla	HR@10	0.0735	0.0747	0.0983	0.0953	<u>0.1202</u>	0.1033	0.1152	0.1189	0.1248*	3.83%
	NDCG@10	0.0415	0.0438	0.0528	0.0513	0.0565	0.0537	0.0569	<u>0.0574</u>	0.0601*	4.70%
	MRR@10	0.0318	0.0335	0.0391	0.0380	0.0370	0.0386	0.0379	<u>0.0387</u>	0.0405*	4.65%
	HR@20	0.1067	0.1109	0.1472	0.1415	<u>0.1785</u>	0.1541	0.1726	0.1741	0.1837*	2.91%
	NDCG@20	0.0498	0.0519	0.0651	0.0629	0.0712	0.0664	<u>0.0714</u>	0.0713	0.0751*	5.18%
	MRR@20	0.0340	0.0367	0.0424	0.0411	0.0410	0.0421	0.0421	<u>0.0425</u>	0.0445*	4.71%
Steam	HR@10	0.1171	0.1369	0.1315	0.1327	0.1391	0.1366	0.1305	<u>0.1397</u>	0.1421*	1.72%
	NDCG@10	0.0591	0.0675	0.0664	0.0698	0.0705	0.0700	0.0673	<u>0.0710</u>	0.0745*	4.93%
	MRR@10	0.0417	0.0468	0.0470	0.0509	<u>0.0511</u>	0.0510	0.0484	0.0504	0.0544*	6.46%
	HR@20	0.1670	0.2062	0.1945	0.2004	0.2026	0.2016	0.1919	<u>0.2054</u>	0.2116*	3.02%
	NDCG@20	0.0716	0.0850	0.0823	0.0869	0.0873	0.0871	0.0828	<u>0.0876</u>	0.0923*	5.37%
	MRR@20	0.0450	0.0516	0.0513	0.0556	<u>0.0557</u>	0.0554	0.0526	0.0550	0.0593*	6.46%
Beauty	HR@10	0.0559	0.0582	0.0627	0.0606	<u>0.0829</u>	0.0780	0.0798	0.0759	0.0881*	6.27%
	NDCG@10	0.0309	0.0318	0.0333	0.0332	<u>0.0409</u>	0.0399	0.0407	0.0393	0.0446*	9.05%
	MRR@10	0.0234	0.0239	0.0247	0.0249	0.0281	0.0262	<u>0.0288</u>	0.0280	0.0313*	8.68%
	HR@20	0.0825	0.0885	0.0899	0.0858	<u>0.1163</u>	0.1082	0.1159	0.1107	0.1243*	6.88%
	NDCG@20	0.0376	0.0384	0.0405	0.0395	0.0494	0.0459	<u>0.0497</u>	0.0480	0.0538*	8.25%
	MRR@20	0.0252	0.0262	0.0267	0.0266	0.0304	0.0286	<u>0.0312</u>	0.0304	0.0338*	8.33%
Sports	HR@10	0.0301	0.0310	0.0333	0.0318	<u>0.0477</u>	0.0459	0.0474	0.0464	0.0500*	4.82%
	NDCG@10	0.0157	0.0162	0.0170	0.0164	0.0225	0.0208	0.0229	<u>0.0230</u>	0.0238*	3.48%
	MRR@10	0.0114	0.0115	0.0121	0.0117	0.0148	0.0129	0.0154	<u>0.0159</u>	0.0161*	1.26%
	HR@20	0.0464	0.0475	0.0519	0.0494	0.0691	0.0685	<u>0.0696</u>	0.0671	0.0735*	5.60%
	NDCG@20	0.0198	0.0206	0.0216	0.0208	0.0282	0.0263	<u>0.0285</u>	0.0283	0.0297*	4.20%
	MRR@20	0.0125	0.0127	0.0133	0.0129	0.0163	0.0143	0.0169	<u>0.0173</u>	0.0175*	1.16%

experiments to answer the following research questions: **RQ1:** How does RecBLR perform against various sequential recommendation baselines? **RQ2:** What is the efficiency and scalability performance of RecBLR? **RQ3:** How different components of RecBLR contribute to its recommendation performance and efficiency? **RQ4:** How do different hyperparameter settings affect RecBLR?

4.1 Experimental Setup

Datasets. We choose the following public datasets for experiments: **MovieLens-1M** [10] is a widely-used dataset consists of 1 million movie rating. **Gowalla** [4] contains location check-ins from users of the Gowalla location-based social network. We also included **Steam** [16], which is crawled from an online video game distribution platform. **Amazon-Beauty** and **Amazon-Sports** [23] contain product ratings and reviews for the Beauty and Sports categories from Amazon. **XLong** [27] is dataset from the Alibaba e-commerce platform with long user behavior sequences. We sample 5000 users from the original XLong dataset and use the reduced dataset for

assessing efficiency and scalability. We create a user interaction sequence for each user by chronologically sorting their interaction behaviors based on timestamps. Following the approach adopted in previous studies [16], we exclude users and items with fewer than five recorded interactions. Table 2 summarizes the statistics of the datasets after preprocessing.

Table 2: Statistics of the experimented datasets.

Dataset	# Users	# Items	# Interactions	Avg. Length
ML-1M	6,040	3,416	999,611	165.5
Gowalla	64,115	164,533	2,018,421	31.5
Steam	25,389	4,090	328,378	12.9
Beauty	22,363	12,101	198,502	8.9
Sports	35,598	18,357	296,337	8.3
XLong	5,000	329,722	66,822,348	785.9

Baselines. We compare the performance of RecBLR with several sequential recommendation baselines: **FPMC** [28] combines Markov chains and matrix factorization to provide better recommendations.

Caser [36] employs horizontal and vertical convolutions to learn user preferences and sequential patterns. **GRU4Rec** [14] utilizes Gated Recurrent Units [5] to model user interactions and predict the next likely items of interest. **NARM** [21] is an RNN-based model with the attention mechanism using local and global encoders. **SASRec** [16] is a unidirectional Transformer-based model that leverages self-attention to adaptively capture user preferences from their behavior sequences. **BERT4Rec** [34] is a bidirectional Transformer-based model using Transformer encoders to model user behavior sequences. **FMLP-Rec** [45] is a recommendation model based on multilayer perceptron with learnable filters using Fast Fourier Transform. **LRURec** [43] is an RNN-based recommendation model with complex-valued Linear Recurrent Units [24].

Evaluation Metrics. To assess the recommendation performance of all models, we employ three common metrics: Hit Ratio (HR), Normalized Discounted Cumulative Gain (NDCG), and Mean Reciprocal Rank (MRR). For each metric, we consider the top- K recommendation with a cutoff at K , denoted as $HR@K$, $NDCG@K$, and $MRR@K$. We evaluate these metrics at $K = 10$ and $K = 20$.

Implementation Details. Our default model architecture utilizes two behavior modeling layers. We optimize the model using the Adam optimizer [17] with a learning rate of 0.001. A batch size of 2048 is used for training, and 4096 for evaluation. For the XLong dataset specifically, we use a smaller batch size of 512 for training and 1024 for evaluation. Training stops early if validation $NDCG@10$ fails to improve for 10 consecutive epochs. All models leverage an embedding dimension of 64. The maximum sequence length is set based on the average user interaction length: 1000 for XLong, 200 for MovieLens-1M, 100 for Gowalla, and 50 for other datasets. We refer to a commonly used recommendation library RecBole [44] for further implementation details. Our baseline models are also implemented and evaluated based on RecBole to make a fair comparison.

4.2 Overall Performance (RQ1)

Table 1 presents the overall performance of RecBLR compared to eight baselines on five datasets. According to the experimental results, Transformer-based models, i.e., SASRec and BERT4Rec, demonstrate superior performance compared to CNN-based Caser and traditional RNN-based NARM and GRU4Rec. FMLP-Rec achieves competitive results on smaller, sparser datasets like Amazon-Beauty, and Amazon-Sports, but remains generally weaker than Transformer-based models and LRURec. Since the linear recurrent unit (LRU) is an improved RNN variant, LRU-based LRURec and RecBLR have significantly better performance than traditional RNN-based models and achieve competitive results with Transformer models. The experimental results also reveal several key insights for our RecBLR:

- RecBLR outperforms various baselines across all metrics and datasets. This demonstrates that our design significantly improves recommendation accuracy for users, regardless of the data platform.
- The improvements are more pronounced on larger datasets with richer user-item interactions and more extensive user behavior histories. For instance, the MovieLens-1M dataset, which has dense interactions and relatively long interaction sequences,

exhibits the most significant performance gains. In contrast, performance gains are more modest for sparser datasets with shorter sequences, such as Steam and Amazon-sports datasets.

- The improvements in the metrics of NDCG and MRR are typically greater than those in HR. This is because NDCG and MRR are rank-aware metrics, while HR is not. Consequently, RecBLR excels in ranking, leading to more precise recommendations where users' preferred items appear at higher rankings.

4.3 Efficiency and Scalability Study (RQ2)

For a fair comparison, all experiments in this paper are conducted on a single Nvidia A100 GPU with 40GB of memory. We choose the XLong dataset with a sequence length of approximately 800 for scalability and efficiency study. Due to scalability constraints, we only conduct experiments on selected strong baselines SASRec, LRURec, and our RecBLR¹. The results are shown in Table 4. Both LRU-based models RecBLR and LRURec significantly outperform Transformer-based SASRec because the designed parameterizations of LRUs ensure stability and the ability to avoid vanishing gradients and handle long-range dependencies [24, 37]. RecBLR achieves the best performance among the three models by leveraging its BD-LRUs and gating mechanisms.

Efficiency of Different Sequence Lengths. We evaluate the impact on efficiency and scalability across varying maximum sequence lengths for XLong. Figure 4 illustrates how the GPU memory cost and training/inference time per epoch escalate as the maximum sequence length increases. RecBLR excels in both GPU memory usage and training/inference time, particularly for longer sequences. SASRec suffers from the quadratic complexity of its attention mechanisms, leading to rapidly increasing memory usage and training/inference time. While both RecBLR and LRURec enjoy fast inference speeds due to their recurrent nature, LRURec's training time is considerably longer than RecBLR, especially when the maximum sequence length is 700. Although LRURec has a parallelizable training scheme, its efficiency suffers due to its incorporation of non-linearity and sequence padding. The parallelizable training of LRURec and RecBLR requires sequences with lengths that are powers of two. However, the sequence padding (from 700 to 1024) used in LRURec inflates computational cost, whereas RecBLR employs an embedding padding scheme, incurring fewer additional computations. RecBLR's efficiency advantage stems from its efficient parallel scan algorithm and embedding padding strategy. This advantage becomes more pronounced with longer sequences, making RecBLR well-suited for real-world applications involving lifelong user behavior sequences and evolving user interests.

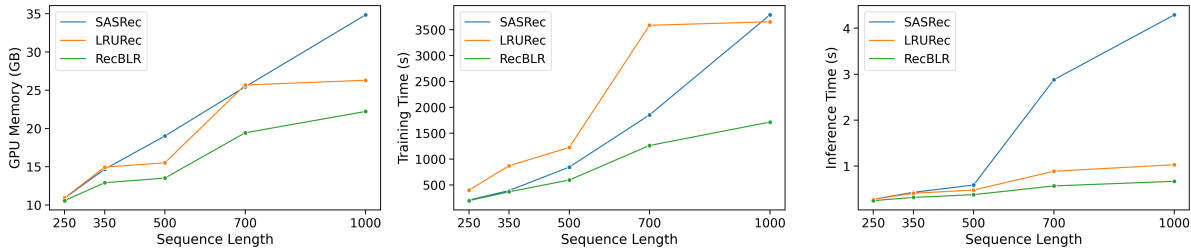
4.4 Ablation Study (RQ3)

To understand how different components contribute to RecBLR's performance, we conduct an ablation study. We evaluate RecBLR variants with the following modifications: **Single User Modeling Layer:** Reduced the user modeling layers from two to one. **BD-LRU**

¹Training other RNN-based models, BERT4Rec, and FMLP-Rec is computationally impractical due to their slow speeds or GPU memory requirements exceeding the available 40GB.

Table 3: Performance comparison of the variants of RecBLR.

Variants	Metric	ML-1M	Gowalla	Steam	Amazon-Beauty	Amazon-Sports
		HR / NDCG	HR / NDCG	HR / NDCG	HR / NDCG	HR / NDCG
Default	@10	0.3285 / 0.1901	0.1248 / 0.0601	<u>0.1421 / 0.0745</u>	0.0881 / 0.0446	0.0500 / 0.0238
	@20	0.4336 / 0.2161	0.1837 / 0.0751	<u>0.2116 / 0.0923</u>	0.1243 / 0.0538	0.0735 / 0.0297
Single Recurrent Layer	@10	0.3127 / 0.1802	0.1240 / 0.0585	0.1434 / 0.0741	0.0808 / 0.0403	<u>0.0483 / 0.0229</u>
	@20	0.4227 / 0.2079	0.1830 / 0.0734	0.2104 / 0.0911	0.1169 / 0.0494	<u>0.0714 / 0.0287</u>
BD-LRU Only	@10	0.3010 / 0.1695	0.1199 / 0.0579	0.1392 / 0.0703	0.0840 / 0.0405	0.0454 / 0.0223
	@20	0.4007 / 0.1947	0.1805 / 0.0732	0.2076 / 0.0876	0.1212 / 0.0499	0.0698 / 0.0285
w/o Conv1D	@10	0.3245 / 0.1855	<u>0.1241 / 0.0599</u>	0.1418 / 0.0754	0.0843 / 0.0433	0.0480 / 0.0228
	@20	0.4301 / 0.2121	<u>0.1835 / 0.0749</u>	0.2117 / 0.0931	<u>0.1211 / 0.0527</u>	0.0697 / 0.0284
w/o PFFN	@10	0.3139 / 0.1780	0.1209 / 0.0576	0.1404 / 0.0728	0.0840 / 0.0425	0.0480 / 0.0227
	@20	0.4172 / 0.2042	0.1775 / 0.0718	0.2066 / 0.0893	0.1209 / 0.0518	0.0705 / 0.0282
w/o Custom Initialization	@10	<u>0.3263 / 0.1894</u>	0.1188 / 0.0572	0.1414 / 0.0741	0.0834 / 0.0427	0.0479 / 0.0223
	@20	<u>0.4329 / 0.2151</u>	0.1744 / 0.0712	0.2100 / 0.0915	0.1180 / 0.0514	0.0703 / 0.0281

**Figure 4: GPU memory, training time, and inference time per epoch on XLong with different sequence lengths.****Table 4: Performance comparison on XLong with long user behavior sequences.**

Models	XLong			
	HR@10	NDCG@10	HR@20	NDCG@20
SASRec	0.1946	0.1507	0.2066	0.1538
LRURec	0.2576	0.2571	0.2586	0.2573
RecBLR	0.2696	0.2675	0.2708	0.2678

Only: Replaced the gated recurrent layer with a basic Behavior-Dependent Linear Recurrent Unit (BD-LRU), lacking linear projections, gating mechanisms, and causal convolutions. **Without Conv1D:** Removed the unidirectional causal Conv1D layer from the gated recurrent layer. **Without PFFN:** Removed the position-wise feedforward network (PFFN). **Without Custom Initialization:** Replaced the custom LRU parameter initialization with random initialization. Table 3 shows the performance comparison between the default RecBLR and its variants. We have the following observations and conclusions: **Generalizability:** The default RecBLR achieves the best performance across most datasets, demonstrating strong generalization capabilities. **Number of User Modeling Layers:** While a single user modeling layer maintains decent performance, there is a trade-off between the number of layers and computational efficiency. A single layer can significantly improve training and inference speed. **Importance of Gated Recurrent**

Layer: The BD-LRU-only variant, removing linear projections and gating mechanisms in the gated recurrent layer, demonstrates the importance of these components in enhancing the BD-LRU’s user behavior modeling capabilities. **Impact of Conv1D:** Removing the Conv1D layer, which captures temporal dependencies in sequential data, leads to slight performance degradation on most datasets except the Steam dataset, which may be due to the limited size and distribution of Steam. **Impact of PFFN:** The PFFN contributes to behavior modeling regardless of the underlying operator (LRU or attention mechanisms) in the behavior modeling layer. Removing the PFFN consistently reduces performance. **LRU Initialization:** The custom initialization scheme commonly used in LRUs [24], plays a crucial role in enhancing the performance, especially for larger datasets like MovieLens-1M. Using random initialization yields lower performance.

Efficiency Ablation Study. To evaluate the computational efficiency of different scan and padding approaches, we conduct experiments comparing the training time per epoch for serial scan, parallel scan with sequence padding, and our proposed parallel scan with embedding padding. The serial scan computes the hidden representations of linear recurrent units sequentially, as each step depends on the result of the previous step. We employ sequence lengths of 200, 100, and 257 for MovieLens-1M, Gowalla, and XLong datasets, respectively. Due to the constraints of our parallel scan,

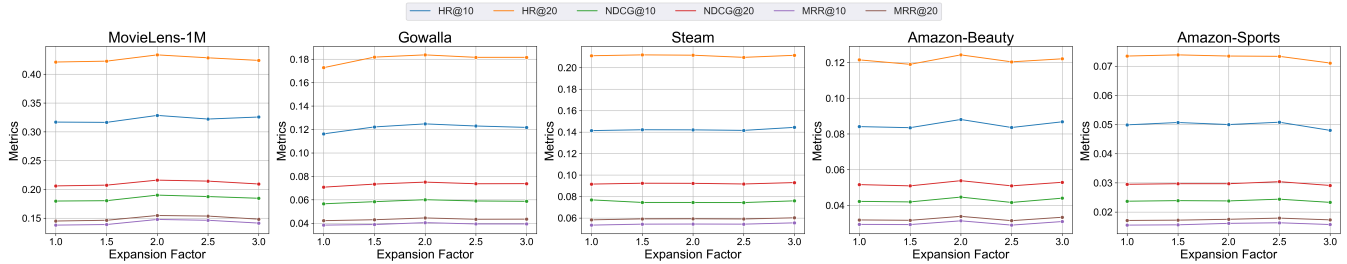


Figure 5: Influence of the expansion factor on various metrics.

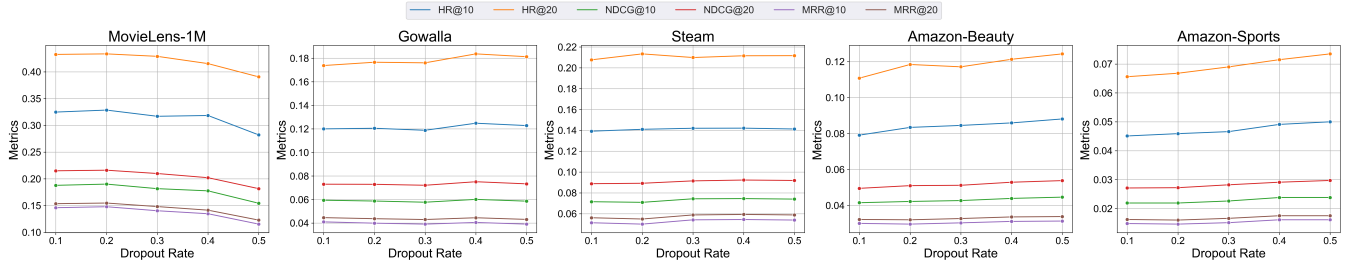


Figure 6: Influence of the dropout rate on various metrics.

Table 5: Training time per epoch on MovieLens-1M, Gowalla, and XLong datasets with different scan and padding schemes.

Scan Algorithm	ML-1M	Gowalla	XLong
Serial Scan	1022s	908s	5958s
Parallel Scan w/ SP	75s	103s	595s
Parallel Scan w/ EP	61s	91s	263s

padding of 56, 28, and 255 elements are added to the original sequence or embedding lengths of 200, 100, and 257, respectively. Table 5 demonstrates that parallel scan significantly reduces training time compared to the traditional serial scan. Additionally, our proposed embedding padding approach yields more time savings compared to sequence padding. This benefit becomes more pronounced with longer extra padded lengths, particularly evident on XLong with an extra padded length of 255, which represents an extreme case for padding.

4.5 Hyperparameter Sensitivity (RQ4)

We conduct the hyperparameter analysis to assess the sensitivity of RecBLR’s to the expansion factor and the dropout rate.

Expansion Factor. The expansion factor plays a crucial role in controlling the dimensionality of the hidden representations within the gated recurrent layer. A higher expansion factor can potentially improve the model’s ability to capture complex patterns and dependencies in the data, but it may also increase the computational requirements and the risk of overfitting. As shown in Figure 5, an expansion factor of 2 often yields optimal performance across various datasets. Consequently, for practical purposes, we adopt a default expansion factor of 2 for the experiments.

Dropout Rate. We have experimented with various dropout rates across different datasets (Figure 6). We observe that selecting a

higher dropout rate yields better performance for sparser datasets. For instance, the MovieLens-1M dataset, exhibiting relatively high sparsity, achieves optimal performance with a dropout rate of 0.2. Similarly, a dropout rate of 0.4 yields the best results for the Gowalla and Steam datasets. The sparse Amazon-Beauty and Amazon-Sports datasets achieve the highest performance at a dropout rate of 0.5. These observations suggest that considering the dataset’s sparsity is crucial when selecting dropout rates.

5 RELATED WORK

In this section, we introduce the sequential recommendation task and discuss efficient sequence modeling approaches. We also highlight the promising role of efficient sequence modeling approaches in advancing the field of recommendation systems.

5.1 Sequential Recommendation

Sequential recommendation has undergone rapid advancements in recent years. Early approaches Markov Chains (MCs) with matrix factorization [28] to model user preferences based on historical interactions. Recently, deep learning methods have significantly enhanced the expressivity of sequential recommendation systems. Earlier neural approaches adopting Convolutional Neural Networks [36] and Recurrent Neural Networks (RNNs) [14, 21] pioneer the application of neural network in sequence recommendation. Transformer-based architectures have become dominant due to their self-attention mechanism, which captures complex item relationships and improves accuracy. Additionally, the parallelizable nature of attention addresses the efficiency concerns of RNNs. While Transformers offer high accuracy, research continues to optimize inference efficiency. Alternative approaches, such as MLP-based models like FMLP-Rec [45] and LRURec [43] based on linear recurrent units (LRUs), offer a balance between accuracy and efficiency. In our work, we further enhance the accuracy

and efficiency of LRU-based recommendation models by utilizing real-valued behavior-dependent LRUs and hardware-efficient algorithms.

5.2 Efficient Sequence Modeling

To address the dilemma of performance, training efficiency, and inference efficiency in sequence modeling, various approaches have been proposed such as linear attention, linear RNNs, and state space models (SSMs). Recently, linear RNNs and SSMs have achieved both efficiency and effectiveness. SSMs (e.g., S4 [9], S5 [32], Mamba [8]) have been widely adopted as alternatives to traditional RNNs, CNNs, and Transformers in general sequence modeling tasks. Inspired by the success of SSMs, Linear Recurrent Units [24] reinvent RNNs, using linearization, diagonalization, stable exponential parameterization, and custom initialization to create RNN-based models with both strong performance and good efficiency. Within the recommendation domain, LRURec [43] pioneers the application of linear recurrent units. However, there remains significant potential for exploring and adapting efficient sequence modeling approaches for sequential recommendation tasks. In our approach, we explore adapting LRUs for sequential recommendation. We employ real-valued LRUs with gating mechanisms to enhance their awareness and dependencies on user behavior. This enables our model to capture user behavior and preferences more effectively in recommendation tasks.

6 CONCLUSION

In this paper, we propose an effective and efficient sequential recommendation model RecBLR. By leveraging gating mechanisms and behavior-dependent linear recurrent units, it effectively captures users' evolving interests and behavior patterns, leading to accurate recommendations. The recurrent architecture of RecBLR enables fast inference, while our designed hardware-aware parallel scan algorithm facilitates efficient training. Extensive experiments on real-world datasets demonstrate RecBLR's superiority in both recommendation performance and computational efficiency, where RecBLR outperforms several competitive baselines based on CNNs, RNNs, and Transformers.

REFERENCES

- [1] Jimmy Lei Ba, Jamie Ryan Kiros, and Geoffrey E Hinton. 2016. Layer normalization. *arXiv preprint arXiv:1607.06450* (2016).
- [2] Guy E Blelloch. 1990. Prefix sums and their applications. (1990).
- [3] Xu Chen, Hongteng Xu, Yongfeng Zhang, Jiayi Tang, Yixin Cao, Zheng Qin, and Hongyuan Zha. 2018. Sequential recommendation with user memory networks. In *Proceedings of the eleventh ACM international conference on web search and data mining*. 108–116.
- [4] Eunjoon Cho, Seth A Myers, and Jure Leskovec. 2011. Friendship and mobility: user movement in location-based social networks. In *Proceedings of the 17th ACM SIGKDD international conference on Knowledge discovery and data mining*. 1082–1090.
- [5] Junyoung Chung, Caglar Gulcehre, KyungHyun Cho, and Yoshua Bengio. 2014. Empirical evaluation of gated recurrent neural networks on sequence modeling. *arXiv preprint arXiv:1412.3555* (2014).
- [6] Soham De, Samuel L Smith, Anushan Fernando, Aleksandar Botev, George Cristian-Muraru, Albert Gu, Ruba Haroun, Leonard Berrada, Yutian Chen, Srivatsan Srinivasan, et al. 2024. Griffin: Mixing Gated Linear Recurrences with Local Attention for Efficient Language Models. *arXiv preprint arXiv:2402.19427* (2024).
- [7] Daniel Y Fu, Tri Dao, Khaled K Saab, Armin W Thomas, Atri Rudra, and Christopher Ré. 2022. Hungry hungry hippos: Towards language modeling with state space models. *arXiv preprint arXiv:2212.14052* (2022).
- [8] Albert Gu and Tri Dao. 2023. Mamba: Linear-time sequence modeling with selective state spaces. *arXiv preprint arXiv:2312.00752* (2023).
- [9] Albert Gu, Karan Goel, and Christopher Ré. 2021. Efficiently modeling long sequences with structured state spaces. *arXiv preprint arXiv:2111.00396* (2021).
- [10] F Maxwell Harper and Joseph A Konstan. 2015. The movielens datasets: History and context. *Acm transactions on interactive intelligent systems (tiis)* 5, 4 (2015), 1–19.
- [11] Kaiming He, Xiangyu Zhang, Shaoqing Ren, and Jian Sun. 2016. Deep residual learning for image recognition. In *Proceedings of the IEEE conference on computer vision and pattern recognition*. 770–778.
- [12] Ruining He and Julian McAuley. 2016. Fusing similarity models with markov chains for sparse sequential recommendation. In *2016 IEEE 16th international conference on data mining (ICDM)*. IEEE, 191–200.
- [13] Dan Hendrycks and Kevin Gimpel. 2016. Gaussian error linear units (gelu). *arXiv preprint arXiv:1606.08415* (2016).
- [14] Balázs Hidasi, Alexandros Karatzoglou, Linas Baltrunas, and Domonkos Tikk. 2015. Session-based recommendations with recurrent neural networks. *arXiv preprint arXiv:1511.06939* (2015).
- [15] Sepp Hochreiter and Jürgen Schmidhuber. 1997. Long short-term memory. *Neural computation* 9, 8 (1997), 1735–1780.
- [16] Wang-Cheng Kang and Julian McAuley. 2018. Self-attentive sequential recommendation. In *2018 IEEE international conference on data mining (ICDM)*. IEEE, 197–206.
- [17] Diederik P Kingma and Jimmy Ba. 2014. Adam: A method for stochastic optimization. *arXiv preprint arXiv:1412.6980* (2014).
- [18] James Kirkpatrick, Razvan Pascanu, Neil Rabinowitz, Joel Veness, Guillaume Desjardins, Andrei A Rusu, Kieran Milan, John Quan, Tiago Ramalho, Agnieszka Grabska-Barwinska, et al. 2017. Overcoming catastrophic forgetting in neural networks. *Proceedings of the national academy of sciences* 114, 13 (2017), 3521–3526.
- [19] Alex Krizhevsky, Ilya Sutskever, and Geoffrey E Hinton. 2012. Imagenet classification with deep convolutional neural networks. *Advances in neural information processing systems* 25 (2012).
- [20] Richard E Ladner and Michael J Fischer. 1980. Parallel prefix computation. *Journal of the ACM (JACM)* 27, 4 (1980), 831–838.
- [21] Jing Li, Pengjie Ren, Zhumin Chen, Zhaochun Ren, Tao Lian, and Jun Ma. 2017. Neural attentive session-based recommendation. In *Proceedings of the 2017 ACM Conference on Information and Knowledge Management*. 1419–1428.
- [22] Eric Martin and Chris Cundy. 2017. Parallelizing linear recurrent neural nets over sequence length. *arXiv preprint arXiv:1709.04057* (2017).
- [23] Julian McAuley, Christopher Targett, Qinfeng Shi, and Anton Van Den Hengel. 2015. Image-based recommendations on styles and substitutes. In *Proceedings of the 38th international ACM SIGIR conference on research and development in information retrieval*. 43–52.
- [24] Antonio Orvieto, Samuel L Smith, Albert Gu, Anushan Fernando, Caglar Gulcehre, Razvan Pascanu, and Soham De. 2023. Resurrecting recurrent neural networks for long sequences. In *International Conference on Machine Learning*. PMLR, 26670–26698.
- [25] Keiron O'shea and Ryan Nash. 2015. An introduction to convolutional neural networks. *arXiv preprint arXiv:1511.08458* (2015).
- [26] Prajit Ramachandran, Barret Zoph, and Quoc V Le. 2017. Searching for activation functions. *arXiv preprint arXiv:1710.05941* (2017).
- [27] Kan Ren, Jiarui Qin, Yuchen Fang, Weinan Zhang, Lei Zheng, Weijie Bian, Guorui Zhou, Jian Xu, Yong Yu, Xiaoqiang Zhu, et al. 2019. Lifelong sequential modeling with personalized memorization for user response prediction. In *Proceedings of the 42nd International ACM SIGIR Conference on Research and Development in Information Retrieval*. 565–574.
- [28] Steffen Rendle, Christoph Freudenthaler, and Lars Schmidt-Thieme. 2010. Factorizing personalized markov chains for next-basket recommendation. In *Proceedings of the 19th international conference on World wide web*. 811–820.
- [29] Monika Schak and Alexander Geppert. 2019. A study on catastrophic forgetting in deep LSTM networks. In *Artificial Neural Networks and Machine Learning—ICANN 2019: Deep Learning: 28th International Conference on Artificial Neural Networks, Munich, Germany, September 17–19, 2019, Proceedings, Part II* 28. Springer, 714–728.
- [30] Noam Shazeer. 2019. Fast transformer decoding: One write-head is all you need. *arXiv preprint arXiv:1911.02150* (2019).
- [31] Alex Sherstinsky. 2020. Fundamentals of recurrent neural network (RNN) and long short-term memory (LSTM) network. *Physica D: Nonlinear Phenomena* 404 (2020), 132306.
- [32] Jimmy TH Smith, Andrew Warrington, and Scott W Linderman. 2022. Simplified state space layers for sequence modeling. *arXiv preprint arXiv:2208.04933* (2022).
- [33] Nitish Srivastava, Geoffrey Hinton, Alex Krizhevsky, Ilya Sutskever, and Ruslan Salakhutdinov. 2014. Dropout: a simple way to prevent neural networks from overfitting. *The journal of machine learning research* 15, 1 (2014), 1929–1958.
- [34] Fei Sun, Jun Liu, Jian Wu, Changhua Pei, Xiao Lin, Wenwu Ou, and Peng Jiang. 2019. BERT4Rec: Sequential recommendation with bidirectional encoder representations from transformer. In *Proceedings of the 28th ACM international conference on information and knowledge management*. 1441–1450.

- [35] Yutao Sun, Li Dong, Shaohan Huang, Shuming Ma, Yuqing Xia, Jilong Xue, Jianyong Wang, and Furu Wei. 2023. Retentive network: A successor to transformer for large language models. *arXiv preprint arXiv:2307.08621* (2023).
- [36] Jiaxi Tang and Ke Wang. 2018. Personalized top-n sequential recommendation via convolutional sequence embedding. In *Proceedings of the eleventh ACM international conference on web search and data mining*. 565–573.
- [37] Yi Tay, Mostafa Dehghani, Samira Abnar, Yikang Shen, Dara Bahri, Philip Pham, Jinfeng Rao, Liu Yang, Sebastian Ruder, and Donald Metzler. 2020. Long range arena: A benchmark for efficient transformers. *arXiv preprint arXiv:2011.04006* (2020).
- [38] Philippe Tillet, Hsiang-Tsung Kung, and David Cox. 2019. Triton: an intermediate language and compiler for tiled neural network computations. In *Proceedings of the 3rd ACM SIGPLAN International Workshop on Machine Learning and Programming Languages*. 10–19.
- [39] Ashish Vaswani, Noam Shazeer, Niki Parmar, Jakob Uszkoreit, Llion Jones, Aidan N Gomez, Łukasz Kaiser, and Illia Polosukhin. 2017. Attention is all you need. *Advances in neural information processing systems* 30 (2017).
- [40] Xu Xie, Fei Sun, Zhaoyang Liu, Shiwen Wu, Jinyang Gao, Jiandong Zhang, Bolin Ding, and Bin Cui. 2022. Contrastive learning for sequential recommendation. In *2022 IEEE 38th international conference on data engineering (ICDE)*. IEEE, 1259–1273.
- [41] An Yan, Shuo Cheng, Wang-Cheng Kang, Mengting Wan, and Julian McAuley. 2019. CosRec: 2D convolutional neural networks for sequential recommendation. In *Proceedings of the 28th ACM international conference on information and knowledge management*. 2173–2176.
- [42] Enming Yuan, Wei Guo, Zhicheng He, Huifeng Guo, Chengkai Liu, and Ruiming Tang. 2022. Multi-behavior sequential transformer recommender. In *Proceedings of the 45th international ACM SIGIR conference on research and development in information retrieval*. 1642–1652.
- [43] Zhenrui Yue, Yueqi Wang, Zhankui He, Huimin Zeng, Julian McAuley, and Dong Wang. 2024. Linear recurrent units for sequential recommendation. In *Proceedings of the 17th ACM International Conference on Web Search and Data Mining*. 930–938.
- [44] Wayne Xin Zhao, Shanlei Mu, Yupeng Hou, Zihan Lin, Yushuo Chen, Xingyu Pan, Kaiyuan Li, Yujie Lu, Hui Wang, Changxin Tian, et al. 2021. Recbole: Towards a unified, comprehensive and efficient framework for recommendation algorithms. In *proceedings of the 30th acm international conference on information & knowledge management*. 4653–4664.
- [45] Kun Zhou, Hui Yu, Wayne Xin Zhao, and Ji-Rong Wen. 2022. Filter-enhanced MLP is all you need for sequential recommendation. In *Proceedings of the ACM web conference 2022*. 2388–2399.