

# Implementation Of Dynamic De Bruijn Graphs Via Learned Index

Riccardo Nigrelli

June 19, 2024

## Abstract

*De Bruijn graphs are essential for sequencing data analysis and must be efficiently constructed and stored for large-scale population studies. They also need to be dynamic to allow updates such as adding or removing edges and nodes. Existing dynamic implementations include DynamicBOSS and dynamicDBG. In 2018, a new family of data structures called learned indexes was introduced by Tim Kraska and Alex Beutel, with a particularly efficient implementation proposed by Paolo Ferragina and Giorgio Vinciguerra in 2020. This paper presents a new method for implementing De Bruijn graphs using learned indexes and compares its performance with current implementations. The new method shows improved time and memory efficiency for edge and node insertions, particularly with large datasets (over 110 million  $k$ -mers).*

## Introduction

In the past two decades, genome assembly from vast amounts of DNA sequencing data has been a major computational challenge in molecular biology, recognized as an NP-hard problem [9]. Traditionally, long-read assembly algorithms use an overlap graph, where nodes represent reads and edges exist if there is sufficient overlap between reads. This method, however, struggles with the massive datasets produced by next-generation sequencing (NGS) technologies due to computational constraints and the short length of reads.

To address these limitations, many recent algorithms have shifted to using de Bruijn graphs [8, 10, 11, 12]. In a de Bruijn graph [2], each node represents a  $k$ -mer (a substring of length  $k$  from the reads), and edges denote exact overlaps of length  $k - 1$ . Although de Bruijn graphs can be constructed more efficiently than overlap graphs, they still require significant memory, making the overlap phase a bottleneck.

Recent advances in combining data structures with Machine Learning (ML) have introduced learned data structures [7], which replace traditional components like arrays and trees with ML models. This approach leverages data patterns to improve space efficiency and time performance across various applications.

The aim of this article is to present a new implementation of de Bruijn graphs using learned data structures, specifically starting with the PGM-Index [5], an efficient learned index [4]. The performance, in terms of time and memory, is then compared with existing dynamic implementations such as DynamicBOSS [1] and dynamicDBG [3].

## Methodology

Ferragina and Vinciguerra in [5] not only present the PGM-Index from a theoretical and computational perspective but also provide an implementation in C++. Therefore, it was decided to experimentally verify if this type of learned index, specifically the dynamic version, would be a valid starting point for the implementation of de Bruijn graphs.

This particular implementation of a dynamic learned index is used when indexing elements consisting of a key-value pair  $(k, v)$  contained within a vector. Indeed, the *Dynamic PGM-Index* is implemented as a parametric class in  $K$  and  $V$ , where  $K$  and  $V$  represent the types of the key and the value, respectively. The behavior of the main operations are the following:

- creation: This involves creating  $n$  empty levels up to the first level capable of containing all the elements of the input vector. A PGM-Index is then constructed and associated with this level.
- insertion: The correct insertion point within the first free level must be found so that the elements remain always sorted and the maximum capacity of the level is not violated.
- deletion: The key-value pair is inserted into the lowest level capable of containing it, assigning the *tombstone* to the value of the pair.
- search: Using the key of the pair  $(k, v)$ , a level-by-level scan is performed starting from the lowest one. For each level, it is checked whether a PGM-Index is associated with it. If so, the search is performed within the PGM-Index; otherwise, it is conducted on the level itself.

This type of learned index can be a good starting point for creating an abstraction of de Bruijn

graphs. However, the current implementation is very limiting. Interacting only with sets whose elements are key-value pairs is redundant for graphs since the value field would never be used. Therefore, it was decided to improve the following aspects of the current implementation: the ability to index vectors of single elements and not just key-value pairs, finding a memory-efficient method for handling deletions, and implementing a procedure to remove any duplicate and/or deleted elements.

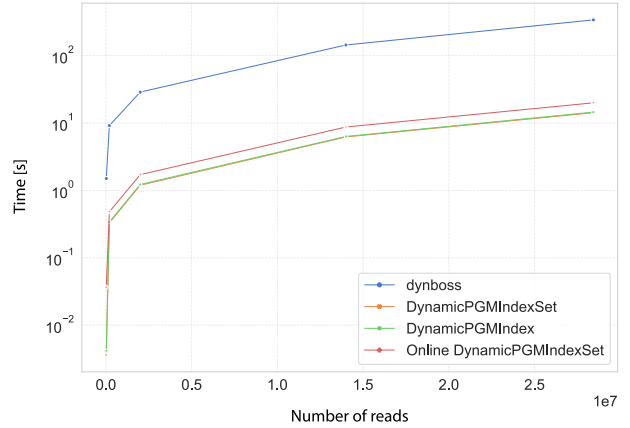
Additionally, it was decided to profile the heap memory during the creation process to observe the trends and identify any possible points for further optimization. It was found that at the end of the creation process, the memory contains both the index and the vector on which it was built. To resolve this issue, by utilizing the library offered by KMC [6], it was possible to develop an *online* index construction procedure.

## Evaluation

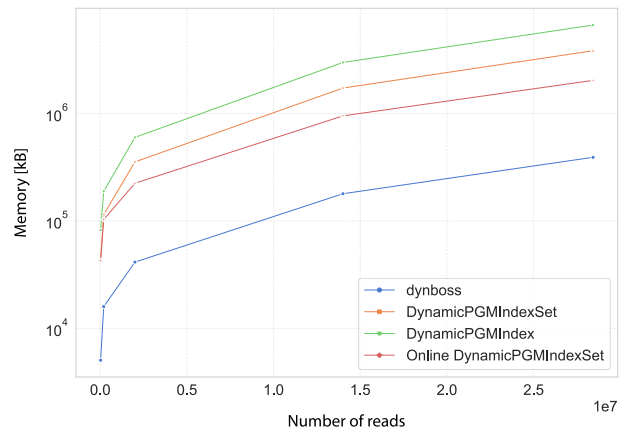
Once the implementation phase was completed, this new approach to implementing de Bruijn graphs was verified and validated. Performance analysis in terms of time and memory was conducted using the Dynamic PGM-Index Set on a real dataset, *E. Coli K-12 substr. MG1655*. Additionally, comparisons were made with existing literature implementations: DynamicBOSS [1] and standard Dynamic PGM-Index. The *E. Coli* dataset was chosen as it is commonly used by authors experimenting with DynamicBOSS. Unfortunately, comparison with dynamicDBG [3] was not possible as its runtime implementation encountered errors with any input dataset. Four subsets were generated from the initial dataset, comprising 20000, 200000, 2000000 and 14000000 reads.

For the creation operation, the complete dataset was used. For modification operations (insertions/deletions) and searches, datasets were divided into two parts: 80% for creating data structures and 20% for executing the operation. Performance analysis for search operations was also conducted following modifications to data structures. This involved inserting and/or deleting elements from a graph followed by search operations to verify that modification operations did not affect search operations.

- creation: The implementation based on sets shown better memory efficiency compared to the key-value pair-based approach, while having comparable time performance. DynamicBOSS, however, exhibited worse time performance across all datasets but proved the best solution in terms of memory (based solely on a BWT and bit vector). In Figure 1 are shown the results.
- insertion: DynamicBOSS could not be tested on



(a)

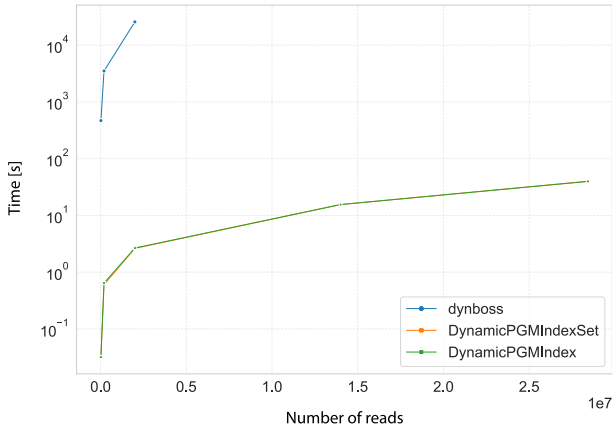


(b)

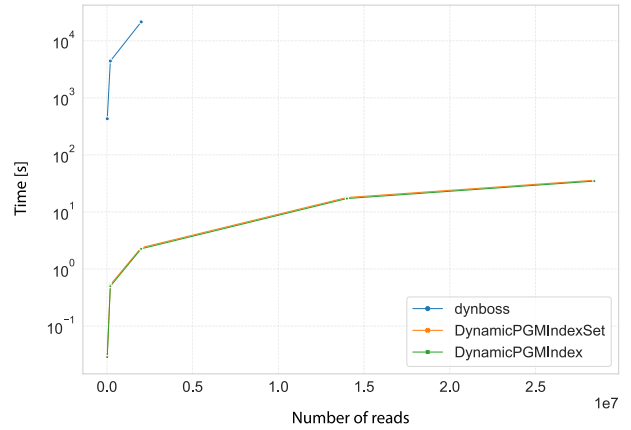
Figure 1: Creation of a de Bruijn graph as a function of the number of reads. Note that the y-axis scale is logarithmic. (a) Execution time (b) Peak memory usage.

larger datasets due to excessive execution time. Implementations based on PGM-Index, however, shown reasonable performance times across all datasets (just over half a minute on the largest dataset). In Figure 2 are shown the results.

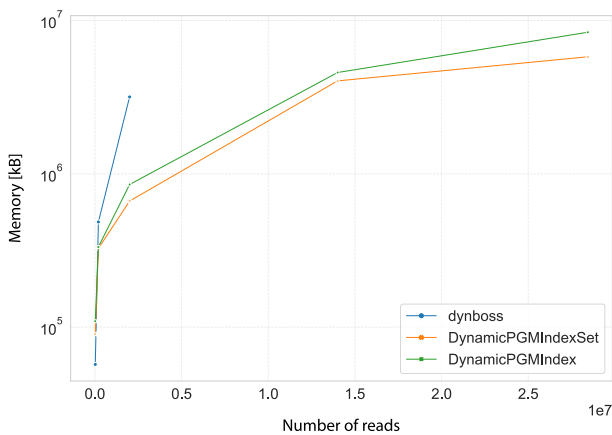
- deletion: Performance for deletion operations in PGM-Index-based implementations followed similar trends as insertion. Again, testing with DynamicBOSS could not be completed for the two largest datasets. In Figure 3 are shown the results.
- search: DynamicBOSS did not demonstrate competitive performance in either time or memory. PGM-Index-based implementations shown equivalent time performance, with single-element-based approaches prevailing in terms of memory. Performance analysis of search operations following insertions and/or deletions yielded similar times and memory usage as those observed



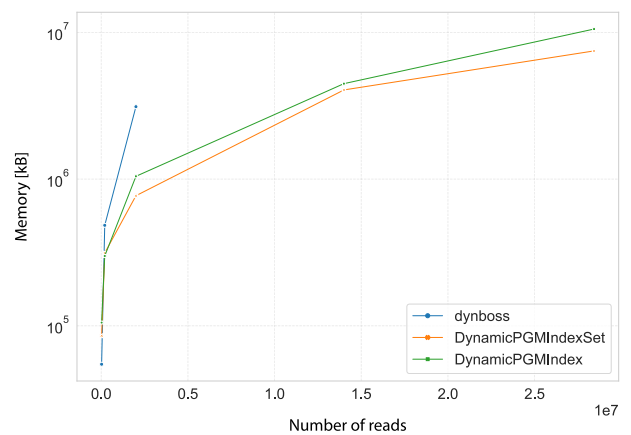
(a)



(a)



(b)



(b)

Figure 2: Insertions within a de Bruijn graph as a function of the number of reads. Note that the y-axis scale is logarithmic. (a) Execution time (b) Peak memory usage.

Figure 3: Deletions within a de Bruijn graph as a function of the number of reads. Note that the y-axis scale is logarithmic. (a) Execution time (b) Peak memory usage.

immediately after creation. In Figure 4 are shown the results.

## Conclusions and Future Works

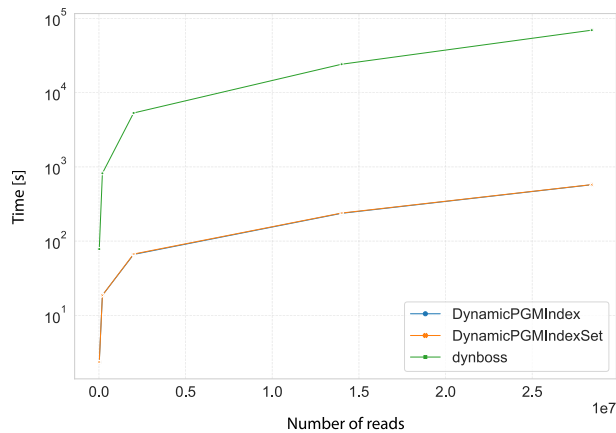
First and foremost, it should be highlighted that all the objectives set at the beginning of the project have been achieved. The implementation of the Dynamic PGM-Index Set data structure is derived from the implementation of the Dynamic PGM-Index, thus represented through a template to enable the indexing of vectors of any numeric type. Moreover, all possible operations have been tested through unit tests.

The implementation presented here proves to be a valid alternative to those currently available in the literature for the representation of dynamic de Bruijn graphs. In fact, it has been shown to be superior both in terms of time and memory efficiency for both modification operations and searches. The PGM-Index proved to be less efficient in terms of memory during

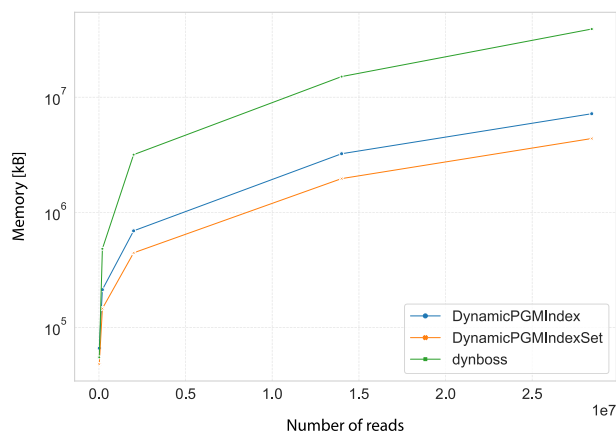
the creation process; however, despite this, it was still better in terms of time compared to DynamicBOSS.

The current implementation of the *Dynamic PGM-Index Set* leaves points still open. Some future developments could be:

1. extension of the representation of  $k$ -mers using the *Wide-integer* library to allow for  $k$  values up to 255, the maximum value in KMC. Currently, the implementation is limited to  $k$ -mers of length 31. For the extension, a method needs to be found to convert the KMC representation (a vector of up to four elements) into the corresponding type offered by *Wide-integer* for subsequent use in index construction;
2. implementation of a function to insert and/or delete a sorted set of  $k$ -mers without the need to iterate through it. One possible solution is to perform a *pairwise\_merge* of the set with the first  $i-1$  levels and use the result to build level  $i$ ,



(a)



(b)

Figure 4: Memberships within a de Bruijn graph as a function of the number of reads. Note that the y-axis scale is logarithmic. (a) Execution time (b) Peak memory usage.

where  $i$  is the first level that has sufficient space to contain the result of the merge;

- perform modifications and deletions of elements physically rather than logically. This could be implemented by locating the level containing the element to be modified or deleted, making the modification within the levels, and then reconstructing the associated PGM-Indexes. Another possibility is to clean the entire index to have a single level on which to perform the search, make the modification, and associate a new PGM-Index.

Another potential future development could be the feasibility analysis of using *Dynamic PGM-Indexes* for the representation of colored de Bruijn graphs. In this case, indexing key-value pairs is useful because a specific color is associated with each  $k$ -mer. If a  $k$ -mer can be associated with more than one color, a bitmask could be used as the value, where each bit represents a color.

## References

- [1] Bahar Alipanahi et al. “Succinct dynamic de Bruijn graphs”. In: *Bioinformatics* 37.14 (2021), pp. 1946–1952. DOI: 10 . 1093 / bioinformatics/btaa546.
- [2] Nicolaas Govert de Bruijn. “A combinatorial problem”. In: *Proc. Koninklijke Nederlandse Academie van Wetenschappen*. Vol. 49. 1946, pp. 758–764.
- [3] Victoria G. Crawford et al. “Practical dynamic de Bruijn graphs”. In: *Bioinformatics* 34.24 (2018), pp. 4189–4195.
- [4] Paolo Ferragina, Fabrizio Lillo, and Giorgio Vinciguerra. “Why Are Learned Indexes So Effective?” In: *Proceedings of the 37th International Conference on Machine Learning, ICML 2020, 13-18 July 2020, Virtual Event*. Vol. 119. Proceedings of Machine Learning Research. PMLR, 2020, pp. 3123–3132.
- [5] Paolo Ferragina and Giorgio Vinciguerra. “The PGM-index: a fully-dynamic compressed learned index with provable worst-case bounds”. In: *Proc. VLDB Endow.* 13.8 (2020), pp. 1162–1175.
- [6] Marek Kokot, Maciej Dlugosz, and Sebastian Deorowicz. “KMC 3: counting and manipulating k-mer statistics”. In: *Bioinform.* 33.17 (2017), pp. 2759–2761.
- [7] Tim Kraska et al. “The Case for Learned Index Structures”. In: *Proceedings of the 2018 International Conference on Management of Data, SIGMOD Conference 2018, Houston, TX, USA, June 10-15, 2018*. ACM, 2018, pp. 489–504.
- [8] Ruiqiang Li et al. “De novo assembly of human genomes with massively parallel short read sequencing”. In: *Genome research* 20.2 (2010), pp. 265–272.
- [9] Eugene W. Myers. “Toward Simplifying and Accurately Formulating Fragment Assembly”. In: *J. Comput. Biol.* 2.2 (1995), pp. 275–290.
- [10] Pavel A. Pevzner, Haixu Tang, and Michael S. Waterman. “An Eulerian path approach to DNA fragment assembly”. In: *Proceedings of the National Academy of Sciences* 98.17 (2001), pp. 9748–9753.
- [11] Jared T Simpson et al. “ABYSS: a parallel assembler for short read sequence data”. In: *Genome research* 19.6 (2009), pp. 1117–1123.
- [12] Daniel R Zerbino and Ewan Birney. “Velvet: algorithms for de novo short read assembly using de Bruijn graphs”. In: *Genome research* 18.5 (2008), pp. 821–829.