

DiffMM: Multi-Modal Diffusion Model for Recommendation

Yangqin Jiang
University of Hong Kong
Hong Kong, China
mrjiangyq99@gmail.com

Lianghao Xia
University of Hong Kong
Hong Kong, China
aka_xia@foxmail.com

Wei Wei
University of Hong Kong
Hong Kong, China
weiweics@connect.hku.hk

Da Luo
Wechat, Tencent
Guang Zhou, China
lodalu@tencent.com

Kangyi Lin
Wechat, Tencent
Guang Zhou, China
plancklin@tencent.com

Chao Huang*
University of Hong Kong
Hong Kong, China
chaohuang75@gmail.com

ABSTRACT

The rise of online multi-modal sharing platforms like TikTok and YouTube has enabled personalized recommender systems to incorporate multiple modalities (such as visual, textual, and acoustic) into user representations. However, addressing the challenge of data sparsity in these systems remains a key issue. To address this limitation, recent research has introduced self-supervised learning techniques to enhance recommender systems. However, these methods often rely on simplistic random augmentation or intuitive cross-view information, which can introduce irrelevant noise and fail to accurately align the multi-modal context with user-item interaction modeling. To fill this research gap, we propose a novel multi-modal graph diffusion model for recommendation called DiffMM. Our framework integrates a modality-aware graph diffusion model with a cross-modal contrastive learning paradigm to improve modality-aware user representation learning. This integration facilitates better alignment between multi-modal feature information and collaborative relation modeling. Our approach leverages diffusion models' generative capabilities to automatically generate a user-item graph that is aware of different modalities, facilitating the incorporation of useful multi-modal knowledge in modeling user-item interactions. We conduct extensive experiments on three public datasets, consistently demonstrating the superiority of our DiffMM over various competitive baselines. For open-sourced model implementation details, you can access the source codes of our proposed framework at: <https://github.com/HKUDS/DiffMM>.

ACM Reference Format:

Yangqin Jiang, Lianghao Xia, Wei Wei, Da Luo, Kangyi Lin, and Chao Huang. 2024. DiffMM: Multi-Modal Diffusion Model for Recommendation. In *Proceedings of ACM Conference (Conference'17)*. ACM, New York, NY, USA, 11 pages. <https://doi.org/10.1145/nnnnnnn.nnnnnnn>

1 INTRODUCTION

Multimedia recommendation systems are essential in e-commerce and content-sharing applications that involve a vast amount of web multimedia content, including micro-videos, images, and music [17]. These systems deal with multiple modalities of item content, such as visual, acoustic, and textual features of items [21], which can capture users' preferences at a fine-grained modality level.

Several research lines have emerged to integrate multi-modal content into multimedia recommendation. For instance, VBPR extends the matrix decomposition framework to handle item modality features [7]. ACF [2] introduces a hierarchically structured attention network to identify component-level user preferences. More recently, methods like MMGCN [31], GRN [30], and LATTICE [37] utilize Graph Neural Networks (GNNs) to incorporate modality information into message passing for inferring user and item representations [30, 31, 37]. However, most existing multimedia recommenders rely on sufficient high-quality labeled data (i.e., observed user interactions) for supervised training [13, 32]. In real-life recommendation scenarios, interactions are sparse compared to the entire interaction space, limiting supervised models to generate accurate embeddings that represent complex user preferences.

Drawing inspiration from the recent success of self-supervised learning (SSL) for data augmentation, one promising approach to address the data sparsity limitation in recommendation is by generating supervisory signals from unlabeled data. However, some recent studies, such as SGL [32], NCL [13], and HCCF [33], attempt to incorporate SSL into collaborative filtering for modeling user-item interactions without adapting the augmentation schemes to the specific multimedia recommendation task. For example, SGL uses stochastic noise perturbation to dropout nodes and edges for graph augmentation, while NCL and HCCF focus on discovering implicit semantic node correlations by exploring the global user-item interactions. Unfortunately, these approaches overlook the importance of considering the multi-modal characteristics of the data during augmentation, which limits their representation performance in capturing modality-aware user preferences.

To bridge this gap, recent research has proposed solutions that integrate self-supervised learning (SSL) techniques with multi-modal features to enhance the effectiveness of multi-modal recommendation tasks. For example, CLCRec [29] and MMSSL [25] enrich item embeddings with multi-modal features through SSL based on mutual information. Similarly, MMGCL [35] and SLMRec [20] introduce random perturbations to modality features for contrastive learning. However, these methods often rely on simplistic random augmentation or intuitive cross-view graph alignment, which can introduce irrelevant noisy information, including the augmented self-supervisory signals derived from user misclick behaviors or popularity bias. Therefore, there is a need for an adaptive modality-aware augmentation paradigm for more accurate self-supervision, which can effectively align the multi-modal contextual information with the relevant collaborative signals for user preference learning.

*Chao Huang is the Corresponding Author.

This will ensure the robust modeling of modality-aware collaborative relations in multimedia recommendation systems.

Contribution. Given the limitations and challenges of existing solutions, we propose a new approach called Multi-Modal Graph Diffusion Model for Recommendation (DiffMM). Inspired by recent advancements in Diffusion Models (DMs) [5, 9] for image synthesis tasks [19], our approach focuses on generating a modality-aware user-item graph by leveraging the generative power of diffusion models. This allows for the effective transfer of multi-modal knowledge into the modeling of user-item interactions. Specifically, we employ a step-by-step corruption process to progressively introduce random noises to the initial user-item interaction graph. Then, through a reverse process, we iteratively recover the corrupted graph, which has accumulated noises over T steps, to obtain the original user-item graph structures. To further guide the reverse process and generate a modality-aware user-item graph, we introduce a simple yet effective modality-aware signal injection mechanism. With the generated modality-aware user-item graph, we introduce a modality-aware graph neural paradigm to perform multi-modal graph aggregation. This enables us to effectively capture user preferences related to different modalities. Additionally, we propose a cross-modal contrastive learning framework that investigates the consistency in user-item interaction patterns across different modalities, further enhancing the capabilities of multi-modal context learning for recommender systems.

In summary, this paper makes the following contributions:

- We present a novel multi-modal recommender system, named DiffMM, that focuses on improving the alignment between multi-modal contexts and the modeling of user-item interactions for recommendation. Our approach leverages modality-adaptive self-supervised learning combined with the generative power of diffusion models to achieve effective augmentation.
- In our framework, we employ a step-by-step corruption and reverse process, guided by a modality-aware signal injection mechanism, to transfer valuable multi-modal knowledge into the modeling of user-item interactions. Additionally, the user/item representations in our DiffMM are augmented by self-supervised signals from the cross-modal contrastive learning, which are guided by modality-related consistency, further enhancing the learning of modality-aware user preference.
- Extensive experiments conducted on multiple benchmark datasets validate the effectiveness of our proposed DiffMM framework, showcasing significant performance improvements compared to various competitive baselines. Moreover, our approach successfully tackles the challenges posed by data scarcity and random augmentations, which can negatively impact the modality-aware collaborative relation learning for recommendation.

2 METHODOLOGY

2.1 Preliminaries

Collaborative Graph with Multi-Modal Features. Building on the success of Graph Neural Network (GNN)-based collaborative filtering techniques, our model, DiffMM, effectively employs graph-structured data to power a comprehensive multi-modal recommender system. We conceptualize the user-item interaction within

graph $\mathcal{G} = (u, i) | u \in \mathcal{U}, i \in \mathcal{I}$, where \mathcal{U} and \mathcal{I} denote the collections of users and items, respectively. An edge (u, i) indicates a user u has interacted with an item i . To enrich the user-item interaction graph \mathcal{G} with diverse modalities, including textual, visual, and acoustic features, we introduce modality-specific feature vectors $\hat{\mathbf{F}}_i = \hat{\mathbf{f}}_i^1, \dots, \hat{\mathbf{f}}_i^m, \dots, \hat{\mathbf{f}}_i^{|\mathcal{M}|}$ for each item i . Each vector $\hat{\mathbf{f}}_i^m \in \mathbb{R}^{d_m}$ contains the modality m features for item i , belonging to the set of modalities \mathcal{M} , and d_m signifies the dimensionality of these features.

Task Formulation. Our objective is to develop a multi-modal recommender system that captures user-item relationships effectively while considering the multi-modal features of items. We aim to learn a function f that predicts the likelihood of a user u adopting an item i . This prediction is based on the input of a multi-modal interaction graph $\mathcal{G}^M = (\mathcal{G}, \{\mathbf{F}_i | i \in \mathcal{I}\})$, formulated as $\hat{y}_{ui} = f(\mathcal{G}^M)$.

2.2 Multi-Modal Graph Diffusion Model

Motivated by the success of diffusion models in preserving essential data patterns within their generated outputs [9], our DiffMM framework proposes a novel approach for multi-modal recommendation systems. Specifically, we introduce a multi-modal graph diffusion module to generate user-item interaction graphs that incorporate modality information, thereby enhancing the modeling of user preferences. Our framework focuses on addressing the negative impact of irrelevant or noisy modality features in multi-modal recommender systems. To achieve this, we unify the user-item collaborative signals with the multi-modality information using a modality-aware denoising diffusion probabilistic model. Specifically, we corrupt interactions in the original user-item graph progressively and employ iterative learning to restore the original interactions through a probabilistic diffusion process. This iterative denoising training effectively incorporates the modality information into the user-item interaction graph generation while mitigating the negative effects of noisy modality features.

Moreover, to achieve modality-aware graph generation, we have developed a novel modality-aware signal injection mechanism that guides the process of interaction restoration. This mechanism plays a crucial role in effectively incorporating the multi-modality information into the user-item interaction graph generation. By leveraging the power of diffusion models and our modality-aware signal injection mechanism, our DiffMM framework provides a robust and effective solution for enhancing multi-modal recommenders.

2.2.1 Probabilistic Diffusion Paradigm with Interactions.

Our graph diffusion paradigm over the user-item interactions pose two crucial processes. The first process, known as the *Forward Process*, involves corrupting the original user-item graph by incrementally introducing Gaussian noise. This step-by-step corruption gradually distorts the interactions between users and items, simulating the negative impact of noisy modality features. The second process, referred to as the *Reverse Process*, focuses on learning and denoising the corrupted graph connection structures. This process aims to restore the original interactions between users and items by gradually refining the corrupted graph.

• **Forward Graph Diffusion Process.** We consider a user u with interactions over an item set \mathcal{I} , denoted as $\mathbf{a}_u = [a_u^0, a_u^1, \dots, a_u^{|\mathcal{I}|-1}]$, where $a_u^i = 1$ or 0 indicates whether user u interacts with item i or

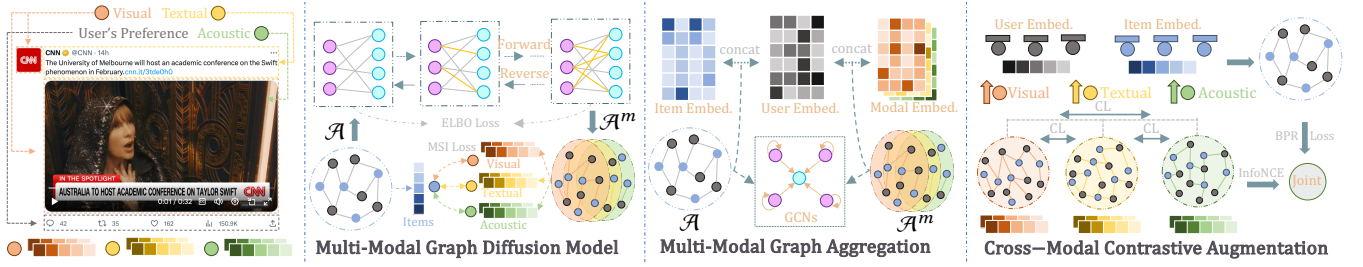


Figure 1: The overall framework of the proposed multi-modal diffusion model (DiffMM).

not. We initialize the diffusion process with $\alpha_0 = \mathbf{a}_u$. The forward process constructs $\alpha_{1:T}$ in a Markov chain by incrementally introducing Gaussian noise over T steps, indexed by t . Specifically, the transition from α_{t-1} to α_t is parameterized as follows:

$$q(\alpha_t | \alpha_{t-1}) = \mathcal{N}(\alpha_t; \sqrt{1 - \beta_t} \alpha_{t-1}, \beta_t \mathbf{I}), \quad (1)$$

The diffusion process consists of t diffusion steps, denoted as $t \in \{1, \dots, T\}$. Gaussian distribution is denoted as \mathcal{N} , and the scale of Gaussian noise added at each step t is controlled by $\beta_t \in (0, 1)$. As $T \rightarrow \infty$, α_T converges to a standard Gaussian distribution. Using the reparameterization trick and the additivity property of independent Gaussian noises, we can directly obtain α_t from α_0 . Formally, this can be expressed as follows:

$$q(\alpha_t | \alpha_0) = \mathcal{N}(\alpha_t; \sqrt{\bar{\gamma}_t} \alpha_0, (1 - \bar{\gamma}_t) \mathbf{I}), \quad (2)$$

To regulate the amount of added noise in $\alpha_{1:T}$, we introduce two parameters: $\gamma_t = 1 - \beta_t$ and $\bar{\gamma}_t = \prod_{t'=1}^t \gamma_{t'}$. We reparameterize $\alpha_t = \sqrt{\bar{\gamma}_t} \alpha_0 + \sqrt{1 - \bar{\gamma}_t} \epsilon$, where $\epsilon \sim \mathcal{N}(0, \mathbf{I})$. We employ a linear noise scheduler for $1 - \bar{\gamma}_t$ to control the amount of noise in $\alpha_{1:T}$:

$$1 - \bar{\gamma}_t = s \cdot \left[\gamma_{min} + \frac{t-1}{T-1} (\gamma_{max} - \gamma_{min}) \right], t \in \{1, \dots, T\}, \quad (3)$$

$s \in [0, 1]$ controls the noise scale, and γ_{min} and γ_{max} (both in the range $(0, 1)$) are the upper and lower bounds of the added noise.

• **Reverse Graph Diffusion Process.** DiffMM aims to eliminate the introduced noise from α_t and restore α_{t-1} during the reverse step. This process enables the multi-modal diffusion to effectively capture subtle variations in the intricate generation process. Commencing from α_T , the denoising transition step gradually restores user-item interactions. The reverse process unfolds as follows:

$$p_\theta(\alpha_{t-1} | \alpha_t) = \mathcal{N}(\alpha_{t-1}; \mu_\theta(\alpha_t, t), \Sigma_\theta(\alpha_t, t)), \quad (4)$$

$\mu_\theta(\alpha_t, t)$ and $\Sigma_\theta(\alpha_t, t)$ represent the mean and covariance values of the predicted Gaussian distribution, respectively. These values are generated by two neural networks with learnable parameters θ .

2.2.2 Modality-aware Optimization for Graph Diffusion.

• **Graph Diffusion Training.** The target for training diffusion models is to guide the reverse graph diffusion process. To achieve this, the Evidence Lower Bound (ELBO) of the negative log-likelihood of the observed user-item interactions α_0 should be optimized, which is shown below:

$$\mathcal{L}_{elbo} = \mathbb{E}_{q(\alpha_0)} [-\log p_\theta(\alpha_0)] \leq \sum_{t=0}^T \mathbb{E}_q [\mathcal{L}_t], t \in \{0, \dots, T\}, \quad (5)$$

For \mathcal{L}_t , it has three different cases:

$$\mathcal{L}_t = \begin{cases} -\log p_\theta(\alpha_0 | \alpha_1), & t = 0 \\ D_{KL}(q(\alpha_T | \alpha_0) || p(\alpha_T)), & t = T \\ D_{KL}(q(\alpha_{t-1} | \alpha_t, \alpha_0) || p_\theta(\alpha_{t-1} | \alpha_t)), & t \in \{1, 2, \dots, T-1\} \end{cases} \quad (6)$$

Here, \mathcal{L}_0 is the negative reconstruction error over α_0 ; \mathcal{L}_T is a constant without trainable parameters that can be disregarded during optimization; \mathcal{L}_t ($t \in \{1, 2, \dots, T-1\}$) regularizes $p_\theta(\alpha_{t-1} | \alpha_t)$ to align with the tractable ground-truth transition step $q(\alpha_{t-1} | \alpha_t, \alpha_0)$.

• **Denoising Model Training.** In order to achieve the optimization of graph diffusion, we need to design a neural network to conduct denoising during the reverse process. As illustrated in Eq. 6, the target of \mathcal{L}_t is forcing $p_\theta(\alpha_{t-1} | \alpha_t)$ to approximate the tractable distribution $q(\alpha_{t-1} | \alpha_t, \alpha_0)$ via KL divergence. Through Bayes rules, $q(\alpha_{t-1} | \alpha_t, \alpha_0)$ can be rewritten as the following closed form:

$$q(\alpha_{t-1} | \alpha_t, \alpha_0) \propto \mathcal{N}(\alpha_{t-1}; \tilde{\mu}(\alpha_t, \alpha_0, t), \sigma^2(t) \mathbf{I}) \quad (7)$$

$$\begin{cases} \tilde{\mu}(\alpha_t, \alpha_0, t) = \frac{\sqrt{\bar{\gamma}_t}(1 - \bar{\gamma}_{t-1})}{1 - \bar{\gamma}_t} \alpha_t + \frac{\sqrt{\bar{\gamma}_{t-1}}(1 - \gamma_t)}{1 - \bar{\gamma}_t} \alpha_0, \\ \sigma^2(t) = \frac{(1 - \gamma_t)(1 - \bar{\gamma}_{t-1})}{1 - \bar{\gamma}_t}. \end{cases} \quad (8)$$

Here, $\tilde{\mu}(\alpha_t, \alpha_0, t)$ and $\sigma^2(t) \mathbf{I}$ denote the mean and covariance of $q(\alpha_{t-1} | \alpha_t, \alpha_0)$, respectively. Additionally, we ignore the learning of $\Sigma_\theta(\alpha_t, t)$ in $p_\theta(\alpha_{t-1} | \alpha_t)$ to keep training stability and simplify the calculation, and we directly set $\Sigma_\theta(\alpha_t, t) = \sigma^2(t) \mathbf{I}$. Thereafter, \mathcal{L}_t is as follows:

$$\mathcal{L}_t = \frac{1}{2\sigma^2(t)} [\|\mu_\theta(\alpha_t, t) - \tilde{\mu}(\alpha_t, \alpha_0, t)\|_2^2], \quad (9)$$

which forces $\mu_\theta(\alpha_t, t)$ to be close to $\tilde{\mu}(\alpha_t, \alpha_0, t)$. Following Eq. 8, we can similarly factorize $\mu_\theta(\alpha_t, t)$ via

$$\mu_\theta(\alpha_t, t) = \frac{\sqrt{\bar{\gamma}_t}(1 - \bar{\gamma}_{t-1})}{1 - \bar{\gamma}_t} \alpha_t + \frac{\sqrt{\bar{\gamma}_{t-1}}(1 - \gamma_t)}{1 - \bar{\gamma}_t} \hat{\alpha}_\theta(\alpha_t, t), \quad (10)$$

where $\hat{\alpha}_\theta(\alpha_t, t)$ is the predicted α_0 based on α_t and t . Furthermore, by substituting Eq. 8 and Eq. 10 into Eq. 9, we have the following equation:

$$\mathcal{L}_t = \frac{1}{2} \left(\frac{\bar{\gamma}_{t-1}}{1 - \bar{\gamma}_{t-1}} - \frac{\bar{\gamma}_t}{1 - \bar{\gamma}_t} \right) \|\hat{\alpha}_\theta(\alpha_t, t) - \alpha_0\|_2^2, \quad (11)$$

where $\hat{\alpha}_\theta(\alpha_t, t)$ is the predicted α_0 based on α_t and time step t . Here, we use neural networks to implement $\hat{\alpha}_\theta(\alpha_t, t)$. Specifically, we instantiate $\hat{\alpha}_\theta(\cdot)$ by a Multi-Layer Perceptron (MLP) that takes

α_t and the step embedding of t as inputs to predict α_0 . For the aforementioned \mathcal{L}_0 , it can be calculate as follows:

$$\mathcal{L}_0 = \|\hat{\alpha}_\theta(\alpha_1, 1) - \alpha_0\|_2^2, \quad (12)$$

where we estimate the Gaussian log-likelihood $\log p(\alpha_0|\alpha_1)$ by unweighted $-\|\hat{\alpha}_\theta(\alpha_1, 1) - \alpha_0\|_2^2$. In the practical implementation, we uniformly sample time step t from $\{1, 2, \dots, T\}$ to reduce the computational cost:

$$\mathcal{L}_{elbo} = \mathbb{E}_{t \sim \mathcal{U}(1, T)} \mathbb{E}_{q(\alpha_0)} [\|\hat{\alpha}_\theta(\alpha_t, t) - \alpha_0\|_2^2]. \quad (13)$$

• **Modality-aware Signal Injection.** The objective of our multi-modal graph diffusion is to enhance recommenders with modality-aware user-item graphs. To this end, we design the Modal-aware Signal Injection (MSI) mechanism, guiding the diffusion module to generate multiple user-item graphs with corresponding modalities.

Specifically, we aggregate aligned item modal feature e_m^i (which we will introduce in detail in Sec 2.3.1) with predicted modality-aware user-item interaction probabilities $\hat{\alpha}_0$. Meanwhile, we aggregate item id-embedding e^i with the observed user-item interaction α_0 as well. Finally, we calculate the MSE loss between above two aggregated embeddings, and optimize it together with \mathcal{L}_{elbo} . Formally, the MSE loss \mathcal{L}_{msi}^m for modality m is shown below:

$$\mathcal{L}_{msi}^m = \|\hat{\alpha}_0 \cdot e_m^i - \alpha_0 \cdot e^i\|_2^2. \quad (14)$$

This loss enriches our diffusion module with modality information.

2.2.3 Inference of Multi-Modal Graph Diffusion Model. We design a simple inference strategy to align with diffusion training for user-item interaction prediction, which is different from other DMs that draw random Gaussian noises for reverse generation. Specifically, it firstly corrupts α_0 by $\alpha_0 \rightarrow \alpha_1 \rightarrow \dots \rightarrow \alpha_{T'}$ for T' steps in the forward process, and then sets $\hat{\alpha}_T = \alpha_{T'}$ to execute reverse denoising $\hat{\alpha}_T \rightarrow \hat{\alpha}_{T-1} \rightarrow \dots \rightarrow \hat{\alpha}_0$ for T steps. The reverse denoising ignores the variance and utilize $\hat{\alpha}_{t-1} = \mu_\theta(\hat{\alpha}_t, t)$ for deterministic inference.

Finally, we use $\hat{\alpha}_0$ to rebuild the structure of user-item graph. Specifically, for user u , we have $\hat{\mathbf{a}}_u = \hat{\alpha}_0 = [\hat{\mathbf{a}}_u^0, \hat{\mathbf{a}}_u^1, \dots, \hat{\mathbf{a}}_u^{|\mathcal{I}|-1}]$. We select out top k $\hat{\mathbf{a}}_u^i$ ($i \in [0, |\mathcal{I}| - 1]$, $i \in \mathcal{E}$ and $|\mathcal{E}| = k$) and add k interactions between user u and items $i \in \mathcal{I}$. The resultant user-item graph for modality m is denoted as \mathcal{A}^m .

2.3 Cross-Modal Contrastive Augmentation

In multi-modal recommendation scenarios, there exists a certain degree of consistency in user interaction patterns across different item modalities (e.g., visual, textual and acoustic). For instance, in the case of a short video, its visual and acoustic features may jointly captivate users to view it. Consequently, the visual-specific and acoustic-specific preferences of users may intertwine in a complex manner. To capture and leverage this modality-related consistency to improve the performance of recommendation systems, we have devised two modality-aware contrastive learning paradigms based on different anchors. One paradigm utilizes different modality views as anchors, while the other employs the main view as the anchor.

2.3.1 Modality-aware Contrastive View. In this section, we introduce how to generate modality-specific user/item embeddings for our cross-modal contrastive learning. We adopt the GNN-based

representation learning method, specifically by performing information aggregation over the modality-aware user-item graph \mathcal{A}^m constructed by our modality-aware generation module. Firstly, we obtain dimensionality-aligned item modal feature $e_m^i \in \mathbb{R}^d$ with given raw feature vector $\hat{\mathbf{f}}^m \in \mathbb{R}^{d_m}$ as follows:

$$e_m^i = \text{Norm}(\text{Trans}(\hat{\mathbf{f}}^m)), m \in \mathcal{M}, \quad (15)$$

where $\text{Norm}(\cdot)$ denotes the normalization function, $\text{Trans}(\cdot)$ denotes the MLP-based mapping from \mathbb{R}^{d_m} to \mathbb{R}^d . Subsequently, we conduct information aggregation with user embeddings $\mathbf{E}^u \in \mathbb{R}^{U \times d}$ and item modal features $\mathbf{E}_m^i \in \mathbb{R}^{I \times d}$, to acquire the aggregated modality-aware embeddings $\mathbf{z}^m \in \mathbb{R}^d$ as follows:

$$\mathbf{z}^m = \bar{\mathcal{A}}_{u,*}^m \mathbf{E}^u, \quad \mathbf{z}_i^m = \bar{\mathcal{A}}_{*,i}^m \mathbf{E}_m^i, \quad \bar{\mathcal{A}}_{u,i}^m = \mathcal{A}_{u,i}^m / \sqrt{|\mathcal{N}_u^m| |\mathcal{N}_i^m|}, \quad (16)$$

where $\bar{\mathcal{A}}^m \in \mathbb{R}^{U \times I}$ denotes the normalized adjacency of the generated modality-aware graph \mathcal{A}^m . And $\mathcal{N}_u^m, \mathcal{N}_i^m$ denotes the neighborhood set of user u and item i in the modality-aware graph, respectively. To explore the high-order collaborative effects with the awareness of multi-modal information, we further conduct iterative message passing on the original interaction graph \mathcal{A} by:

$$\mathbf{Z}_{l+1}^m = \bar{\mathcal{A}} \cdot \mathbf{Z}_l^m, \quad \mathbf{Z}_0^m = \mathbf{Z}^m, \quad (17)$$

where \mathbf{Z}_l^m and \mathbf{Z}_{l+1}^m denotes the embeddings for the l -th and the $(l+1)$ -th layer, respectively. $\bar{\mathcal{A}}$ is the normalized adjacent matrix of \mathcal{A} , similar to $\bar{\mathcal{A}}^m$ of \mathcal{A}^m . In our multi-layer GNNs, the layer-specific embeddings are aggregated through sum-pooling to yield the output: $\bar{\mathbf{Z}}^m = \sum_{l=0}^L \mathbf{Z}_l^m$, where L is the number of graph layers.

2.3.2 Modality-aware Contrastive Augmentation. With the modality-aware contrastive views, we adopt two different contrasting methods. One of them utilizes different modality views as anchors, while the other employs the main view as the anchor.

• **Modality view as the anchor.** Based on the correlation of user behavior patterns across different modalities, we treat embeddings from different modalities as views (i.e., $(\bar{\mathbf{Z}}^{m_1}, \bar{\mathbf{Z}}^{m_2})_{m_1, m_2 \in \mathcal{M}, m_1 \neq m_2}$) and utilize the InfoNCE loss to maximize the mutual information between two modal views. Moreover, we use embeddings from different users as negative pairs (i.e., $(u, v)_{u, v \in \mathcal{U}, u \neq v}$). Formally, the first contrastive learning loss is defined as follows:

$$\mathcal{L}_{cl}^{user} = \sum_{m_1 \in \mathcal{M}} \sum_{m_2 \in \mathcal{M}} \sum_{u \in \mathcal{U}} -\log \frac{\exp(s(\bar{\mathbf{z}}_u^{m_1}, \bar{\mathbf{z}}_u^{m_2})/\tau)}{\sum_{v \in \mathcal{U}} \exp(s(\bar{\mathbf{z}}_u^{m_1}, \bar{\mathbf{z}}_v^{m_2})/\tau)}, \quad (18)$$

where $s(\cdot)$ denotes the similarity function, and τ is the temperature coefficient. This contrastive loss function maximizes the agreement of positive pairs and minimizes that of negative pairs.

• **Main view as the anchor.** Our second contrastive learning method is to leverage user behavior patterns across different modalities to guide and improve the learning of the target recommendation task. To achieve this, we use the embedding $\bar{\mathbf{H}}$ (which we will report in Sec. 2.4) from the main task as the anchor and maximize its mutual information with various modality views using the InfoNCE loss. Formally, the second contrastive loss is as follows:

$$\mathcal{L}_{cl}^{user} = \sum_{m \in \mathcal{M}} \sum_{u \in \mathcal{U}} -\log \frac{\exp(s(\bar{\mathbf{h}}_u, \bar{\mathbf{z}}_u^m)/\tau)}{\sum_{v \in \mathcal{U}} \exp(s(\bar{\mathbf{h}}_u, \bar{\mathbf{z}}_v^m)/\tau)}, \quad (19)$$

We calculate the contrastive learning loss for the item side as \mathcal{L}_{cl}^{item} in a similar way. By combining these two loss terms, we

obtain the overall objective function for the cross-modal contrastive learning, which is denoted by $\mathcal{L}_{cl} = \mathcal{L}_{cl}^{user} + \mathcal{L}_{cl}^{item}$.

2.4 Multi-Modal Graph Aggregation

To generate our final user(item) representations $\bar{\mathbf{h}}_u, \bar{\mathbf{h}}_i \in \mathbb{R}^d$ for making predictions, we first aggregate all modality-aware embeddings \mathbf{f}^m and corresponding modality-aware user-item graph \mathcal{A}^m . Then we conduct message passing on the original user-item interaction graph \mathcal{A} to explore the high-order collaborative signals.

Specifically, we first obtain aligned item modal feature \mathbf{e}_m^i from $\hat{\mathbf{f}}^m$ via Eq. 15. Then we conduct graph aggregation on both $\bar{\mathcal{A}}$ and $\bar{\mathcal{A}}^m$ to obtain modal representation $\hat{\mathbf{z}}^m$ for every modality:

$$\begin{aligned}\hat{\mathbf{z}}_u^m &= \bar{\mathcal{A}}_{u,*} \cdot \mathbf{E}^u + \bar{\mathcal{A}}_{u,*} \cdot (\bar{\mathcal{A}}_{u,*} \cdot \mathbf{E}^u) + \bar{\mathcal{A}}_{u,*}^m \cdot \mathbf{E}^u, \\ \hat{\mathbf{z}}_i^m &= \bar{\mathcal{A}}_{i,*} \cdot \mathbf{E}_m^i + \bar{\mathcal{A}}_{i,*} \cdot (\bar{\mathcal{A}}_{i,*} \cdot \mathbf{E}^i) + \bar{\mathcal{A}}_{i,*}^m \cdot \mathbf{E}^i,\end{aligned}\quad (20)$$

With all single modal representations $\hat{\mathbf{z}}^m$ ($m \in \mathcal{M}$), we aggregate representations of each modality by summing. Since each modality may have different degrees of influence on the aggregated multi-modal representation, we use the learnable parameterized vectors κ_m to control the weight of modality m 's representation in the aggregated multi-modal representation \mathbf{h}_u (\mathbf{h}_i):

$$\mathbf{h}_u = \sum_{m \in \mathcal{M}} \kappa_m \hat{\mathbf{z}}_u^m, \quad \mathbf{h}_i = \sum_{m \in \mathcal{M}} \kappa_m \hat{\mathbf{z}}_i^m, \quad (21)$$

Furthermore, we conduct message passing on $\bar{\mathcal{A}}$ via graph neural network to explore the high-order collaborative signals as follows:

$$\mathbf{H}_{l+1} = \bar{\mathcal{A}} \cdot \mathbf{H}_l, \quad \mathbf{H}_0 = \mathbf{H}_u \text{ or } \mathbf{H}_i, \quad (22)$$

where \mathbf{H}_l and \mathbf{H}_{l+1} denote the embeddings for the l -th and the $l+1$ -th layer, respectively. Here, \mathbf{H} is of size $\mathbb{R}^{l \times d}$ or of size $\mathbb{R}^{U \times d}$. Finally, the layer-specific embeddings are aggregated through sum-pooling operation to yield the final embeddings $\bar{\mathbf{H}}$:

$$\bar{\mathbf{H}} = \sum_{l=0}^L \mathbf{H}_l + \omega \text{Norm}(\mathbf{H}_0), \quad (23)$$

where ω is the hyperparameter that controls the weight of normalized \mathbf{H}_0 , which is used to alleviate the problem of over-smoothing. With the final embeddings, DiffMM makes predictions on the unobserved interaction between user u and item i through $\hat{y}_{u,i} = \bar{\mathbf{h}}_u^T \cdot \bar{\mathbf{h}}_i$.

2.5 Multi-Task Model Training

Our DiffMM's training primarily consists of two parts: the training for the recommendation task and the training for the multi-modal graph diffusion module. The joint training of diffusion module includes two loss components: ELBO loss and MSI loss, which we optimize together. Therefore, the loss for the optimization of the diffusion module of modality m is shown as below:

$$\mathcal{L}_{dm}^m = \mathcal{L}_{elbo} + \lambda_0 \mathcal{L}_{msi}^m, \quad (24)$$

where λ_0 is a hyperparameter to control the strength of MSI. For the recommendation task, we introduce the Bayesian personalized ranking (BPR) loss with the aforementioned contrastive loss \mathcal{L}_{cl} . The employed BPR loss \mathcal{L}_{bpr} is shown below:

$$\mathcal{L}_{bpr} = \sum_{(u,i,j) \in \mathcal{O}} -\log \sigma(\hat{y}_{ui} - \hat{y}_{uj}), \quad (25)$$

where $\mathcal{O} = \{(u, i, j) | (u, i) \in \mathcal{O}^+, (u, j) \in \mathcal{O}^-\}$ is the training data, and $\mathcal{O}^- = \mathcal{U} \times \mathcal{I} / \mathcal{O}^+$ is the unobserved interactions. Given above definitions, the integrative optimization loss for joint training of the recommendation task is as follows:

$$\mathcal{L}_{rec} = \mathcal{L}_{bpr} + \lambda_1 \mathcal{L}_{cl} + \lambda_2 \|\Theta\|_2^2, \quad (26)$$

where Θ represents the learnable model parameters; λ_1 and λ_2 are hyperparameters to control the strengths of contrastive learning and L_2 regularization, respectively.

3 EVALUATION

In this section, we present experimental results to validate the effectiveness of our proposed model, referred to as DiffMM. To achieve this, we address the following research questions:

- **RQ1:** How does our proposed model perform in comparison to various state-of-the-art recommender systems?
- **RQ2:** What are the contribution of our key components towards its overall performance across diverse datasets?
- **RQ3:** To what extent does DiffMM address the issue of sparsity commonly encountered in recommendation systems?
- **RQ4:** How do different hyperparameters influence the results?
- **RQ5:** How effective is the improvement in performance by incorporating diffusion-enhanced augmentation over interactions?
- **RQ6:** How does the user-item relational learning in DiffMM enhance the interpretability of the recommendations generated?

3.1 Experimental Settings

3.1.1 Evaluation Dataset. In our experiments, we evaluated our model on three publicly available multi-modal recommendation datasets: Tiktok, Amazon-Baby, and Amazon-Sports. The details of these datasets are provided in Appendix A.1.

3.1.2 Evaluation Protocols. To evaluate the accuracy of our top- K recommendation results, we utilize three commonly used metrics: Recall@ K (R@ K), Precision@ K (P@ K), and Normalized Discounted Cumulative Gain (NDCG@ K). Following the methodology employed in previous studies [28, 30], we adopt the all-rank item evaluation strategy to assess accuracy. The average scores across all users in the test set are reported as our evaluation metric.

3.1.3 Compared Baselines. In our performance evaluation, we compare DiffMM with a variety of baselines, including a conventional collaborative filtering method (MF-BPR [18]), popular GNN-based CF models (NGCF [23], LightGCN [8]), the generative diffusion recommendation method (DiffRec [22]), recently proposed self-supervised recommendation solutions (SGL [32], NCL [13], HCCF [33]), and state-of-the-art multi-modal recommender systems (VBPR [7], LightGCN- M , DiffRec- M , MMGCN [31], GRCN [30], LAT-TICE [37], CLCREc [29], MMGCL [35], SLMRec [20], LightGT [27], and BM3 [38]). Details of baselines are presented in Appendix A.4.

3.1.4 Hyperparameter Settings. The hyperparameter settings and implementation details of our DiffMM framework and the baseline methods are elaborated on in Appendix A.3.

Table 1: Performance comparison on TikTok, Amazon datasets in terms of Recall@20, Precision@20, and NDCG@20.

Dataset	Metric	MF-BPR	NGCF	LightGCN	SGL	NCL	HCCF	VBPR	LGCN-M	MMGCN	GRCN	LATTICE	CLCRec	MMGCL	SLMRec	BM3	DiffMM
TikTok	Recall@20	0.0346	0.0604	0.0653	0.0603	0.0658	0.0662	0.0380	0.0679	0.0730	0.0804	0.0843	0.0621	0.0799	0.0845	<u>0.0957</u>	0.1129
	Precision@20	0.0017	0.0030	0.0033	0.0030	0.0034	0.0029	0.0018	0.0034	0.0036	0.0036	0.0042	0.0032	0.0037	0.0042	<u>0.0048</u>	0.0056
	NDCG@20	0.0130	0.0238	0.0282	0.0238	0.0269	0.0267	0.0134	0.0273	0.0307	0.0350	0.0367	0.0264	0.0326	0.0353	<u>0.0404</u>	0.0456
Amazon-Baby	Recall@20	0.0440	0.0591	0.0698	0.0678	0.0703	0.0705	0.0486	0.0726	0.0640	0.0754	0.0829	0.0610	0.0758	0.0765	<u>0.0839</u>	0.0975
	Precision@20	0.0024	0.0032	0.0037	0.0036	0.0038	0.0037	0.0026	0.0038	0.0032	0.0040	0.0044	0.0032	0.0041	0.0043	<u>0.0044</u>	0.0051
	NDCG@20	0.0200	0.0261	0.0319	0.0296	0.0311	0.0308	0.0213	0.0329	0.0284	0.0336	0.0368	0.0284	0.0331	0.0325	<u>0.0361</u>	0.0411
Amazon-Sports	Recall@20	0.0430	0.0695	0.0782	0.0779	0.0765	0.0779	0.0582	0.0705	0.0638	0.0833	0.0915	0.0651	0.0875	0.0829	<u>0.0975</u>	0.1017
	Precision@20	0.0023	0.0037	0.0042	0.0041	0.0040	0.0041	0.0031	0.0035	0.0034	0.0044	0.0048	0.0035	0.0046	0.0043	<u>0.0051</u>	0.0054
	NDCG@20	0.0202	0.0318	0.0369	0.0361	0.0349	0.0361	0.0265	0.0324	0.0279	0.0377	0.0424	0.0301	0.0409	0.0376	<u>0.0442</u>	0.0458

3.2 Performance Comparison (RQ1)

Table 1 presents the evaluation results of the performance comparison. In the table, we highlight the performance of our DiffMM method in bold and the best-performing baseline is underlined for easy identification. The results yield several key observations:

- **Performance Superiority of Our DiffMM.** Our method consistently outperforms all baselines on various datasets, showcasing its superior performance. This advantage can be attributed to the effective utilization of multi-modal information through cross-modal contrastive learning with modality-aware diffusion-based augmentation, as well as the incorporation of multi-modal graph aggregation components. The significance of incorporating multi-modal context in recommendation systems is further highlighted by the fact that recently proposed multi-modal recommenders outperform graph-based collaborative filtering models.
- **Effectiveness of Cross-Modal Data Augmentation.** Previous attempts, such as SGL, NCL, and HCCF, to enhance user-item interaction modeling through a contrastive approach only achieved marginal performance gains compared to NGCF and LightGCN. We hypothesize that this limited improvement is due to the neglect of multi-modal contextual information when generating self-supervision signals. In contrast, our DiffMM method leverages multi-modal information, such as modality-aware contrastive view and modality-aware contrastive augmentation, derived from the modality-aware user-item graph generated by our multi-modal graph diffusion model. This enables DiffMM to extract modality-aware self-supervised signals that complement the supervised task of multi-modal recommendation.
- **Effectiveness of Multi-Modal Graph Diffusion.** While some multi-modal approaches, like MMGCL and SLMRec, utilize modal information to enhance contrastive learning for performing data augmentation, they still have limitations. For example, directly masking modality features in MMGCL may lead to the loss of important information. Additionally, SLMRec generates augmented views based on pre-defined hierarchical correlations among different modalities, which may compromise the effectiveness of self-supervised signals across various multi-modal recommendation datasets. On the other hand, DiffMM stands out by using the multi-modal graph diffusion model to construct a modality-aware user-item graph and employing cross-modal contrastive learning for effective multi-modal augmentation.

3.3 Model Ablation Test (RQ2)

To validate the effectiveness of our methods, we conducted experiments where we individually removed three key components of DiffMM: cross-modal contrastive learning (*w/o CL*), multi-modal

Table 2: Ablation study on key components of DiffMM.

Dataset	TikTok		Amazon-Baby		Amazon-Sports	
	Recall	NDCG	Recall	NDCG	Recall	NDCG
<i>w/o CL</i>	0.1026	0.0420	0.0929	0.0388	0.0942	0.0418
<i>w/o DM</i>	0.1075	0.0433	0.0935	0.0402	0.0980	0.0440
<i>w/o MSI</i>	0.1086	0.0426	0.0970	0.0408	0.0996	0.0445
DiffMM	0.1129	0.0456	0.0975	0.0411	0.1017	0.0458

graph diffusion model (*w/o DM*), and modality-aware signal injection (*w/o MSI*). For the variant where multi-modal graph diffusion model was removed, we used another generative model VGAE to replace the designed diffusion model. The results are presented in Table 2, leading us to draw the following key conclusions:

- The *w/o CL* variant shows a noticeable decline in performance across all cases. This confirms the effectiveness of incorporating supplementary self-supervised signals through multi-modal features, which align user preferences across different item modalities and improve model training with additional supervisions.
- In the *w/o DM* variant, where the multi-modal graph diffusion model is replaced by the VGAE, the results demonstrate a significant improvement in performance. This validates the superiority of diffusion models compared to other generative models (*i.e.*, VGAE). Our multi-modal graph diffusion paradigm is designed to generate the modality-aware user-item graph. The introduction of this graph unleashes powerful collaborative effects from various modalities, enhancing both multi-modal graph aggregation and cross-modal contrastive learning.
- The *w/o MSI* variant also shows a decline in performance across all cases, highlighting the crucial role of MSI in assisting the diffusion module to create the modality-aware user-item graph.

3.4 Handling Sparse Interaction Data (RQ3)

In this section, we investigate the effectiveness of our proposed DiffMM in handling sparse user-item interaction data. To evaluate its performance, we conduct experiments on sub-datasets with varying levels of data sparsity using the Amazon-Baby dataset. We compare the performance of our DiffMM against four competitive baselines (*VBPR*, *LATTICE*, *SLMRec*, and *BM3*). User groups are formed based on the number of interactions in the training set (*e.g.*, the first group consists of users with 0-5 item interactions). Figure 2 illustrates the performance of our DiffMM and the compared methods. Remarkably, our DiffMM consistently outperforms the baselines on datasets with different degrees of sparsity, showcasing its effectiveness in handling sparse data.

Furthermore, the results, particularly under the Recall metric, reveal that our method exhibits a more substantial performance

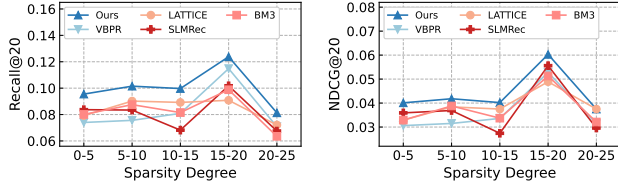
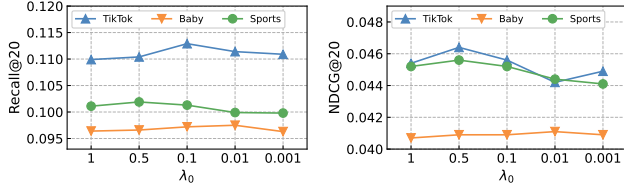
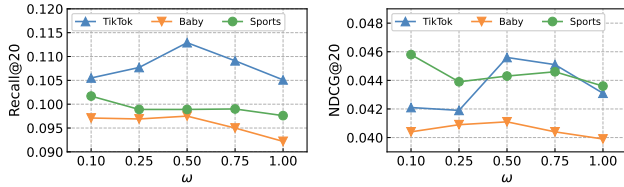


Figure 2: Performance w.r.t. user interaction numbers.



(a) Hyperparameter analysis of λ_0 .



(b) Hyperparameter analysis of ω .

Figure 3: Hyperparameter analysis on different datasets.

improvement for sparser user groups. This finding clearly demonstrates the enhanced capability of our DiffMM in handling data sparsity. We attribute this advantage to our cross-modal contrastive learning approach, which utilizes the modality-aware user-item graph generated by DiffMM. By incorporating this paradigm, we can leverage high-quality self-supervised signals that effectively mitigate the negative effects of data sparsity. Moreover, the inclusion of modality-aware signal injection through diffusion-based contrastive augmenters further enriches the learning process and strengthens the robustness of our approach.

3.5 In-Depth Model Analysis (RQ4)

We investigate the sensitivity of crucial hyperparameters in our DiffMM. The results of this analysis can be found in Fig. 3 and Table 3, which provide a comprehensive overview of the findings.

(i) Effect of the key hyperparameter λ_0 in graph diffusion model. The hyperparameter λ_0 plays a crucial role in determining the strength of Modality-Specific Injection (MSI) and provides guidance to the Multi-Modal Graph Diffusion Model for generating the modality-aware user-item graph. The results presented in Figure 3(a) demonstrate that optimal performance is achieved by employing different values of λ_0 for specific datasets. These findings underscore the importance of selecting an appropriate value for λ_0 in facilitating DiffMM to construct a modality-aware user-item graph, thereby enhancing the recommendation performance.

(ii) Impact of ω in multi-modal graph aggregation. In our approach, we introduce the hyperparameter ω and normalized embeddings \mathbf{H}_0 to address the problem of over-smoothing, with

Table 3: Hyperparameter analysis of τ and λ_1 .

Dataset		TikTok		Amazon-Baby		Amazon-Sports	
τ	λ_1	Recall	NDCG	Recall	NDCG	Recall	NDCG
0.1	$1e0$	0.0474	0.0198	0.0722	0.0309	0.0828	0.0364
	$1e-1$	0.0411	0.0186	0.0871	0.0372	0.0945	0.0421
	$1e-2$	0.0987	0.0417	0.0933	0.0393	0.1017	0.0458
0.5	$1e0$	0.0722	0.0313	0.0924	0.0399	0.0955	0.0425
	$1e-1$	0.0849	0.0373	0.0975	0.0411	0.0996	0.0441
	$1e-2$	0.1129	0.0456	0.0944	0.0393	0.0956	0.0427
1.0	$1e0$	0.0740	0.0323	0.0959	0.0400	0.0971	0.0431
	$1e-1$	0.0983	0.0410	0.0956	0.0401	0.0961	0.0426
	$1e-2$	0.1064	0.0432	0.0940	0.0389	0.0943	0.0422

Table 4: Modality-aware CL with different variants.

Dataset	TikTok		Amazon-Baby		Amazon-Sports	
Variants	Recall	NDCG	Recall	NDCG	Recall	NDCG
Modality-aware Contrastive Learning Paradigms						
Modality View	0.1064	0.0444	0.0975	0.0411	0.1017	0.0458
Main View	0.1129	0.0456	0.0903	0.0390	0.0994	0.0445
Aligning Methods for Raw Feature Embeddings						
Parametric Matrix	0.1065	0.04268	0.0975	0.0411	0.1012	0.0453
Linear	0.1129	0.0456	0.0963	0.0405	0.1017	0.0458

ω controlling the weight of $Norm(\mathbf{H}_0)$ in the aggregation process. The evaluation results in Fig. 3(b) reveal that a small ω (e.g., 0.10) leads to heavy reliance on high-order information aggregation, potentially causing over-smoothing and degraded performance on the TikTok dataset. Conversely, a large ω (e.g., 1.00) disregards high-order information, resulting in poor performance across datasets. By carefully selecting an appropriate value for ω , a balance can be achieved in aggregating high-order information and avoiding over-smoothing, leading to optimal performance in the recommenders.

(iii) Impact of τ and λ_1 in cross-modal data augmentation. In the context of cross-modal contrastive learning, the hyperparameters τ (temperature coefficient) and λ_1 (weight of InfoNCE loss) are of vital importance. By examining the results presented in Table 3, it becomes evident that employing different values of τ and λ_1 for respective datasets leads to the best performance. This observation highlights the substantial influence of cross-modal contrastive learning on the effectiveness of our DiffMM.

(iv) Impact of modality-aware CL with different anchors. In our approach, we have introduced two modality-aware contrastive learning paradigms that utilize different anchor choices. The results, presented in Table 4, showcase the impact of these paradigms on the model performance across various datasets. In this context, the term "Modality View" refers to using the modality view as the anchor, while "Main View" indicates using the main view as the anchor. The superior performance is highlighted in bold. Based on the evaluation results, employing the modality view as the anchor leads to improved performance on the Amazon-Baby and Amazon-Sports datasets, while the opposite is observed for the TikTok dataset.

(v) Impact of multi-modal alignment methods. We introduce the transformation function $Trans(\cdot)$ to align diverse raw modal feature embeddings $\hat{\mathbf{f}}^m$. We propose two alignment methods: "Parametric Matrix" using a weight matrix $W \in \mathbb{R}^{d_m \times d}$, and "Linear" using a linear conversion process. Evaluation results in Table 4 show

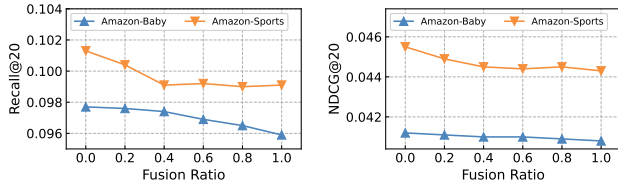


Figure 4: Comparison between diffusion-enhanced data augmentation and random augmentation. The results show performance *w.r.t* the fusion ratio to combine two views.

that the alignment methods have minimal impact on Amazon-Baby and Amazon-Sports datasets. However, on the TikTok dataset, the "Linear" method outperforms the "Parametric Matrix" approach due to lower dimensionality. This dimension discrepancy can lead to overfitting issues when using the "Parametric Matrix" method.

3.6 Effectiveness of Diffusion-enhanced Data Augmentation Paradigm (RQ5)

To assess the effectiveness of our graph diffusion-enhanced data augmentation on the recommendation performance, we conducted a comprehensive analysis on the Amazon-Baby and Amazon-Sports datasets. Specifically, we examined the influence of the fusion ratio between the modality-aware user-item graph (generated by DiffMM) and the randomly augmented (via edge dropping) user-item interaction graph, which determined the construction of modality aware contrastive views for self-supervision augmentation.

Figure 4 presents the performance of our model across different fusion ratios. A fusion ratio of 0 indicates the use of only the modality-aware user-item graph in constructing contrastive views, while a fusion ratio of 1 denotes the exclusive use of the random augmentation method. The results clearly demonstrate that, for both datasets, an increase in the fusion ratio leads to a decline in model performance. This finding underscores the superiority of our modality-aware graph diffusion model in enhancing cross-modal contrastive learning by providing modality-aware contrastive views instead of randomly augmented ones. This advantage can be attributed to the effective modeling of latent interaction patterns achieved by our graph diffusion-based generation method, as well as the incorporation of modality information through our carefully designed generative mechanism of incorporating multi-modal context into the diffusion process over user-item interaction graphs.

4 RELATED WORK

4.1 SSL-Augmented Recommender Systems

Self-supervised learning (SSL) has emerged as an effective solution for addressing data sparsity in recommenders [10, 13]. By enhancing original supervision with auxiliary tasks, SSL has improved recommendation model performance. In graph augmentation with contrastive learning, approaches like SGL [32], NCL [13], and HCCF [33] generate SSL signals by contrasting positive node pairs using techniques such as random node/edge dropping and semantic neighbor identification. These methods enrich the learning process, leading to promising results. Recent work in SSL-based sequence augmentation includes CL4SRec [34] and ICL [4], which

leverage techniques like cropping, masking, and reordering to enrich item sequences. In the realm of social recommendation and relational learning, MHCN [36] proposes an SSL task that captures high-order connectivity by maximizing mutual information.

4.2 Multi-Modal Recommendation Methods

The incorporation of multi-modal context has been a focus in advancing recommender systems [1, 14, 26]. Early works, such as VBPR [7], expanded matrix factorization by integrating item embeddings with multi-modal features. More recently, attention-based models like ACF [2] and VECF [3] have captured intricate user preferences using multi-modal content. Graph neural networks, including MMGCN [31] and GRCN [30], have demonstrated the effectiveness of leveraging data structure to model complex, high-order dependencies among users and items in multi-modal scenarios. In this work, we propose a novel multi-modal recommender system approach. By integrating the strengths of diffusion models and self-supervised learning, our method aims to enhance recommendation performance through effective modeling of multi-modal context.

4.3 Generative Models for Recommendation

Recommendation systems have seen significant advancements by leveraging generative models, particularly Generative Adversarial Networks (GANs) [6, 25] and Variational Autoencoders (VAEs) [12, 16]. GAN-based approaches, such as MSSL [25], utilize modality-aware graph generation to enhance multi-modal recommendations. In contrast, VAE-based methods, exemplified by MacridVAE [16], focus on uncovering and separating the intricate latent factors that shape user decision-making, ranging from high-level concepts to specific preferences. Emerging as an alternative to GANs and VAEs, diffusion models have recently gained traction in recommendation systems, offering improved stability and representation [15, 22, 24]. Some approaches, as explored by Wang et al. [22], model the diffusion process by capturing the distribution of interaction probabilities, while others, such as DiffuASR [15], concentrate on the diffusion process at the embedding level. Notably, CDDRec [24] introduces a novel conditional denoising diffusion model that generates high-quality representations of sequences and items, avoiding the issue of collapse. Furthermore, DiffuASR [15] presents a sequential U-Net architecture that adapts the diffusion noise prediction model for discrete sequence generation tasks. DiffKG [11] enables robust knowledge graph learning with diffusion models.

5 CONCLUSION

We introduce DiffMM, a new multi-modal recommendation model that enriches the probabilistic diffusion paradigm by incorporating modality awareness. Our approach utilizes a multi-modal graph diffusion model to reconstruct a comprehensive user-item graph, while harnessing the advantages of a cross-modal data augmentation module that provides valuable self-supervision signals. To assess the effectiveness of DiffMM, we conducted extensive experiments, comparing it to several competitive baselines. The results unequivocally establish the superiority of our approach in terms of recommendation performance, firmly establishing its efficacy. Moving forward, our future plans entail integrating large language models to guide the diffusion process with their powerful semantic understanding, thereby enabling more informative augmentation.

REFERENCES

- [1] X. Cao, Y. Shi, J. Wang, H. Yu, X. Wang, and Z. Yan. Cross-modal knowledge graph contrastive learning for machine learning method recommendation. In *MM*, pages 3694–3702, 2022.
- [2] J. Chen, H. Zhang, X. He, L. Nie, W. Liu, and T.-S. Chua. Attentive collaborative filtering: Multimedia recommendation with item-and component-level attention. In *SIGIR*, pages 335–344, 2017.
- [3] X. Chen, H. Chen, H. Xu, Y. Zhang, Y. Cao, Z. Qin, and H. Zha. Personalized fashion recommendation with visual explanations based on multimodal attention network: Towards visually explainable recommendation. In *SIGIR*, pages 765–774, 2019.
- [4] Y. Chen, Z. Liu, J. Li, J. McAuley, and C. Xiong. Intent contrastive learning for sequential recommendation. In *WWW*, pages 2172–2182, 2022.
- [5] F.-A. Croitoru, V. Hondru, R. T. Ionescu, and M. Shah. Diffusion models in vision: A survey. *Transactions on Pattern Analysis and Machine Intelligence (TPAMI)*, 2023.
- [6] M. Gao, J. Zhang, J. Yu, J. Li, J. Wen, and Q. Xiong. Recommender systems based on generative adversarial networks: A problem-driven perspective. *Information Sciences*, 546:1166–1185, 2021.
- [7] R. He and J. McAuley. Vbpr: visual bayesian personalized ranking from implicit feedback. In *AAAI*, volume 30, 2016.
- [8] X. He, K. Deng, X. Wang, Y. Li, Y. Zhang, and M. Wang. Lightgcn: Simplifying and powering graph convolution network for recommendation. In *SIGIR*, pages 639–648, 2020.
- [9] J. Ho, A. Jain, and P. Abbeel. Denoising diffusion probabilistic models. In *NeurIPS*, volume 33, pages 6840–6851, 2020.
- [10] Y. Jiang, C. Huang, and L. Huang. Adaptive graph contrastive learning for recommendation. In *KDD*, pages 4252–4261, 2023.
- [11] Y. Jiang, Y. Yang, L. Xia, and C. Huang. Diffkg: Knowledge graph diffusion model for recommendation. *arXiv preprint arXiv:2312.16890*, 2023.
- [12] D. Liang, R. G. Krishnan, M. D. Hoffman, and T. Jebara. Variational autoencoders for collaborative filtering. In *WWW*, pages 689–698, 2018.
- [13] Z. Lin, C. Tian, Y. Hou, and W. X. Zhao. Improving graph collaborative filtering with neighborhood-enriched contrastive learning. In *WWW*, pages 2320–2329, 2022.
- [14] F. Liu, H. Chen, Z. Cheng, A. Liu, L. Nie, and M. Kankanhalli. Disentangled multi-modal representation learning for recommendation. *Transactions on Multimedia (TMM)*, 2022.
- [15] Q. Liu, F. Yan, X. Zhao, Z. Du, H. Guo, R. Tang, and F. Tian. Diffusion augmentation for sequential recommendation. In *CIKM*, pages 1576–1586, 2023.
- [16] J. Ma, C. Zhou, P. Cui, H. Yang, and W. Zhu. Learning disentangled representations for recommendation. In *NeurIPS*, volume 32, 2019.
- [17] R. Qiu, S. Wang, Z. Chen, H. Yin, and Z. Huang. Causalrec: Causal inference for visual debiasing in visually-aware recommendation. In *MM*, pages 3844–3852, 2021.
- [18] S. Rendle, C. Freudenthaler, Z. Gantner, and L. Schmidt-Thieme. Bpr: Bayesian personalized ranking from implicit feedback. In *UAI*, pages 452–461, 2009.
- [19] R. Rombach, A. Blattmann, D. Lorenz, P. Esser, and B. Ommer. High-resolution image synthesis with latent diffusion models. In *CVPR*, pages 10684–10695, 2022.
- [20] Z. Tao, X. Liu, Y. Xia, X. Wang, L. Yang, X. Huang, and T.-S. Chua. Self-supervised learning for multimedia recommendation. *Transactions on Multimedia (TMM)*, 2022.
- [21] D. Wang, Q. Wang, Y. An, X. Gao, and Y. Tian. Online collective matrix factorization hashing for large-scale cross-media retrieval. In *SIGIR*, pages 1409–1418, 2020.
- [22] W. Wang, Y. Xu, F. Feng, X. Lin, X. He, and T.-S. Chua. Diffusion recommender model. *arXiv preprint arXiv:2304.04971*, 2023.
- [23] X. Wang, X. He, M. Wang, F. Feng, and T.-S. Chua. Neural graph collaborative filtering. In *SIGIR*, pages 165–174, 2019.
- [24] Y. Wang, Z. Liu, L. Yang, and P. S. Yu. Conditional denoising diffusion for sequential recommendation. *arXiv preprint arXiv:2304.11433*, 2023.
- [25] W. Wei, C. Huang, L. Xia, and C. Zhang. Multi-modal self-supervised learning for recommendation. In *WWW*, pages 790–800, 2023.
- [26] W. Wei, J. Tang, Y. Jiang, L. Xia, and C. Huang. Promptmm: Multi-modal knowledge distillation for recommendation with prompt-tuning. *arXiv preprint arXiv:2402.17188*, 2024.
- [27] Y. Wei, W. Liu, F. Liu, X. Wang, L. Nie, and T.-S. Chua. Lightgt: A light graph transformer for multimedia recommendation. In *SIGIR*, pages 1508–1517, 2023.
- [28] Y. Wei, X. Wang, X. He, L. Nie, Y. Rui, and T.-S. Chua. Hierarchical user intent graph network for multimedia recommendation. *Transactions on Multimedia (TMM)*, 24:2701–2712, 2021.
- [29] Y. Wei, X. Wang, Q. Li, L. Nie, Y. Li, X. Li, and T.-S. Chua. Contrastive learning for cold-start recommendation. In *MM*, pages 5382–5390, 2021.
- [30] Y. Wei, X. Wang, L. Nie, X. He, and T.-S. Chua. Graph-refined convolutional network for multimedia recommendation with implicit feedback. In *MM*, pages 3541–3549, 2020.
- [31] Y. Wei, X. Wang, L. Nie, X. He, R. Hong, and T.-S. Chua. Mmgcn: Multi-modal graph convolution network for personalized recommendation of micro-video. In *MM*, pages 1437–1445, 2019.
- [32] J. Wu, X. Wang, F. Feng, X. He, L. Chen, J. Lian, and X. Xie. Self-supervised graph learning for recommendation. In *SIGIR*, pages 726–735, 2021.
- [33] L. Xia, C. Huang, Y. Xu, J. Zhao, D. Yin, and J. Huang. Hypergraph contrastive collaborative filtering. In *SIGIR*, pages 70–79, 2022.
- [34] X. Xie, F. Sun, Z. Liu, S. Wu, J. Gao, J. Zhang, B. Ding, and B. Cui. Contrastive learning for sequential recommendation. In *ICDE*, pages 1259–1273. IEEE, 2022.
- [35] Z. Yi, X. Wang, I. Ounis, and C. Macdonald. Multi-modal graph contrastive learning for micro-video recommendation. In *SIGIR*, pages 1807–1811, 2022.
- [36] J. Yu, H. Yin, J. Li, Q. Wang, N. Q. V. Hung, and X. Zhang. Self-supervised multi-channel hypergraph convolutional network for social recommendation. In *WWW*, pages 413–424, 2021.
- [37] J. Zhang, Y. Zhu, Q. Liu, S. Wu, S. Wang, and L. Wang. Mining latent structures for multimedia recommendation. In *MM*, pages 3872–3880, 2021.
- [38] X. Zhou, H. Zhou, Y. Liu, Z. Zeng, C. Miao, P. Wang, Y. You, and F. Jiang. Bootstrap latent representations for multi-modal recommendation. In *WWW*, pages 845–854, 2023.

A APPENDIX

In the appendix, we provide additional details to support the main content of the paper. We start by presenting the details of our experimental datasets, including its size, composition, and key characteristics. Next, we conduct a time complexity analysis of our proposed approach, breaking down the computational requirements of the model’s key components. We also include the implementation details of our model and the baseline approaches used for comparison. Finally, we present a model interpretability study, including a case study example that illustrates how our model arrives at its predictions and the factors contributing to its decision-making process.

A.1 Evaluation Dataset

We conducted experiments using three publicly available multi-modal recommendation datasets: Tiktok, Amazon-Baby, and Amazon-Sports. The Tiktok dataset captures user interactions with short-form video content, encompassing rich visual, acoustic, and textual features. To encode the textual information from the video captions and comments, we utilized the Sentence-BERT model, which generates high-quality semantic text embeddings. For the Amazon datasets, we specifically selected the Amazon-Baby and Amazon-Sports product categories as benchmark datasets representing distinct item types. Similar to the Tiktok data, we employed Sentence-BERT to generate textual feature embeddings from the product titles and descriptions. Additionally, we extracted 4096-dimensional visual feature embeddings from the product images. Table 1 provides a comprehensive overview of the three multi-modal recommendation datasets, including details on the dimensionality of the various feature embeddings extracted for each dataset.

A.2 Time Complexity Analysis

In our analysis of the time complexity of our proposed DiffMM, we consider its three key components. Firstly, the multi-modal graph aggregation module involves a time complexity of $O((L + 2|\mathcal{M}|) \times |\mathcal{G}| \times d + \sum_m^{\mathcal{M}} |\mathcal{G}^m| \times d)$. Here, L represents the number of graph neural layers, $|\mathcal{G}|$ is the number of edges in the user-item interaction graph, $|\mathcal{G}^m|$ corresponds to the number of edges in the modality-aware user-item graph of modality m , \mathcal{M} signifies the set of modalities m , and d stands for the embedding dimensionality. Secondly, the cross-modal contrastive learning module exhibits a time complexity of $O(L \times B \times (\mathcal{I} + \mathcal{J}) \times d)$. Here, B denotes the number of users/items included in a single batch, while \mathcal{I} and \mathcal{J} represent the number of items and users, respectively. Third, the multi-modal graph diffusion module has a time complexity of $O(B \times ((\mathcal{I} + d_t) \times d_{diff}) + \mathcal{I} \times d_{diff} + 2\mathcal{I} \times d)$ for training, which can be simplified to $O(B \times \mathcal{I} \times d_{diff})$. During inference, the multi-modal graph diffusion module requires $O(t \times B \times \mathcal{I} \times d_{diff})$ time, where t is the inference time step. It is worth noting that in practical implementation within recommendation systems, the time complexity of the diffusion model is considered acceptable, as it is similar to that of the contrastive learning module, ensuring a comparable level of efficiency to other self-supervised recommendation methods.

A.3 Implementation Details

To ensure fair comparison, we present the hyperparameter settings for implementing the proposed DiffMM framework and the baseline methods. Specifically, our DiffMM model is implemented with

PyTorch, using Adam optimizer and Xavier initializer with default parameters. The training batch size is set to 1024, and the dimensionality of embedding vectors is 64. The learning rate is set to $1e^{-3}$, and the number of GCN layers is 1. The decay of \mathcal{L}_2 regularization term (λ_2) is searched in the set $\{1e^{-1}, 1e^{-2}, 1e^{-3}, 1e^{-4}, 1e^{-5}, 1e^{-6}\}$. The loss weights λ_0 and λ_1 are searched in 1, 0.5, 0.1, 0.01, 0.001 and 1, 0.1, 0.01, respectively, while the hyperparameter ω is searched in 0.10, 0.25, 0.50, 0.75, 1.00, and the temperature coefficient τ is searched in 0.1, 0.5, 1.0. For the baseline methods, we apply the same optimization algorithm, parameter initializer, and batch size as our DiffMM framework, with the hidden dimensionality also set to 64. Shared hyperparameters, such as the number of graph neural networks layers and weight-decay regularizer, are tuned in the same range. For self-supervised methods, the temperature τ for contrastive learning is searched in $\{0.1, 0.5, 1.0\}$, and for baselines that employ random message dropout, the dropout rate is tuned from $\{0.1, 0.2, 0.3, 0.4, 0.5, 0.6, 0.7, 0.8, 0.9\}$.

A.4 Details of Compared Baselines

We conducted a comprehensive comparison of DiffMM with various SOTA methods, encompassing different recommendation paradigms.

- **Conventional CF Method.** MF-BPR [18] is a classic collaborative recommender based on factorization, which incorporates the pairwise Bayesian Personalized Ranking (BPR) loss function.
- **GNN-based CF Models.** NGCF [23] utilizes a multi-layer graph convolutional network to propagate information through the user-item interaction graph and learn latent representations of users and items. LightGCN [8] simplifies message passing for graph neural network-based recommendation by eliminating redundant transformations and non-linear activation functions.
- **Self-Supervised Recommender Systems.** SGL [32] enhances graph CF by incorporating contrastive learning signals through random data augmentation operators. NCL [13] generates positive contrastive pairs by identifying neighboring nodes using EM-based clustering to create contrastive views. HCCF [33] captures local and global collaborative relations using a hypergraph neural network enhanced by cross-view contrastive learning.
- **Multi-Modal Recommendation Frameworks.** VBPR [7] incorporates multi-media features into the matrix decomposition framework. LGCN-M extends the LightGCN by incorporating multi-modal item features into the message passing. MMGCN [31] utilizes GNNs to propagate modality-specific embeddings and capture user preferences related to different modalities for micro-video recommendation. GRCN [30] is a multimedia recommender system that uses a structure-refined GCN to produce refined interactions, identifying false-positive feedback and eliminating noise by pruning edges. LATTICE [37] uncovers latent item-item relations through an item homogeneous graph based on similarities of item modal features. CLCRec [29] addresses the item cold-start problem by enriching item embeddings with multi-modal features through mutual information-based contrastive learning. MMGCL [35] integrates graph contrastive learning with the application of modality edge dropout and masking. SLMRec [20]

Table 5: Statistics of the experimental datasets with multi-modal item Visual(V), Acoustic(A), and Textual(T) contents.

Dataset	TikTok			Amazon-Baby		Amazon-Sports	
Modality	V	A	T	V	T	V	T
Embed Dim	128	128	768	4096	1024	4096	1024
User	9319			19445		35598	
Item	6710			7050		18357	
Interactions	59541			139110		256308	
Sparsity	99.904%			99.899%		99.961%	

introduces data augmentation for multi-modal content, involving noise perturbation over features and multi-modal pattern uncovering. **BM3** [38] introduces self-supervised learning for multi-modal recommendation, eliminating the need for randomly sampled negative samples in modeling user-item interactions.

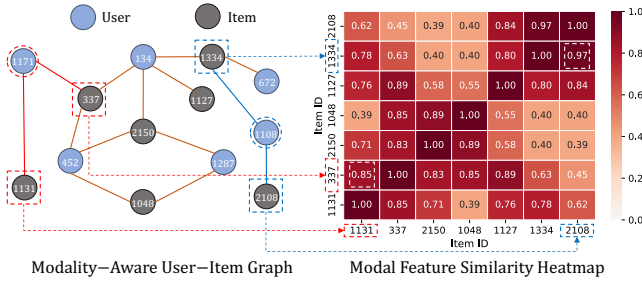


Figure 5: Case study on the generated modality-aware user-item graph, using visual modality from Amazon-Baby data.

A.5 Model Interpretability Study (RQ6)

To assess the generation capability of our DiffMM framework, equipped with the modality signal injection mechanism (MSI), we conducted a detailed case study on a generated user-item graph. Figure 5 showcases a randomly sampled sub-graph derived from the Amazon-Baby dataset using image modality features. The right portion of the figure displays a heat map representing item-wise similarity based on the corresponding modality features.

The results reveal a strong correlation between the constructed graph structures and the modality feature-based similarity. For instance, in the generated graph, items 1131 and 337 are both neighbors of user 1171, and they exhibit a high similarity score of 0.85 in the heat map. This similarity score ranks as the highest for item 1131 and the second-highest for item 337. Similarly, items 1334 and 2108, with a high similarity score of 0.97, are connected to the same user 1108 in the generated graph, indicating their modality-aware similarity. Notably, these item pairs do not possess a direct connection in the original user-item interaction graph. Instead, their linkages are established through the influence of the modal features.

This case study clearly demonstrates the effectiveness of DiffMM in generating modality-specific graphs, thereby enhancing cross-modal contrastive learning through high-quality data augmentations. This advantage stems from two key design elements of our model. Firstly, our diffusion-based graph generation method accurately captures latent user-item interactive patterns by undergoing step-wise forward and reverse denoising training. Secondly, our mechanism successfully incorporates modality-specific information into the diffusion process, ensuring that the generated graphs reflect the unique characteristics of each modality.