

# A framework for optimisation based stochastic process discovery\*

Pierre Cry<sup>1</sup>, András Horváth<sup>2</sup>, Paolo Ballarini<sup>1</sup>, and Pascale Le Gall<sup>1</sup>

<sup>1</sup> Université Paris Saclay, CentraleSupélec, Gif-sur-Yvette, France  
 {pierre.cry,paolo.ballarini,pascale.legall}@centralesupelec.fr

<sup>2</sup> Università di Torino, Torino, Italy  
 horvath@di.unito.it

**Abstract.** Process mining is concerned with deriving formal models capable of reproducing the behaviour of a given organisational process by analysing observed executions collected in an *event log*. The elements of an event log are finite sequences (i.e., *traces* or *words*) of actions. Many effective algorithms have been introduced which issue a *control flow* model (commonly in Petri net form) aimed at reproducing, as precisely as possible, the *language* of the considered event log. However, given that identical executions can be observed several times, traces of an event log are associated with a *frequency* and, hence, an event log inherently yields also a *stochastic language*. By exploiting the trace frequencies contained in the event log, the stochastic extension of process mining, therefore, consists in deriving stochastic (Petri nets) models capable of reproducing the likelihood of the observed executions. In this paper, we introduce a novel stochastic process mining approach. Starting from a “standard” Petri net model mined through classical mining algorithms, we employ optimization to identify optimal weights for the transitions of the mined net so that the stochastic language issued by the stochastic interpretation of the mined net closely resembles that of the event log. The optimization is either based on the maximum likelihood principle or on the earth moving distance. Experiments on some popular real system logs show an improved accuracy w.r.t. to alternative approaches.

**Keywords:** Stochastic process mining · Stochastic Petri nets · Maximum-likelihood · Earth Movers Distance · Weights estimation

## 1 Introduction

A *business process* consists in a set of activities performed so to accomplish a specific organisational goal. Understanding business processes is of prime importance for organisations in many respects: firstly, to obtain a formal description of often undocumented processes, then to use the obtained *process model* to monitor and possibly improve the process under study. The principle goal of *process*

\* Accepted for publication at International Conference on Quantitative Evaluation of SysTems (QEST) 2024.

*mining* [12] is to *discover* a process model by exploiting the data that information systems of organisations accumulate in the form of *event logs*. An event log consists of a collection of traces where each *trace* is formed by a sequence of timestamped activities representing one observed case of the process. Since the same sequence of actions may be observed in multiple cases of a process, the same event log may contain multiple occurrences of the same trace, therefore leading to *trace frequency* being inherently associated with traces of a log: trace frequency quantifies how many times each unique sequence of actions has been observed, hence how likely it is the process exhibits the corresponding behavior.

*Process discovery* algorithms [4,11,17,14,16,1] analyse an event log in order to *mine* a formal model, commonly a Petri net, aimed at capturing the *control-flow* of the observed process and hence reproducing the *log language*, that is: the *model language*, issued by the model's operational semantics, should be close to the log language. Evaluating the resemblance between a mined model and its corresponding log is the subject of *conformance checking* analysis, which includes criteria such as assessing how many traces of the log are reproduced by the model (*fitness*) and conversely, how many traces of the model are not amongst that of the log (*precision*). Certain mining algorithms, e.g., inductive miner [4], guarantee, by construction, that the mined model fits the log.

Although proven effective in many respects, "standard" *discovery* approaches are affected by an inherent weakness as they do not consider a very valuable source of information contained in the logs, that is, trace frequency. This may severely undermine the ability to improve the modelled business as the discovered models cannot reproduce the likelihood of the observed behaviours. That leads to *stochastic process mining* whose goal is discovering stochastic models which, other than the control flow also reproduce the likelihood of the observed process. This can be achieved either *indirectly*, i.e., using a standard miner to obtain a control flow model and then, based on the trace frequencies, devising adequate *weights* to convert it into a stochastic model [2], or *directly*, i.e., by devising a stochastic model straight from the log [3]. In the stochastic settings, the resemblance between models and logs (i.e., *stochastic conformance checking*) concerns the resemblance between *stochastic languages*. The most popular Earth Movers Stochastic Conformance (EMSC) measure [5,6] is obtained as an adaptation of the Earth Movers Distance (EMD or Wasserstein distance) to the stochastic languages case.

In this paper we consider the indirect stochastic process discovery approach and propose a framework based on numerical optimisation to obtain optimal weights for the transitions of the Petri net. Our approach relies on calculating the probability that a given trace is produced by a stochastic Petri net as function of its transition weights. We do so by the construction of a dedicated *unfold directed acyclic graph* whose nodes store the probability of finite prefixes as they are unfolded from the Petri net's reachability graph. Then, in order to optimize the weights, we need to measure the distance between the stochastic language of the event log and that of the Petri net. We consider two distance measures, the Kullback-Leibler divergence and the earth moving distance. Minimizing the

Kullback-Leibler divergence corresponds to the maximum likelihood principle and leads to an efficient way to measure the divergence between the event log and the Petri net model. The earth moving distance is more popular in the area of stochastic languages but requires considerably more computational effort. To the best of our knowledge divergence based numerical weight optimization has not been experimented with before.

The paper is organised as follows: in Section 2 we introduce preliminary notions the remainder of the manuscript relies upon; in Section 3, we describe the novel stochastic discovery approach we propose whereas in Section 4 we demonstrate its application through a number of experiments on popular real-life event logs. We wrap up the manuscript with conclusive remarks and future perspectives in Section 5.

### 1.1 Related work

Not many methods have been proposed so far in the literature to discover stochastic models from an event log. In Rogge-Solti *et al.*'s seminal work [10] authors introduced a framework to discover generalised stochastic Petri net (GSPN) models extended with generally distributed timed transitions so to allow for performance analysis of the mined process.

Burke *et al.*'s [2] instead address the problem of converting a workflow Petri net, mined through a conventional discovery algorithm, into an adequate stochastic workflow Petri net through weight estimation. Notice that, differently from [10], the class of stochastic Petri net considered in this case is the subclass of GSPN whose transitions are solely *immediate*, i.e., time delays are not captured by the model (hence the timestamps of the event log are ignored), only the probability of events is accounted for. Specifically [2] introduced six weight estimators, that combine summary statistics computed on the log (e.g., number of times a subsequence of activities is observed on the log's traces) with statistics computed on the model and taking into account structural relationships between the Petri net nodes (e.g., *transitions causality*). These estimators enjoy being computationally light, as, by definition, they do not need assessing the language of the Petri net model. However, the price for such simplicity is paid in terms of conformance as the distance between the resulting model's and the log's stochastic languages appears, in many cases, to be far from optimal. In a follow up work [3] the same authors introduced a framework to directly discover an *untimed* GSPN model from a log based on traces' frequency.

## 2 Preliminaries

We introduce a number of notions/notations that will be used in the remainder. *Alphabets, traces, languages.* We let  $\Sigma$  denotes the alphabet of an event log's activities (we use letters to denote activities of an alphabet, e.g.,  $\Sigma = \{a, b, c\}$ ) and  $\Sigma^*$  the set of possibly infinite traces (words) composed of activities in  $\Sigma$  where  $\epsilon \in \Sigma^*$  represents the empty trace. We let  $T \subset \Sigma^*$  denotes a generic

set of traces built on alphabet  $\Sigma$  and  $t \in T \subset \Sigma^*$  a trace in  $T$ , for example,  $t = \langle a, b, b, a, c \rangle \in T \subset \{a, b, c\}^*$ .

*Stochastic language.* A stochastic language over an alphabet  $\Sigma$  is a function  $L : \Sigma^* \rightarrow [0, 1]$  that provides the probability of the traces such that  $\sum_{t \in \Sigma^*} L(t) = 1$ .

*Event log.* An event log  $E$  is a multi-set of traces built on an alphabet  $\Sigma$ , i.e.,  $E \in \text{Bag}(\Sigma^*)$ . Given a trace  $t \in E$  we denote by  $f(E, t)$  its multiplicity (i.e., its frequency in  $E$ ). The stochastic language induced by an event log is straightforwardly obtained by computing the probability of the traces as  $p(E, t) = f(E, t) / \sum_{t \in \text{Supp}(E)} f(E, t)$  where  $\text{Supp}(E)$  denotes the set of unique traces in  $E$ , i.e., its support. The stochastic language of an event log  $E$  will be denoted by  $L_E$ .

*Petri net.* A labelled Petri net model is a tuple  $N = (P, T, F, \Sigma, \lambda, M_0)$ , where  $P$  is the set of places,  $T$  the set of transitions,  $F : (P \times T) \cup (T \times P) \rightarrow \mathbb{N}$  gives the arcs' multiplicity (0 meaning absence of arc),  $\lambda : T \rightarrow (\Sigma \cup \tau)$  associates each transition with an action ( $\tau$  being the silent action) and  $M_0 : P \rightarrow \mathbb{N}$  is the initial marking. For  $N$  a PN we denote  $RG(N) = (S, A)$ , where  $S = RS(N)$  is the reachability set (the set of markings reachable from the initial one, and  $A \subseteq RS(N) \times RS(N) \times T$  is the set of arcs whose elements  $(M, M', t) \in A$  are such that  $M[t]M'$ , i.e.  $M'$  is reached from  $M$  by firing of  $t$ .

*Workflow net.* A workflow net is a 1-safe<sup>3</sup> Petri net with the following structural constraints: 1) there exists a unique place, denoted *source* with no incoming transition and a unique place denoted *sink* with no outgoing transitions; 2) the initial marking is  $M_0(\text{source}) = 1$  and  $M(p) = 0$  for any place  $p$  different from *source* and 3) the net graph can be turned into a strongly connected one by adding a single transition outgoing place *sink* and ingoing place *source*.

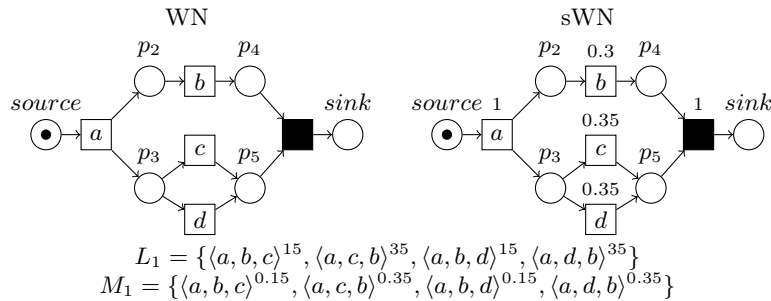


Fig. 1: An event log  $L_1$  with corresponding workflow net (left) and stochastic workflow net (right) whose transitions' weights are depicted above each transition: notice the stochastic language  $M_1$  induced by the sWN conforms that of  $L_1$ .

<sup>3</sup> In any marking each place may contain at most 1 token

*Stochastic workflow net.* In the remainder we consider the stochastic, untimed, extension of workflow nets, which we refer to as stochastic workflow nets (sWN). In practice a sWN  $N_s = (P, T, F, W, \Pi, \Sigma, \lambda, M_0)$  is a Generalised Stochastic Petri Net (GSPN) [7] consisting uniquely of *immediate* transitions, i.e.  $T = T_i \cup T_t$ , with  $T_t = \emptyset$  ( $T_t$ , resp.  $T_i$ , being the subset of timed transitions, resp. immediate transitions), each of which is associated with a non-negative weight  $W : T \rightarrow \mathbb{R}_{>0}$  while priorities are all equal ( $\Pi(t) = 1, \forall t \in T$ ), therefore in the remainder we omit  $\Pi$  from the characterisation of a sWN. Furthermore we use  $RG(N_s)$  to refer to the reachability graph of a sWN  $N_s$ . We denote by  $L_N$  the stochastic language associated with the sWN  $N$ .

*Example 1.* Figure 1 shows an example of event log, corresponding workflow net and stochastic workflow net together with the stochastic language induced by the latter.

### 3 Method

In the following we introduce a novel stochastic process discovery procedure based on *weight optimisation*. Figure 2 summarises the relevant phases of the procedure. Starting from an event log, which contains the observations of the system under study, a WN model  $N$  is obtained through some mining algorithm and its corresponding RG is computed. The resulting RG, combined with an initial (random) vector of transition weights, is then used to evaluate the stochastic language issued by the stochastic interpretation of the WN, i.e. by associating the transitions of the mined WN with the weights of the considered weights vector.

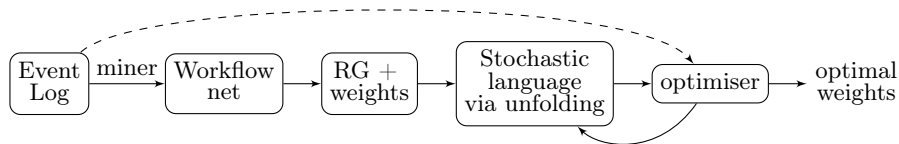


Fig. 2: Optimised stochastic process discovery.

The assessment of the stochastic language that corresponds to a given vector of transitions' weights is achieved through breadth first unfolding of the RG (see Algorithm 1). The obtained stochastic language is then fed in to an optimisation engine which by means of a *distance measure* assess the resemblance between the log's and model's stochastic languages and iteratively search optimal weights for the transitions of the mined WN. In the remainder we characterise the two main phases of the framework.

### 3.1 Computation of trace probability of a stochastic WN

The first step of the optimised stochastic discovery framework consists in computing the stochastic language associated with a given sWN. It is done by `TRACEPROBABILITIES`( $N, RG, U$ ) (shown in Algorithm 1) that takes as inputs a sWN  $N$ , its reachability graph  $RG$  and a finite set of traces  $U$ , and returns the probability that traces of  $U$  occur in  $N$ , in the form of set of pairs  $(tr, pr) \in U \times [0, 1]$ , where  $pr$  is the probability of trace  $tr$ .

---

#### Algorithm 1 Reachability graph unfolding to compute trace probabilities

---

`TRACEPROBABILITIES`( $N, RG, U$ )

**Input:** a sWN  $N = (P, T, F, W, \Sigma, \lambda, M_0)$ , the corresponding reachability graph  $RG = (S, A)$ , a finite set of traces  $U \in \Sigma^*$

**Output:**  $D \subseteq U \times [0, 1]$  set of pairs associating traces of  $U$  with probability value

```

1:  $PrArcs \leftarrow \{\}$ 
2: for all  $(st, st', t) \in A$  do
3:    $sumw = 0$ 
4:   for all  $(st, st'', t') \in A$  do
5:      $sumw \leftarrow sumw + W(t')$ 
6:   end for
7:    $PrArcs \leftarrow PrArcs \cup \{(st, st', t, W(t)/sumw)\}$ 
8: end for
9:  $D \leftarrow \{\}$ ,  $Q \leftarrow$  empty queue
10:  $Q.ENQUEUE((initial\ state\ of\ RG, 0, \epsilon), 1)$ 
11: while  $Q$  is not empty do
12:    $((st, level, tr), pr) \leftarrow Q.DEQUEUE()$ 
13:   for all  $(st, st', t, prarc) \in PrArcs$  do
14:      $newst \leftarrow st'$ 
15:      $newtr \leftarrow tr + \lambda(t)$ 
16:      $newpr \leftarrow pr \cdot prarc$ 
17:     if  $newst$  is the sink then
18:       if  $newtr$  is a trace in  $U$  then
19:          $D.ADDORINCREASE(newtr, newpr)$ 
20:       end if
21:     else if  $newtr \in prefixes(U)$  then
22:        $Q.ADDORINCREASE((newst, level + 1, newtr), newpr)$ 
23:     end if
24:   end for
25: end while
26: return  $D$ 

```

---

The algorithm begins (line 2 to 6) with enriching each arc of the RG with the probability of the corresponding transition computed w.r.t. the weight function of the sWN. The probability of each arc of the RG is needed, in the remainder (line 16), for establishing the probability of the paths as they are unfolded.

In order to follow a breadth first order for unfolding  $RG(N_s)$ , a queue,  $Q$ , is used. The elements of the queue are pairs  $((st, level, tr), pr)$  whose first element, is a triple  $(st, level, tr)$ , where  $st \in S$  is a state of the  $RG(N_s)$ ,  $level \in \mathbb{N}$  represents the length of the unfolded path that leads to  $st$  (from the initial state of  $RG(N_s)$ ) and  $tr \in prefixes(U)$  is a prefix of some trace in  $U$  ( $prefixes(U)$  being the set of all prefixes of traces in  $U$ ). The second element  $pr \in [0, 1]$  is the probability of the path.  $Q$  is initialised (line 10) by enqueueing  $((source, 0, \epsilon), 1)$  meaning the initial triple, corresponding to the initial state  $source$  of the RG, length 0 and with the empty trace, is assigned probability one.

The probability of the traces in  $U$  are kept in a set of pairs,  $D$ , composed of a trace and a real number. For both the queue,  $Q$ , and the set,  $D$ , we assume to have a procedure we call `ADDORINCREASE(key  $k$ , value  $v$ )` that adds  $k$  with value  $v$  if  $k$  is not present, otherwise it increases the value associated with  $k$  by  $v$ . In case of  $Q$  the key is a triple  $(state, level, trace)$  while in case of  $D$  is a *trace*. This mechanism is necessary because in most cases, due to the silent transitions, the same triple in  $Q$  (trace in  $D$ ) can be reached (generated) through different sequences of transitions.

The unfolding procedure, shown in Algorithm 1, proceeds by dequeuing a triple from  $Q$  (line 12) and exploring all outgoing arcs of the corresponding state of the RG (line 13). From line 14 to 16 we take into account the effect of the considered arc. From line 17 to 20, we cover the case in which the newly reached state is the *sink*: if the generated trace is present in  $U$  then the pair  $(trace, probability)$  is either added to  $D$  or the associated value is updated. If the newly reached state is not the *sink* and the trace generated so far is a prefix of a trace in  $U$ , we either add a new item to the queue or increase the probability associated with an existing one. When the queue is empty  $D$  is returned.

It is worth to mention that in order to proceed as described above, it is necessary to include in the items of the queue the number of traversed arcs. This is due to the fact the mined WNs with their silent transitions are usually such that the same  $(state, trace)$  pair can be reached by different number of arcs. Keeping track of the number of traversed arcs helps to proceed in breadth first fashion and not to lose information on the way

Algorithm 1 is presented in such a way that the unfolding is restricted to a set of traces, which is useful to evaluate traces present in an event log. This is an advantageous choice from the point of view of execution time since event logs usually contain much less traces than the number of traces their mined WN counterpart can produce. Moreover, most mined WNs contain cycles leading to an infinite number of possible traces. It is however straightforward to modify the algorithm to make the calculations not based on a set of traces. If the number of possible traces is infinite, one can put a limit on the length of the traces (disregarding the silent transitions) or cover a given amount of probability, for example, so to stop the unfolding when the total probability in  $D$  is more than 0.9. It is also possible that, due to the complexity of the WN or the characteristics of the event log, even restricting the calculation to the traces present in the event log the execution time is unfeasible (this can easily happen in the presence of

long traces that can be generated by many different transition sequences of the WN). In this case a limit on the length of the traces can be introduced to obtain at least an approximation.

*Example 2.* We illustrate the function of the computation of the stochastic language of a sWN that corresponds to a WN mined from a log by application of Algorithm 1. Figure 3 shows a WN mined <sup>4</sup> from the event log

$$E = \{\langle AAAA \rangle, \langle AAA \rangle, \langle QAQAQ \rangle, \langle AA \rangle, \langle AAQQA \rangle\}$$

built on alphabet  $\Sigma = \{A, Q\}$ . The WN contains seven silent transitions and two labelled with the activities in  $\Sigma$ . The corresponding reachability graph is shown in Figure 4 (states are labelled with the corresponding WN marking depicted as the string composed by appending the names of places which contain a token). Note that the language associated with the WN is not finite since the WN contains loops involving non-silent transitions.

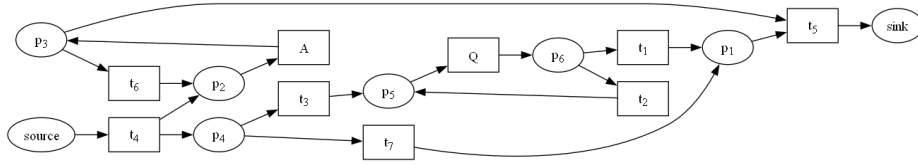


Fig. 3: WN mined from log  $E = \{\langle AAAA \rangle, \langle AAA \rangle, \langle QAQAQ \rangle, \langle AA \rangle, \langle AAQQA \rangle\}$

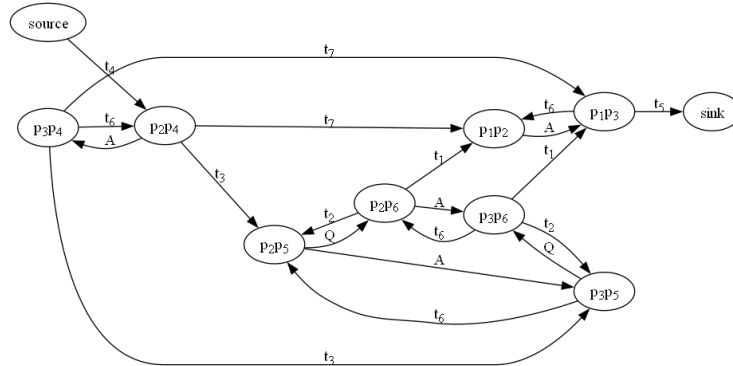


Fig. 4: Reachability graph of the WN in Figure 3.

Figure 5 depicts the directed acyclic graph resulting from the unfolding of the RG by application of Algorithm 1. Every node is labelled with the corresponding marking and the trace corresponding to the non-silent transitions

<sup>4</sup> using the inductive miner algorithm [4].



occurred in the path from the initial state to the considered node (notice that for simplicity, in Figure 5, the length of the path is not depicted for nodes as nodes are positioned level by level, with the initial node being at level 0). Note that, for sake of completeness, Figure 5 contains a few nodes that, during the execution of Algorithm 1, are not inserted neither in the queue  $Q$ , nor in the set  $D$ , as their corresponding trace does not belong to the considered event log. For example the left most node in level 6, i.e.,  $(sink, QA)$ , resulting from a transition sequence that arrives to the *sink* producing the trace  $\langle QA \rangle \notin \{\langle AAAA \rangle, \langle AAA \rangle, \langle QAQAQ \rangle, \langle AA \rangle, \langle AAQQA \rangle\}$ .

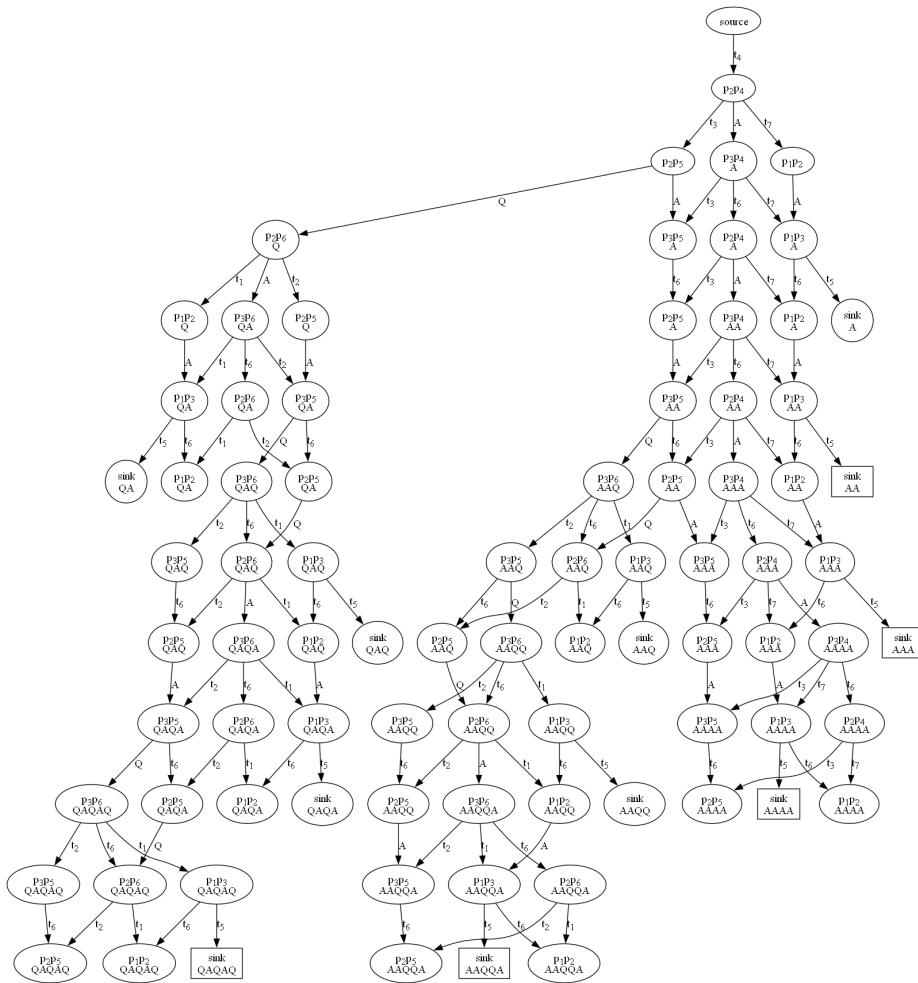


Fig. 5: Unfolding of the RG in Figure 4 restricted to the traces  $AAAA$ ,  $AAA$ ,  $QAQAQ$ ,  $AA$  and  $AAQQA$ . Rectangles correspond to completed traces present in the event log.

In order to give a flavor of the expressions constructed by the unfolding, we report here the equations needed to calculate the probability of two traces, one present in the event log,  $AA$ , and the other not,  $QA$ . The probability of the nodes that are necessary to calculate  $P(AA)$  and  $P(QA)$  are listed level by level from left to right (see Figure 5):

$$\begin{aligned}
P(\text{source}, 0) &= 1, & P(p_2p_4, 1) &= P(\text{source}, 0), & P(p_2p_5, 2) &= P(p_2p_4, 1) \frac{w_3}{w_3 + w_7 + w_A}, \\
P(p_3p_4, 2, A) &= P(p_2p_4, 1) \frac{w_A}{w_3 + w_7 + w_A}, & P(p_1p_2, 2) &= P(p_2p_4, 1) \frac{w_7}{w_3 + w_7 + w_A}, \\
P(p_2p_6, 3, Q) &= P(p_2p_5, 2) \frac{w_Q}{w_A + w_Q}, & P(p_2p_4, 3, A) &= P(p_3p_4, 2, A) \frac{w_6}{w_3 + w_6 + w_7}, \\
P(p_1p_3, 3, A) &= P(p_3p_4, 2, A) \frac{w_7}{w_3 + w_6 + w_7} + P(p_1p_2, 2), \\
P(p_1p_2, 4, Q) &= P(p_2p_6, 3, Q) \frac{w_1}{w_1 + w_2 + w_A}, & P(p_3p_6, 4, QA) &= P(p_2p_6, 3, Q) \frac{w_A}{w_1 + w_2 + w_A}, \\
P(p_3p_4, 4, AA) &= P(p_2p_4, 3, A) \frac{w_A}{w_3 + w_7 + w_A}, \\
P(p_1p_2, 4, A) &= P(p_2p_4, 3, A) \frac{w_7}{w_3 + w_7 + w_A} + P(p_1p_3, 3, A) \frac{w_6}{w_5 + w_6}, \\
P(p_1p_3, 5, QA) &= P(p_1p_2, 4, Q) + P(p_3p_6, 4, QA) \frac{w_1}{w_1 + w_2 + w_6}, \\
P(p_1p_3, 5, AA) &= P(p_3p_4, 4, AA) \frac{w_7}{w_3 + w_6 + w_7} + P(p_1p_2, 4, A), \\
P(\text{sink}, 6, QA) &= P(p_1p_3, 5, QA) \frac{w_5}{w_5 + w_6}, & P(\text{sink}, 6, AA) &= P(p_1p_3, 5, AA) \frac{w_5}{w_5 + w_6}
\end{aligned}$$

from which

$$\begin{aligned}
P(QA) &= \frac{w_1 w_3 w_5 (w_1 + w_2 + w_6 + w_A) w_Q}{(w_1 + w_2 + w_6)(w_5 + w_6)(w_1 + w_2 + w_A)(w_3 + w_7 + w_A)(w_A + w_Q)} \\
P(AA) &= \frac{w_5 w_6 w_7 (w_3 + w_6 + w_7 + w_A) ((w_3 + w_7)(w_3 + w_6 + w_7) + (w_3 + w_5 + 2w_6 + w_7) w_A)}{(w_5 + w_6)^2 (w_3 + w_6 + w_7)^2 (w_3 + w_7 + w_A)^2}
\end{aligned}$$

which we show because it outlines the complicated role that each parameter can have in the probabilities involved in the parameter estimation.

### 3.2 Measuring the distance between two stochastic languages

The main goal of this paper is *weight estimation*, i.e., to find such a weight function,  $W$ , for the mined sWN,  $N$ , with which the stochastic language produced by the sWN,  $L_N$ , resembles that of the event log,  $L_E$ . This requires to choose a way to measure the distance (called also divergence or difference) between two stochastic languages, namely,  $L_N$  and  $L_E$ . In order to make explicit the role of the weight function, the probability that  $N$  produces a given trace  $t$  will be denoted by  $L_N(t, W)$ .

The use of one distance measure, namely, the *Kullback-Leibler divergence* (KLD) (called also relative entropy), corresponds to the probably most used parameter estimation approach which is *maximum likelihood estimation*. The maximum likelihood estimate corresponds to that point in the parameter space, in our case those transition weights, with which the observed data is most likely. The corresponding optimization procedure is based on the likelihood function which, given the transition weights, determines how probably the sWN  $N$  reproduces  $L_E$ .

The likelihood function, whose maximization corresponds to the minimization of the KLD between  $L_E$  and  $L_N$ , is

$$M_{LH}(W) = \prod_{t \in \text{Supp}(E)} L_N(t, W)^{L_E(t)} \tag{1}$$

Since (1) can easily be subject to numerical underflow, to optimization purposes usually its logarithm is used (which clearly shares the position of the maximum)

$$\log(M_{LH}(W)) = \sum_{t \in \text{Supp}(E)} L_E(t) \log(L_N(t, W)) \tag{2}$$

It is important to note that the calculation of (2) requires the probability of only those traces that are present in the event  $\log E$ .

Another way to measure the difference between two distributions is provided by the popular *earth moving distance* (EMD), called also *Wasserstein distance* (WD). Intuitively, the idea is to compute the minimal “cost” to transform one distribution into the other, where cost is intended as the *amount of probability* that has to be moved multiplied by the average *distance* it needs to be moved.

As an example, consider two discrete random variables,  $X$  and  $Y$ , with support  $\{1, 2, 3\}$  and probability mass functions,  $p_X(x)$  and  $p_Y(y)$ , as depicted in Figure 6. In this simple case, it is obvious that, in order to transform  $p_X$  to  $p_Y$

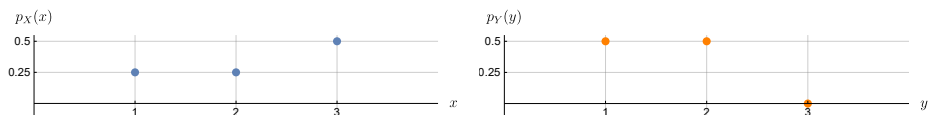


Fig. 6: Probability mass functions  $p_X(x)$  and  $p_Y(y)$ .

with minimal cost,  $1/4$  of probability needs to be moved from  $x = 3$  to  $y = 1$  with associated distance  $3 - 1 = 2$  and  $1/4$  of probability from  $x = 3$  to  $y = 2$  with associated distance  $3 - 2 = 1$ . The total cost is  $1/4 \cdot 2 + 1/4 \cdot 1 = 3/4$  which is the EMD distance between  $p_X$  and  $p_Y$ . Transforming  $p_Y$  to  $p_X$  has the same minimal cost. The transformation can be described by the so-called transport matrix ( $M$ ) and the associated distance matrix ( $C$ ) which are, respectively,

$$M = \begin{pmatrix} 1/4 & 0 & 0 \\ 0 & 1/4 & 0 \\ 1/4 & 1/4 & 0 \end{pmatrix} \quad C = \begin{pmatrix} 0 & 1 & 2 \\ 1 & 0 & 1 \\ 2 & 1 & 0 \end{pmatrix} \tag{3}$$

where reading  $M$  row-wise give the transformation from  $p_X$  to  $p_Y$  while column-wise from  $p_Y$  to  $p_X$ . Note also that row sums provide  $p_X$  while column sums  $p_Y$ .

In case of distributions defined over a metric space, such as the above given  $p_X$  and  $p_Y$ , the distance associated with moving probability from a point  $x$  to a

point  $y$  is naturally defined, i.e., it is  $|x - y|$ . However, in the case of stochastic languages, a notion of distance between two traces (words) must be considered. The most natural and practically applied one is the Levenshtein distance which measures the distance between two strings (traces composed of actions in our case) as the minimum *alignment* [13], that is, the minimum number of single-character edits (insertion, deletion or substitution of an action) needed to change one word (trace) into the other. The Levenshtein distance between two traces,  $t_1$  and  $t_2$ , will be denoted by  $c(t_1, t_2)$ .

In order to define the EMD in our context, we denote by  $T_N$  the set of traces generated by the sWN  $N$  (the fact that it can be infinite will be dealt with later).

Then the EMD between  $L_E$  and  $L_N$  is defined based on the following optimization problem (recall that we must find the way that transforms one into the other with minimal cost):

$$M_{EMD}(W) = \min_m \sum_{t_1 \in Supp(E), t_2 \in T_N} c(t_1, t_2) m(t_1, t_2) \quad (4)$$

such that  $\begin{cases} \sum_{t_2 \in T_N} m(t_1, t_2) = L_E(t_1) & \forall t_1 \in Supp(E) \\ \sum_{t_1 \in Supp(E)} m(t_1, t_2) = L_N(t_2, W) & \forall t_2 \in T_N \\ m(t_1, t_2) \geq 0 & \forall t_1 \in T_1, t_2 \in T_2 \end{cases}$

where the function  $m$  is analogous to the transport matrix in (3). Using a normalized version of the Levenshtein distance, it is guaranteed that  $0 \leq M_{EMD}(W) \leq 1$ , resulting in a measure that, conversely to both likelihood function and Kullback-Leibler divergence, is possible to interpret (i.e. 0 indicates perfect matching while 1 complete difference). If  $Supp(E)$  and  $T_N$  are finite sets computing (4) corresponds to a linear programming problem whose size depends on  $|Supp(E) \cup T_N|$ . *Dealing with infinite languages.* In case the net language  $T_N$  is infinite, which is common as mining algorithms often yields nets containing cycles, the exact evaluation of the EMD is replaced by the so called *truncated* EMD (tEMD), commonly expressed as tESMC, i.e., its 1-complement, tEMSC=1-tEMD [5]. The basic idea behind tEMD computation is to consider a sufficiently large subset of traces that covers a given amount of probability. It turns out that even relatively small “coverage” thresholds, e.g., 0.8, may correspond to a large number of traces to be unfolded hence making tEMD calculation slow (see experiments in Table 1) and therefore often not suitable for the purpose of parameter estimation.

As an alternative, in this paper we propose a different approach, which we name *restricted* EMD (rEMD), that is: to restrict the calculation of the EMD to those traces that are present in the event log. This, in most cases, results in a defective stochastic language, i.e., the total probability is less than one. In order to calculate the EMD (4), we apply normalization to obtain a non-defective stochastic language. In most cases,  $|Supp(E)| \ll |T_N|$  even when  $T_N$  is not infinite. Hence reducing the calculation of the EMD to the traces in  $Supp(E)$  can be feasible to optimization purposes.

Finally we point out that the distance measures  $\log(M_{LH}(W))$ , given in (2), and  $M_{EMD}(W)$ , given in (4), can be calculated based on the probabilities returned by TRACEPROBABILITIES given in Algorithm 1.

**Algorithm 2** Weight optimizationOPTIMIZEDWEIGHTS( $m, n_0, max_{iter}$ )**Input:** distance measure  $m$  (LH or EMD) and two integers  $n_0 > 0$  and  $max_{iter} > 0$ **Output:** the optimized weights  $W_{opt}$ 


---

```

1: for  $i = 1, 2, \dots, n_0$  do
2:    $W \leftarrow$  random weights
3:   if  $m = \text{LH}$  then
4:      $M \leftarrow -\log(M_{LH}(W))$ 
5:   else
6:      $M \leftarrow M_{EMD}(W)$ 
7:   end if
8:   if  $M < M_{best}$  or  $i = 1$  then
9:      $M_{best} \leftarrow M, W_0 \leftarrow W$ 
10:  end if
11: end for
12: if  $m = \text{LH}$  then
13:    $W_{opt} \leftarrow \text{MINIMIZE}(-\log(M_{LH}(W)), W_0, max_{iter})$ 
14: else
15:    $W_{opt} \leftarrow \text{MINIMIZE}(M_{EMD}(W), W_0, max_{iter})$ 
16: end if
17: return  $W_{opt}$ 

```

---

**3.3 Weight optimization**

Optimization of the weight function  $W$  (which, in an implementation, is represented simply as a vector of positive real-valued weights) can be performed either by maximizing  $\log(M_{LH}(W))$  (2) or by minimizing  $M_{EMD}(W)$  (4). In order to minimize in both cases one can simply use  $-\log(M_{LH}(W))$  instead of  $\log(M_{LH}(W))$ . We experimented with several constrained gradient descent algorithms that requires a starting point in the parameter space. Here we refer to these algorithms in general as  $\text{MINIMIZE}(f_{obj}(W), W_0, max_{iter})$  where  $f_{obj}(W)$  is the objective function,  $W_0$  is the starting point and  $max_{iter}$  is the maximal number of iterations (the optimization might stop before if it is not able to further minimize  $f_{obj}(W)$ ).  $\text{MINIMIZE}$  returns the optimized weights. In Section 4 we give more details on the applied optimization algorithms. The objective function is such that several local optimums may exist in which the optimization process can get stuck. For this reason, and also to speed up optimization, we begin with choosing the most promising starting point among  $n_0$  randomly selected points of the parameter space. The corresponding algorithm is formulated in such a way that the choice between LH and EMD depends on a parameter. It is shown in Algorithm 2.

**3.4 Execution time**

Precise analysis of the computational complexity of the applied algorithms is highly difficult due to the large number of factors it depends on. We try to list here the main factors and their effect.

During the unfolding (Algorithm 1) the queue  $Q$  contains elements (*state*, *level*, *trace*) corresponding to the same *level* or elements corresponding to two consecutive levels. The potential number of elements with a given *level* depends on the number of markings that can be reached in *level* transition firings (which is related to the number of markings of the sWN) and on the number of different traces that can be generated arriving to a given marking. The way this number grows can heavily depend on the size of the alphabet. Larger alphabet usually means slower unfolding. The structure of the mined sWN is also crucial, the larger the number of concurrently enabled transitions the slower the unfolding. Often the mined sWN is such that firing of a set of transitions in any order starting from a marking leads to the same marking. Also this has a negative effect on the execution time. On the other hand, limiting the unfolding to traces of an event log usually makes the unfolding feasible as it restricts it to a significantly lower number of branches.

Once the probability of the traces is obtained by the unfolding, the calculation of  $\log(M_{LH}(W))$  is immediate even for large event logs since it corresponds to a simple sum. Instead, in case of using  $M_{EMD}(W)$  the size of the event log is decisive and can be prohibitive since calculating  $M_{EMD}(W)$  itself is an optimization problem.

For what concerns the optimization of the weight, the experimented gradient descent algorithms have an execution time that is proportional to the time needed to calculate the objective function (this requires unfolding and calculation of  $\log(M_{LH}(W))$  or  $M_{EMD}(W)$ ), to the number of transitions (that is the number of weights to optimize) and to the number of iterations (which we limit by the parameter  $max_{iter}$ ).

Execution times of the different phases of the overall optimization procedure are given in Section 4.

## 4 Results

We have realised a prototype software tool <sup>5</sup>, written in Python, that implements the weight optimisation procedure outlined in Algorithm 2 via TRACEPROBABILITIES computation given in Algorithm 1. In our implementation of the optimisation procedure we have added a further “convergence” parameter  $\delta$  to control the ending of parameters search. Therefore the search for optimal weights stops either after  $max_{iter}$  iterations of the minimisation phase (i.e. the MINIMIZE function of Algorithm 2) or as soon as the minimised distance  $m$  (either *LH* or *EMD*) has converged within the  $\delta$  threshold (i.e., at each iteration we check that  $|m_i - m_{i-1}|/m_i < \delta$ , where  $m_i$  is the value of distance  $m$  at iteration  $i$ ).

In order to test it we have considered different real-life event logs, most of which were made available through the Business Process Intelligence (BPI)

<sup>5</sup> The source code, datasets used for experimentation, and the obtained results are publicly available at the Git repository at [https://github.com/DocPierro/optimised\\_spd](https://github.com/DocPierro/optimised_spd).

challenge and are freely accessible at <https://data.4tu.nl/>. The logs have different complexity and yield WN models and corresponding RGs with different complexity (see Table 2). In all of our experiments (except those corresponding to column 'RSD') we have used the inductive miner algorithm [4] to mine the WN from each log and then estimated the transition weights to obtain a corresponding sWN.

In Table 1 we compare log-likelihood (LH), restricted EMD (rEMD) and truncated EMD (tEMD) distances obtained through our optimisation scheme with those obtained through Burke's six estimators [2] and also with that obtained by applying the Rogge-Solti stochastic process discovery approach [10].

Event log	LH-opt			rEMD-opt			Best estimator				RSD
	LH	rEMD	tEMD	LH	rEMD	tEMD	name	LH	rEMD	tEMD	tEMD
BPIC13_c	4.05	0.14	0.12	5.17	0.04	TO	fork	9.85	0.63	TO	0.67
BPIC13_i	9.15	0.32	TO	10.72	0.18	TO	lhpair	15.22	0.70	TO	0.86
BPIC13_o	3.81	0.10	0.07	4.49	0.076	0.11	pairs	5.22	0.24	TO	0.51
BPIC17_ol	1.98	0.06	0.05	2.53	0.09	0.13	freq	5.81	0.09	0.1	0.08
BPIC20_dd	3.55	0.10	0.13	9.04	0.02	TO	fork	25.14	0.93	TO	TO
BPIC20_rfp	4.85	0.15	TO	34.92	0.41	TO	freq	97.09	0.99	TO	TO
Roadfines	3.82	0.14	TO	8.23	0.08	TO	pairs	5.99	0.27	TO	TO

Table 1: Comparing optimised/non-optimised weight estimation on real-life logs.

The 'LH-opt' columns refer to results obtained by optimisation w.r.t the LH measure (1) while the 'rEMD-opt' columns to optimisation of the EMD distance (4) using the restricted EMD measure. In practice for LH optimisation we resorted to the 'L-BFGS-B' method [18] while for EMD optimisation to the 'Powell' method [9] both available through the `minimize` function of Python's `scipy.optimize` class. These two methods provided the best performance among the many provided by `minimize` for LH optimization and EMD optimization, respectively.

Results in the 'LH-opt' and 'rEMD-opt' columns of Table 1 refer to experiments run with the following settings w.r.t. Algorithm 2:  $n_0 = 10$ , i.e., the initial best vector of weights  $W_{best}$  has been selected amongst 10 random vectors and  $max_{iter} = 50$ ,  $\delta = 10^{-3}$  i.e., termination of minimisation either after maximum 50 iterations or if the relative decrement of the minimised distance (LH or EMD) is less than  $10^{-3}$ .

Results in the 'Best estimator' columns refer instead to sWN models whose weights are obtained by either one amongst the six weight estimators introduced in [2], namely: the frequency estimator (freq), the activity-pair frequency estimators (lhpair, resp. rhpair), the mean-scaled activity-pair frequency estimator (pairscale), the fork distribution estimator (fork) and the alignment estimator (align). Column 'name' indicates the name of the 'best estimator' (amongst the 6 ones) meaning the estimator that yield the sWN which has the best (i.e. smaller) distance from the stochastic language of the corresponding log, while columns

'LH' and 'rEMD' report about the LH, resp. rEMD distances measured on the sWN given by the best estimator.

Columns marked 'tEMD' instead report the tEMD distance evaluated w.r.t. a probability mass threshold of 0.8 (as classically done e.g. in [2]). These results have been obtained by importing the resulting sWN models (i.e. with transitions weight obtained either by optimisation or given by Burke's estimators) into the ProM platform [15] which amongst many functionalities supports the computation of tEMD between a sWN and the corresponding event log. Entries marked 'TO' (as in Time Out) indicates cases in which we were not able to obtain the tEMD value as tEMD computation either crashed in ProM (unfortunately ProM seems to suffer of stability issues in some case) or was stopped as taking too long.

Finally column 'RSD' refer to sWN models directly mined from the logs through the direct stochastic process discovery approach given in [10] whose implementation is included in ProM.

By comparing, in Table 1, the LH and EMD distances (in columns LH-opt, rEMD-opt) with those obtained with the estimators (column Best estimator) we observe that for all considered logs, weight optimisation yields considerably reduced distances w.r.t. to the estimators' ones. For example for BPIC20\_dd, when using EMD optimisation we get a optimised rEMD distance of 0.02 as opposed to 0.93 obtained with the best (*fork*) estimator and, similarly, with LH optimisation we obtain a LH distance of 3.55 versus 25.15 which results from the best estimator.

Event log	log properties		Computation time			LH-opt		rEMD-opt	
	#traces	#act	unfold	LH	rEMD	#iter	time	#iter	time
BPIC13_c	183	4	0.18	0.00029	0.096	4	36.58	8	603.12
BPIC13_i	1511	4	8.15	0.0046	8.06	4	1913.23	8	87086.48
BPIC13_o	108	3	0.072	0.00025	0.036	8	35.18	6	137.68
BPIC17_ol	16	8	0.00029	2.05e-05	0.00057	12	0.11	11	1.27
BPIC20_dd	99	17	0.19	0.00027	0.035	14	296.32	31	3946.85
BPIC20_rfp	89	19	0.48	0.0003	0.025	7	572.85	11	59819.73
Roadfines	231	11	1.01	0.0014	0.16	5	204.3	4	1276.95

Table 2: Log's characteristics and corresponding computation time (in seconds) for weight optimisation.

Table 2 reports about relevant statistics of considered logs, as well as computation time to apply our optimisation framework on them. The number of unique traces, respectively of activities of a log are given in columns '#traces', respectively '#act'. Column 'unfold' denotes the runtime for computing the sWN stochastic language via unfolding (Algorithm 1), while 'LH', resp. 'rEMD' the runtime for computing the LH, resp. rEMD, distance for the obtained stochastic language returned by Algorithm 1. Columns '#iter' give the number of iterations executed during optimisation while 'time' the optimisation runtime (Algorithm 2). We point out that the number of traces in the log affect optimisation



making LH optimisation preferable to rEMD as the cost for rEMD distance computation is much higher (e.g. BPIC13\_i).

Finally, Figure 7 depicts results concerning the convergence of distances between the net’s and the log’s stochastic languages measured during the iterative steps of minimisation and w.r.t. LH distance (left) and rEMD distance (right).

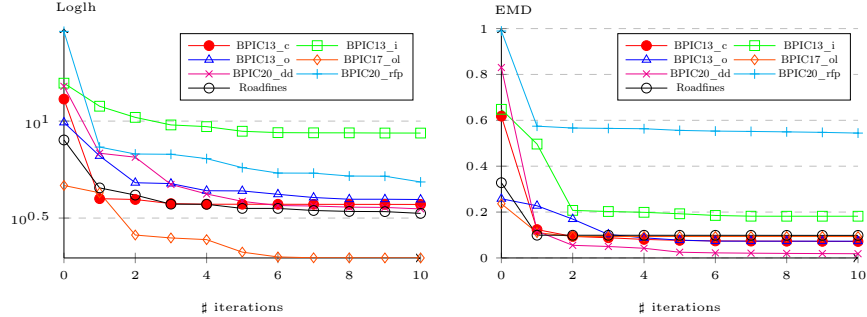


Fig. 7: LH and EMD convergence with iterative optimisation.

## 5 Conclusion

We have tackled the problem of obtaining a stochastic model that is capable of reproducing the likelihood of behaviors observed on a real-life system and stored in an event log in terms of unique traces equipped with frequency. This poses a relevant issue as classical process mining approaches ignore trace frequency hence yield models incapable of accounting for probabilistic behaviour exhibited by a system. Existing stochastic discovery approaches introduced Petri net’s weight estimators [2] whose values are obtained by combining summary statistics computed on the log and on structurally related transitions of the net. Although computationally light these estimators have a limited ability to accurately reproduce the stochastic character of the observed system. In this paper we have introduced a novel weight estimation framework which, relying on an optimisation scheme, search for optimal weights, yielding a stochastic Petri net that closely reproduce the log’s stochastic language. The framework assesses the net’s stochastic language by unfolding of the corresponding RG and applies minimisation w.r.t. to a stochastic language distance metric. More specifically we let the user opt between either a *likelihood* based or an earth mover’s based distance, which can be chosen to drive optimisation also in function of the complexity of the log (with LH optimisation being computationally lighter to be preferred for large logs). We have demonstrated the optimisation framework w.r.t. different real-life logs and showed that it yields considerably more accurate models than alternative approaches.

There are several aspects worth considering as future developments. These include improving the complexity of the evaluation of the net’s stochastic language, currently the bottleneck in our framework, as well as considering other kinds of language’s distance such as the entropy related ones which are more suitable to deal with infinite languages [8].

## References

1. Adriano Augusto, Raffaele Conforti, Marlon Dumas, Marcello La Rosa, and Artem Polyvyanyy. Split miner: automated discovery of accurate and simple business process models from event logs. *Knowl. Inf. Syst.*, 59(2):251–284, may 2019.
2. Adam Burke, Sander J. J. Leemans, and Moe Thandar Wynn. Stochastic process discovery by weight estimation. In Sander J. J. Leemans and Henrik Leopold, editors, *Process Mining Workshops - ICPM 2020 International Workshops, Padua, Italy, October 5-8, 2020, Revised Selected Papers*, volume 406 of *Lecture Notes in Business Information Processing*, pages 260–272. Springer, 2020.
3. Adam Burke, Sander J. J. Leemans, and Moe Thandar Wynn. Discovering stochastic process models by reduction and abstraction. In Didier Buchs and Josep Carmona, editors, *Application and Theory of Petri Nets and Concurrency - 42nd International Conference, PETRI NETS 2021, Virtual Event, June 23-25, 2021, Proceedings*, volume 12734 of *Lecture Notes in Computer Science*, pages 312–336. Springer, 2021.
4. Sander J. J. Leemans, Dirk Fahland, and Wil M. P. van der Aalst. Discovering block-structured process models from event logs - A constructive approach. In José Manuel Colom and Jörg Desel, editors, *Application and Theory of Petri Nets and Concurrency - 34th International Conference, PETRI NETS 2013, Milan, Italy, June 24-28, 2013. Proceedings*, volume 7927 of *Lecture Notes in Computer Science*, pages 311–329. Springer, 2013.
5. Sander J. J. Leemans, Anja F. Syring, and Wil M. P. van der Aalst. Earth movers’ stochastic conformance checking. In Thomas Hildebrandt, Boudewijn F. van Dongen, Maximilian Röglinger, and Jan Mendling, editors, *Business Process Management Forum*, pages 127–143, Cham, 2019. Springer International Publishing.
6. Sander J.J. Leemans, Wil M.P. van der Aalst, Tobias Brockhoff, and Artem Polyvyanyy. Stochastic process mining: Earth movers’ stochastic conformance. *Information Systems*, 102:101724, 2021.
7. M. Ajmone Marsan, G. Balbo, G. Conte, S. Donatelli, and G. Franceschinis. Modelling with generalized stochastic petri nets. *SIGMETRICS Perform. Eval. Rev.*, 26(2):2, aug 1998.
8. Artem Polyvyanyy, Alistair Moffat, and Luciano Garc’ia-Banuelos. An entropic relevance measure for stochastic conformance checking in process mining. *2020 2nd International Conference on Process Mining (ICPM)*, pages 97–104, 2020.
9. M. J. D. Powell. An efficient method for finding the minimum of a function of several variables without calculating derivatives. *The Computer Journal*, 7(2):155–162, 01 1964.
10. A. Rogge-Solti, W.M.P. Aalst, van der, and M.H. Weske. Discovering stochastic petri nets with arbitrary delay distributions from event logs. In N. Lohmann, M. Song, and P. Wohed, editors, *Business Process Management Workshops : BPM 2013 International Workshops, Beijing, China, August 26, 2013, Revised Papers*, *Lecture Notes in Business Information Processing*, pages 15–27, Germany, 2014.

- Springer. 9th International Workshop on Business Process Intelligence (BPI 2013), BPI 2013 ; Conference date: 26-08-2013 Through 26-08-2013.
11. W. van der Aalst, T. Weijters, and L. Maruster. Workflow mining: discovering process models from event logs. *IEEE Transactions on Knowledge and Data Engineering*, 16(9):1128–1142, 2004.
  12. Wil van der Aalst. *Process Mining: Data Science in Action*. Springer Publishing Company, Incorporated, 2nd edition, 2016.
  13. Wil van der Aalst, Arya Adriansyah, and Boudewijn van Dongen. Replaying history on process models for conformance checking and performance analysis. *WIREs Data Mining and Knowledge Discovery*, 2(2):182–192, 2012.
  14. J. M. E. M. van der Werf, B. F. van Dongen, C. A. J. Hurkens, and A. Serebrenik. Process discovery using integer linear programming. In Kees M. van Hee and Rüdiger Valk, editors, *Applications and Theory of Petri Nets*, pages 368–387, Berlin, Heidelberg, 2008. Springer Berlin Heidelberg.
  15. B. F. van Dongen, A. K. A. de Medeiros, H. M. W. Verbeek, A. J. M. M. Weijters, and W. M. P. van der Aalst. The prom framework: A new era in process mining tool support. In Gianfranco Ciardo and Philippe Darondeau, editors, *Applications and Theory of Petri Nets 2005*, pages 444–454, Berlin, Heidelberg, 2005. Springer Berlin Heidelberg.
  16. Seppe K.L.M. vanden Broucke and Jochen De Weerd. Fodina: A robust and flexible heuristic process discovery technique. *Decision Support Systems*, 100:109–118, 2017. Smart Business Process Management.
  17. A.J.M.M. Weijters, W.M.P. van der Aalst, and A.K. Alves de Medeiros. Process Mining with the Heuristics Miner-algorithm. BETA Working Paper Series, WP 166, Eindhoven University of Technology, Eindhoven, 2006.
  18. Ciyu Zhu, Richard H. Byrd, Peihuang Lu, and Jorge Nocedal. Algorithm 778: L-bfgs-b: Fortran subroutines for large-scale bound-constrained optimization. *ACM Trans. Math. Softw.*, 23(4):550–560, dec 1997.