

DIEKÆ: Difference Injection for Efficient Knowledge Augmentation and Editing of Large Language Models

Alessio Galatolo, Meriem Beloucif*, Katie Winkle*

Uppsala University

{alessio.galatolo, katie.winkle}@it.uu.se;

meriem.beloucif@lingfil.uu.se

Abstract

Pretrained Language Models (PLMs) store extensive knowledge within their weights, enabling them to recall vast amount of information. However, relying on this parametric knowledge brings some limitations such as outdated information or gaps in the training data. This work addresses these problems by distinguish between two separate solutions: knowledge editing and knowledge augmentation. We introduce Difference Injection for Efficient Knowledge Augmentation and Editing (DIEKÆ), a new method that decouples knowledge processing from the PLM (LLaMA2-7B, in particular) by adopting a series of encoders. These encoders handle external knowledge and inject it into the PLM layers, significantly reducing computational costs and improving performance of the PLM. We propose a novel training technique for these encoders that does not require back-propagation through the PLM, thus greatly reducing the memory and time required to train them. Our findings demonstrate how our method is faster and more efficient compared to multiple baselines in knowledge augmentation and editing during both training and inference. We have released our code and data at <https://github.com/alessioGalatolo/DIEKAE>.

1 Introduction

Pretrained Language Models (PLMs) possess the capacity to encode and preserve the knowledge from their training within their weights (Carlini et al., 2021). Previous works have even introduced the concept of knowledge neurons (Dai et al., 2022), pointing to the idea that knowledge is stored in the Multi-Layer Perceptron (MLP) part of the Transformer architecture (Vaswani et al., 2017), with (Dai et al., 2022) and multiple subsequent works showing how to edit specific facts in these

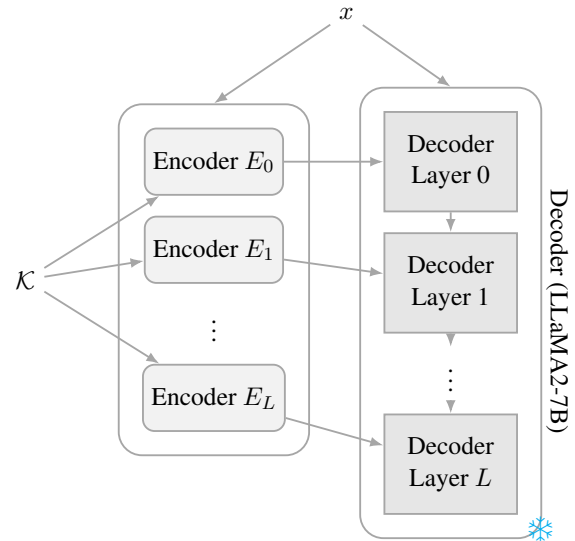


Figure 1: Illustration of our method. x is the input and \mathcal{K} is some external knowledge. \ast indicates frozen PLM.

layers (Dai et al., 2022; Geva et al., 2021; Meng et al., 2022, 2023; Li et al., 2024).

However, relying only on this parametric knowledge has some flaws: knowledge can become outdated (e.g. ‘The current president of the United States’) and is limited by what was included in the training data, where very specialised or specific knowledge may have been excluded. These flaws have brought two emerging tasks and research directions in Natural Language Processing (NLP): ‘knowledge augmentation’ and ‘knowledge editing’. These approaches are especially relevant for smaller-sized PLMs, where embedded knowledge is severely constrained by size and parameter count (Roberts et al., 2020; Kaplan et al., 2020; Allen-Zhu and Li, 2024).

In this work, we distinguish the two tasks using the following definitions. In both of them, the goal is to update the language model’s generations to reflect a new set of knowledge \mathcal{K} . And, while

*Equal supervision.

the former aims at ‘augmenting’ the generations with specific knowledge, conditioning them at inference time; the latter focuses on editing the intrinsic knowledge at an earlier time, often by updating a subset of the model’s weights, in a way that can be used *directly* at inference time (i.e. without further providing the knowledge).

More specifically, they can be distinguished based on their inference objective. Consider a decoder-only¹ language model D with pretrained weights θ and a distribution of knowledge problems $(x_i, y_i, \mathcal{K}_i) \sim p(\mathcal{D})$ where x_i is a given input, \mathcal{K}_i is some knowledge and y_i is the desired output that follows from that knowledge input.

A knowledge or model editing objective is like the following:

$$\arg \min_{\hat{\theta}} \mathbb{E}_{x_i, y_i, \mathcal{K}_i \sim p(\mathcal{D})} [\mathcal{L}(D_{\hat{\theta}}(x_i), y_i)] \quad (1)$$

Where $\hat{\theta}$ are new weights (or edited weights) to reflect or memorise the knowledge \mathcal{K} .

On the other hand, we can formulate a knowledge augmentation objective as the following:

$$\arg \min_{\hat{\theta}} \mathbb{E}_{x_i, y_i, \mathcal{K}_i \sim p(\mathcal{D})} [\mathcal{L}(D_{\hat{\theta}}(\mathcal{K}_i, x_i), y_i)] \quad (2)$$

Where $\hat{\theta}$ are new weights optimised to be able to make use of a generic knowledge \mathcal{K} (when presented at inference time).

Note also that while the knowledge \mathcal{K} in knowledge editing works is often restricted to simple sentences of the type <subject, relation, object> (Wang et al., 2023), the knowledge \mathcal{K} used for knowledge augmentation is often very long and can contain many (even irrelevant) facts.

Works in knowledge augmentation approach the problem by including the knowledge in the context window of the model, and letting the model discern the correct output (Guu et al., 2020; Clark et al., 2021; Dinan et al., 2019; Lewis et al., 2020). Following Chen et al. (2023), we refer to this ability as in-context reasoning (ICR). These works then can focus on the retrieval of the knowledge to be included, selecting a number of sentences (or chunks) that can fit in the context window, and take the name of Retrieval Augmented Generation (RAG) methods (Lewis et al., 2020). The main downsides

¹While the objective can be generalised to all language models, in this work we focus on decoder-only auto-regressive models, so we drop the generic notation f to indicate the model and instead use D .

of these approaches are 1) context windows are often limited to a few tokens (e.g. 2048 for LLaMA, Touvron et al. (2023a); and 4096 for LLaMA2, Touvron et al. (2023b)) and 2) as also noted by Hu et al. (2024), the associated computational costs, which scale quadratically with the size of the context window (Vaswani et al., 2017).

In this work, we first aim to solve the knowledge augmentation problem by complementing a decoder-only PLM D with a series of small encoders $E = \{E_0, \dots, E_L\}$ (Figure 1). The encoders take the knowledge \mathcal{K}_i in place of the decoder alongside the input x_i . Their output $E(\mathcal{K}_i, x_i)$ is injected into the different layers D_0, \dots, D_L of the decoder D , where $L + 1$ is its number of layers/Transformer blocks. Thanks to its restricted size, having the encoder process the knowledge is much less costly and can yield very similar, if not better, results than providing it to the decoder. For the decoder-only PLM we choose LLaMA2-7B (Touvron et al., 2023b) and we keep its weights frozen for all of our experiments.

We then develop and test a new training objective for the initial training of the encoders E that does not require gradient computations of D but only relies on its hidden states collected through two forward passes.

Finally, we also show how our method can be adapted to the other task of knowledge editing. Given that our encoder is trained to propagate its knowledge to the PLM, we can edit its weights at much less of the cost of editing the PLM’s and the changes will be propagated to the PLM at inference time *without* the need of providing the knowledge again: $E(_, x_i)$.

We can summarise our contributions as the following:

1. We introduce Difference Injection for Efficient Knowledge Augmentation and Editing (DIEKÆ), a method where we decouple knowledge from the PLM, delegating its processing and injection to separate encoders.
2. We show how our method brings substantial computational benefits both during training and inference.
3. We propose a novel training objective for knowledge augmentation that does not require back-propagating through the PLM but only through our encoders, thus greatly reducing training requirements.

2 Related Works

There are a number of related methods that are relevant to this work both in knowledge editing and knowledge augmentation. But, maybe more interestingly, some works fall in the grey area between the two. Following Wang et al. (2023); Wei et al. (2024) we refer to these methods as memory-based.

2.1 Knowledge Augmentation

Most works in knowledge augmentation directly add the knowledge to the decoder’s original input or to its hidden states (Huang and Huang, 2024; Hu et al., 2024), circumventing entirely the idea of enhancing the architecture or adding knowledge encoders. Lewis et al. (2020) develop a fine-tuning technique to augment the generations of a PLM at inference time by including both parametric knowledge and snippets retrieved from Wikipedia, effectively giving birth to a new strand of research on RAG methods.

There are few works that explore the idea of separate encoders for knowledge (Sridhar and Yang, 2022; Wang et al., 2021). Wang et al. (2021) train a number of adapters² to augment a given PLM, each adapter is aimed at different kinds of knowledge (e.g. Wikipedia, linguistic knowledge, etc.) and can be used on its own or with other adapters. At inference time, the output of the adapter(s) is concatenated to (some) hidden states of the PLM. Sridhar and Yang (2022) train different expert knowledge models whose output is joint with the addition of separator tokens. Both these works concatenate processed knowledge to create the input for the decoder, and, while this brings improved performance, it also adds a considerable computational overhead.

Dai et al. (2023) explore the idea of a ‘neural knowledge bank’, where additional knowledge is store and then injected, still by concatenation, in the MLP layers.

What differentiates our work from these previous contributions is that our encoder-processed knowledge is directly injected into various layers of the decoder simulating a knowledge-aware run without actually increasing the length/size of the input/hidden states, thus greatly improving computational costs without sacrificing the PLM performance.

²Whilst using the terminology of ‘adapters’, the authors are effectively using a derivative of the Transformer architecture (Vaswani et al., 2017), which thus can be considered similar to what we call encoders in this work.

2.2 Knowledge Editing

ROME (Meng et al., 2022) and MEMIT (Meng et al., 2023) are two works that base their method on identifying and editing the layers responsible for a given fact. Following their localisation they edit the 5th MLP layer (ROME) and MLP layers {3, 4, 5, 6, 7, 8} (MEMIT). MEMIT represents an evolution of ROME that is able to adapt to several thousands of edits (authors show up to 10k) compared to the few of ROME.

Li et al. (2024) expand on these ideas by also analysing the multi-head self-attention achieving a more precise editing. Yu et al. (2024) show how LoRA (Hu et al., 2022) can be used for effective model editing. Wei et al. (2024) develop a new data augmentation technique for training with a knowledge editing objective, where paraphrases and different contexts are included in the prompt.

Multiple works (Meng et al., 2023; Yu et al., 2024; Li et al., 2024; Yao et al., 2023) have also shown that simple fine-tuning (FT) does not generally perform well for the task of knowledge editing performs worse and is generally used as a weak baseline.

2.3 Memory-Based Knowledge Editing

Mitchell et al. (2022) introduce SERAC, a method to augment a given PLM f with a newly trained ‘counterfactual model’. At inference time, if the input refers to some knowledge that was updated, the counterfactual model would reply in place of the main one. This work, of course, has the downside of having to train a completely separate model whose performance is often suboptimal compared to the main one’s.

Another work in the intersection of these two approaches is that of Chen et al. (2023). Here, the authors target logical reasoning where the knowledge is represented as a collection of facts and rules and the input is a statement that can be ‘True’, ‘False’ or ‘Unknown’ based on the knowledge. They develop a method that learns new weights for a given model that also encodes the given rules and facts. While this work should fall under the knowledge editing umbrella, as the knowledge is not presented during inference, its memorisation in the weights happens on a per-sample basis i.e. they learn optimal meta-parameters that are then adapted to each sample separately.

3 Methodology

For our method (shown in Figure 1), we take inspiration from Adapters (Lin et al., 2020; Wang et al., 2021) where additional parameters/embeddings are added to specific layers of the Transformer for adaptation to different downstream tasks. In particular, we use a *series* of encoders $E = \{E_0, \dots, E_L\}$, one per Transformer layer in the decoder. In our method, the encoders are the only ones to receive the knowledge, keeping the decoder’s context short and focused to the input. In doing so, we keep the decoder’s weights frozen and train the encoders to inject the given knowledge into the different layers of the decoder.

Each encoder’s output $E_l(\mathcal{K}, x)$, where $l \in \{0, \dots, L\}$, is added to the that of the corresponding layer D_l of the Transformer:

$$\bar{D}_l(x) = D_l(x) + \text{shift}_{\text{left}}(E_l(\mathcal{K}, x), |\mathcal{K}|) \quad (3)$$

$\text{shift}_{\text{left}}(a, b)$ is an operator that shifts a by b positions. Because in the encoder(s) we prepend the knowledge to the input, the beginning of the input in D is at position 0, while in E is at position $|\mathcal{K}|$, by shifting the output of E towards the left, we ensure that the two positions match. The initial $|\mathcal{K}|$ values get discarded and are *not* added to the decoder’s hidden state. When including the knowledge in the prompt, we use the template from Cohen et al. (2024) which surrounds the knowledge with “Imagine that { <knowledge> }”.

In general, our approach is intended to be used with one encoder per layer, however, we also experiment with a lower number of encoders (therefore injecting fewer layers of D), resulting in improved performance *and* computational costs (see Section 6.1).

3.1 Encoder

For the encoder, we choose the same architecture as our PLM of choice, LLaMA2 (Touvron et al., 2023b). Each encoder is made up of four Transformer blocks of 128 dimensions with no other meaningful change. Given the reduced hidden dimension, we also introduce two projection layers that are placed at the beginning and the end of the encoder: one takes the token embeddings that we obtain using LLaMA’s ones and ‘down’-projects them to be used by the encoder; the other one ‘up’-projects the output of the encoder to be used in the decoder. We illustrate this in Figure 2. Each

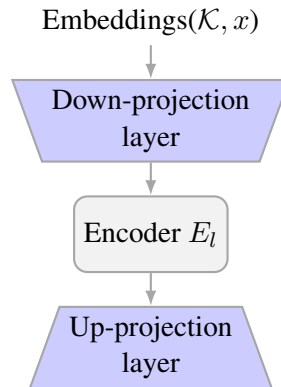


Figure 2: Illustration of a single encoder.

encoder contains about 2M parameters, $< 0.03\%$ of the original PLM.

Note how we do not experiment with architectural or hyperparameter changes in the encoder. Our goal is to show that, with our new method and training procedure, the encoder’s performance would scale in the same way as larger models do, while saving the training time.

3.2 Training

Fine-tuning large language models is an operation that is expensive both in time and space. As Malladi et al. (2023) report, fine-tuning can take as much as $12\times$ the GPU space needed for inference, requiring as much as 80GB of GPU memory for 2.7B models. For this reason, multiple techniques have been developed for Parameter-Efficient Fine-Tuning (PEFT) such as LoRA (Hu et al., 2022) or QLoRA (Dettmers et al., 2023). In our case, given that we want to condition the outputs of the PLM, we would have to build the gradient graph for the whole model, requiring almost the same resources as full fine-tuning. For this reason, we develop and test a new training objective that does not rely on back-propagating through the decoder D , but only computes the gradients for each encoder E_l where its objective is extracted from two forward passes of the decoder.

Our training objective comes from the intuition that ICR (in-context reasoning) yields better results than not including any knowledge in the prompt i.e. $p(y|\mathcal{K}, x) > p(y|x)$ given input x , target y and knowledge \mathcal{K} . With this idea in mind, we want our encoders E to approximate the run with the knowledge, without actually feeding it to the decoder. With a slight abuse of notation, we define our goal as $p(y|E(\mathcal{K}, x) + x) \approx p(y|\mathcal{K}, x)$.

To achieve this, we run two forward passes of

D and save the hidden states o_l of each intermediate layer $l \in \{0, 1, \dots, 31\}$ (32 total layers for LLaMA2-7B), one pass is done with only the input x while in the second we prepend the knowledge \mathcal{K} to the input. More specifically we collect $o_i^{(x, \mathcal{K})}$ from $D(\mathcal{K}, x)$ and $o_i^{(x)}$ from $D(x)$. Then, each encoder E_l relative to layer l is trained to predict the difference in the hidden states using a mean squared error (MSE) loss:

$$\mathcal{L}_{\text{MSE}}[E_l(\mathcal{K}, x), o_i^{(x, \mathcal{K})} - \text{shift}_{\text{right}}(o_i^{(x)}, |\mathcal{K}|)]$$

Here, $\text{shift}_{\text{right}}$ acts exactly like $\text{shift}_{\text{left}}$ except that it shifts to the right (missing values are not computed in the loss).

Note that whilst the idea of training or fine-tuning with just forward passes is not entirely novel (Malladi et al., 2023), our work is very different from that of e.g. Zeroth-Order optimisation (Spall, 1992) where a model is optimised by doing multiple forward passes with the same input but adding perturbations to the weights of the model. In our case, we still use only forward passes, preserving the memory gains but we do so by varying the input (and keeping the weights fixed). Further, Malladi et al. (2023) prove that these class of methods work only for fine-tuning³, while ours is specifically targeted at pretraining.

3.3 Fine-Tuning

We couple (and compare) the above training objective with further fine-tuning (of the encoders only) for specific datasets/tasks, using the following objective:

$$\mathcal{L}_{\text{CE}}[D(E(\mathcal{K}, x) + x), y]$$

Where \mathcal{L}_{CE} is the Cross-Entropy loss and, for simplicity, we write $D(E(\mathcal{K}, x) + x)$ as meaning to add the output of each E_l to the hidden state of the corresponding layer.

3.4 Knowledge Editing

While the main focus of this work is knowledge augmentation, we also show how our method can be easily adapted to the problem of knowledge editing. This is based on the assumption that editing the weights of our encoders is much less costly than editing those of the PLM itself and that the

³The authors show that the method converges in a reasonable amount of time under the assumption that the language model has been extensively trained and that the fine-tuning objective is similar to that of pretraining.

encoders would be able to easily propagate the knowledge to the PLM. For this, we use the objective defined in Equation 1, which, adapted to our method becomes:

$$\mathcal{L}_{\text{CE}}[D(E(_, x) + x), y]$$

Note how, in this case, neither the decoder nor the encoders receive any knowledge, instead relying on changes in the weights to optimise the objective.

4 Experiments

Our experiments all begin with a common training, following the objective described in Section 3.2. We then evaluate the performance of our method on the tasks of knowledge augmentation and knowledge editing using three different mixtures of datasets. We further experiment with fine-tuning our encoders to each one of the datasets. We keep the decoder’s weights frozen *at all times*.

We provide the code for our method, dataset preprocessing and various experiments at <https://github.com/alessioGalatolo/DIEKAE>.

4.1 Knowledge Augmentation Datasets

We use six datasets for ‘general’ training. CMU Dog (Zhou et al., 2018) contains conversations between two users (source/target) based on a given snippet of film information (knowledge). Curiosity (Rodriguez et al., 2020) contains conversations between an assistant (target) and a user (source), the assistant replies to the user’s queries by including relevant ‘fun’ facts (knowledge). DREAM (Sun et al., 2019) is a reading comprehension dataset whose text, containing conversations between two people (knowledge), is paired with questions (source) and answers (target). Natural Questions (Kwiatkowski et al., 2019) contains open-domain knowledge-based question-answering (source-target). QUASAR-T (Dhingra et al., 2017) is another question-answering (source-target) dataset whose answers are based on retrieved web searches (knowledge). Wizard of Wikipedia (Dinan et al., 2019), as the name suggests, contains conversations between a user (source) and a ‘wizard’ (target) who bases their answers on Wikipedia’s pages content.

Among these six datasets used for training, we exclude Natural Questions (Kwiatkowski et al., 2019) during evaluation as the version we adopt does not contain a test set.

4.2 Datasets for ICR and Knowledge Editing

For the task of ICR and Knowledge Editing we adopt three new datasets that have been previously used for knowledge editing works. ProofWriter (Tafjord et al., 2021) and FOLIO (Han et al., 2022) were used by Chen et al. (2023) to evaluate reasoning from rules and facts. Here, the authors use a method to memorise the rules and facts in the model’s parameters and then use the newly learned parametric knowledge to classify statements into True/False/Unknown. The process is done on a per-sample basis, where further tuning is needed for each new set of knowledge.

CounterFact, created and used by Meng et al. (2023) is a collection of false facts that are used to edit the parametric knowledge of PLMs. The authors take into consideration more datasets than this one, but we restrict our attention to it as it is the only one that does not overlap with knowledge already present in the PLM. As the name suggests, the dataset contains facts that are effectively false e.g. “The capital of Belgium is Paris”.

4.3 Baselines

For each of our experiments, we adopt different baselines:

1. Plain input fed to the PLM, $D(x)$.
2. Knowledge and input fed to the PLM, $D(\mathcal{K}, x)$.
3. Fine-tuned PLM using LoRA (Hu et al., 2022) with the objective of making use of the knowledge given at inference time.
4. Fine-tuned PLM through traditional supervised fine-tuning (SFT) with the objective of making use of the knowledge given at inference time.

For the first two baselines, we do not do any training, while both LoRA and SFT are trained using the same data as our method. All the methods (including our own) are used with a context window of 1024 tokens, which is enough to contain (almost) all of the inputs as well as the knowledge. For the implementation of the baselines as well as our method we rely on the transformers library (Wolf et al., 2020).

5 Results

Our results show that our fine-tuning method yields the best results when only a subset of the en-

coders/layers are used. For this reason, when in this section we refer to our method (fine-tuned), we specifically only used and fine-tuned a few of the encoders. An analysis of the effects of different subsets of encoders is presented in Section 6.1. Surprisingly, we find that the best results are achieved when using the same subset of layers identified by Meng et al. (2023): {3, 4, 5, 6, 7, 8}.

5.1 Knowledge Augmentation

We show in Table 1 the average perplexity of our method and baselines in the augmentation task, where knowledge is supplied at inference time. We can see that our hypothesis of knowledge-aware generation yielding better results (than not including knowledge) holds true when considering all the datasets. Further, our training procedure proves very effective as it closely approximates the performance of the PLM with the knowledge provided, although only surpassing it when further fine-tuned. Interestingly, the pretrained-only method performs better when only a selection of the encoders is used, we attribute this result to some of the encoders that were not able to converge during training, having a final loss of above 10^5 (while most encoders finished the training with a loss of less than ten). Specifically, the diverging encoders are relative to the decoder’s layers {1, 29, 30, 31}, possibly indicating a high variance in hidden states values.

Our results show that our method is competitive with the PLM’s knowledge-aware output, while still requiring about half inference time. However, our method falls short when compared to LoRA or SFT. While this might be seen as a negative result, it must be highlighted how these two baselines both leverage the full capabilities of the PLM and as such cannot and *should not* be outperformed by much smaller encoders such as the ones we use. Further, it is to note how our method only needs 1/5 of LoRA’s training time or 1/7 of SFT’s.

5.2 In-Context Reasoning

We show in Table 2 the results on ProofWriter and FOLIO. We see that our method is able to improve over the plain PLM, however, it again struggles when compared to the other baselines. Compared to the knowledge augmentation task, the gap is much wider, possibly indicating that, while smaller encoders are ‘good enough’ to inject general knowledge, their restricted size is unable to complete complex reasoning on its context.

Method	Perplexity ↓					Time (GPU-hours [†]) ↓			Time ^{††} (s) ↓
	CMU dog	Curiosity	DREAM	QUASAR-T	WoW	All	Training, total	Per epoch	Inference
LLaMA2: $D(x)$	1.20×10^6	2.42×10^6	6.25×10^4	6.00×10^5	7.89×10^5	6.13×10^5	-	-	238.56
LLaMA2: $D(\mathcal{K}, x)$	5.56	3.10	6.61	9.90	4.39	5.48	-	-	416.15
LoRA: $D_{lora}(\mathcal{K}, x)$	4.13	2.07	1.78	1.68	2.85	2.36	52.32	22.55	423.67
SFT: $D_{sft}(\mathcal{K}, x)$	2.63	2.02	1.88	1.80	3.00	2.22	68.99	36.31	413.14
Ours (32 encoders)	33.23	18.80	12.46	22.81	18.98	20.21	59.18	59.18	668.23
Ours (6 encoders)	5.86	3.55	7.01	11.34	4.90	6.05	14.72	14.72	268.53
Ours (6 encoders, fine-tuned)	5.11	2.89	3.20	2.18	3.99	3.33	11.17	13.3	268.50

Table 1: Results of our method and comparison with baselines. For each dataset, we take 1000 samples. [†]Normalised against a NVIDIA A40 GPU. ^{††}Tested on a local NVIDIA RTX 3090.

Method	Acc ↑	
	Proofwriter	Folio
LLaMA2 - $D(x)$	45.2	35.3
LLaMA2 - $D(\mathcal{K}, x)$	45.4	38.73
LoRA - $D_{lora}(\mathcal{K}, x)$	98.1	71.57
SFT - $D_{sft}(\mathcal{K}, x)$	98.9	69.12
Ours (fine-tuned)	56.5	41.14

Table 2: Classification accuracy of our methods on ProofWriter and FOLIO, with comparison on baselines.

5.3 Knowledge Editing

To evaluate knowledge editing, we follow Meng et al. (2022, 2023) and adopt three different metrics: Efficacy Success (ES), which measures the ratio of the number of times the probability of the counter(fact) is higher than that of the original fact i.e. the edit was successful; Paraphrase Success (PS) measures the same but on a paraphrase of the sentence to assess generalisation ability; Neighbourhood Success (NS) tests that semantically similar sentences have not been affected by the edit.

Method	ES ↑	PS ↑	NS ↑
LLaMA2 - $D(x)$	13.86	16.75	83.74
LoRA - $D_{lora}(x)$	56.89	47.05	42.83
SFT - $D_{sft}(x)$	51.18	51.15	48.73
Ours (fine-tuned)	56.74	50.84	43.43

Table 3: Results of our method on CounterFact and comparison with baselines.

Results in Table 3 show that our method is competitive with both LoRA and SFT for the CounterFact task, though still presenting a slight degeneration of neighbouring facts (NS) compared

to the original PLM. Our results have lower performance than the state-of-the-art methods (Meng et al., 2023; Zhang et al., 2024), however, they cannot be directly compared. Most methods in knowledge editing outperform fine-tuning baselines, often resorting to much more complex training procedures. In our case, we show how our method is competitive with ‘less clever’ editing methods, confident that their competitiveness would propagate to more complex methods as well.

5.4 Memory consumption

Method	Context length			
	10	512	1024	2048
$D(\mathcal{K}, x)$	13.61	16.86	20.24	OOM [†]
$E(\mathcal{K}, x)$	-	0.52	1.24	4.1
$D(E(\mathcal{K}, x) + x)$	-	14.13	14.85	17.71

Table 4: Peak memory usage in GB when varying on the context length (number of tokens). [†]Tested on a NVIDIA RTX 3090 with 24GB of VRAM.

To further support the computational efficiency of our method, we report in Table 4 a comparison of the memory usage of our method compared to using the plain PLM (or LoRA, SFT). The first column with 10 tokens is what we estimate to be the length of an example input, while subsequent columns simulate having knowledge in addition to that input. We show how, while plain PLM runs quickly out of memory (OOM) as the context length increases, our method is still able to run with longer inputs/knowledge.

Note how, since each encoder is independent from the other, they do not need to be loaded into memory all at once, which further gives memory benefits.

6 Ablation studies

Following are our ablation studies. In particular, we experiment with removing a different number of encoders in 6.1 and with removing our initial training in 6.2. For all of our experiments, we train the encoder or fine-tune each method until convergence, all with the same setting.

6.1 Effects of Having Less Encoders

As shown above, using fewer layers yields the best performance. To corroborate this further, we test our method with three different configurations of encoders. Our training procedure yields the same encoder E_l whether it is trained alone or with any other encoder. Therefore, we can do a single training where we optimise all 32 encoders, one per layer, which allows us to test the performance by removing one or more encoders. We test the following configurations:

1. 32 encoders by having one encoder per layer (*all*).
2. 28 encoders by only keeping the ones that converged (*conv*).
3. 6 encoders only by keeping the MEMIT layers (*memit*), the layers that Meng et al. (2023) found to be the most responsible in storing knowledge: {3, 4, 5, 6, 7, 8}.

Layers	Perplexity ↓	Time ↓	
		GPU-hours/epoch	Inference (s)
<i>memit</i>	3.33	13.3	268.50
<i>conv</i>	3.64	50.12	629.44
<i>all</i>	3.74	66.2	677.39

Table 5: Comparison of performance, training and inference time when increasing the number of encoders.

We plot in Table 5 the perplexity of the different combinations of our method on the knowledge augmentation datasets. We can see that keeping only the *memit* layers outperforms all the other combinations, in both resource consumption and perplexity.

6.2 Effect of (not) Pretraining the Encoder

It is already possible to notice the effectiveness of our new training objective (Section 3.2) from the results in Table 1, where our method is competitive with the plain PLM while still requiring much fewer

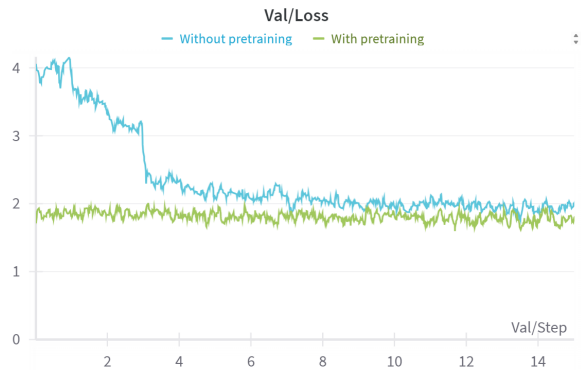


Figure 3: Plot of the validation loss throughout the training of our method with and without pretraining when fine-tuned on the knowledge datasets (all). Note how the validation loss is computed every 250 steps of training.

resources. However, to further showcase the effectiveness of this pretraining, we ‘fine-tune’ freshly initialised encoders and we compare their performance against our method after pretraining and fine-tuning. We report in Figure 3 a comparison of the validation losses. We can already observe how the pretrained model is much quicker in converging, needing only a few examples to adapt to the task, or more specifically 2.89 epochs compared to 0.84 for the pretrained version. At the end of the fine-tuning, the pretrained version also outclasses the non-pretrained version which has 3.45 of final perplexity.

7 Conclusions

In this work, we have presented DIEKÆ, a method for *efficiently* augmenting and editing knowledge in a PLM. We have also introduced a pretraining objective for DIEKÆ that does not rely on back-propagation through the PLM and is, instead, trained by using only its forward passes. We show both the effectiveness of our method and that of our training procedure by comparing it to multiple baselines in knowledge augmentation. Our findings show that our method can yield better results than the plain PLM, while keeping minimal resource consumption (1/2 of inference time and 2/3 of memory). When compared to other baselines, our method is much lighter in training needs (up to 1/7) but it falls behind in some task performance. Finally, we show how our method can be adapted to the task of knowledge editing, yielding promising results.

8 Limitations

Whilst our method brings great benefits in computational costs and performance compared to the plain PLM, it still lags behind in particular tasks, like ICR, where other baselines are much more effective. In terms of knowledge editing, our method is still sub-optimal compared to state-of-the-art methods, thus further research is required to achieve the best results.

Finally, as we stated in Section 3.1, another limitation of our work is that we do not experiment with any architectural or hyper-parameter changes in the encoders. Our primary contribution does not lie with the model itself but with the integration of the encoders into the PLM and their training procedure.

9 Ethical Considerations

Both knowledge editing and augmentation are effective techniques to aid in the generation of PLMs. Such techniques can thus be used for e.g. alleviation of hallucinations, reduction of misinformation and similar. While we did not specifically explore these contexts, our method can be easily adapted to target such problems. Knowledge augmentation, in particular, has also the advantage of allowing better transparency and explainability, where the generations are based on a fixed and given knowledge.

Acknowledgements

The computations and data handling were enabled by resources provided by the National Academic Infrastructure for Supercomputing in Sweden (NAISS) at Alvis, C3SE (Chalmers) partially funded by the Swedish Research Council through grant agreement no. 2022-06725.

References

Zeyuan Allen-Zhu and Yuanzhi Li. 2024. Physics of language models: Part 3.3, knowledge capacity scaling laws. *arXiv preprint arXiv:2404.05405*.

Nicholas Carlini, Florian Tramèr, Eric Wallace, Matthew Jagielski, Ariel Herbert-Voss, Katherine Lee, Adam Roberts, Tom Brown, Dawn Song, Úlfar Erlingsson, Alina Oprea, and Colin Raffel. 2021. [Extracting training data from large language models](#). In *30th USENIX Security Symposium (USENIX Security 21)*, pages 2633–2650. USENIX Association.

Zeming Chen, Gail Weiss, Eric Mitchell, Asli Celikyilmaz, and Antoine Bosselut. 2023. [RECKONING](#):

[Reasoning through dynamic knowledge encoding](#). In *Thirty-seventh Conference on Neural Information Processing Systems*.

- Peter Clark, Oyvind Tafjord, and Kyle Richardson. 2021. Transformers as soft reasoners over language. In *Proceedings of the Twenty-Ninth International Conference on International Joint Conferences on Artificial Intelligence*, pages 3882–3890.
- Roi Cohen, Eden Biran, Ori Yoran, Amir Globerson, and Mor Geva. 2024. [Evaluating the Ripple Effects of Knowledge Editing in Language Models](#). *Transactions of the Association for Computational Linguistics*, 12:283–298.
- Damai Dai, Li Dong, Yaru Hao, Zhifang Sui, Baobao Chang, and Furu Wei. 2022. [Knowledge neurons in pretrained transformers](#). In *Proceedings of the 60th Annual Meeting of the Association for Computational Linguistics (Volume 1: Long Papers)*, pages 8493–8502, Dublin, Ireland. Association for Computational Linguistics.
- Damai Dai, Wenbin Jiang, Qingxiu Dong, Yajuan Lyu, and Zhifang Sui. 2023. Neural knowledge bank for pretrained transformers. In *Natural Language Processing and Chinese Computing*, pages 772–783, Cham. Springer Nature Switzerland.
- Tim Dettmers, Artidoro Pagnoni, Ari Holtzman, and Luke Zettlemoyer. 2023. [QLoRA: Efficient finetuning of quantized LLMs](#). In *Thirty-seventh Conference on Neural Information Processing Systems*.
- Bhuvan Dhingra, Kathryn Mazaitis, and William W. Cohen. 2017. [Quasar: Datasets for question answering by search and reading](#).
- Emily Dinan, Stephen Roller, Kurt Shuster, Angela Fan, Michael Auli, and Jason Weston. 2019. [Wizard of wikipedia: Knowledge-powered conversational agents](#). In *International Conference on Learning Representations*.
- Mor Geva, Roei Schuster, Jonathan Berant, and Omer Levy. 2021. [Transformer feed-forward layers are key-value memories](#). In *Proceedings of the 2021 Conference on Empirical Methods in Natural Language Processing*, pages 5484–5495, Online and Punta Cana, Dominican Republic. Association for Computational Linguistics.
- Kelvin Guu, Kenton Lee, Zora Tung, Panupong Pasupat, and Mingwei Chang. 2020. [Retrieval augmented language model pre-training](#). In *Proceedings of the 37th International Conference on Machine Learning*, volume 119 of *Proceedings of Machine Learning Research*, pages 3929–3938. PMLR.
- Simeng Han, Hailey Schoelkopf, Yilun Zhao, Zhenting Qi, Martin Riddell, Luke Benson, Lucy Sun, Ekaterina Zubova, Yujie Qiao, Matthew Burtell, David Peng, Jonathan Fan, Yixin Liu, Brian Wong, Malcolm Sailor, Ansong Ni, Linyong Nan, Jungo Kasai,

- Tao Yu, Rui Zhang, Shafiq Joty, Alexander R. Fabri, Wojciech Kryscinski, Xi Victoria Lin, Caiming Xiong, and Dragomir Radev. 2022. [Folio: Natural language reasoning with first-order logic](#).
- Edward J Hu, yelong shen, Phillip Wallis, Zeyuan Allen-Zhu, Yuanzhi Li, Shean Wang, Lu Wang, and Weizhu Chen. 2022. [LoRA: Low-rank adaptation of large language models](#). In *International Conference on Learning Representations*.
- Linmei Hu, Zeyi Liu, Ziwang Zhao, Lei Hou, Liqiang Nie, and Juanzi Li. 2024. [A survey of knowledge enhanced pre-trained language models](#). *IEEE Transactions on Knowledge and Data Engineering*, 36(4):1413–1430.
- Yizheng Huang and Jimmy Huang. 2024. A survey on retrieval-augmented text generation for large language models. *arXiv preprint arXiv:2404.10981*.
- Jared Kaplan, Sam McCandlish, Tom Henighan, Tom B Brown, Benjamin Chess, Rewon Child, Scott Gray, Alec Radford, Jeffrey Wu, and Dario Amodei. 2020. Scaling laws for neural language models. *arXiv preprint arXiv:2001.08361*.
- Tom Kwiatkowski, Jennimaria Palomaki, Olivia Redfield, Michael Collins, Ankur Parikh, Chris Alberti, Danielle Epstein, Illia Polosukhin, Jacob Devlin, Kenton Lee, Kristina Toutanova, Llion Jones, Matthew Kelcey, Ming-Wei Chang, Andrew M. Dai, Jakob Uszkoreit, Quoc Le, and Slav Petrov. 2019. [Natural questions: A benchmark for question answering research](#). *Transactions of the Association for Computational Linguistics*, 7:452–466.
- Patrick Lewis, Ethan Perez, Aleksandra Piktus, Fabio Petroni, Vladimir Karpukhin, Naman Goyal, Heinrich Küttler, Mike Lewis, Wen-tau Yih, Tim Rocktäschel, Sebastian Riedel, and Douwe Kiela. 2020. [Retrieval-augmented generation for knowledge-intensive nlp tasks](#). In *Advances in Neural Information Processing Systems*, volume 33, pages 9459–9474. Curran Associates, Inc.
- Xiaopeng Li, Shasha Li, Shezheng Song, Jing Yang, Jun Ma, and Jie Yu. 2024. [Pmet: Precise model editing in a transformer](#). *Proceedings of the AAAI Conference on Artificial Intelligence*, 38(17):18564–18572.
- Zhaojiang Lin, Andrea Madotto, and Pascale Fung. 2020. [Exploring versatile generative language model via parameter-efficient transfer learning](#). In *Findings of the Association for Computational Linguistics: EMNLP 2020*, pages 441–459, Online. Association for Computational Linguistics.
- Sadhika Malladi, Tianyu Gao, Eshaan Nichani, Alex Damian, Jason D. Lee, Danqi Chen, and Sanjeev Arora. 2023. [Fine-tuning language models with just forward passes](#). In *Thirty-seventh Conference on Neural Information Processing Systems*.
- Kevin Meng, David Bau, Alex Andonian, and Yonatan Belinkov. 2022. [Locating and editing factual associations in gpt](#). In *Advances in Neural Information Processing Systems*, volume 35, pages 17359–17372. Curran Associates, Inc.
- Kevin Meng, Arnab Sen Sharma, Alex J Andonian, Yonatan Belinkov, and David Bau. 2023. [Mass-editing memory in a transformer](#). In *The Eleventh International Conference on Learning Representations*.
- Eric Mitchell, Charles Lin, Antoine Bosselut, Christopher D Manning, and Chelsea Finn. 2022. [Memory-based model editing at scale](#). In *Proceedings of the 39th International Conference on Machine Learning*, volume 162 of *Proceedings of Machine Learning Research*, pages 15817–15831. PMLR.
- Adam Roberts, Colin Raffel, and Noam Shazeer. 2020. [How much knowledge can you pack into the parameters of a language model?](#) In *Proceedings of the 2020 Conference on Empirical Methods in Natural Language Processing (EMNLP)*, pages 5418–5426, Online. Association for Computational Linguistics.
- Pedro Rodriguez, Paul Crook, Seungwhan Moon, and Zhiguang Wang. 2020. [Information seeking in the spirit of learning: A dataset for conversational curiosity](#). In *Proceedings of the 2020 Conference on Empirical Methods in Natural Language Processing (EMNLP)*, pages 8153–8172, Online. Association for Computational Linguistics.
- J.C. Spall. 1992. [Multivariate stochastic approximation using a simultaneous perturbation gradient approximation](#). *IEEE Transactions on Automatic Control*, 37(3):332–341.
- Rohit Sridhar and Diyi Yang. 2022. [Explaining toxic text via knowledge enhanced text generation](#). In *Proceedings of the 2022 Conference of the North American Chapter of the Association for Computational Linguistics: Human Language Technologies*, pages 811–826, Seattle, United States. Association for Computational Linguistics.
- Kai Sun, Dian Yu, Jianshu Chen, Dong Yu, Yejin Choi, and Claire Cardie. 2019. [DREAM: A challenge data set and models for dialogue-based reading comprehension](#). *Transactions of the Association for Computational Linguistics*, 7:217–231.
- Oyvind Tafford, Bhavana Dalvi, and Peter Clark. 2021. [ProofWriter: Generating implications, proofs, and abductive statements over natural language](#). In *Findings of the Association for Computational Linguistics: ACL-IJCNLP 2021*, pages 3621–3634, Online. Association for Computational Linguistics.
- Hugo Touvron, Thibaut Lavril, Gautier Izacard, Xavier Martinet, Marie-Anne Lachaux, Timothée Lacroix, Baptiste Rozière, Naman Goyal, Eric Hambro, Faisal Azhar, Aurelien Rodriguez, Armand Joulin, Edouard Grave, and Guillaume Lample. 2023a. [Llama: Open and efficient foundation language models](#).

- Hugo Touvron, Louis Martin, Kevin Stone, Peter Albert, Amjad Almahairi, Yasmine Babaei, Nikolay Bashlykov, Soumya Batra, Prajjwal Bhargava, Shruti Bhosale, Dan Bikel, Lukas Blecher, Cristian Canton Ferrer, Moya Chen, Guillem Cucurull, David Esiobu, Jude Fernandes, Jeremy Fu, Wenyin Fu, Brian Fuller, Cynthia Gao, Vedanuj Goswami, Naman Goyal, Anthony Hartshorn, Saghar Hosseini, Rui Hou, Hakan Inan, Marcin Kardas, Viktor Kerkez, Madian Khabsa, Isabel Kloumann, Artem Korenev, Punit Singh Koura, Marie-Anne Lachaux, Thibaut Lavril, Jenya Lee, Diana Liskovich, Yinghai Lu, Yuning Mao, Xavier Martinet, Todor Mihaylov, Pushkar Mishra, Igor Molybog, Yixin Nie, Andrew Poulton, Jeremy Reizenstein, Rashi Rungta, Kalyan Saladi, Alan Schelten, Ruan Silva, Eric Michael Smith, Ranjan Subramanian, Xiaoqing Ellen Tan, Binh Tang, Ross Taylor, Adina Williams, Jian Xiang Kuan, Puxin Xu, Zheng Yan, Iliyan Zarov, Yuchen Zhang, Angela Fan, Melanie Kambadur, Sharan Narang, Aurelien Rodriguez, Robert Stojnic, Sergey Edunov, and Thomas Scialom. 2023b. [Llama 2: Open foundation and fine-tuned chat models](#).
- Ashish Vaswani, Noam Shazeer, Niki Parmar, Jakob Uszkoreit, Llion Jones, Aidan N Gomez, Łukasz Kaiser, and Illia Polosukhin. 2017. [Attention is all you need](#). In *Advances in Neural Information Processing Systems*, volume 30. Curran Associates, Inc.
- Ruize Wang, Duyu Tang, Nan Duan, Zhongyu Wei, Xuanjing Huang, Jianshu Ji, Guihong Cao, Daxin Jiang, and Ming Zhou. 2021. [K-Adapter: Infusing Knowledge into Pre-Trained Models with Adapters](#). In *Findings of the Association for Computational Linguistics: ACL-IJCNLP 2021*, pages 1405–1418, Online. Association for Computational Linguistics.
- Song Wang, Yaochen Zhu, Haochen Liu, Zaiyi Zheng, Chen Chen, and Jundong Li. 2023. [Knowledge editing for large language models: A survey](#).
- Zihao Wei, Liang Pang, Hanxing Ding, Jingcheng Deng, Huawei Shen, and Xueqi Cheng. 2024. [Stable knowledge editing in large language models](#).
- Thomas Wolf, Lysandre Debut, Victor Sanh, Julien Chaumond, Clement Delangue, Anthony Moi, Pierric Cistac, Tim Rault, Remi Louf, Morgan Funtowicz, Joe Davison, Sam Shleifer, Patrick von Platen, Clara Ma, Yacine Jernite, Julien Plu, Canwen Xu, Teven Le Scao, Sylvain Gugger, Mariama Drame, Quentin Lhoest, and Alexander Rush. 2020. [Transformers: State-of-the-art natural language processing](#). In *Proceedings of the 2020 Conference on Empirical Methods in Natural Language Processing: System Demonstrations*, pages 38–45, Online. Association for Computational Linguistics.
- Yunzhi Yao, Peng Wang, Bozhong Tian, Siyuan Cheng, Zhoubo Li, Shumin Deng, Huajun Chen, and Ningyu Zhang. 2023. [Editing large language models: Problems, methods, and opportunities](#). In *Proceedings of the 2023 Conference on Empirical Methods in Natural Language Processing*, pages 10222–10240, Singapore. Association for Computational Linguistics.
- Lang Yu, Qin Chen, Jie Zhou, and Liang He. 2024. [Melo: Enhancing model editing with neuron-indexed dynamic lora](#). *Proceedings of the AAAI Conference on Artificial Intelligence*, 38(17):19449–19457.
- Ningyu Zhang, Yunzhi Yao, Bozhong Tian, Peng Wang, Shumin Deng, Mengru Wang, Zekun Xi, Shengyu Mao, Jintian Zhang, Yuansheng Ni, Siyuan Cheng, Ziwen Xu, Xin Xu, Jia-Chen Gu, Yong Jiang, Pengjun Xie, Fei Huang, Lei Liang, Zhiqiang Zhang, Xiaowei Zhu, Jun Zhou, and Huajun Chen. 2024. [A comprehensive study of knowledge editing for large language models](#).
- Kangyan Zhou, Shrimai Prabhumoye, and Alan W Black. 2018. [A dataset for document grounded conversations](#). In *Proceedings of the 2018 Conference on Empirical Methods in Natural Language Processing*, pages 708–713, Brussels, Belgium. Association for Computational Linguistics.

A Reproducibility details

This appendix is aimed at explaining and reporting all of the details of our training in order to favour the reproducibility of our results.

A.1 Half precision

We adopt mixed precision training full/brain floating point (bf16) for all of our experiments. For inference, all the models are loaded with as bf16.

A.2 Learning rate

We start all of our experiments with a learning rate of $1e-5$, linearly increasing up to $1e-4$, it then decreases back to $1e-5$ with a cosine decay.

For SFT training, this learning rate is too high and results in unstable training so we used $1e-6$ instead.

A.3 Hardware used

The training jobs were conducted on one or more NVIDIA A100-SXM4-40GB, where necessary (e.g. for fine-tuning or LoRA) we used one or more NVIDIA A100-SXM4-80GB. Note how pre-training our method is the only training that can be done on just a single A100 with 40GB of VRAM, while all the others need at least 80GB of VRAM or double that for SFT. After training, all the evaluations were conducted on a local NVIDIA RTX 3090 (24GB of VRAM). Below are the estimates of the time that each training job took. Each method was trained until convergence unless specified.

- General training of our method when training all layers/encoders (1 epoch): 13h 45m on 2x GPUs
- General training of our method when training only 6 layers/encoders (1 epoch): 4h 03m on 2x GPUs
- Our method fine-tuned for knowledge augmentation: 2h32m on 2x GPUs
- Our method fine-tuned for ICR: 15h 46m on 2x GPU s
- Our method fine-tuned for knowledge editing (5 epochs): 2h 20m on 2x GPUs
- LoRA baseline for knowledge augmentation: 23h 48m on 2x GPUs
- LoRA baseline for ICR: 5h 24m on 2x GPUs

- LoRA baseline for knowledge editing (5 epochs): 1h 14m on 2x GPUs
- SFT baseline for knowledge augmentation: 31h 22m on 2x GPUs
- SFT baseline for ICR: 14h 40m on 2x GPUs
- SFT baseline for knowledge editing (5 epochs): 1h 45m on 2x GPUs

A.4 LoRA baseline

As written in the main paper, for our LoRA baseline we adopt a comparable number of trainable parameters to the method we’re comparing to. In particular, when comparing to our fine-tuned method on only MEMIT layers (layers 3,4,5,6,7,8) we use a rank $r = 24$ for LoRA. Other hyper-parameters we used are $\alpha = 32$ and 0.05 for the dropout.

B Pretraining stability

As anticipated in the main paper, not all of the encoders are able to converge and learn from the training objective that we set. In particular, we find that those relative to the decoder’s layer $\{1, 29, 30, 31\}$ do not improve at all during training (also see Figure 4).

While it is understandable that the last three layers are harder to learn due to the very high variability involved; we cannot make any educated guess about the second layer, which is truly an outlier as the first layer is correctly learned.

We hypothesise this also being partially due to the architecture and partially to the training. In previous tests on the first generation of LLaMA the layers that did not converge were $\{2, 30, 31\}$.

C Datasets preprocessing

In this section, we provide more information on the datasets that we used and how we preprocessed them. When possible, we use the train/val/test split from the original dataset. Table 6 shows some examples from each dataset. When we process the dataset, we include in the input the tokens ‘[USR]’ for a sentence that is relative to the user and ‘[SYS]’ for sentences from the system (language model). When computing the losses we only consider the sentences from ‘[SYS]’. Further, when more than one ‘knowledge’ is provided for a single input-output, we include all the knowledge separated by another token ‘[SEP]’.

CMU Dog (Zhou et al., 2018), Curiosity (Rodriguez et al., 2020), DREAM (Sun et al., 2019),

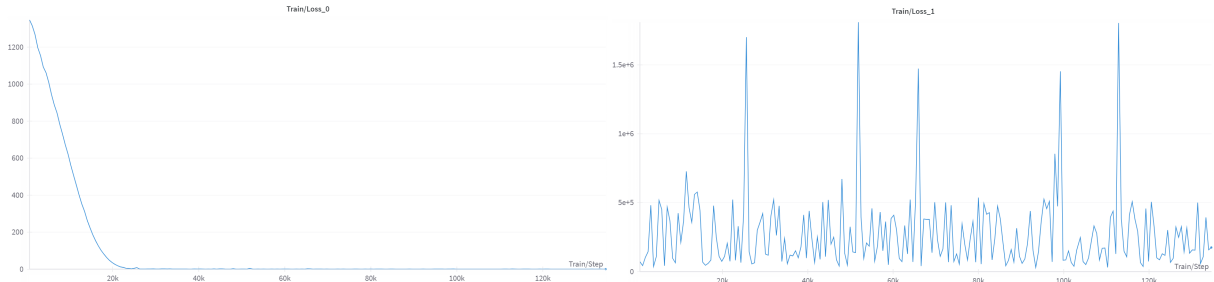


Figure 4: Pretraining loss of a layer that converges (left) and one that does not (right).

Dataset	Knowledge	Source	Target
CMU Dog	Genius, billionaire, and playboy Tony Stark, who has inherited the defense contractor Stark Industries [...]	In your opinion was Robert Downey Jr a great fit to play this role?	His performance of a wild and egotistical playboy was very [...]
Curiosity	The establishment of the “State of Palestine” was announced by the PLO legislature in November 1988 [...]	What about security in Palestine?	[...] In 1988, the PLO [...]
Dream	Woman: Can I help you? Man: I’m looking for some suit that I can [...]	Where does the conversation most probably take place?	In a clothing store.
Natural Questions	The Shannara Chronicles Genre Fantasy Created by Alfred Gough Miles [...]	What is the shannara chronicles season 2 based on?	The Sword of Shannara Trilogy
QUASAR-T	However, the largest city in Scotland in terms of population is Glasgow. Like Chicago is not [...]	Which city is, in terms of population, the second largest in Mexico?	Guadalajara
Wizard of Wikipedia	My favorite artist is guns and roses. Guns N’ Roses, often abbreviated as GNR, is an American hard rock [...]	I just recently started listening to Guns N’ Roses.	Oh they are classic!! They are an American band [...]
ProofWriter	he bear eats the dog. The bear eats the squirrel. The bear is green. The bear is red. The bear sees the rabbit [...]	The bear sees the rabbit.	True
Counterfact	Nokia (original fact)	Nokia N900 is produced by	IBM (new counterfact)

Table 6: Example knowledge, input, output from each dataset.

Natural Questions (Kwiatkowski et al., 2019), QUASAR-T (Dhingra et al., 2017), Wizard of Wikipedia (Dinan et al., 2019).

C.1 CMU dog

CMU Dog (Zhou et al., 2018) contains conversations between two users based on a given snippet of film information. The conversation generally begins by talking about the film in general e.g. cast, name, etc. and then continues with plot, etc. Each conversation is also rated based on its quality on a

scale of up to 3. When we preprocess the dataset we exclude any sample with a rating lower than 3. The knowledge is given by the information of the film, input/output are the single messages of the two users.

After preprocessing we have 15665/1515/2403 for the train/val/test split.

C.2 Curiosity

Curiosity (Rodriguez et al., 2020) contains conversations between an ‘assistant’ and a user. The

assistant goal is to reply to the user’s query by including relevant ‘fun’ facts (the knowledge). Note how, sometimes, the assistant would not use *any* facts, in such cases, we take as knowledge the assistant’s reply. In order to avoid having the knowledge the same as the target, in such cases, we paraphrase the knowledge.

After preprocessing we have 65624/8588/8584 for the train/val/test split.

C.3 DREAM

DREAM (Sun et al., 2019) is a dataset aimed at reading comprehension. Each sample contains a conversation between two people, alongside a question on that text.

After preprocessing we have 3829/1273/1276 for the train/val/test split.

C.4 Natural Questions

Natural Questions (Kwiatkowski et al., 2019) is a dataset on open-domain question answering with a given knowledge for each question-answer pair. Given the size of the original dataset (42GB), we rely on a preprocessed version from HuggingFace⁴, which however, does not contain any test set. For this reason, we do not include this dataset in the evaluation results in the main paper’s Table 1

After preprocessing we have 13933/871/0 for the train/val/test split.

C.5 QUASAR-T

QUASAR-T (Dhingra et al., 2017) is another dataset aimed at question answering, which also includes the results from a web search as knowledge.

Note how this dataset’s knowledge does not always contain facts relevant to the question, as we showcase in Table 6.

After preprocessing we have 37012/3000/3000 for the train/val/test split.

C.6 Wizard of Wikipedia

Wizard of Wikipedia (Dinan et al., 2019) is a dataset containing the interactions between a user and a ‘wizard’. The wizard’s goal is to reply to the queries of the user with the given knowledge.

After preprocessing we have 70438/3779/3544 for the train/val/test split.

C.7 Counterfact

Counterfact is a dataset created by Meng et al. (2022) by swapping objects of sentences. As an example, consider the sentence “The mother tongue of Danielle Darrieux is French”, with the object ‘French’, this can be swapped with a different language e.g. ‘English’ to obtain a counterfactual sentence.

After preprocessing we have 18631/3288/0 for the train/val/test split.

C.8 ProofWriter

ProofWriter (Tafjord et al., 2021) is a dataset about logical reasoning. The knowledge is composed of facts and rules (that are not universally true, e.g. “the dog is white”) and a series of assertions that can be True/False/Unknown given the knowledge. We only use the ‘depth-2’ part of the dataset, meaning that each statement can be classified with 2 ‘hops’. In the knowledge we also keep all the irrelevant facts for the statement.

After preprocessing we have 70076/10094/19840 for the train/val/test split.

C.9 FOLIO

FOLIO (Han et al., 2022) is a dataset about first order logical reasoning. The knowledge is composed of facts and rules and a series of assertions that can be True/False/Unknown given the knowledge.

After preprocessing we have 1004/204/0 for the train/val/test split.

⁴<https://huggingface.co/datasets/cjloving/natural-questions-short>