

---

# Curating Grounded Synthetic Data with Global Perspectives for Equitable AI

---

**Elin Törnquist**  
Emergent Methods, CO  
elin@emergentmethods.ai

**Robert Alexander Caulk**  
Emergent Methods, CO  
rob@emergentmethods.ai

## Abstract

The development of robust AI models relies heavily on the quality and variety of training data available. In fields where data scarcity is prevalent, synthetic data generation offers a vital solution. In this paper, we introduce a novel approach to creating synthetic datasets, grounded in real-world diversity and enriched through strategic diversification. We synthesize data using a comprehensive collection of news articles spanning 12 languages and originating from 125 countries, to ensure a breadth of linguistic and cultural representations. Through enforced topic diversification, translation, and summarization, the resulting dataset accurately mirrors real-world complexities and addresses the issue of underrepresentation in traditional datasets. This methodology, applied initially to Named Entity Recognition (NER), serves as a model for numerous AI disciplines where data diversification is critical for generalizability. Preliminary results demonstrate substantial improvements in performance on traditional NER benchmarks, by up to 7.3%, highlighting the effectiveness of our synthetic data in mimicking the rich, varied nuances of global data sources. This paper outlines the strategies employed for synthesizing diverse datasets and provides such a curated dataset for NER.

## 1 Introduction

In the rapidly evolving field of artificial intelligence, the adequacy of training data significantly influences the accuracy and fairness of AI models [Mehrabi et al., 2021]. Traditionally, datasets have skewed towards predominately available contexts and languages, leading to models that perform inconsistently across diverse global scenarios Osoba and Welser IV [2017]. Recognizing the limitations posed by non-representative datasets, there is an urgent need for a methodological shift towards the creation of more inclusive and diverse datasets. Synthetic data generation emerges as a powerful strategy to address this need, by artificially constructing data that reflects a wider array of linguistic and cultural backgrounds. By grounding synthetic datasets in real-world diversity and enriching them through strategic diversification, we can significantly enhance the performance and generalizability of AI models across different languages and cultures.

News texts offer an exceptional foundation for grounding synthetic data due to their inherent diversity and comprehensive coverage of a multitude of topics and cultures. As dynamic reflections of global events, news articles encapsulate a wide array of subjects, from politics and economy to science and culture, each embedded with nuanced linguistic and contextual specifics characteristic of different geographical regions. This variety makes news texts the ideal base for synthesizing datasets that aim to mirror real-world complexities and societal variations. The recent maturation of Large Language Models (LLMs), such as OpenAI’s GPT models [Brown et al., 2020, Achiam et al., 2023], Meta’s Llama models [Touvron et al., 2023a,b], and Anthropic’s Claude models, makes it possible to generate high-quality synthetic text data [Ziems et al., 2024] using news articles to incorporate rich, multifaceted inputs that enhance the representativeness and authenticity of the resulting dataset.

Named Entity Recognition (NER), a fundamental task in natural language processing (NLP) that involves identifying and classifying key elements in text into predefined categories, is a prime example of a field where dataset diversity is a key necessity for off-the-shelf performance. NER systems are integral for a variety of applications, including information retrieval, recommendation systems, and automated content analysis, making their reliability critically important. Traditional NER models, such as spaCy [Honnibal et al., 2020] and Flair [Akbik et al., 2019], are efficient but limited to a predefined set of entity types. LLMs make it possible to identify any entity type using simple natural language instructions. However, this comes at a significant increase in computational cost. The release of GLiNER [Zaratiana et al., 2023] bridges the gap between computationally expensive yet entity type permissive LLMs and traditional, restrictive NER frameworks. As opposed to other LLM-based NER models, such as InstructUIE [Wang et al., 2023], GoLLIE [Sainz et al., 2023], and UniversalNER [Zhou et al., 2023], that use autoregressive language models (LMs), GLiNER uses computationally efficient Bidirectional Language Models (BiLM), such as BERT [Devlin et al., 2018] and deBERTa He et al. [2021]. This allows GLiNER to predict multiple entity types in parallel, with low computational cost, and permits bidirectional context processing, resulting in richer representations.

In this paper, we use GLiNER to showcase performance enhancements resulting from our proposed methodology for grounding and diversifying synthetic data. Our approach leverages a voluminous collection of news articles across 125 countries (Figure 1A) and in 12 languages, ensuring a rich tapestry of global perspectives and narratives. This diverse base is further augmented through processes like topic diversification, translation, and summarization, thereby creating a synthetic dataset that not only supports robust model training but also significantly reduces the bias inherent in more homogenous datasets. We present a detailed description of the methodology and show that the resulting dataset improves performance on common NER benchmark datasets by up to 7.3%. Further, we provide the open-sourced dataset, comprising 5,049 samples of summarized news articles covering 73 unique topics and 54 unique entity types, as well as fine-tuned models available under Apache 2.0 license. Initially applied to the domain of NER, our methodology demonstrates a scalable strategy for enhancing data representativeness in numerous AI disciplines.

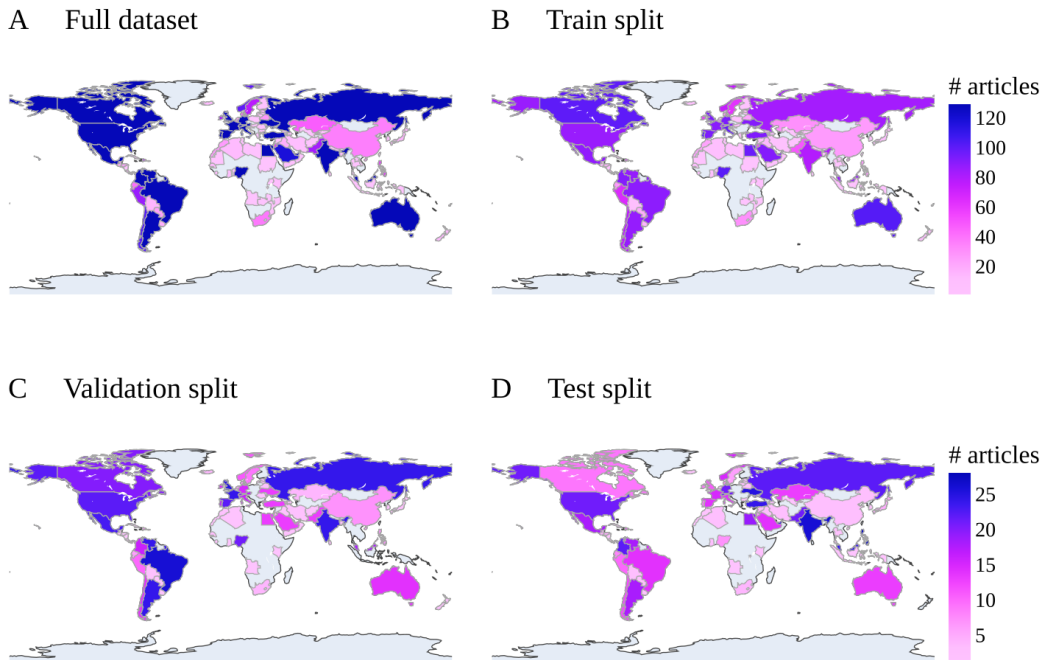


Figure 1: **Country distribution.** Distribution of country of origin for the articles in the full dataset (A) and in each of the splits (B-D). A and B share the color bar in the top row; C and D share the color bar in the bottom row. Detailed counts are available in Supplementary Tables 1-3

## 2 Related work

Veselovsky et al. [2023] investigated three strategies for improving faithfulness in synthetically generated data: grounding, filtering, and taxonomy-based generation. Applied to the task of identifying sarcasm, they concluded that grounding the prompt with a real example text resulted in the highest improvement. Josifoski et al. [2023] created synthetic data for closed information extraction (cIE) using graph triplets and showed that cIE models trained on this curated and grounded dataset outperformed models trained on manually annotated data. Eldan and Li [2023] enforced diversity in LLM-generated text by incorporating a grounding vocabulary and showed how training small language models (SMLs) on the resulting dataset improved creativity in the SLMs’ output.

## 3 Method

This section details the steps taken to diversify the news data underpinning the grounded synthetic data generation, the data generation itself, as well as the selection of data for the NER dataset. The full procedure is shown in Figure 2.

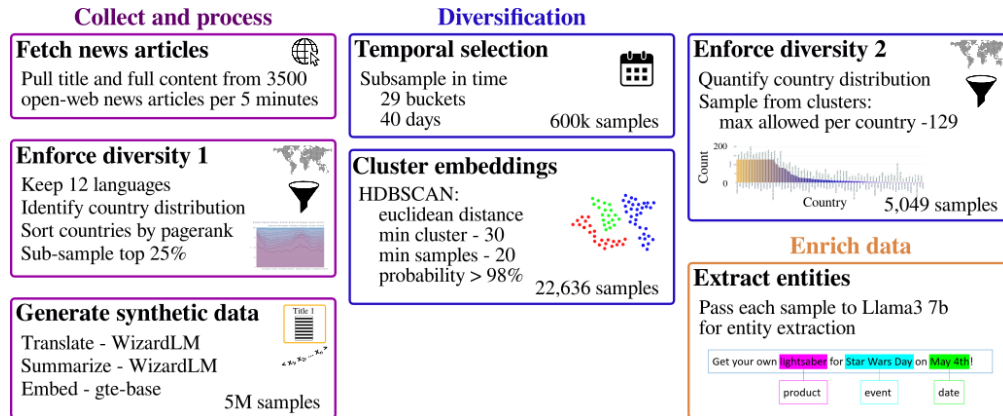


Figure 2: **Dataset engineering.** Procedure used for enforcing diversity and generating synthetic data for AskNews-NER-v0.

### 3.1 Synthetic data diversification

We parsed close to 1 million open-web, non-paywalled, news articles per day from news outlets across 212 countries. Every five minutes, approximately 3,500 articles are passed through the following pipeline:

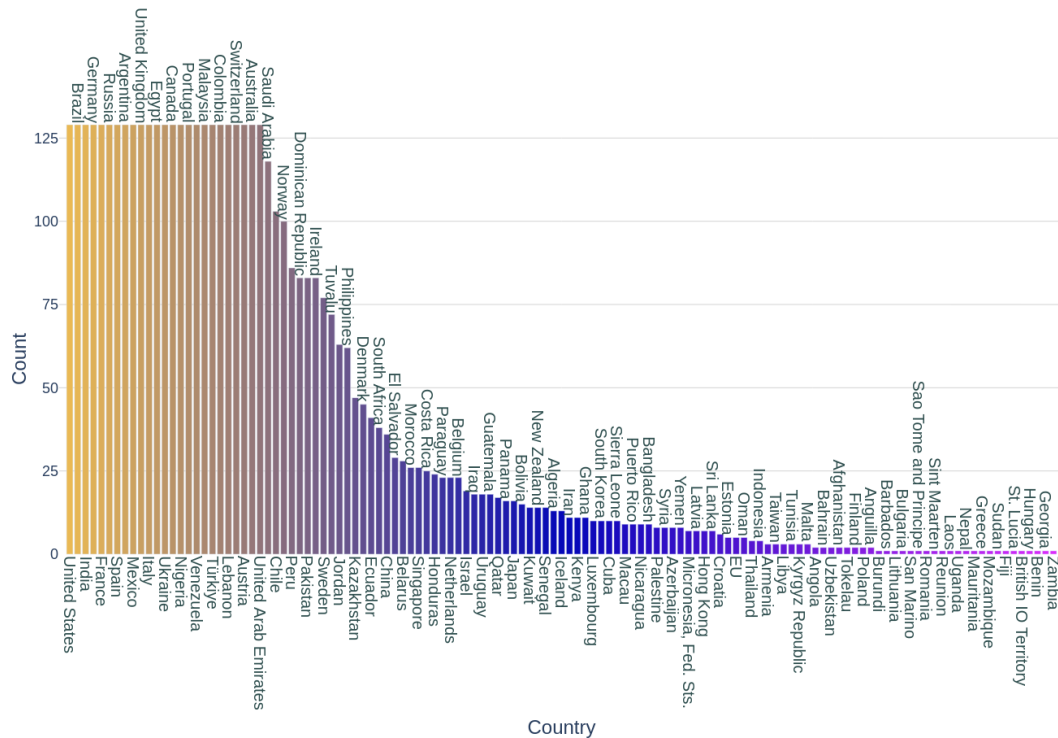
1. Keep all articles corresponding to the following 12 languages: English, Spanish, Portuguese, German, Russian, French, Arabic, Italian, Ukrainian, Norwegian, Swedish, and Danish (this list is determined by the LLM used in Step 5 for translation and summarization).
2. Identify the distribution of country of origin for the news outlets in the selected articles (e.g., Figure 1A)
3. Sort the articles by Majestic Million page rank, which preferences outlets with more backlinks.
4. Sample a subset of articles, enforcing the country of origin distribution from Step 2.
5. Translate, summarize, and classify each article using WizardLM 13B V1.2 [Xu et al., 2023].
6. Embed the titles and summaries using the `thenlper/gte-base` embedding model [Li et al., 2023].
7. Store the embeddings in a vector database (we are using Qdrant [Qdrant, 2024]).

The vector database is accessible via an API endpoint as detailed here: AskNews API documentation.

### 3.2 The AskNews-NER-v0 dataset

**Topic diversity** Topic diversification was enforced by grouping the articles based on semantic similarity through clustering of their embeddings, then sampling from the clusters while enforcing country distributions. The topic diversification pipeline follows:

1. Select articles indexed between Tuesday, February 20, 2024 6:10 PM and Sunday, March 31, 2024 2:10 PM UTC. 600k articles.
2. Sub-sample 29 evenly spaced 4 hour buckets of embedded articles
3. Cluster each bucket of embeddings after L2-normalization using scikit-learn’s [Pedregosa et al., 2011] HDBSCAN algorithm using the Euclidean distance metric, a minimum cluster size of 30, and a minimum sample size of 20 (595 total clusters were identified across all buckets, each cluster corresponding to semantically similar articles).
4. Filter embeddings for cluster probabilities > 98% (the resulting clusters contained between 30 and 112 articles, totalling 22,636 articles).
5. Identify the distribution of countries. 22,636 articles.
6. Enforce country distribution by ensuring to sample low-representation countries and not over-sampling any high-representation country (Figure 3). 5,049 articles.



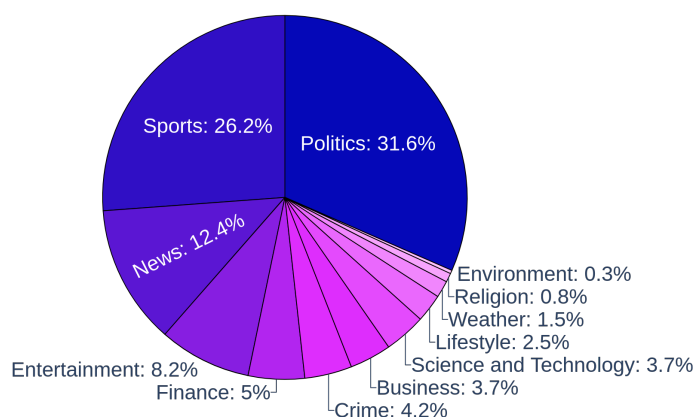


Figure 4: **Topics distribution.** Topics summarized by GPT4. The full set of topics are available in Supplementary Figure 2.

Figure 5: **Entity extraction prompt.** We gave the following instructions to Llama-3-70B-Instruct regarding identification and labeling of entities. We also provided two example input texts and expected outputs, as shown in Supplementary Figure 1.

**Prompt** A chat between a User and an artificial intelligence Assistant that is an expert at identifying and extracting named entities from text. The Assistant’s task is to analyze a given text and extract all entities and identify their entity types.

Instructions for the Assistant:

- read the text** The Assistant reads the text provided by the User.
- identify entities** As the Assistant reads the text, the Assistant identifies entities in the text in the order that they exist in the text.
- determine entity types** For each Found Entity, the Assistant determines an entity type that best describes the Found Entity from the following list of entity types: {entity\_types}
- verbatim extraction** The Assistant extracts the Found Entity exactly as found in the text. The Assistant does not invent entities that are not present in the text.

The output should be a JSON dictionary according to the following schema: `{{ 'properties': {{ 'entities': {{ 'items': {{ 'items': {{ 'type': 'string' }}, 'maxItems': 2, 'minItems': 2, 'type': 'array' }}, 'title': 'Entities', 'type': 'array' }}, 'required': ['entities'], 'title': 'ENTITY_MODEL', 'type': 'object' }}`

Example: Text Input: "In 2021, Apple released the iPhone 13 at 75% battery power." Expected Output: `{{ "entities" : [ [ "2021" , "Date" ] , [ "Apple" , "Organization" ] , [ "iPhone 13" , "Product" ] , [ "75%" , "Percentage" ] ] }}`

Given the following text, please extract all entities and their entity types:  
`<doc> {input} </doc>`

Figure 6: **Requested entity types.** We specified 54 entity types that we requested Llama-3-70B-Instruct to identify and label in the news articles. The order was shuffled for each article to reduce the risk of influencing the labeling.

**Entity types** Person, Politician, Actor, Athlete, Artist, Writer, Character, Musician, Scientist, Director, Title, Organization, Political Party, Election, Facility, Location, Country, City, Nationality, Language, Year, Date, Time, Event, Award, Song, Movie, Book, Media, Band, Album, TV Show, Game, Software, Brand, Money, Price, Law, Quantity, Number, Percentage, Sports, Politics, Weapon, Product, Food, Material, Transportation, Vehicle, Religion, Technology, Space, Medicine, Science.

Despite the instructions to limit the entity types, the labeled articles sported 182 unique entity types (Supplementary Figure 3). Entity types that were not requested were subsequently removed from the AskNews-NER-v0 dataset, resulting in the distribution seen in Figure 7.

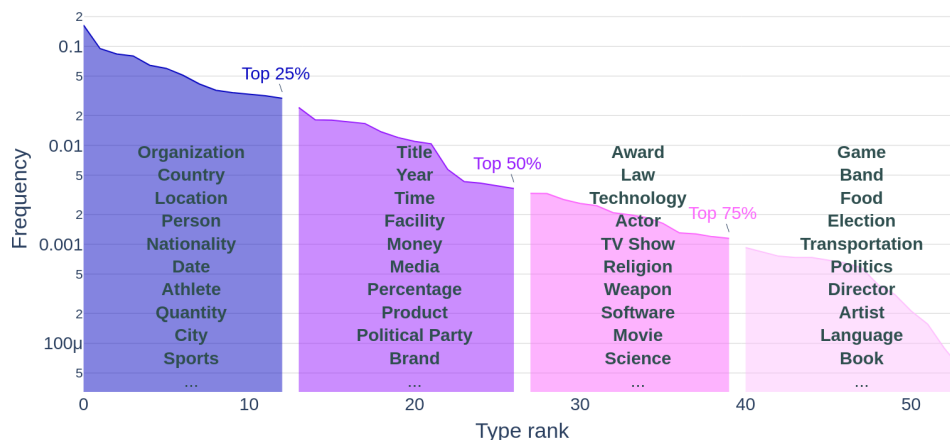


Figure 7: Entity type frequency for requested labels.

**Dataset splits** The dataset was split temporally such that data from the four latest time windows (between Thursday, March 28, 2024 2:10 PM and Wednesday, March 27, 2024 8:10 AM) was selected as test data, amounting to 730 samples. The remaining data was stratified based on time window and cluster. 730 samples, to be used as the validation set, were selected such that each time window and cluster were sampled at least once. The remaining data, amounting to 3,589 samples, was assigned as training data. Country distributions for the splits are shown in Figure 1B-D. Detailed counts are available in Supplementary Tables 1-3.

### 3.3 GLiNER fine-tuning

**Training hyperparameters** We fine-tuned GLiNER-Small-v2.1 (50M parameters), GLiNER-Medium-v2.1 (90M parameters), and GLiNER-Large-v2.1 (0.3B parameters) on the AskNews-NER-v0 dataset. All three models were trained on the NuNER dataset [Bogdanov et al., 2024] and are available under the Apache 2.0 license.

Training was done using the AdamW optimizer. The base learning rate for both pretrained layers and non-pretrained layers was set to  $1e-6$  and adjusted using ReduceLROnPlateau with factor 0.5 and patience 5. The models were trained for 25 epochs, with a batch size of 5, for 1,000 steps. Evaluation using the validation data was done with a batch size of 12 and a span probability threshold of 0.5 every epoch, using the top 30 most common entity types present in the news dataset (see Supplementary Table W for details). Both shuffling and random drop of entity types were enabled for regularization purposes [Sainz et al., 2023]. The best model was chosen based on the highest micro-F1 score on the evaluation data.

**Compute** Training was done using a NVIDIA RTX A4500 with 20GB RAM and took  $\sim 1h 15min$ ,  $\sim 1h 48min$ , and  $\sim 4h 3min$  for the small, medium, and large GLiNER models, respectively.

### 3.4 Evaluation

**Datasets** We evaluated our fine-tuned models in a zero-shot context on common NER benchmarks, as were presented in [Zaratiana et al., 2023]. These benchmark datasets include the Out-of-Domain (OOD) NER Benchmark (Table 2), which contains seven NER datasets from the CrossNER [Liu et al., 2020] and MIT [Liu et al., 2013a,b] benchmark collections, as well as 18 NER datasets (Table 1) that are commonly used to train NER models.

**Models** We compared the zero-shot performance on the aforementioned datasets between the base GLiNER models, i.e., Small-v1, Medium-v1, Large-v1 (trained on the Pile-NER dataset [Zhou et al., 2023] and available under CC BY NC 4.0 license), and Small-v2.1, Medium-v2.1, and Large-v2.1 (trained on the NuNER dataset [Bogdanov et al., 2024] and available under Apache 2.0 license).

**Metric** Evaluation was done using micro-F1 score, computed based on the exact match between predicted and ground-truth entity types.

**Compute** Evaluation was performed using a NVIDIA GeForce RTX 3090 with 32GB of RAM and took  $\sim 6$ min,  $\sim 8$ min, and  $\sim 15$ min for the small, medium, and large GLiNER models, respectively.

## 4 Results

The quality of our AskNews-NER-v0 dataset was assessed through micro-F1 scores on 18 common NER benchmark datasets after fine-tuning of the commercially permissible GLiNER models, i.e., GLiNER-Small-v2.1, GLiNER-Medium-v2.1, and GLiNER-Large-v2.1.

Tables 1 and 2 show that our fine-tuned models improve the performance of the base models by 4.6%, on average, and outperforms other LLM-based models. The fine-tuned small model showed increased scores of 2.5 points (5.5%) on the 18 NER datasets and 0.9 points (1.7%) on the OOD benchmarks. The scores for the fine-tuned medium model also showed improvements with an additional 3.3 points (7.2%) on the 18 NER datasets and 2.1 points (3.6%) on the OOD benchmarks. Similarly, the fine-tuning of the large model improved the score by and 3.3 points (7.3%) on the 18 NER datasets and 1 point (1.7%) on the OOD benchmarks.

Note that the performance of the GLiNER models detailed in Zaratiana et al. [2023] does not align perfectly with the scores presented here in Tables 1 and 2 as the GLiNER models were refactored before publication to Huggingface (see discussion in GitHub Issue here: [Reproduction questions #54](#)). As our models were fine-tuned on the Huggingface versions, we evaluate those models rather than present the previous scores. A comparison between the scores published in Zaratiana et al. [2023] and in this paper can be found in Supplementary Tables 6 and 7.

## 5 Discussion

In this paper, we presented a methodology for grounding synthetic data in real-world diversity by using news texts originating from global sources that cover numerous topics. Using this methodology, we curate a diverse dataset for Named Entity Recognition (NER) and demonstrated that training NER models on this grounded, synthetic dataset significantly enhances model performance by enabling the models to recognize and generalize across a broader spectrum of linguistic and cultural nuances.

The diversity of data sources is pivotal in developing robust AI systems. By integrating news texts from a wide geographical and linguistic spread, we captured diverse contexts that are often underrepresented. This approach addresses critical gaps in common dataset that tend to be biased towards more readily available data sources. As a result, models trained on diversified and grounded data are better equipped to handle real-world applications across different languages and regions, reducing the cultural and linguistic biases prevalent in many current AI systems. Our methodology incorporated topic diversification, translation, and summarization to enrich the synthetic dataset. These strategies collectively improve the quality of the generated dataset and can be implemented to create data for real-world tasks beyond NER, such as text classification and sentiment analysis. In fact, while the dataset described in this paper is curated for diversity, the methodology can easily be extended to domain-specific text corpora as the framework used incorporates a vector database



Table 1: **Zero-shot performance on 18 NER datasets.** Performance comparison between NuNerZero-span, GLiNER base models ("v2.1"), and fine-tuned models ("News") on common NER benchmarks as well as on the test split of the AskNews-NER-v0 dataset. **Bold** indicates the highest score per dataset. **Green** and **red** values indicate increase or decrease in score for the fine-tuned model compared to the base model. Comparison also to GLiNER-v1 models are found in Supplementary Table 4. Commit hashes for all models are found in Supplementary Table 5.

Dataset	NuNerZero-span	S-v2.1	S-News	M-v2.1	M-News	L-v2.1	L-News
ACE 2005	23.6	32.8	23.2 <sup>-9.6</sup>	31.3	23.3 <sup>-8.0</sup>	<b>33.3</b>	28.9 <sup>-4.4</sup>
AnatEM	29.2	35.1	36.5 <sup>+1.4</sup>	29.2	<b>36.8</b> <sup>+7.6</sup>	24.7	34.8 <sup>+10.1</sup>
Broad Tweet Corpus	60.2	63.0	<b>69.2</b> <sup>+6.2</sup>	63.9	67.7 <sup>+3.8</sup>	59.9	<b>69.2</b> <sup>+9.3</sup>
CoNLL 2003	<b>63.6</b>	59.8	60.9 <sup>+1.1</sup>	61.5	63.0 <sup>+1.5</sup>	59.5	56.4 <sup>-3.1</sup>
FabNER	<b>24.0</b>	17.9	18.9 <sup>+1.0</sup>	17.0	20.6 <sup>+3.6</sup>	19.2	22.5 <sup>+3.3</sup>
FindVehicle	43.7	38.0	43.1 <sup>+5.1</sup>	36.0	38.7 <sup>+2.7</sup>	51.9	<b>52.9</b> <sup>+1.0</sup>
GENIA_NER	55.0	47.7	47.2 <sup>-0.5</sup>	<b>55.4</b>	54.0 <sup>-1.4</sup>	55.3	<b>55.0</b> <sup>-0.3</sup>
HarveyNER	24.9	18.3	23.1 <sup>+4.8</sup>	23.2	<b>26.7</b> <sup>+3.5</sup>	18.7	15.8 <sup>-2.9</sup>
MultiNERD	63.9	57.3	<b>68.3</b> <sup>+11.0</sup>	55.3	67.1 <sup>+11.8</sup>	48.7	64.0 <sup>+15.3</sup>
Ontonotes	31.6	28.1	<b>35.1</b> <sup>+7.0</sup>	25.7	33.2 <sup>+7.5</sup>	19.5	32.0 <sup>+12.5</sup>
PolyglotNER	42.8	40.4	43.9 <sup>+3.5</sup>	42.1	<b>45.3</b> <sup>+3.2</sup>	39.6	42.5 <sup>+2.9</sup>
TweetNER7	<b>40.1</b>	36.5	35.6 <sup>-0.9</sup>	38.2	38.6 <sup>+0.4</sup>	36.1	35.5 <sup>-0.6</sup>
WikiANN en	<b>58.1</b>	55.3	53.6 <sup>-1.7</sup>	55.5	53.0 <sup>-2.5</sup>	55.5	52.5 <sup>-3.0</sup>
WikiNeural	72.3	64.7	76.0 <sup>+11.3</sup>	67.5	<b>77.9</b> <sup>+10.4</sup>	62.9	70.3 <sup>+7.4</sup>
bc2gm	52.7	50.4	49.4 <sup>-1.0</sup>	54.0	<b>54.6</b> <sup>+0.6</sup>	45.2	46.9 <sup>+1.7</sup>
bc4chemd	50.8	49.0	49.4 <sup>+0.4</sup>	47.3	51.1 <sup>+3.8</sup>	53.1	<b>55.1</b> <sup>+2.0</sup>
bc5cdr	69.7	66.1	70.9 <sup>+4.8</sup>	67.0	<b>72.5</b> <sup>+5.5</sup>	68.4	71.2 <sup>+2.8</sup>
ncci	61.4	56.6	57.9 <sup>+1.3</sup>	60.3	64.5 <sup>+4.2</sup>	59.7	<b>65.5</b> <sup>+5.8</sup>
Average	48.2	45.4	47.9 <sup>+2.5</sup>	46.1	<b>49.4</b> <sup>+3.3</sup>	45.1	48.4 <sup>+3.3</sup>
AskNews-NER-v0	61.1	54.4	71.8 <sup>+17.4</sup>	53.3	71.9 <sup>+18.6</sup>	48.6	<b>72.9</b> <sup>+24.3</sup>

Table 2: **Zero-Shot Scores on Out-of-Domain NER Benchmarks.** Performance for LLM-based models and comparison between base models ("v2.1") and fine-tuned models ("News"). **Bold** indicates the highest score per dataset. **Green** and **red** values indicate increase or decrease in score for the fine-tuned model compared to the base model. Results for ChatGPT and UniNER are from [Zhou et al., 2023]; InstructUIE is from [Wang et al., 2023]; GoLLIE is from [Sainz et al., 2023]. Huggingface 🤖 commit hashes for the NuNER model and GLiNER models are found in Supplementary Table 5.

Model	AI	Literature	Music	Politics	Science	Movie	Restaurant	Average
ChatGPT	52.4	39.8	66.6	68.5	67.0	5.3	32.8	47.5
InstructUIE	49.0	47.2	53.2	48.1	49.2	<b>63.0</b>	21.0	47.2
UniNER-7B	53.6	59.3	67.0	60.9	61.1	42.4	31.7	53.7
UniNER-13B	54.2	60.9	64.5	61.4	63.5	48.7	36.2	55.6
GoLLIE	59.1	62.7	67.8	57.2	55.5	<b>63.0</b>	43.4	58.0
NuNerZero-span	<b>60.1</b>	<b>64.9</b>	69.9	<b>72.7</b>	66.4	55.0	41.1	<b>61.5</b>
S-v1	50.7	60.0	60.9	61.5	55.6	46.9	33.3	52.7
S-v2.1	52.6	<b>64.9</b>	66.7	64.3	64.3	47.2	20.8	54.4
S-News	57.0 <sup>+4.4</sup>	63.5 <sup>-1.4</sup>	64.7 <sup>-2.0</sup>	65.6 <sup>+1.3</sup>	63.9 <sup>-0.4</sup>	46.9 <sup>-0.3</sup>	25.7 <sup>+4.9</sup>	55.3 <sup>+0.9</sup>
M-v1	51.8	59.7	69.4	68.6	58.1	42.9	37.3	55.4
M-v2.1	52.0	62.6	68.9	65.7	65.2	46.5	30.9	56.0
M-News	57.1 <sup>+5.1</sup>	64.3 <sup>+1.7</sup>	<b>70.3</b> <sup>+1.4</sup>	67.1 <sup>+1.4</sup>	<b>67.9</b> <sup>+2.7</sup>	45.2 <sup>-1.3</sup>	35.1 <sup>+4.2</sup>	58.1 <sup>+2.1</sup>
L-v1	57.2	64.4	69.6	72.6	62.6	57.2	42.9	60.9
L-v2.1	53.4	57.9	67.1	64.9	62.0	51.3	<b>46.0</b>	57.5
L-News	57.0 <sup>+3.6</sup>	60.4 <sup>+2.5</sup>	65.2 <sup>-1.9</sup>	62.9 <sup>-2.0</sup>	65.9 <sup>+3.9</sup>	56.6 <sup>+5.3</sup>	41.8 <sup>-4.2</sup>	58.5 <sup>+1.0</sup>

containing both sparse and dense text embeddings, hence allowing for key-word as well as natural language queries to obtain articles within a specific domain.



The grounding of synthetic datasets in diversified real-world data introduces significant advancements with both substantial benefits and noteworthy challenges. On the positive side, these datasets enhance the inclusivity and fairness of AI systems. By reflecting a broader array of cultural and linguistic backgrounds, they help create models that perform equitably across diverse populations, reducing biases that traditionally affect AI implementations. This contributes to more reliable and universally applicable AI solutions, fostering greater trust and broader adoption across various regions and communities. However, the potential for perpetuating existing biases in source materials does exist, particularly if certain regions or groups are underrepresented in global news coverage. Additionally, the complexities of translating and summarizing content from various languages might introduce inaccuracies. Yet, these challenges highlight the importance of refining data synthesis techniques and establishing rigorous oversight processes. By continually improving these methodologies, the field can leverage the full potential of diversified data to develop AI systems that are not only more effective but also truly equitable and beneficial for a global audience.

## 5.1 Limitations

**Language limitations** Our methodology is currently limited to 12 languages due to the choice of LLM for translation and summarization. It is possible to extend the method to cover more languages by, e.g., employing multiple LLMs, each with different language coverage, and adaptively choosing which one to use based on the language of the news article. Furthermore, the accuracy of translations and the risk of losing nuances in summarization are concerns that could affect the fidelity of the synthetic data.

**Model bias** Although the goal of the dataset is to reduce bias, and improve diversity, it is still biased to western languages and countries. This limitation originates from the abilities of WizardLM 13B v1.2 for the translation and summary generations. Further, any bias originating in WizardLM 13B v1.2 training data will also be present in this dataset, since WizardLM 13B v1.2 was used to summarize the open-web articles. Further, any biases present in Llama-3-70B-Instruct will be present in the present dataset since Llama-3-70B-Instruct was used to extract entities from the summaries

**Model availability** All models used in the creation of the dataset, namely WizardLM 13B V1.2 and Llama-3-70B-Instruct are open-sourced and available both via API endpoints and for running locally. Similarly, the GLiNER models used for evaluating our methodology are open-sourced and available on Huggingface. Whilst the GLiNER models are compact and can be run on most hardware, the Llama models require more compute or paying for API calls.

## 6 Conclusion

Our research presents a compelling blueprint for generation of diversified synthetic data aimed at training AI models. By grounding synthetic data in real-world diversity, we enhance the generalizability and fairness of AI systems. This study not only advances our understanding of effective dataset synthesis but also underscores the critical need for diversity in training AI to tackle real-world challenges across various domains.

**Data, model, and code availability** The AskNews-NER-v0 dataset and fine-tuned NER models are available on Huggingface at AskNews-NER-v0 and GLiNER-Small-News, GLiNER-Medium-News, and GLiNER-Large-News, respectively, under Apache 2.0 license. The code used for the analysis in this paper is available on GitHub at *\*not yet available\**.

## References

- Ninareh Mehrabi, Fred Morstatter, Nripsuta Saxena, Kristina Lerman, and Aram Galstyan. A survey on bias and fairness in machine learning. *ACM computing surveys (CSUR)*, 54(6):1–35, 2021.
- Osonde Osoba and William Welser IV. An intelligence in our image. *Santa Mônica: RAND corporation*, 2017.
- Tom Brown, Benjamin Mann, Nick Ryder, Melanie Subbiah, Jared D Kaplan, Prafulla Dhariwal, Arvind Neelakantan, Pranav Shyam, Girish Sastry, Amanda Askell, et al. Language models are few-shot learners. *Advances in neural information processing systems*, 33:1877–1901, 2020.
- Josh Achiam, Steven Adler, Sandhini Agarwal, Lama Ahmad, Ilge Akkaya, Florencia Leoni Aleman, Diogo Almeida, Janko Altenschmidt, Sam Altman, Shyamal Anadkat, et al. Gpt-4 technical report. *arXiv preprint arXiv:2303.08774*, 2023.
- Hugo Touvron, Thibaut Lavril, Gautier Izacard, Xavier Martinet, Marie-Anne Lachaux, Timothée Lacroix, Baptiste Rozière, Naman Goyal, Eric Hambro, Faisal Azhar, et al. Llama: Open and efficient foundation language models. *arXiv preprint arXiv:2302.13971*, 2023a.
- Hugo Touvron, Louis Martin, Kevin Stone, Peter Albert, Amjad Almahairi, Yasmine Babaei, Nikolay Bashlykov, Soumya Batra, Prajjwal Bhargava, Shruti Bhosale, et al. Llama 2: Open foundation and fine-tuned chat models. *arXiv preprint arXiv:2307.09288*, 2023b.
- Caleb Ziems, William Held, Omar Shaikh, Jiaao Chen, Zhehao Zhang, and Diyi Yang. Can large language models transform computational social science? *Computational Linguistics*, 50(1): 237–291, 2024.
- Matthew Honnibal, Ines Montani, Sofie Van Landeghem, and Adriane Boyd. spacy: Industrial-strength natural language processing in python. 2020. doi: 10.5281/zenodo.1212303.
- Alan Akbik, Tanja Bergmann, Duncan Blythe, Kashif Rasul, Stefan Schweter, and Roland Vollgraf. FLAIR: An easy-to-use framework for state-of-the-art NLP. In *NAACL 2019, 2019 Annual Conference of the North American Chapter of the Association for Computational Linguistics (Demonstrations)*, pages 54–59, 2019.
- Urchade Zaratiana, Nadi Tomeh, Pierre Holat, and Thierry Charnois. Gliner: Generalist model for named entity recognition using bidirectional transformer. *arXiv preprint arXiv:2311.08526*, 2023.
- Xiao Wang, Weikang Zhou, Can Zu, Han Xia, Tianze Chen, Yuansen Zhang, Rui Zheng, Junjie Ye, Qi Zhang, Tao Gui, et al. Instructuie: multi-task instruction tuning for unified information extraction. *arXiv preprint arXiv:2304.08085*, 2023.
- Oscar Sainz, Iker García-Ferrero, Rodrigo Agerri, Oier Lopez de Lacalle, German Rigau, and Eneko Agirre. Gollie: Annotation guidelines improve zero-shot information-extraction. *arXiv preprint arXiv:2310.03668*, 2023.
- Wenxuan Zhou, Sheng Zhang, Yu Gu, Muhao Chen, and Hoifung Poon. Universalner: Targeted distillation from large language models for open named entity recognition. *arXiv preprint arXiv:2308.03279*, 2023.
- Jacob Devlin, Ming-Wei Chang, Kenton Lee, and Kristina Toutanova. Bert: Pre-training of deep bidirectional transformers for language understanding. *arXiv preprint arXiv:1810.04805*, 2018.
- Pengcheng He, Jianfeng Gao, and Weizhu Chen. Debertav3: Improving deberta using electra-style pre-training with gradient-disentangled embedding sharing. *arXiv preprint arXiv:2111.09543*, 2021.
- Veniamin Veselovsky, Manoel Horta Ribeiro, Akhil Arora, Martin Josifoski, Ashton Anderson, and Robert West. Generating faithful synthetic data with large language models: A case study in computational social science. *arXiv preprint arXiv:2305.15041*, 2023.
- Martin Josifoski, Marija Sakota, Maxime Peyrard, and Robert West. Exploiting asymmetry for synthetic training data generation: Synthie and the case of information extraction. *arXiv preprint arXiv:2303.04132*, 2023.

- Ronen Eldan and Yuanzhi Li. Tinystories: How small can language models be and still speak coherent english? *arXiv preprint arXiv:2305.07759*, 2023.
- Can Xu, Qingfeng Sun, Kai Zheng, Xiubo Geng, Pu Zhao, Jiazhan Feng, Chongyang Tao, and Daxin Jiang. Wizardlm: Empowering large language models to follow complex instructions. *arXiv preprint arXiv:2304.12244*, 2023.
- Zehan Li, Xin Zhang, Yanzhao Zhang, Dingkun Long, Pengjun Xie, and Meishan Zhang. Towards general text embeddings with multi-stage contrastive learning. *arXiv preprint arXiv:2308.03281*, 2023.
- Qdrant. Qdrant: Vector search engine for the next generation of ai applications. <https://github.com/qdrant/qdrant>, 2024. Accessed: 2024-05-20.
- F. Pedregosa, G. Varoquaux, A. Gramfort, V. Michel, B. Thirion, O. Grisel, M. Blondel, P. Prettenhofer, R. Weiss, V. Dubourg, J. Vanderplas, A. Passos, D. Cournapeau, M. Brucher, M. Perrot, and E. Duchesnay. Scikit-learn: Machine learning in Python. *Journal of Machine Learning Research*, 12:2825–2830, 2011.
- AI@Meta. Llama 3 model card. 2024. URL [https://github.com/meta-llama/llama3/blob/main/MODEL\\_CARD.md](https://github.com/meta-llama/llama3/blob/main/MODEL_CARD.md).
- Sergei Bogdanov, Alexandre Constantin, Timothée Bernard, Benoit Crabbé, and Etienne Bernard. Nuner: Entity recognition encoder pre-training via llm-annotated data, 2024.
- Zihan Liu, Yan Xu, Tiezheng Yu, Wenliang Dai, Ziwei Ji, Samuel Cahyawijaya, Andrea Madotto, and Pascale Fung. Crossner: Evaluating cross-domain named entity recognition. 2020.
- Jingjing Liu, Panupong Pasupat, Scott Cyphers, and Jim Glass. Asgard: A portable architecture for multilingual dialogue systems. In *2013 IEEE International Conference on Acoustics, Speech and Signal Processing*, pages 8386–8390. IEEE, 2013a.
- Jingjing Liu, Panupong Pasupat, Yining Wang, Scott Cyphers, and Jim Glass. Query understanding enhanced by hierarchical parsing structures. In *2013 IEEE Workshop on Automatic Speech Recognition and Understanding*, pages 72–77. IEEE, 2013b.

## A Appendix

### A.1 Entity labeling

We used meta-llama/Meta-Llama-3-70B-Instruct [AI@Meta, 2024] for labeling entities in the news articles. The instructions provided to the LLM are shown in Figure 5. We restricted the requested entity types to 54 choices as shown in Figure 6. In addition to the prompt instructions, we provided the following examples (Supplementary Figure 1) to guide the LLM.

Supplementary Figure 1: **Entity extraction prompt examples.** We provided the following two example input texts and expected outputs, in addition to the prompt in Figure 5.

**Prompt examples** Q: Given the following text, please extract all named entities: <doc> French Prime Minister Gabriel Attal, 61, announced at the ongoing United Nations (UN) climate summit that France will be investing £500 million into the French renewable energy sector, specifically, a Parisian hydroelectric dam. The news comes after the conservative French government’s recent election victory and new laws being added to the French constitution. </doc>

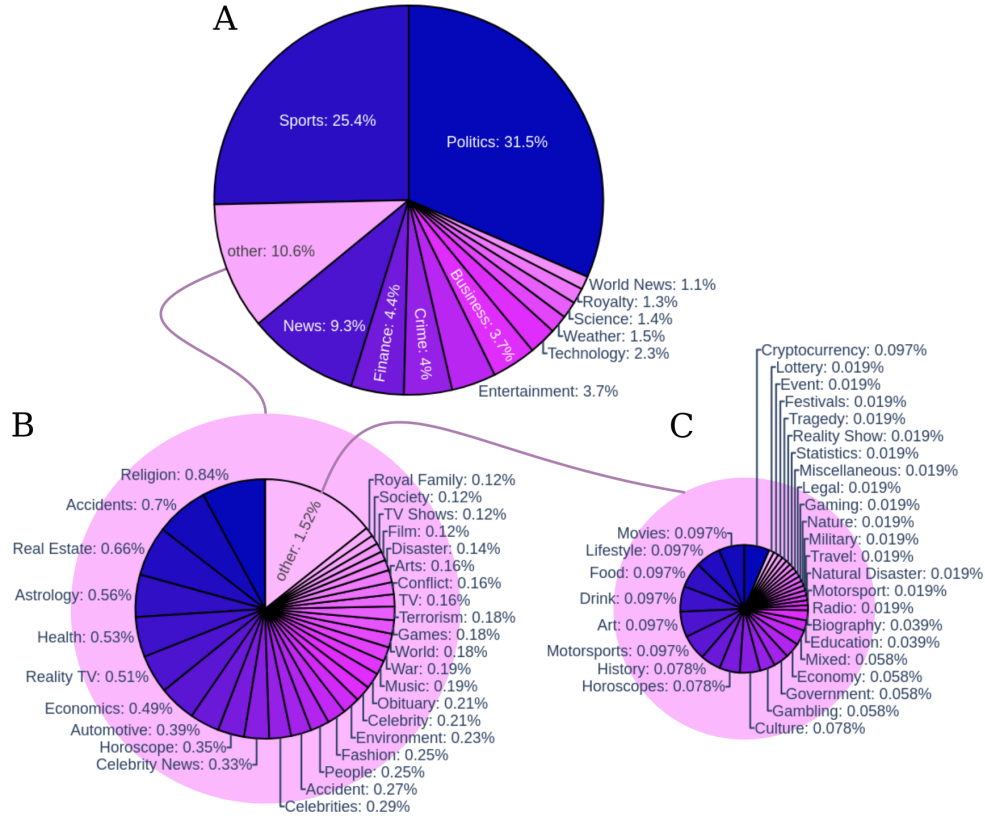
A: { "entities" : [ [ "French" , "Nationality" ] , [ "Prime Minister" , "Title" ] , [ "French Prime Minister" , "Title" ] , [ "French Prime Minister Gabriel Attal" , "Politician" ] , [ "Gabriel Attal" , "Person" ] , [ "61" , "Number" ] , [ "United Nations" , "Organization" ] , [ "UN" , "Organization" ] , [ "United Nations (UN) climate summit" , "Event" ] , [ "climate summit" , "Event" ] , [ "France" , "Country" ] , [ "£500 million" , "Money" ] , [ "French" , "Nationality" ] , [ "Parisian" , "Nationality" ] , [ "hydroelectric dam" , "Facility" ] , [ "French" , "Nationality" ] , [ "French government" , "Organization" ] , [ "election victory" , "Event" ] , [ "French" , "Nationality" ] , [ "French constitution" , "Law" ] , [ "constitution" , "Law" ] ] }

Q: Given the following text, please extract all named entities: <doc> Daniel is 5-foot-2 and 181 pounds, while his brother, John, is 6-foot-1 and 200 pounds. They both play for the New York Giants in the NFL. Both scored 3 touchdowns, 10% of the match’s total, in the last game against the Dallas Cowboys, ending with a score of 21-17 after 45 minutes. Their average scores for the season are 12.5 points per game, after 4,000+ games. The first 5 games had -56 odds for the home team. </doc>

A: { "entities" : [ [ "Daniel" , "Athlete" ] , [ "5-foot-2" , "Quantity" ] , [ "181 pounds" , "Quantity" ] , [ "John" , "Athlete" ] , [ "6-foot-1" , "Quantity" ] , [ "200 pounds" , "Quantity" ] , [ "New York" , "City" ] , [ "New York Giants" , "Organization" ] , [ "New York Giants" , "Sports" ] , [ "NFL" , "Organization" ] , [ "NFL" , "Sports" ] , [ "3 touchdowns" , "Quantity" ] , [ "10%" , "Percentage" ] , [ "Dallas" , "City" ] , [ "Dallas Cowboys" , "Organization" ] , [ "Dallas Cowboys" , "Sports" ] , [ "21-17" , "Quantity" ] , [ "45 minutes" , "Time" ] , [ "12.5 points" , "Quantity" ] , [ "4,000+" , "Quantity" ] , [ "5" , "Quantity" ] , [ "-56" , "Number" ] ] }

## A.2 Dataset information

Following topic diversification, as detailed in Section 3.2, the AskNews-NER-v0 dataset comprised 5,049 articles covering 73 unique topics (Supplementary Figure 2) and originating from 125 different countries. The distribution of countries in the full dataset, as well as in the train, test, and validation splits, are shown in Supplementary Tables 1-3. meta-llama/Meta-Llama-3-70B-Instruct [AI@Meta, 2024] was used for labeling entities in these news articles, resulting in the entity types shown in Supplementary Figure 3.



Supplementary Figure 2: **Topics distribution.** Percentage coverage of the 73 unique topics assigned to the collection of articles used for the AskNews-NER-v0 dataset. For legibility, the topics have been split up into three separate charts where A shows topics with  $\geq 1\%$  coverage and "other" corresponding to the remaining topics, B shows topics with  $< 1\%$  but  $\geq 0.1\%$  coverage and "other" corresponding to the remaining topics, and C shows topics with  $< 0.1\%$  coverage.

Supplementary Table 1: **Country distribution.** Article frequency for the top 50 countries represented in the AskNews-NER-v0 dataset.

Country	Full dataset	Train split	Validation split	Test split
United States	129	86	22	21
Canada	129	100	20	9
United Arab Emirates	129	92	12	25
Australia	129	102	14	13
Austria	129	91	17	21
Switzerland	129	87	21	21
Lebanon	129	91	17	21
Colombia	129	91	16	22
Türkiye	129	92	13	24
Malaysia	129	87	18	24
Brazil	129	89	26	14
Portugal	129	103	17	9
Nigeria	129	101	21	7
Venezuela	129	87	24	18
Ukraine	129	91	13	25
Spain	129	93	22	14
India	129	79	24	26
Egypt	129	97	13	19
France	129	90	24	15
Russia	129	83	24	22
Germany	129	93	15	21
Argentina	129	87	24	18
Mexico	129	88	23	18
United Kingdom	129	93	25	11
Italy	129	99	16	14
Saudi Arabia	118	91	13	14
Chile	103	77	14	12
Norway	100	74	11	15
Peru	86	66	10	10
Dominican Republic	83	63	8	12
Pakistan	83	49	13	21
Ireland	83	59	15	9
Sweden	77	62	9	6
Tuvalu	72	43	16	13
Jordan	63	52	5	6
Philippines	62	27	7	28
Kazakhstan	47	30	4	13
Denmark	45	30	7	8
Ecuador	41	27	6	8
South Africa	38	30	4	4
China	36	26	7	3
El Salvador	29	19	5	5
Belarus	28	23	2	3
Singapore	26	14	5	7
Morocco	26	23	2	1
Costa Rica	25	19	4	2
Honduras	24	18	1	5
Paraguay	23	20	1	2
Netherlands	23	14	6	3
Belgium	23	20	3	0

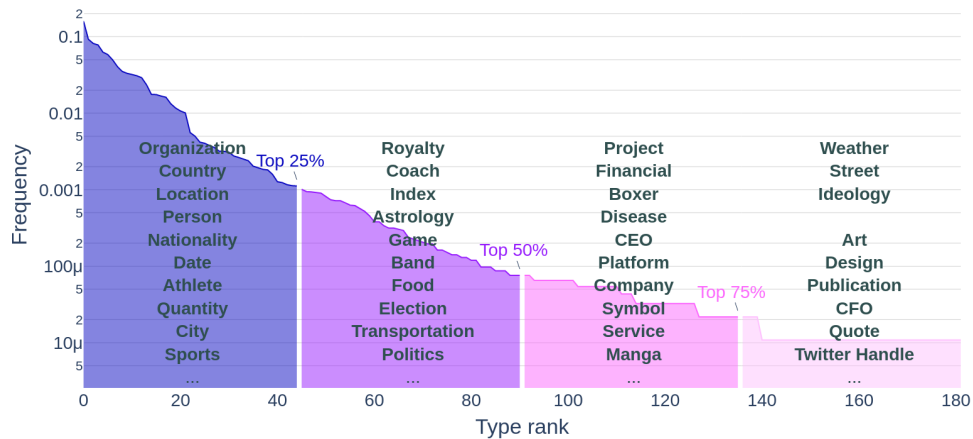
Supplementary Table 2: **Country distribution.** Article frequency for the mid 51-100 countries represented in the AskNews-NER-v0 dataset. Continued from Supplementary Table 1.

Country	Full dataset	Train split	Validation split	Test split
Israel	19	10	7	2
Guatemala	18	12	1	5
Iraq	18	14	1	3
Uruguay	18	16	1	1
Qatar	17	12	5	0
Panama	16	12	3	1
Japan	16	9	2	5
Bolivia	15	10	2	3
Kuwait	14	8	4	2
Senegal	14	11	3	0
New Zealand	14	12	2	0
Algeria	13	9	1	3
Iceland	13	8	4	1
Iran	11	6	2	3
Kenya	11	7	1	3
Ghana	11	7	1	3
Sierra Leone	10	8	2	0
Luxembourg	10	8	0	2
Cuba	10	5	2	3
South Korea	10	8	1	1
Macau	9	7	1	1
Puerto Rico	9	6	2	1
Nicaragua	9	6	1	2
Bangladesh	9	6	3	0
Yemen	8	6	2	0
Palestine	8	5	2	1
Azerbaijan	8	6	1	1
Syria	8	6	0	2
Sri Lanka	7	4	3	0
Hong Kong	7	6	0	1
Latvia	7	2	2	3
Micronesia, Fed. Sts.	7	4	1	2
Croatia	6	6	0	0
EU	5	4	0	1
Oman	5	4	1	0
Estonia	5	3	1	1
Thailand	4	2	0	2
Indonesia	4	3	0	1
Armenia	3	1	2	0
Kyrgyz Republic	3	3	0	0
Libya	3	3	0	0
Tunisia	3	3	0	0
Malta	3	3	0	0
Taiwan	3	3	0	0
Tokelau	2	2	0	0
Finland	2	2	0	0
Poland	2	2	0	0
Anguilla	2	2	0	0
Afghanistan	2	1	1	0
Uzbekistan	2	1	0	1



Supplementary Table 3: **Country distribution.** Article frequency for the bottom 101-125 countries represented in the AskNews-NER-v0 dataset. Continued from Supplementary Tables 1 and 2.

Country	Full dataset	Train split	Validation split	Test split
Bahrain	2	1	0	1
Angola	2	0	1	1
Romania	1	0	1	0
Mauritania	1	1	0	0
Georgia	1	1	0	0
Benin	1	1	0	0
Hungary	1	1	0	0
British Indian Ocean Territory	1	1	0	0
St. Lucia	1	1	0	0
Fiji	1	1	0	0
Sudan	1	1	0	0
Mozambique	1	1	0	0
Greece	1	1	0	0
Uganda	1	1	0	0
Nepal	1	1	0	0
Sao Tome and Principe	1	0	1	0
Laos	1	1	0	0
Reunion	1	1	0	0
Sint Maarten	1	1	0	0
Burundi	1	0	0	1
Barbados	1	0	0	1
Lithuania	1	0	0	1
Bulgaria	1	0	0	1
San Marino	1	0	0	1
Zambia	1	1	0	0
<b>Total</b>	<b>5049</b>	<b>3589</b>	<b>730</b>	<b>730</b>



Supplementary Figure 3: **Entity type frequency for the raw labels.** Labeling of news articles using Llama3 resulted in 182 unique entity types, despite requesting 54 as per Figure 6. Note that one of the entities types in the final 25% of the raw labels is an empty string.

### A.3 Evaluation

The fine-tuned NER models were evaluated in a zero-shot context on common NER benchmarks. Supplementary Table 4 shows the scores for GLiNER v1 models, GLiNER v2.1 models, and the fine-tuned models on 18 NER benchmark datasets. Performance improvements for the fine-tuned models compared to the base models (GLiNER v2.1) are found in Table 1.

Supplementary Table 4: **Zero-shot performance on 18 NER datasets.** Comparison between base models (S - GLiNER-Small, M - GLiNER-Medium, L - GLiNER-Large) and fine-tuned models ("News"). Performance on the test split of the anNER-v0 dataset is shown at the bottom. **Bold** indicates the highest score per dataset. Commit hashes for all models are found in Supplementary Table 5.

Dataset	S-v1	S-v2.1	S-News	M-v1	M-v2.1	M-News	L-v1	L-v2.1	L-News
ACE 2005	23.8	32.8	23.2	23.6	31.3	23.3	27.1	<b>33.3</b>	28.9
AnatEM	<b>49.0</b>	35.1	36.5	33.2	29.2	36.8	33.7	24.7	34.8
Broad Tweet Corpus	60.8	63.0	<b>69.2</b>	63.1	63.9	67.7	64.1	59.9	<b>69.2</b>
CoNLL 2003	61.4	59.8	60.9	62.8	61.5	<b>63.0</b>	60.7	59.5	56.4
FabNER	21.8	17.9	18.9	24.1	17.0	20.6	<b>25.4</b>	19.2	22.5
FindVehicle	32.3	38.0	43.1	30.3	36.0	38.7	45.1	51.9	<b>52.9</b>
GENIA_NER	51.2	47.7	47.2	57.3	55.4	54.0	<b>58.4</b>	55.3	55.0
HarveyNER	22.8	18.3	23.1	19.4	23.2	<b>26.7</b>	16.9	18.7	15.8
MultiNERD	58.2	57.3	<b>68.3</b>	54.9	55.3	67.1	54.8	48.7	64.0
Ontonotes	27.6	28.1	<b>35.1</b>	24.5	25.7	33.2	27.0	19.5	32.0
PolyglotNER	40.6	40.4	43.9	42.0	42.1	<b>45.3</b>	40.7	39.6	42.5
TweetNER7	39.3	36.5	35.6	39.9	38.2	38.6	<b>40.6</b>	36.1	35.5
WikiANN en	56.4	55.3	53.6	<b>58.4</b>	55.5	53.0	57.4	55.5	52.5
WikiNeural	68.7	64.7	76.0	71.0	67.5	<b>77.9</b>	67.7	62.9	70.3
bc2gm	51.5	50.4	49.4	52.9	54.0	<b>54.6</b>	52.0	45.2	46.9
bc4chemd	44.2	49.0	49.4	46.4	47.3	51.1	48.4	53.1	<b>55.1</b>
bc5cdr	66.8	66.1	70.9	66.5	67.0	<b>72.5</b>	67.8	68.4	71.2
ncbi	55.0	56.6	57.9	58.6	60.3	64.5	63.8	59.7	<b>65.5</b>
Average	46.2	45.4	47.9	46.0	46.1	<b>49.4</b>	47.3	45.1	48.4
AskNews-NER-v0	55.4	54.4	71.8	57.0	53.3	71.9	57.0	48.6	<b>72.9</b>

#### A.4 Model versions

For reproducibility purposes, we provide the Huggingface commit hashes for the models used in this paper (Supplementary Table 5). The GLiNER models were refactored from the versions published in Zaratiana et al. [2023] before being published to Huggingface. As we have evaluated our fine-tuned models compared to the versions available on Huggingface, we also compare benchmark scores of the GLiNER models available on Huggingface to those reported in in Supplementary Tables 7 and 6.

Supplementary Table 5: **Model versions.** Huggingface 🐙 commit hashes for the models used for fine-tuning and evaluation in this paper.

Model	Commit hash
Small-v1	0f0f4e7d3f10e48844110162d6b5c6072ddd5a4e
Small-v2.1	4e091416cf7c3481db542c2a3d26156916f3a47f
Medium-v1	b63645e3596b70a7d66e0597b3e739ad17bffe9d
Medium-v2.1	a3f776a34b65ed1218fb4765b89d564260f0dc01
Large-v1	1f55b526b24c7576857d4eb2b047cc77b0143594
Large-v2.1	abd49a1f1ebc12af1be84d06f6848221cf96dcad
NuNERZero_span	6b5d591b348c8775ce065737e267b4aa6a907538
Small-AskNews-NER-v0	dba3032b4f4426c827fed54fc9993aaece5dbf2a
Medium-AskNews-NER-v0	44c9b148230c65df75661c38c4fa7c1825892133
Large-AskNews-NER-v0	8f4f822f21b393b6eb577f4efd8558894b4e2b62

Supplementary Table 6: **Comparison between models currently available on Huggingface 🐙 and scores reported in Table 1 in Zaratiana et al. [2023].** Zero-shot performance on Out-of-Domain NER benchmark datasets for the different model sizes (S- small, M - medium, L - large). **Bold** indicates the highest score per dataset. **Green** and **red** values indicate increase or decrease in score for 🐙 models compared to published scores. Commit hashes for the 🐙 models are found in Supplementary Table 5.

Model	AI	Literature	Music	Politics	Science	Movie	Restaurant	Average
S-v1	50.7	60.0	60.9	61.5	55.6	46.9	33.3	52.7
S-v1 🐙	49.8 <sup>-0.9</sup>	62.8 <sup>+2.8</sup>	66.2 <sup>+5.3</sup>	64.0 <sup>+2.5</sup>	57.0 <sup>+1.4</sup>	43.1 <sup>-3.8</sup>	28.7 <sup>-4.6</sup>	53.1 <sup>+0.4</sup>
M-v1	51.8	59.7	69.4	68.6	58.1	42.9	37.3	55.4
M-v1 🐙	51.9 <sup>+0.1</sup>	59.5 <sup>-0.2</sup>	66.5 <sup>-2.9</sup>	67.3 <sup>-1.3</sup>	55.9 <sup>-2.2</sup>	46.8 <sup>+3.9</sup>	34.4 <sup>-2.9</sup>	54.6 <sup>-0.8</sup>
L-v1	<b>57.2</b>	<b>64.4</b>	<b>69.6</b>	<b>72.6</b>	62.6	<b>57.2</b>	<b>42.9</b>	<b>60.9</b>
L-v1 🐙	<b>57.2</b> <sup>+0.0</sup>	63.7 <sup>-0.7</sup>	<b>69.6</b> <sup>+0.0</sup>	72.5 <sup>-0.1</sup>	<b>65.3</b> <sup>+2.7</sup>	48.6 <sup>-8.6</sup>	37.6 <sup>-5.3</sup>	59.2 <sup>-1.7</sup>

Supplementary Table 7: **Comparison between large model currently available on Huggingface 🤖 and scores reported in Table 2 in Zaratiana et al. [2023].** Zero-shot performance on 20 NER benchmark datasets for Large models. **Bold** indicates the highest score per dataset. **Green** and **red** values indicate increase or decrease in score for 🤖 models compared to published scores. The commit hash for the 🤖 model is found in Supplementary Table 5.

Dataset	Large-v1	Large-v1 🤖
ACE 2005	<b>27.3</b>	27.1 <b>-0.2</b>
AnatEM	<b>33.7</b>	<b>33.7</b> <b>+0.0</b>
Broad Tweet Corpus	61.2	<b>64.1</b> <b>+2.9</b>
CoNLL 2003	<b>64.6</b>	60.7 <b>-3.9</b>
FabNER	23.6	<b>25.4</b> <b>+1.8</b>
FindVehicle	41.9	<b>45.1</b> <b>+3.2</b>
GENIA_NER	55.5	<b>58.4</b> <b>+2.9</b>
HarveyNER	<b>22.7</b>	16.9 <b>-5.8</b>
MultiNERD	<b>59.7</b>	54.8 <b>-4.9</b>
Ontonotes	<b>32.2</b>	27.0 <b>-5.2</b>
PolyglotNER	<b>42.9</b>	40.7 <b>-2.2</b>
TweetNER7	<b>41.4</b>	40.6 <b>-0.8</b>
WikiANN en	<b>58.9</b>	57.4 <b>-1.5</b>
WikiNeural	<b>71.8</b>	67.7 <b>-4.1</b>
bc2gm	47.9	<b>52.0</b> <b>+4.1</b>
bc4chemd	43.1	<b>48.4</b> <b>+5.3</b>
bc5cdr	66.4	<b>67.8</b> <b>+1.4</b>
ncbi	61.9	<b>63.8</b> <b>+1.9</b>
Average	<b>47.6</b>	47.3 <b>-0.3</b>