
A Concept-Based Explainability Framework for Large Multimodal Models

Jayneel Parekh¹ Pegah Khayatan¹ Mustafa Shukor¹ Alasdair Newson¹ Matthieu Cord^{1,2}

¹ISIR, Sorbonne Université, Paris, France ²Valeo.ai, Paris, France

{jayneel.parekh, pegah.khayatan}@sorbonne-universite.fr

Abstract

Large multimodal models (LMMs) combine unimodal encoders and large language models (LLMs) to perform multimodal tasks. Despite recent advancements towards the interpretability of these models, understanding internal representations of LMMs remains largely a mystery. In this paper, we present a novel framework for the interpretation of LMMs. We propose a dictionary learning based approach, applied to the representation of tokens. The elements of the learned dictionary correspond to our proposed concepts. We show that these concepts are well semantically grounded in both vision and text. Thus we refer to these as “multimodal concepts”. We qualitatively and quantitatively evaluate the results of the learnt concepts. We show that the extracted multimodal concepts are useful to interpret representations of test samples. Finally, we evaluate the disentanglement between different concepts and the quality of grounding concepts visually and textually. We will publicly release our code¹.

1 Introduction

Despite the exceptional capacity of deep neural networks (DNNs) to address complex learning problems, one aspect that hinders their deployment is the lack of human-comprehensible understanding of their internal computations. This directly calls into question their reliability and trustworthiness [5, 28]. Consequently, this has boosted research efforts in *interpretability/explainability* of these models i.e. devising methods to gain human-understandable insights about their decision processes. The growth in ability of DNNs has been accompanied by a similar increase in their design complexity and computational intensiveness. This is epitomized by the rise of vision transformers [11] and large-language models (LLMs) [8, 41] which can deploy up to tens of billions of parameters. The effectiveness of these models for unimodal processing tasks has spurred their use in addressing multimodal tasks. In particular, visual encoders and LLMs are frequently combined to address tasks such as image captioning and VQA [2, 24, 27, 40, 42]. This recent class of models are referred to as large multimodal models (LMMs).

For interpretability research, LMMs have largely remained unexplored. Most prior works on interpreting models that process visual data, focus on convolutional neural network (CNN) based systems and classification as the underlying task. Multimodal tasks and transformer-based architectures have both been relatively less studied. LMMs operate at the intersection of both domains. Thus, despite their rapidly growing popularity, there have been very few prior attempts at understanding representations inside an LMM [32, 33, 39].

This paper aims to bridge some of these differences and study in greater detail the intermediate representations of LMMs. To this end, motivated by the concept activation vector (CAV) based approaches

¹Project webpage: https://jayneelparekh.github.io/LMM_Concept_Explainability/

for CNNs [14, 15, 17, 21], we propose a novel dictionary-learning based concept extraction method, designed for application to LMMs. Our method is used to learn a concept dictionary to understand the representations of a pretrained LMM for a given word/token of interest (Eg. ‘Dog’). For this token, we build a matrix containing the LMM’s internal representation of the token. We then linearly decompose this matrix using dictionary learning. The dictionary elements of our decomposition represent our concepts. The most interesting consequence of our method is that the learnt concepts exhibit a semantic structure that can be meaningfully grounded in both visual and textual domains. They are visually grounded by extracting the images which maximally activate these concepts. They can simultaneously be grounded in the textual domain by decoding the concept through the language model of the LMM and extracting the words/tokens they are most associated to. We refer to such concept representations as *multimodal concepts*. Our key contributions can be summarized as follows:

- We propose a novel concept-based explainability framework that can be used to understand internal representations of large multimodal models. To the best of our knowledge, this is the first effort targeting multimodal models at this scale.
- Our dictionary learning based concept extraction approach is used to extract a multimodal concept dictionary wherein each concept can be semantically grounded simultaneously in both text and vision. We also extend the previous concept dictionary-learning strategies using a Semi-NMF based optimization.
- We experimentally validate the notion of multimodal concepts through both, qualitative visualizations and quantitative evaluation. Our learnt concept dictionary is shown to possess a meaningful multimodal grounding covering diverse concepts, and is useful to locally interpret representations of test samples LMMs.

2 Related work

Large Multimodal Models (LMMs) Large language models (LLMs) [8, 20, 31, 41] have emerged as the cornerstone of contemporary multimodal models. Typical large multimodal models (LMMs) [1, 4, 24, 25] comprise three components: LLMs, visual encoders, and light-weight connector modules to glue the two models. Remarkably, recent works have demonstrated that by keeping all pretrained models frozen and training only a few million parameters in the connector (e.g., a linear layer), LLMs can be adapted to understand images, videos, and audios [12, 22, 29, 40, 42], thus paving the way for solving multi-modal tasks. However, there is still a lack of effort aimed at understanding why such frozen LLMs can generalize to multimodal inputs. In this study, we try to decode the internal representation of LLMs when exposed to multimodal inputs.

Concept activation vector based approaches Concept based interpretability aim to extract the semantic content relevant for a model [9]. For post-hoc interpretation of pretrained models, concept activation vector (CAV) based approaches [15, 17, 21, 43–45] have been most widely used. The idea of CAV was first proposed by Kim et al. [21]. They define a concept as a set of user-specified examples. The concept is represented in the activation space of deep layer of a CNN by a hyperplane that separates these examples from a set of random examples. This direction in the activation space is referred to as the concept activation vector. Built upon CAV, ACE [17] automate the concept extraction process. CRAFT [15] proposed to learn a set of concepts for a class by decomposing activations of image crops via non-negative matrix factorization (NMF). Recently, Fel et al. [14] proposed a unified view of CAV-based approaches as variants of a dictionary learning problem. However, these methods have only been applied for interpretation of CNNs on classification tasks. LMMs on the contrary exhibit a different architecture. We propose a dictionary learning based concept extraction method, designed for LMMs. We also propose a Semi-NMF variant of the dictionary learning problem, which has not been previously considered for concept extraction.

Understanding VLM/LMM representations There has been an increasing interest in understanding internal representations of visual-language models (VLM) like CLIP through the lens of multimodality. Goh et al. [18] for instance discover neurons termed *multimodal*, that activate for certain conceptual information given images as input. Recently proposed TEXTSPAN [16] and SpLiCE [7], aim to understand representations in CLIP [36] by decomposing its visual representations on textual representations. For LMMs, Palit et al. [32] extend the causal tracing used for LLMs to analyze information across different layers in an LMM. Schwettmann et al. [39] first proposed the

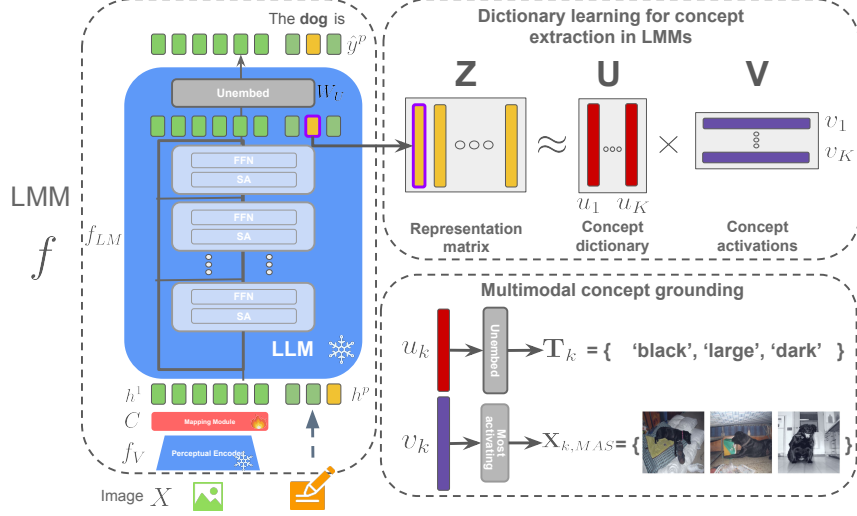


Figure 1: Overview of our multimodal concept extraction and grounding. Given a pretrained LLM for captioning and a target token (for eg. ‘Dog’), our method extracts internal representations of f about t , across many images. These representations are collated into a matrix \mathbf{Z} . We linearly decompose \mathbf{Z} to learn a concept dictionary \mathbf{U} and its coefficients/activations \mathbf{V} . Each concept $u_k \in \mathbf{U}$, is multimodally grounded in both visual and textual domains. For text grounding, we compute the set of most probable words \mathbf{T}_k by decoding u_k through the unembedding matrix W_U . Visual grounding $\mathbf{X}_{k,MAS}$ is obtained via v_k as the set of most activating samples.

notion of *multimodal neurons* existing within the LLM part of an LMM. They term the neurons “multimodal” as they translate high-level visual information to corresponding information in text modality. The neurons are discovered by ranking them by a gradient based attribution score. Pan et al. [33] recently proposed a more refined algorithm to identify such neurons based on a different neuron importance measure that leverages architectural information of transformer MLP blocks. Instead, we propose to discover a concept structure in the token representations by learning a small dictionary of multimodally grounded concepts. Limiting the analysis to a specific token of interest allows our method to discover fine details about the token in the learnt concepts.

3 Approach

3.1 Background for Large Multimodal Models (LMMs)

Model architecture. We consider a general model architecture for a large multimodal model f , that consists of: a visual encoder f_V , a trainable connector C , and an LLM f_{LM} consisting of N_L layers. We assume f is pretrained for captioning task with an underlying dataset $\mathcal{S} = \{(X_i, y_i)\}_{i=1}^N$ consisting of images $X_i \in \mathcal{X}$ and their associated caption $y_i \in \mathcal{Y}$. \mathcal{X} and \mathcal{Y} denote the space of images and set of text tokens respectively. Note that caption y_i can be viewed as a subset of all tokens. The input to the language model f_{LM} is denoted by the sequence of tokens h^1, h^2, \dots, h^p and the output as \hat{y} . The internal representation of any token at some layer l and position p inside f_{LM} is denoted as $h_{(l)}^p$, with $h_{(0)}^p = h^p$. For the multimodal model, the input sequence of tokens for f_{LM} consists of the concatenation of: (1) N_V visual tokens provided by the visual encoder f_V operating on an image X , followed by the connector C , and (2) linearly embedded textual tokens previously predicted by f_{LM} . For $p > N_V$, this can be expressed as:

$$\hat{y}^p = f_{LM}(h^1, h^2, \dots, h^{N_V}, \dots, h^p), \quad (1)$$

where $h^1, \dots, h^{N_V} = C(f_V(X))$, and $h^p = \text{Emb}(\hat{y}^{p-1})$ for $p > N_V$. To start the prediction, h^{N_V+1} is defined as the beginning of sentence token. The output token \hat{y}^p is obtained by normalizing $h_{(N_L)}^p$, followed by an unembedding layer that applies a matrix W_U followed by a softmax. The predicted caption \hat{y} consists of the predicted tokens $\hat{y} = \{\hat{y}^p\}_{p>N_V}$ until the end of sentence token.

Training The model is trained with next token prediction objective, to generate text conditioned on images in an auto-regressive fashion. In this work we focus on models trained to "translate" images into text, or image captioning models. These models keep the visual encoder f_V frozen and only train the connector C . Recent models also finetune the LLM to improve performance. However, we find the generalization of LLMs to multimodal inputs is an interesting phenomenon to understand, thus we focus on the setup where the LLM is kept frozen.

Transformer representations view Central to many previous approaches interpreting decoder-only LLM/transformer architectures, is the "residual stream view" of internal representations, first proposed in [13]. Herein, the network is seen as a composition of various computational blocks that "read" information from the residual stream of token representations $h_{(l)}^p$, perform their computation, and add or "write" their output back in the residual stream. This view can be summarized as:

$$h_{(l+1)}^p = h_{(l)}^p + a_{(l)}^p + m_{(l)}^p \quad (2)$$

$a_{(l)}^p$ denotes the information computed by attention function at layer l and position p . It has a causal structure and computes its output using $h_{(l)}^1, \dots, h_{(l)}^p$. $m_{(l)}^p$ denotes the information computed by the MLP block. It is a feedforward network (FFN) with two fully-connected layers and an intermediate activation function σ , that operates on $h_{(l)}^p + a_{(l)}^p$. The output of $\sigma(\cdot)$ is referred to as FFN activations.

3.2 Method overview

Fig. 1 provides a visual summary of the whole pipeline. Given a pretrained LMM f and a token of interest $t \in \mathcal{Y}$, our method consists of three key parts:

1. Selecting a subset of images \mathbf{X} from dataset \mathcal{S} , relevant for target token t . We extract representations by processing samples in \mathbf{X} through f . The extracted representations of dimension B are collected in a matrix $\mathbf{Z} \in \mathbb{R}^{B \times M}$, where M is number of samples in \mathbf{X} .
2. Linearly decomposing $\mathbf{Z} \approx \mathbf{U}\mathbf{V}$ into its constituents, that includes a dictionary of learnt concepts $\mathbf{U} \in \mathbb{R}^{B \times K}$ of size K and coefficient/activation matrix $\mathbf{V} \in \mathbb{R}^{K \times M}$.
3. Semantically grounding the learnt "multimodal concepts", contained in dictionary \mathbf{U} in both visual and textual modalities.

We emphasize at this point that our main objective in employing dictionary learning based concept extraction is to understand internal representations of an LMM. Thus, our focus is on validating the use of the learnt dictionary for this goal, and not to interpret the output of the model, which can be readily accomplished by combining this pipeline with some concept importance estimation method [14]. The rest of the section is devoted to elaborate on each of the above three steps.

3.3 Representation extraction

To extract relevant representations from the LMM about t that encode meaningful semantic information, we first determine a set of samples \mathbf{X} from dataset $\mathcal{S} = \{(X_i, y_i)\}_{i=1}^N$ for extraction. We consider the set of samples where t is predicted as part of the predicted caption \hat{y} . This allows us to further investigate the model's internal representations of t . To enhance visual interpretability for the extracted concept dictionary, we additionally limit this set of samples to those that contain t in the ground-truth caption. Thus, \mathbf{X} is computed as:

$$\mathbf{X} = \{X_i \mid t \in f(X_i) \text{ and } t \in y_i \text{ and } (X_i, y_i) \in \mathcal{S}\}. \quad (3)$$

Given any $X \in \mathbf{X}$, we propose to extract the token representation $h_{(L)}^p$ from a deep layer L , at the first position in the predicted caption $p > N_V$, such that $\hat{y}^p = t$. The representation $z_j \in \mathbb{R}^B$ of each sample $X_j \in \mathbf{X}$ is then stacked as columns of the matrix $\mathbf{Z} = [z_1, \dots, z_M] \in \mathbb{R}^{B \times M}$. Note that the representations of text tokens in f_{LM} can possess a meaningful multimodal structure as they combine information from visual token representations $h_{(l)}^p, p \leq N_V$. In contrast to $a_{(l)}^p$ and $m_{(l)}^p$, that represent residual information at layer l , $h_{(L)}^p$ contains the aggregated information computed by the LMM till layer L , providing a holistic view of its computation across all previous layers.



Figure 2: Example of multimodal concept grounding in vision and text. Five most activating samples (among decomposed in \mathbf{Z}) and five most probable decoded words are shown.

3.4 Decomposing the representations

The representation matrix $\mathbf{Z} \approx \mathbf{UV}$, is decomposed as product of two low-rank matrices $\mathbf{U} \in \mathbb{R}^{B \times K}$, $\mathbf{V} \in \mathbb{R}^{K \times M}$ of rank $K \ll \min(B, M)$, where K denotes the number of dictionary elements. The columns of $\mathbf{U} = [u_1, \dots, u_K]$ are the basis vectors which we refer to as concept-vectors/concepts. The rows of \mathbf{V} or columns of $\mathbf{V}^T = [v_1, \dots, v_M]$, $v_i \in \mathbb{R}^M$ denote the activations of u_i for each sample. This decomposition, as previously studied in [14], can be optimized with various constraints on \mathbf{U} , \mathbf{V} , each leading to a different dictionary. The most common ones include PCA (constraint: $\mathbf{U}^T \mathbf{U} = \mathbf{I}$), K-Means (constraint: columns of \mathbf{V} correspond to columns of identity matrix) and NMF (constraint: $\mathbf{Z}, \mathbf{U}, \mathbf{V} \geq 0$). However, for our use case, NMF is not applicable as token representations \mathbf{Z} do not satisfy the non-negativity constraint. Instead, we propose to employ a relaxed version of NMF, Semi-NMF [10], which allows the decomposition matrix \mathbf{Z} and basis vectors \mathbf{U} to contain mixed values, and only forces the activations \mathbf{V} to be non-negative. Since we expect only a small number of concepts to be present in any given sample, we also encourage sparsity in activations \mathbf{V} . The optimization problem to decompose \mathbf{Z} via Semi-NMF can be summarized as:

$$\mathbf{U}^*, \mathbf{V}^* = \arg \min_{\mathbf{U}, \mathbf{V}} \|\mathbf{Z} - \mathbf{UV}\|_F^2 + \lambda \|\mathbf{V}\|_1 \quad s.t. \quad \mathbf{V} \geq 0, \text{ and } \|u_k\|_2 \leq 1 \quad \forall k \in \{1, \dots, K\}. \quad (4)$$

Given any image X where token t is predicted by f , we can now define the process of computing activations of concept dictionary \mathbf{U}^* for given X , denoted as $v(X) \in \mathbb{R}^K$. To do so, we first extract the token representation for X , $z_X \in \mathbb{R}^B$ with the process described in Sec. 3.3. Then, z_X is projected on \mathbf{U}^* to compute $v(X)$. In the case of Semi-NMF, this corresponds to $v(X) = \arg \min_{v \geq 0} \|z_X - \mathbf{U}^* v\|_2^2 + \lambda \|v\|_1$. The activation of $u_k \in \mathbf{U}^*$ is denoted as $v_k(X) \in \mathbb{R}$.

3.5 Using the concept dictionary for interpretation

Multimodal grounding of concepts. Given the learnt dictionary \mathbf{U}^* and corresponding activations \mathbf{V}^* , the key objective remaining is to ground the understanding of any given concept vector u_k , $k \in \{1, \dots, K\}$ in the visual and textual domains. Specifically, for visual grounding, we use prototyping [3, 21] to select input images (among the decomposed samples), that maximally activate u_k . Given the number of samples extracted for visualization N_{MAS} , the set of maximum activating samples (MAS) for component u_k , denoted as $\mathbf{X}_{k, MAS}$ can be specified as follows ($|\cdot|$ is absolute value):

$$\mathbf{X}_{k, MAS} = \underset{\hat{X} \subset \mathbf{X}, |\hat{X}| = N_{MAS}}{\operatorname{argmax}} \sum_{X \in \hat{X}} |v_k(X)|. \quad (5)$$

For grounding in textual domain, we note that the concept vectors are defined in the token representation space of f_{LM} . Thus we leverage the insights from ‘‘Lens’’ based methods [6, 23, 30, 38] that attempt to understand LLM representations. In particular, following [30], we use the unembedding layer to map u_k to the token vocabulary space \mathcal{Y} , and extract the most probable tokens. That is, we extract the tokens with highest probability in $W_U u_k$. The decoded tokens with highest probabilities are then filtered for being an english, non-stop-word with at least 3 characters, to eliminate unnecessary tokens. The final set of words is referred to as grounded words for concept u_k and denoted as \mathbf{T}_k . Fig. 2 illustrates an example of grounding of a concept extracted for token ‘‘Dog’’ in vision (5 most activating samples) and text (top 5 decoded words).

Most activating concepts for images. To understand the LMM’s representation of a given image X , we now define the *most activating concepts*. Firstly, we extract the representations z_X of the image with the same process as described previously. We then project z_X on \mathbf{U}^* to obtain $v(X) \in \mathbb{R}^K$.

We define the most activating concepts, which we denote $\tilde{u}(X)$, as the set of r concept vectors (in \mathbf{U}^*) whose activations $v_k(X)$ have the largest magnitude. One can then visualize the multimodal grounding of $\tilde{u}(X)$. This step could be further combined with concept importance estimation techniques [14] to interpret the model’s prediction for token t , however, the focus of this paper is to simply understand the internal representation of the model, for which the current pipeline suffices.

4 Experiments

Models and dictionary learning. We experiment with the DePALM model [42] that is trained for captioning task on COCO dataset [26]. The model consists of a frozen ViT-L/14 CLIP [37] encoder as the visual encoder f_V . It is followed by a transformer connector to compress the encoding into $N_V = 10$ visual tokens. The language model f_{LM} is a frozen OPT-6.7B [46] and consists of 32 layers. For uniformity and fairness all the results in the main paper are reported with number of concepts $K = 20$ and for token representations from $L = 31$, the final layer before unembedding layer. For Semi-NMF, we set $\lambda = 1$ throughout. We consider the 5 most activating samples in $\mathbf{X}_{k,MAS}$ for visual grounding for any u_k . For text grounding, we consider top-15 tokens for \mathbf{T}_k before applying the filtering described in Sec 3.5.

The complete dataset consists of around 120,000 images for training, and 5000 each for validation and testing with 5 captions per image following the Karpathy split. We conduct our analysis separately for various common objects in the dataset: “Dog”, “Bus”, “Train”, “Cat”, “Bear”, “Baby”, “Car”, “Cake”. The extension to other classes remains straightforward. The precise details about number of samples for learning the dictionary, or testing, is available in Appendix A.

4.1 Evaluation setup

We evaluate the quality of learnt concept dictionary \mathbf{U}^* on three axes: (i) Its use during inference to interpret representations of LMMs for test samples, (ii) The overlap/entanglement between grounded words of concepts in the dictionary and (iii) the quality of visual and text grounding of concepts (used to understand a concept itself). We discuss concrete details about each axis below:

Concept extraction during inference: To evaluate the use of \mathbf{U}^* in understanding any test sample X , we first estimate the top r most activating concepts activations, $\tilde{u}(X)$ (Sec. 3.5). We then estimate the correspondence between a the image X and the grounded words \mathbf{T}_k of $\tilde{u}(X)$. This correspondence is estimated via two different metrics. The primary metric is the average CLIPScore [19] between X and \mathbf{T}_k . This directly estimates correspondence between the test image embedding with the grounded words of the top concepts. The secondary metric is the average BERTScore (F1) [47] between the ground-truth captions y associated with X and the words \mathbf{T}_k . These metrics help validate the multimodal nature of the concept dictionaries. Their use is inspired from [39]. Details for their implementation is in Appendix A.

Overlap/entanglement of learnt concepts: Ideally, we would like each concept in \mathbf{U}^* to encode distinct information about the token of interest t . Thus two different concepts $u_k, u_l, k \neq l$ should be associated to different sets of words. To quantify the entanglement of learnt concepts, we compute the overlap between the grounded words $\mathbf{T}_k, \mathbf{T}_l$. The overlap for a concept u_k is defined as an average of its fraction of common words with other concepts. The overlap/entanglement metric for a dictionary \mathbf{U}^* is defined as the average of overlap of each concept.

$$\text{Overlap}(\mathbf{U}^*) = \frac{1}{K} \sum_k \text{Overlap}(u_k), \quad \text{Overlap}(u_k) = \frac{1}{(K-1)} \sum_{l=1, l \neq k}^K \frac{|\mathbf{T}_l \cap \mathbf{T}_k|}{|\mathbf{T}_k|}$$

Multimodal grounding of concepts: To evaluate the quality of visual/text grounding of concepts ($\mathbf{X}_{k,MAS}, \mathbf{T}_k$), we measure the correspondence between visual and text grounding of a given concept u_k , i.e. the set of maximum activating samples $\mathbf{X}_{k,MAS}$ and words \mathbf{T}_k , using CLIPScore and BERTScore as described above.

Baselines: One set of methods for evaluation are the variants of our proposed approach where we employ different dictionary learning strategies: PCA, KMeans and Semi-NMF. For evaluating concept extraction on test data with CLIPScore/BERTScore we compare against the following baselines:

- *Rnd-Words*: This baseline considers Semi-NMF as the underlying learning method. However, for

Token	Metric	Rnd-Words	Noise-Imgs	Simple	Semi-NMF (Ours)	GT-captions
Dog	CS top-1 (\uparrow)	0.519 ± 0.05	0.425 ± 0.06	0.546 ± 0.08	0.610 ± 0.09	0.783 ± 0.06
	BS top-1 (\uparrow)	0.201 ± 0.04	0.306 ± 0.05	<u>0.346 ± 0.08</u>	0.405 ± 0.07	0.511 ± 0.11
Bus	CS top-1 (\uparrow)	0.507 ± 0.05	0.425 ± 0.08	0.667 ± 0.06	<u>0.634 ± 0.08</u>	0.736 ± 0.05
	BS top-1 (\uparrow)	0.200 ± 0.05	0.303 ± 0.06	<u>0.390 ± 0.05</u>	0.404 ± 0.07	0.466 ± 0.11
Train	CS top-1 (\uparrow)	0.496 ± 0.05	0.410 ± 0.07	<u>0.642 ± 0.06</u>	0.646 ± 0.07	0.727 ± 0.05
	BS top-1 (\uparrow)	0.210 ± 0.06	0.253 ± 0.06	0.392 ± 0.07	<u>0.378 ± 0.07</u>	0.436 ± 0.08
Cat	CS top-1 (\uparrow)	0.539 ± 0.04	0.461 ± 0.04	<u>0.589 ± 0.07</u>	0.627 ± 0.06	0.798 ± 0.05
	BS top-1 (\uparrow)	0.207 ± 0.07	0.307 ± 0.03	<u>0.425 ± 0.10</u>	0.437 ± 0.08	0.544 ± 0.1

Table 1: Test data mean CLIPScore and BERTScore for top-1 activating concept for all baselines on five tokens. CLIPScore denoted as CS, and BERTScore as BS. Statistical significance is in Appendix B.1. Higher scores are better. Best score in **bold**, second best is underlined.

each component u_k , we replace its grounded words \mathbf{T}_k by a set of random words \mathbf{R}_k such that $|\mathbf{R}_k| = |\mathbf{T}_k|$ and the random words also satisfy the same filtering conditions as grounded words i.e. they are non-stopwords from english corpus with more than two characters. We do this by decoding a randomly sampled token representation and adding the top decoded words if they satisfy the conditions.

- *Noise-Imgs*: This baseline uses random noise as images and then proceeds with exactly same learning procedure as Semi-NMF including extracting activations from the same positions, and same parameters for dictionary learning. Combined with the Rnd-Words baseline, they ablate two parts of the concept extraction pipeline.

- *Simple*: This baseline considers a simple technique to build the dictionary \mathbf{U}^* and projecting test samples. It builds \mathbf{U}^* by selecting token representations in \mathbf{Z} with the largest norm. The projections are performed by mapping the test sample representation to the closest element in \mathbf{U}^* . For deeper layers, this provides a strong baseline in terms of extracted grounded words \mathbf{T}_k which are related to token of interest t , as they are obtained by directly decoding token representations of t .

We also report score using ground-truth captions (*GT captions*) instead of considering grounded words \mathbf{T}_k , to get the best possible correspondence score. The overlap/entanglement in concept dictionary is compared between the non-random baselines: Simple, PCA, K-Means and Semi-NMF. For evaluating the visual/text grounding we compare against the random words keeping the underlying set of MAS, $\mathbf{X}_{k,MAS}$, same for both.

4.2 Results and discussion

Quantitative results Tab. 1 reports the test top-1 CLIPScore/BERTScore for all baselines and Semi-NMF on different target tokens. Appendix B contains detailed results for other tokens as well as for the PCA and K-Means variants. We report the results for only the top-1 activating concept, as the KMeans and Simple baselines map a given representation to a single cluster/element. Notably, Semi-NMF generally outperforms the other baselines although the Simple baseline performs competitively. More generally, Semi-NMF, K-Means, and Simple tend to clearly outperform Rnd-Words, Noise-Imgs and PCA on these metrics, indicating that these systems project representations of test images to concepts whose associated grounded words correspond well with the visual content.

Tab. 2 reports the overlap between concepts for Simple, PCA, KMeans and Semi-NMF systems. Interestingly, KMeans and Simple baseline perform significantly worse than Semi-NMF/PCA with a high overlap between grounded words, often exceeding 40%. PCA outperforms other methods with almost no overlap while Semi-NMF shows some overlap. Overall, Semi-NMF strikes the best balance among all the methods, in terms of learning a concept dictionary useful for understanding test image representations, but which also learns diverse and disentangled

Token	Simple	PCA	KMeans	Semi-NMF
Dog	0.371	0.004	0.501	<u>0.086</u>
Bus	0.622	0.002	0.487	<u>0.177</u>
Train	0.619	0.015	0.367	<u>0.107</u>
Cat	0.452	0.000	0.500	<u>0.146</u>

Table 2: Overlap between learnt concepts. Lower is better. Best score in **bold**, second best underlined.

concepts. We thus conduct the further experiments with Semi-NMF as the underlying dictionary learning method.

Fig. 3 shows an evaluation of visual/text grounding of concepts learnt by Semi-NMF. Each point on the figure denotes the CLIP-Score (left) or BERTScore (right) for correspondence between samples $\mathbf{X}_{k,MAS}$ and words \mathbf{T}_k for concept u_k against random words baseline. We see that for both metrics, vast majority of concepts lie above the $y = x$ line, indicating that grounded words correspond much better to content of maximum activating samples than random words.

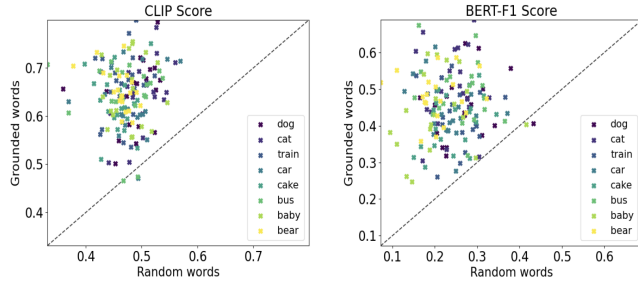


Figure 3: Evaluating visual/text grounding (CLIP-Score/BERTScore). Each point denotes score for grounded words of a concept (Semi-NMF) vs Rnd-Words w.r.t the same visual grounding.

Qualitative results Fig. 4 shows visual and textual grounding of concepts extracted for token ‘dog’. For brevity, we select 8 out of 20 concepts for illustration. 2. Grounding for all concepts extracted for ‘dog’ and other tokens are in Appendix C. The concept visualizations/grounding for

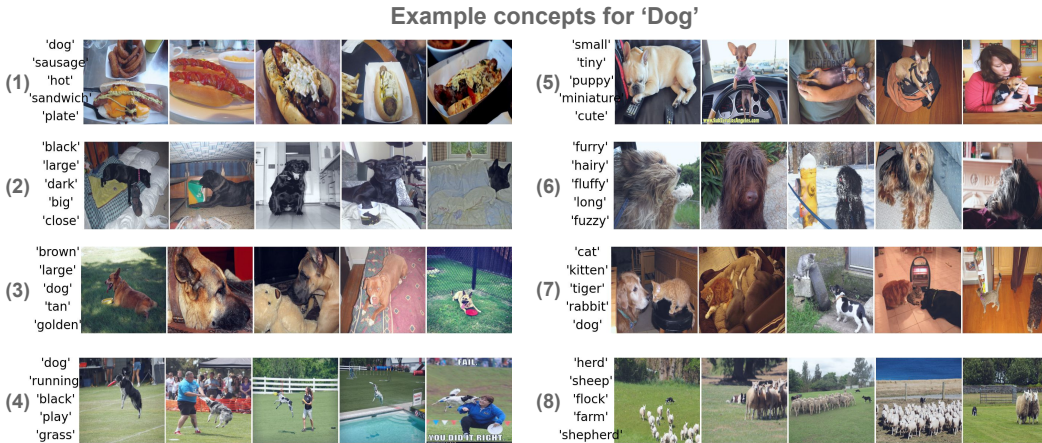


Figure 4: Visual/textual grounding for 8 out of 20 concepts for ‘Dog’ token (layer 31). For each concept we illustrate the set of 5 most activating samples and 5 most probable decoded words.

‘Dog’ reveal interesting insights about the global structure of the LMM’s representation. Extracted concepts capture information about different aspects of a ‘dog’. The LMM separates representation of animal ‘Dog’ with a ‘hot dog’ (Concept 1). Specifically for ‘Dog’, Concepts (2), (3) capture information about color: ‘black’, ‘brown’. Concept (6) encodes information about ‘long hair’ of a dog, while concept (5) activates for ‘small/puppy-like’ dogs. Beyond concepts activating for specific characteristics of a ‘dog’, we also discover concepts describing their state of actions (Concept (4) ‘playing/running’), common scenes they can occur in (Concept (8), ‘herd’), and correlated objects they can occur with (Concept (7), ‘cat and dog’). We observe such diverse nature of extracted concepts even for other tokens (Appendix C). The information about concepts can be inferred via both the visual images and the associated grounded words, highlighting their coherent multimodal grounding. Notably, compared to solely visual grounding as for CAVs for CNNs, the multimodal grounding eases the process to understand a concept.

Fig. 5 illustrates the use of concept dictionaries (learnt via Semi-NMF) to understand test sample representations for tokens ‘Dog’, ‘Cat’ and ‘Bus’. For each sample we show the normalized activations of the three most activating concepts, and their respective multimodal grounding. Most activating concepts often capture diverse meaningful and diverse features of a given sample. For instance, for first sample containing a ‘Dog’, the concepts for “long hair”, “small/tiny/puppy”, and “black/white

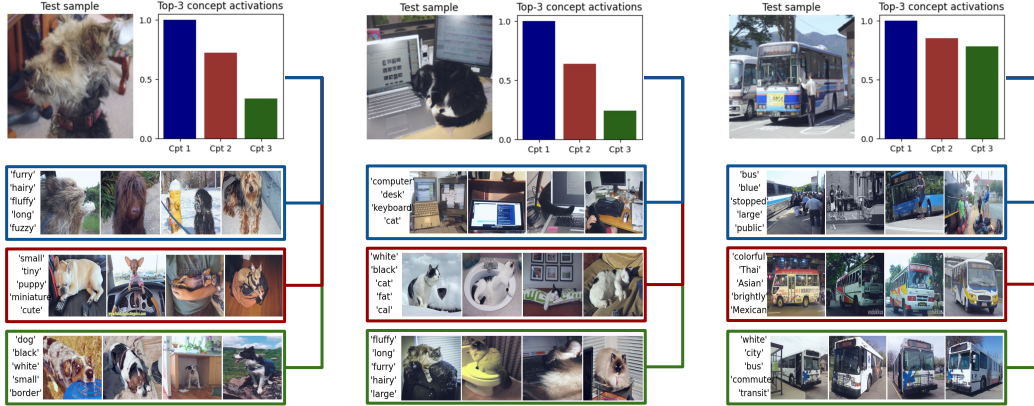


Figure 5: Local interpretations for test samples for different tokens (‘Dog’, ‘Cat’, ‘Bus’) with Semi-NMF (layer 31). Visual/text grounding for three highest concept activations (normalized) is shown.

color” all simultaneously activate. The grounding for first two concepts was also illustrated in Fig. 4. Additional visualizations for test samples are shown in Appendix C, wherein we qualitatively compare interpretations of Semi-NMF to K-Means, PCA variants and Simple baseline.

Layer ablation We analyze the quality of multimodal grounding of concepts across different layers L . The CLIPScore between $(\mathbf{X}_{k, MAS}, \mathbf{T}_k)$, averaged over all concepts u_k is shown in Fig. 6, for ‘Dog’ and ‘Cat’ for all layers in f_{LM} . For early layers the multimodal grounding is no better than Rnd-Words. Interestingly, there is a noticeable increase around ($L = 20$ to $L = 25$), indicating that the multimodal structure of internal token representations starts to appear at this point. This also validates our choice that deeper layers are better suited for multimodal concepts.

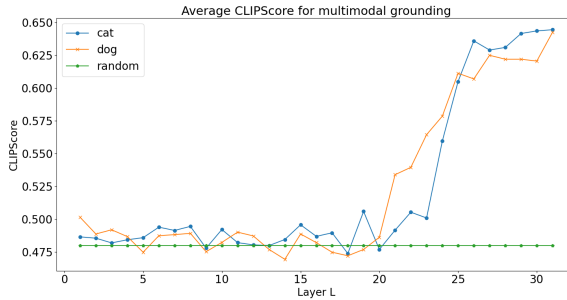


Figure 6: Mean CLIPScore between visual/text grounding $\mathbf{X}_{k, MAS}, \mathbf{T}_k$ for all concepts (Semi=NMF), across different layers L . Results are for tokens ‘Dog’ and ‘Cat’.

Additional qualitative experiments. A qualitative analysis for grounding of extracted concepts for different layers is available in Appendix D. Our method can be also be applied to understand the processing of visual/perceptual tokens inside the LMM which also exhibit this multimodal structure. The experiment for the same can be found in Appendix E.

5 Conclusion

In summary, we have presented a novel dictionary learning based concept extraction framework, useful to understand internal representations of a large multimodal model. The approach relies on decomposing representations of a token inside a pretrained LMM. To this end, we also propose a Semi-NMF variant of the concept dictionary learning problem. The elements of the learnt concept dictionary are grounded in the both text and visual domains, leading to a novel notion of *multimodal concepts* in the context of interpretability. We quantitatively and qualitatively show that (i) the multimodal grounding of concepts is meaningful, and (ii) the learnt concepts are useful to understand representations of test samples. We hope that our method inspires future work from research community towards designing concept based explainability methods to understand LMMs.

References

[1] Jean-Baptiste Alayrac, Jeff Donahue, Pauline Luc, Antoine Miech, Iain Barr, Yana Hasson, Karel Lenc, Arthur Mensch, Katherine Millican, Malcolm Reynolds, et al. Flamingo: a visual

- language model for few-shot learning. *Advances in Neural Information Processing Systems (NeurIPS)*, 35:23716–23736, 2022.
- [2] Jean-Baptiste Alayrac, Jeff Donahue, Pauline Luc, Antoine Miech, Iain Barr, Yana Hasson, Karel Lenc, Arthur Mensch, Katherine Millican, Malcolm Reynolds, et al. Flamingo: a visual language model for few-shot learning. *Advances in Neural Information Processing Systems*, 35: 23716–23736, 2022.
- [3] David Alvarez-Melis and Tommi Jaakkola. Towards robust interpretability with self-explaining neural networks. In *Advances in Neural Information Processing Systems (NeurIPS)*, pages 7775–7784, 2018.
- [4] Anas Awadalla, Irena Gao, Josh Gardner, Jack Hessel, Yusuf Hanafy, Wanrong Zhu, Kalyani Marathe, Yonatan Bitton, Samir Gadre, Shiori Sagawa, et al. OpenFlamingo: An open-source framework for training large autoregressive vision-language models. *arXiv preprint arXiv:2308.01390*, 2023.
- [5] Valérie Beaudouin, Isabelle Bloch, David Bounie, Stéphan Cléménçon, Florence d’Alché-Buc, James Eagan, Winston Maxwell, Pavlo Mozharovskiy, and Jayneel Parekh. Flexible and context-specific AI explainability: A multidisciplinary approach. *CoRR*, abs/2003.07703, 2020.
- [6] Nora Belrose, Zach Furman, Logan Smith, Danny Halawi, Igor Ostrovsky, Lev McKinney, Stella Biderman, and Jacob Steinhardt. Eliciting latent predictions from transformers with the tuned lens. *arXiv preprint arXiv:2303.08112*, 2023.
- [7] Usha Bhalla, Alex Oesterling, Suraj Srinivas, Flavio P Calmon, and Himabindu Lakkaraju. Interpreting clip with sparse linear concept embeddings (splice). *arXiv preprint arXiv:2402.10376*, 2024.
- [8] Tom Brown, Benjamin Mann, Nick Ryder, Melanie Subbiah, Jared D Kaplan, Prafulla Dhariwal, Arvind Neelakantan, Pranav Shyam, Girish Sastry, Amanda Askell, et al. Language models are few-shot learners. *Advances in Neural Information Processing Systems (NeurIPS)*, 33: 1877–1901, 2020.
- [9] Julien Colin, Thomas Fel, Rémi Cadène, and Thomas Serre. What i cannot predict, i do not understand: A human-centered evaluation framework for explainability methods. *Advances in neural information processing systems*, 35:2832–2845, 2022.
- [10] Chris HQ Ding, Tao Li, and Michael I Jordan. Convex and semi-nonnegative matrix factorizations. *IEEE transactions on pattern analysis and machine intelligence*, 32(1):45–55, 2008.
- [11] Alexey Dosovitskiy, Lucas Beyer, Alexander Kolesnikov, Dirk Weissenborn, Xiaohua Zhai, Thomas Unterthiner, Mostafa Dehghani, Matthias Minderer, Georg Heigold, Sylvain Gelly, et al. An image is worth 16x16 words: Transformers for image recognition at scale. *arXiv preprint arXiv:2010.11929*, 2020.
- [12] Constantin Eichenberg, Sidney Black, Samuel Weinbach, Letitia Parcalabescu, and Anette Frank. Magma—multimodal augmentation of generative models through adapter-based finetuning. *arXiv preprint arXiv:2112.05253*, 2021.
- [13] Nelson Elhage, Neel Nanda, Catherine Olsson, Tom Henighan, Nicholas Joseph, Ben Mann, Amanda Askell, Yuntao Bai, Anna Chen, Tom Conerly, et al. A mathematical framework for transformer circuits. *Transformer Circuits Thread*, 1, 2021.
- [14] Thomas Fel, Victor Boutin, Louis Béthune, Rémi Cadène, Mazda Moayeri, Léo Andéol, Mathieu Chalvidal, and Thomas Serre. A holistic approach to unifying automatic concept extraction and concept importance estimation. *Advances in Neural Information Processing Systems*, 36, 2023.
- [15] Thomas Fel, Agustin Picard, Louis Bethune, Thibaut Boissin, David Vigouroux, Julien Colin, Rémi Cadène, and Thomas Serre. Craft: Concept recursive activation factorization for explainability. In *Proceedings of the IEEE/CVF Conference on Computer Vision and Pattern Recognition*, pages 2711–2721, 2023.

- [16] Yossi Gandelsman, Alexei A Efros, and Jacob Steinhardt. Interpreting clip’s image representation via text-based decomposition. In *International Conference on Learning Representations*, 2024.
- [17] Amirata Ghorbani, James Wexler, James Y Zou, and Been Kim. Towards automatic concept-based explanations. In *Advances in Neural Information Processing Systems (NeurIPS)*, pages 9277–9286, 2019.
- [18] Gabriel Goh, Nick Cammarata, Chelsea Voss, Shan Carter, Michael Petrov, Ludwig Schubert, Alec Radford, and Chris Olah. Multimodal neurons in artificial neural networks. *Distill*, 6(3): e30, 2021.
- [19] Jack Hessel, Ari Holtzman, Maxwell Forbes, Ronan Le Bras, and Yejin Choi. CLIPScore: A reference-free evaluation metric for image captioning. In Marie-Francine Moens, Xuanjing Huang, Lucia Specia, and Scott Wen-tau Yih, editors, *Proceedings of the 2021 Conference on Empirical Methods in Natural Language Processing*, 2021.
- [20] Jordan Hoffmann, Sebastian Borgeaud, Arthur Mensch, Elena Buchatskaya, Trevor Cai, Eliza Rutherford, Diego de Las Casas, Lisa Anne Hendricks, Johannes Welbl, Aidan Clark, et al. Training compute-optimal large language models. *arXiv preprint arXiv:2203.15556*, 2022.
- [21] Been Kim, Martin Wattenberg, Justin Gilmer, Carrie Cai, James Wexler, Fernanda Viegas, et al. Interpretability beyond feature attribution: Quantitative testing with concept activation vectors (tcav). In *International conference on machine learning*, pages 2668–2677. PMLR, 2018.
- [22] Jing Yu Koh, Ruslan Salakhutdinov, and Daniel Fried. Grounding language models to images for multimodal generation. *arXiv preprint arXiv:2301.13823*, 2023.
- [23] Anna Langedijk, Hosein Mohebbi, Gabriele Sarti, Willem H. Zuidema, and Jaap Jumelet. Decoderlens: Layerwise interpretation of encoder-decoder transformers. *CoRR*, abs/2310.03686, 2023.
- [24] Hugo Laurençon, Lucile Saulnier, Leo Tronchon, Stas Bekman, Amanpreet Singh, Anton Lozhkov, Thomas Wang, Siddharth Karamcheti, Alexander M Rush, Douwe Kiela, Matthieu Cord, and Victor Sanh. OBELICS: An open web-scale filtered dataset of interleaved image-text documents. In *Thirty-seventh Conference on Neural Information Processing Systems Datasets and Benchmarks Track*, 2023. URL <https://openreview.net/forum?id=SKN2hf1BIZ>.
- [25] Junnan Li, Dongxu Li, Silvio Savarese, and Steven Hoi. Blip-2: Bootstrapping language-image pre-training with frozen image encoders and large language models. *arXiv preprint arXiv:2301.12597*, 2023.
- [26] Tsung-Yi Lin, Michael Maire, Serge Belongie, James Hays, Pietro Perona, Deva Ramanan, Piotr Dollár, and C Lawrence Zitnick. Microsoft coco: Common objects in context. In *European Conference on Computer Vision (ECCV)*, pages 740–755. Springer, 2014.
- [27] Oscar Mañas, Pau Rodriguez, Saba Ahmadi, Aida Nematzadeh, Yash Goyal, and Aishwarya Agrawal. Mapl: Parameter-efficient adaptation of unimodal pre-trained models for vision-language few-shot prompting. *arXiv preprint arXiv:2210.07179*, 2022.
- [28] Aniek F Markus, Jan A Kors, and Peter R Rijnbeek. The role of explainability in creating trustworthy artificial intelligence for health care: a comprehensive survey of the terminology, design choices, and evaluation strategies. *Journal of biomedical informatics*, 113:103655, 2021.
- [29] Jack Merullo, Louis Castricato, Carsten Eickhoff, and Ellie Pavlick. Linearly mapping from image to text space. *arXiv preprint arXiv:2209.15162*, 2022.
- [30] Nostalgebraist. Interpreting gpt: The logit lens. <https://www.lesswrong.com/posts/AcKRB8wDpdaN6v6ru/interpreting-gpt-the-logit-lens>, 2020. Accessed: [date of access].
- [31] OpenAI. Gpt-4 technical report. *arXiv*, 2023.

- [32] Vedant Palit, Rohan Pandey, Aryaman Arora, and Paul Pu Liang. Towards vision-language mechanistic interpretability: A causal tracing tool for blip. In *Proceedings of the IEEE/CVF International Conference on Computer Vision*, pages 2856–2861, 2023.
- [33] Haowen Pan, Yixin Cao, Xiaozhi Wang, and Xun Yang. Finding and editing multi-modal neurons in pre-trained transformer. *arXiv preprint arXiv:2311.07470*, 2023.
- [34] Adam Paszke, Sam Gross, Francisco Massa, Adam Lerer, James Bradbury, Gregory Chanan, Trevor Killeen, Zeming Lin, Natalia Gimelshein, Luca Antiga, et al. Pytorch: An imperative style, high-performance deep learning library. *Advances in neural information processing systems*, 32:8026–8037, 2019.
- [35] Fabian Pedregosa, Gaël Varoquaux, Alexandre Gramfort, Vincent Michel, Bertrand Thirion, Olivier Grisel, Mathieu Blondel, Peter Prettenhofer, Ron Weiss, Vincent Dubourg, et al. Scikit-learn: Machine learning in python. *the Journal of machine Learning research*, 12:2825–2830, 2011.
- [36] Alec Radford, Jong Wook Kim, Chris Hallacy, Aditya Ramesh, Gabriel Goh, Sandhini Agarwal, Girish Sastry, Amanda Askell, Pamela Mishkin, Jack Clark, et al. Learning transferable visual models from natural language supervision. In *International conference on machine learning*, pages 8748–8763. PMLR, 2021.
- [37] Alec Radford, Jong Wook Kim, Chris Hallacy, Aditya Ramesh, Gabriel Goh, Sandhini Agarwal, Girish Sastry, Amanda Askell, Pamela Mishkin, Jack Clark, et al. Learning transferable visual models from natural language supervision. In *International Conference on Machine Learning (ICML)*, pages 8748–8763. PMLR, 2021.
- [38] Mansi Sakarvadia, Arham Khan, Aswathy Ajith, Daniel Grzenda, Nathaniel Hudson, André Bauer, Kyle Chard, and Ian T. Foster. Attention lens: A tool for mechanistically interpreting the attention head information retrieval mechanism. *CoRR*, abs/2310.16270, 2023.
- [39] Sarah Schwettmann, Neil Chowdhury, Samuel Klein, David Bau, and Antonio Torralba. Multi-modal neurons in pretrained text-only transformers. In *Proceedings of the IEEE/CVF International Conference on Computer Vision*, pages 2862–2867, 2023.
- [40] Mustafa Shukor, Corentin Dancette, and Matthieu Cord. ep-alm: Efficient perceptual augmentation of language models. In *Proceedings of the IEEE/CVF International Conference on Computer Vision (ICCV)*, pages 22056–22069, October 2023.
- [41] Hugo Touvron, Louis Martin, Kevin Stone, Peter Albert, Amjad Almahairi, Yasmine Babaei, Nikolay Bashlykov, Soumya Batra, Prajjwal Bhargava, Shruti Bhosale, et al. Llama 2: Open foundation and fine-tuned chat models. *arXiv preprint arXiv:2307.09288*, 2023.
- [42] Théophane Vallaëys, Mustafa Shukor, Matthieu Cord, and Jakob Verbeek. Improved baselines for data-efficient perceptual augmentation of llms. *arXiv preprint arXiv:2403.13499*, 2024.
- [43] Johanna Vielhaben, Stefan Bluecher, and Nils Strodthoff. Multi-dimensional concept discovery (mcd): A unifying framework with completeness guarantees. *Transactions on Machine Learning Research*, 2023.
- [44] Chih-Kuan Yeh, Been Kim, Sercan O Arik, Chun-Liang Li, Pradeep Ravikumar, and Tomas Pfister. On concept-based explanations in deep neural networks. *arXiv preprint arXiv:1910.07969*, 2019.
- [45] Ruihan Zhang, Prashan Madumal, Tim Miller, Krista A Ehinger, and Benjamin IP Rubinstein. Invertible concept-based explanations for cnn models with non-negative concept activation vectors. In *Proceedings of the AAAI Conference on Artificial Intelligence*, volume 35, pages 11682–11690, 2021.
- [46] Susan Zhang, Stephen Roller, Naman Goyal, Mikel Artetxe, Moya Chen, Shuohui Chen, Christopher Dewan, Mona Diab, Xian Li, Xi Victoria Lin, et al. Opt: Open pre-trained transformer language models. *arXiv preprint arXiv:2205.01068*, 2022.
- [47] Tianyi Zhang, Varsha Kishore, Felix Wu, Kilian Q Weinberger, and Yoav Artzi. Bertscore: Evaluating text generation with bert. In *International Conference on Learning Representations*, 2019.

A Further implementation details

A.1 Dictionary learning details

Split	Dog	Bus	Train	Cat	Baby	Car	Cake	Bear
Train	3693	2382	3317	3277	837	1329	1733	1529
Test	161	91	147	167	44	79	86	55

Table 3: Number of samples training/testing samples for each token

The details about the number of samples used for training the concept dictionary of each token, and the number of samples for testing is given in Tab. 3. The token representations are of dimension $B = 4096$.

The hyperparameters for the dictionary learning methods are already discussed in the main paper. All the dictionary learning methods (PCA, KMeans, Semi-NMF) are implemented using scikit-learn [35]. For PCA and KMeans we rely on the default optimization strategies. Semi-NMF is implemented through the DictionaryLearning() class, by forcing a positive code. It utilizes the coordinate descent algorithm for optimization during both the learning of \mathbf{U}^* , \mathbf{V}^* and the projection of test representations $v(X)$.

A.2 CLIPScore/BERTScore evaluation

For a given image X and set of words \mathbf{T}_k associated to concept u_k , CLIPScore is calculated between CLIP-image embedding of X and CLIP-text embedding of comma-separated words in \mathbf{T}_k . We consider a maximum of 10 most probable words in each \mathbf{T}_k , filtering out non-English and stop words. The computation of the metric from embeddings adheres to the standard procedure described in [19]. Our adapted implementation is based on the CLIPScore official repository, which utilizes the ViT-B/32 CLIP model to generate embeddings.

We found that computing BERTScores from comma-separated words and captions is unreliable. Instead, we adopted a method using the LLaMA-3-8B instruct model to construct coherent phrases from a set of grounded words, \mathbf{T}_k . Specifically, we provide the LLaMA model with instructions to describe a scene using a designated set of words, for which we also supply potential answers. This instruction is similarly applied to another set of words, but without providing answers. The responses generated by LLaMA are then compared to the captions y using BERTScore. The instruction phrase and an example of the output are detailed in 4. The highest matching score between the generated phrases and the captions of a test sample determines the score assigned to the concept u_k . This approach ensures that the evaluation accurately reflects coherent and contextually integrated language use. The metric calculation from embeddings follows the established guidelines outlined in [47]. Our adapted implementation is based on BERTScore official repository, and we use the default Roberta-large model to generate embeddings.

A.3 Resources

Compute usage Each experiment to analyze a token with a selected dictionary learning method is conducted on a single RTX5000 (24GB)/ RTX6000 (48GB)/ TITAN-RTX (24GB) GPU. Within dictionary learning, generating visualizations and projecting test data, the majority of time is spent in loading the data/models and extracting the representations. For analysis of a single token with 3000 training samples, it takes around 10-15 mins for this complete process. Evaluation for CLIPScore/BERTScore are also conducted using the same resources. Evaluating CLIPScore for 500 (image, grounded-words) pairs takes around 5 mins.

Licenses of assets The part of the code for representation extraction from LMM is implemented using PyTorch [34]. For our analyses, we also employ the OPT-6.7B model [46] from Meta AI, released under the MIT license, and the CLIP model [37] from OpenAI, available under a custom

Table 4: Generating contextually and grammatically coherent phrases Using the LLaMA Model for BERTScore Evaluation

Instruction to LLaMA	Nature of Response
Generate three distinct phrases, each incorporating the words dog, white, people. Ensure each phrase is clear and contextually meaningful. Number each phrase as follows: 1. 2. 3.	1. A white dog is standing next to people. 2. People are standing next to a white dog. 3. The dog is standing next to people wearing white clothes.
Generate three distinct phrases, each incorporating the words List of words . Ensure each phrase is clear and contextually meaningful. Number each phrase as follows: 1. 2. 3.	LLaMA autonomously creates a relevant description, demonstrating comprehension and creative integration of the new words.
Generate three distinct phrases, each incorporating the words brown, black, large, fluffy, cat . Ensure each phrase is clear and contextually meaningful. Number each phrase as follows: 1. 2. 3.	1. A large, fluffy black cat is sleeping on the brown couch. 2. The brown cat is curled up next to a large, fluffy black cat. 3. The large, fluffy cat’s brown fur stands out against the black background.

usage license. Additionally, the COCO dataset [26] used for validation is accessible under the Creative Commons Attribution 4.0 License. We also use CLIPScore [19] and BERTScore [47] for evaluating our method, both publicly released under MIT license. All utilized resources comply with their respective licenses, ensuring ethical usage and reproducibility of our findings.

B Quantitative evaluation for more tokens

We provide test data mean CLIPScore and BERTScore for top-1 activating concept for all baselines and more tokens: Baby, Car, Cake, and Bear in 5 (results in the main paper are reported for tokens Dog, Bus, Train, Cat in the 1). We observe that we consistently obtain higher scores across our approach. We also employ other metrics such as overlap between grounded words to illustrate the superiority of our method over the simple baseline; this metric is reported in 6. As previously noted, we observe a high overlap between grounded words with KMeans and Simple baselines compared to Semi-NMF/PCA. A low overlap should be encouraged, as it indicates the discovery of diverse and disentangled concepts in the dictionary.

B.1 Statistical significance

The statistical significance of Semi-NMF w.r.t all other baselines and variants, for CLIPScore/BERTScore evaluation to understand representations of test samples is given in Tab/ 7 (for all tokens separately). We report the p -values for an independent two sided T-test with null hypothesis that mean performance is the same between Semi-NMF and the respective system. The results for Semi-NMF are almost always significant compared to Rnd-Words, Noise-Imgs, PCA. However for these metrics, Simple baseline, K-Means and Semi-NMF all perform competitively and better than other systems. Within these three systems the significance depends on the target token, but are often not significant in many cases.

C Additional visualizations

C.1 Concept grounding

The visual/textual grounding for all tokens in Tab. 1 are given in Figs. 7 (‘Dog’), 8 (‘Cat’), 9 (‘Bus’), 10 (‘Train’). All the results extract $K = 20$ concepts from layer $L = 31$. Similar to our analysis for

Token	Metric	Rnd-Words	Noise-Imgs	Simple	PCA (Ours)	KMeans (Ours)	Semi-NMF (Ours)	GT-captions
Dog	CS top-1 (\uparrow)	0.519 \pm 0.05	0.425 \pm 0.06	0.546 \pm 0.08	0.559 \pm 0.06	<u>0.599</u> \pm 0.07	0.610 \pm 0.09	0.783 \pm 0.06
	BS top-1 (\uparrow)	0.201 \pm 0.04	0.306 \pm 0.05	0.346 \pm 0.08	0.353 \pm 0.10	<u>0.398</u> \pm 0.06	0.405 \pm 0.07	0.511 \pm 0.11
Bus	CS top-1 (\uparrow)	0.507 \pm 0.05	0.425 \pm 0.08	0.667 \pm 0.06	0.509 \pm 0.05	<u>0.645</u> \pm 0.08	0.634 \pm 0.08	0.736 \pm 0.05
	BS top-1 (\uparrow)	0.200 \pm 0.05	0.303 \pm 0.06	0.390 \pm 0.05	0.380 \pm 0.13	<u>0.401</u> \pm 0.06	0.404 \pm 0.07	0.466 \pm 0.11
Train	CS top-1 (\uparrow)	0.496 \pm 0.05	0.410 \pm 0.07	0.642 \pm 0.06	0.554 \pm 0.08	0.657 \pm 0.06	<u>0.646</u> \pm 0.07	0.727 \pm 0.05
	BS top-1 (\uparrow)	0.210 \pm 0.06	0.253 \pm 0.06	0.392 \pm 0.07	0.334 \pm 0.09	0.375 \pm 0.07	<u>0.378</u> \pm 0.07	0.436 \pm 0.08
Cat	CS top-1 (\uparrow)	0.539 \pm 0.04	0.461 \pm 0.04	0.589 \pm 0.07	0.541 \pm 0.08	<u>0.608</u> \pm 0.08	0.627 \pm 0.06	0.798 \pm 0.05
	BS top-1 (\uparrow)	0.207 \pm 0.07	0.307 \pm 0.03	<u>0.425</u> \pm 0.10	0.398 \pm 0.13	0.398 \pm 0.08	0.437 \pm 0.08	0.544 \pm 0.1
Baby	CS top-1 (\uparrow)	0.532 \pm 0.04	0.471 \pm 0.05	<u>0.631</u> \pm 0.06	0.575 \pm 0.07	0.636 \pm 0.05	0.621 \pm 0.06	0.811 \pm 0.05
	BS top-1 (\uparrow)	0.192 \pm 0.03	0.379 \pm 0.05	0.471 \pm 0.06	0.338 \pm 0.06	0.405 \pm 0.07	<u>0.426</u> \pm 0.07	0.530 \pm 0.14
Car	CS top-1 (\uparrow)	0.518 \pm 0.05	0.461 \pm 0.08	<u>0.605</u> \pm 0.04	0.547 \pm 0.08	0.602 \pm 0.05	0.614 \pm 0.05	0.766 \pm 0.06
	BS top-1 (\uparrow)	0.192 \pm 0.03	0.336 \pm 0.05	0.448 \pm 0.07	0.370 \pm 0.10	<u>0.435</u> \pm 0.08	0.379 \pm 0.08	0.485 \pm 0.14
Cake	CS top-1 (\uparrow)	0.488 \pm 0.05	0.473 \pm 0.08	<u>0.631</u> \pm 0.05	0.540 \pm 0.07	0.657 \pm 0.06	0.628 \pm 0.08	0.772 \pm 0.05
	BS top-1 (\uparrow)	0.186 \pm 0.04	<u>0.366</u> \pm 0.07	0.375 \pm 0.10	0.243 \pm 0.08	0.334 \pm 0.07	0.334 \pm 0.08	0.414 \pm 0.13
Bear	CS top-1 (\uparrow)	0.526 \pm 0.04	0.526 \pm 0.06	0.651 \pm 0.04	0.564 \pm 0.06	0.680 \pm 0.05	<u>0.660</u> \pm 0.07	0.798 \pm 0.06
	BS top-1 (\uparrow)	0.255 \pm 0.10	0.396 \pm 0.08	0.434 \pm 0.05	0.420 \pm 0.10	<u>0.474</u> \pm 0.08	0.494 \pm 0.10	0.541 \pm 0.10

Table 5: Test data mean CLIPScore and BERTScore for top-1 activating concept CLIPScore denoted as CS, BERTScore denoted as BS for all concept extraction baselines considered. Analysis for layer $L = 31$. Best score indicated in **bold** and second best is underlined.

Token	Simple	PCA	KMeans	Semi-NMF
Baby	0.645	0.006	0.502	<u>0.187</u>
Car	0.246	0.001	0.322	<u>0.097</u>
Cake	0.415	0.005	0.398	<u>0.147</u>
Bear	0.556	0.002	0.360	<u>0.203</u>

Table 6: Overlap/entanglement between grounded words of learnt concepts for different dictionary learning methods. Results are for additional tokens. Lower is better. Best score indicated in **bold** and second best is underlined.

token ‘Dog’ in main paper, for a variety of target tokens our method extracts diverse and multimodally coherent concepts encoding various aspects related to the token.

C.2 Local interpretations

Here, we qualitatively analyze the local interpretations of various decomposition methods, including PCA, k-means, semi-NMF, and the simple baseline strategy. We select these four as they produce coherent grounding compared to Rnd-Words and Noise-Img baselines. We decompose test sample representations on our learnt dictionary and visualize the top three activating components. Note that in the case of KMeans and Simple baseline, the projection maps a given test representation to a single element of the concept dictionary, the one closest to it. However, for uniformity we show the three most closest concept vectors for both. Figs. 11, 12, 13, 14, 15 are dedicated to interpretations of a single sample each, for all four concept extraction methods.

The inferences drawn about the behaviour of the four baselines from quantitative metrics can also be observed qualitatively. Semi-NMF, K-Means and ‘Simple’ baseline, are all effective at extracting grounded words can be associated to a given image. However, both K-Means and ‘Simple’ display similar behaviour in terms of highly overlapping grounded words across concepts. This behaviour

Token	Metric	Rnd-Words	Noise-Imgs	Simple	PCA	KMeans	GT-captions
Dog	CS top-1	< 0.001	< 0.001	< 0.001	< 0.001	> 0.1	< 0.001
	BS top-1	< 0.001	< 0.001	< 0.001	< 0.001	> 0.1	< 0.001
Bus	CS top-1	< 0.001	< 0.001	0.002	< 0.001	> 0.1	< 0.001
	BS top-1	< 0.001	< 0.001	> 0.1	> 0.1	> 0.1	< 0.001
Train	CS top-1	< 0.001	< 0.001	> 0.1	< 0.001	> 0.1	< 0.001
	BS top-1	< 0.001	< 0.001	0.08	< 0.001	> 0.1	< 0.001
Cat	CS top-1	< 0.001	< 0.001	< 0.001	< 0.001	0.018	< 0.001
	BS top-1	< 0.001	< 0.001	> 0.1	0.001	< 0.001	< 0.001
Baby	CS top-1	< 0.001	< 0.001	> 0.1	0.002	> 0.1	< 0.001
	BS top-1	< 0.001	< 0.001	0.001	< 0.001	> 0.1	< 0.001
Car	CS top-1	< 0.001	< 0.001	> 0.1	< 0.001	> 0.1	< 0.001
	BS top-1	< 0.001	< 0.001	< 0.001	0.533	< 0.001	< 0.001
Cake	CS top-1	< 0.001	< 0.001	> 0.1	< 0.001	0.008	< 0.001
	BS top-1	< 0.001	0.005	0.003	< 0.001	> 0.1	< 0.001
Bear	CS top-1	< 0.001	< 0.001	> 0.1	< 0.001	0.072	< 0.001
	BS top-1	< 0.001	< 0.001	0.0001	0.0001	> 0.1	0.015

Table 7: Statistical significance of Semi-NMF w.r.t other baselines for test data CLIP-Score/BERTScore. p -values for two sided T-test are reported. Significant values (p -value < 0.05) are indicated in bold. The values do **not** indicate which system has better mean score but just that if the difference is significant.

likely arises due to both the baselines mapping a given representation to a single concept/cluster. This limits their capacity to capture the full complexity of data distributions. In contrast, Semi-NMF and PCA utilize the full dictionary to decompose a given representation and thus recover significantly more diverse concepts. PCA in particular demonstrates almost no overlap, likely due to concept vectors being orthogonal. However, the grounded words for it tend to be less coherent with the images. As noted previously, Semi-NMF excels as the most effective method, balancing both aspects by extracting meaningful and diverse concepts.

D Qualitative analysis for different layers

We provide a qualitative comparison of multimodal grounding for the token 'dog' across different layers in Fig. 16. As observed in Fig. 6 (main paper), the multimodal nature of token representations for two tokens 'Dog' and 'Cat' starts to appear around layers $L = 20$ to $L = 25$. It is interesting to note that the representations of images still tend to be separated well, as evident by the most activating samples of different concepts. However, until the deeper layers the grounded words often do not correspond well to the visual grounding. This behaviour only appears strongly in deeper layers.

E Analysis for visual tokens

Our analysis in main paper was limited to decomposing representations of text tokens in various layers of an LLM, $h_{(l)}^p, p > N_V$. This was particularly because these were the predicted tokens of the multimodal model. Nevertheless, the same method can also be used to understand the information stored in the visual/perceptual tokens representations as processed in $f_{LM}, h_{(l)}^p, p \leq N_V$. An interesting aspect worth highlighting is that while the text token representations in f_{LM} can combine information from the visual token representations (via attention function), the reverse is not true. The causal processing structure of f_{LM} prevents the visual token representations to attend to any information in the text token representations. Given a token of interest t , for any sample $X \in \mathbf{X}_t$ we now only search for first position $p \in \{1, \dots, N_V\}$, s.t. $t = \arg \max \text{Unembed}(h_{(N_L)}^p)$. Only the samples for which such a p exists are considered for decomposition. The rest of the method to learn $\mathbf{U}^*, \mathbf{V}^*$ proceeds exactly as before.



Figure 7: multimodal concept grounding in vision and text for the token 'Dog'. The five most activating samples and the five most probable decoded words for each component u_k , $k \in \{1, \dots, 20\}$ are shown. The token representations are extracted from L=31 of the LLM section of our LMM.

We conduct a small experiment to qualitatively analyze concepts extracted for visual token representations for 'Dog'. We extract $K = 20$ concepts from $L = 31$. The dictionary is learnt with representations from $M = 1752$ samples, less than $M = 3693$ samples for textual tokens. As a brief illustration, 12 out of 20 extracted concepts are shown in Fig. 17. Interestingly, even the visual token representations in deep layers of f_{LM} , without ever attending to any text tokens, demonstrate a multimodal semantic structure. It is also worth noting that there are multiple similar concepts that appear for both visual and textual tokens. Concepts 3, 7, 10, 12, 17, 19 are all similar visually and textually to certain concepts discovered for text tokens. This indicates to a possibility that these concepts are discovered by f_{LM} in processing of the visual tokens and this information gets propagated to predicted text token representations.

F Limitations

We list below some limitations of our proposed method:

- The concept dictionaries extracted currently are token-specific. It can be interesting to explore learning concept dictionaries that encode shared concepts for different tokens.



Figure 8: multimodal concept grounding in vision and text for the token 'Cat'. The five most activating samples and the five most probable decoded words for each component u_k , $k \in \{1, \dots, 20\}$ are shown. The token representations are extracted from L=31 of the LLM section of our LMM.

- We select the most simple and straightforward concept grounding techniques. Both visual and textual grounding could potentially be enhanced. The visual grounding can be improved by enhancing localization of concept activation for any MAS or test sample. Text grounding could be enhanced by employing more sophisticated approaches such as tuned lens [6].
- While the proposed CLIPScore/BERTScore metrics are useful to validate this aspect, they are not perfect metrics and affected by imperfections and limitations of the underlying models extracting the image/text embeddings. The current research for metrics useful for interpretability remains an interesting open question, even more so in the context of LLMs/LMMs.

G Broader societal impact

The popularity of large multimodal models and the applications they are being employed is growing at an extremely rapid pace. The current understanding of these models and their representations is limited, given the limited number of prior methods developed to understand LMMs. Since interpretability is generally regarded as an important trait for machine learning/AI models deployed



Figure 9: multimodal concept grounding in vision and text for the token 'Bus'. The five most activating samples and the five most probable decoded words for each component u_k , $k \in \{1, \dots, 20\}$ are shown. The token representations are extracted from L=31 of the LLM section of our LMM.

in real world, we expect our method to have a positive overall impact. This includes its usage for understanding LMMs, as well as encouraging further research in this domain.



Figure 10: multimodal concept grounding in vision and text for the token 'Train'. The five most activating samples and the five most probable decoded words for each component $u_k, k \in \{1, \dots, 20\}$ are shown. The token representations are extracted from L=31 of the LLM section of our LMM.

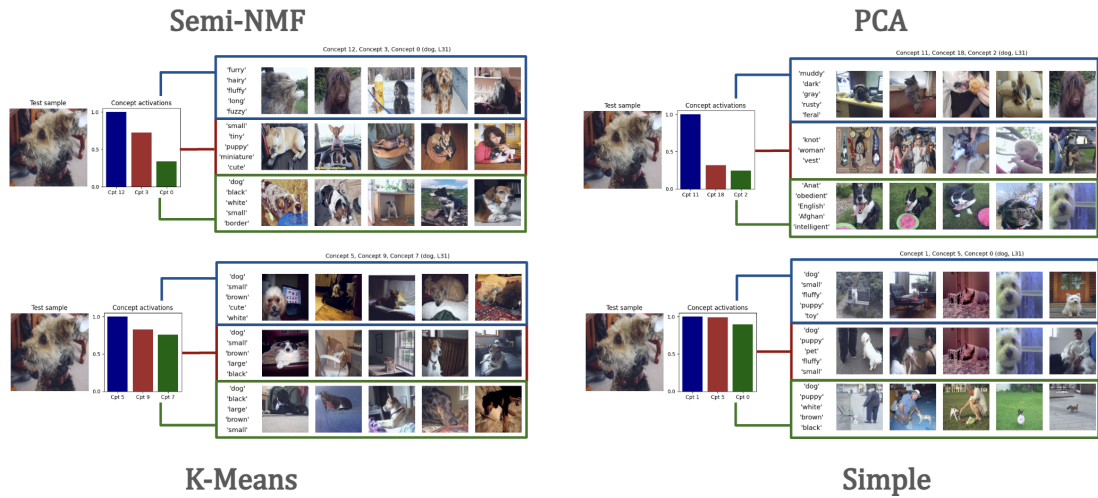


Figure 11: Local interpretations for test sample 9 of token 'Dog' with SemiNMF, KMeans, PCA, and Simple baselines (layer 31). Visual/text grounding for the three highest concept activations (normalized) is shown. SemiNMF baseline provides the most visually and textually consistent results, while other baselines provide components that are not well disentangled (Simple and KMeans baseline), or the text grounding is not closely related to the test image.

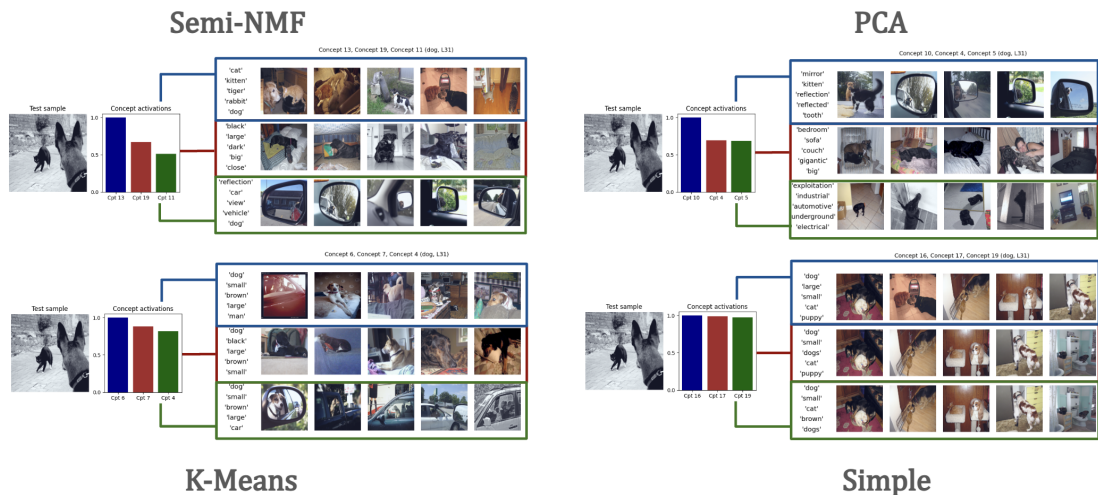


Figure 12: Local interpretations for test sample 37 of token 'Dog' with SemiNMF, KMeans, PCA, and Simple baselines (layer 31). Visual/text grounding for the three highest concept activations (normalized) is shown.

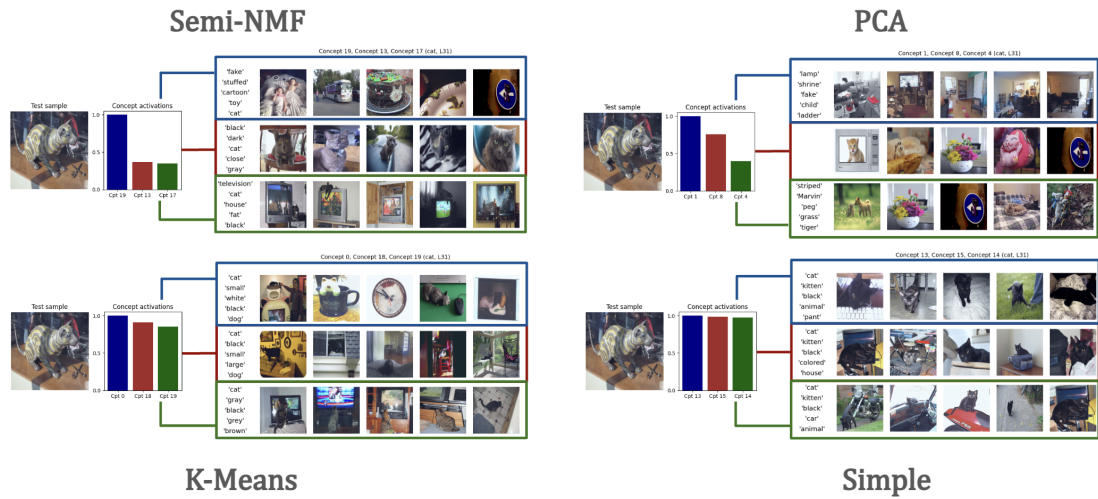


Figure 13: Local interpretations for test sample 43 of token 'Cat' with SemiNMF, KMeans, PCA, and Simple baselines (layer 31). Visual/text grounding for the three highest concept activations (normalized) is shown.

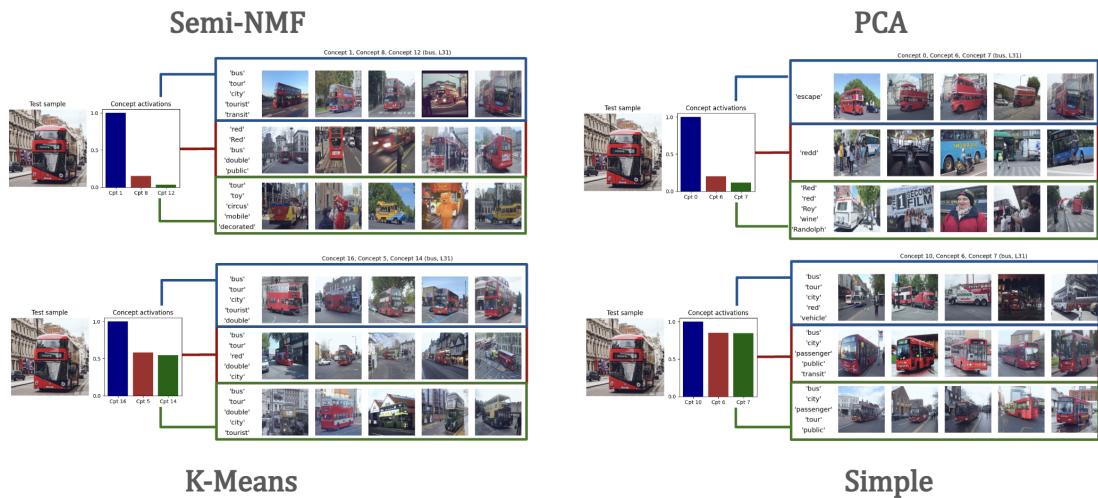


Figure 14: Local interpretations for test sample 6 of token 'Bus' with SemiNMF, KMeans, PCA, and Simple baselines (layer 31). Visual/text grounding for the three highest concept activations (normalized) is shown.

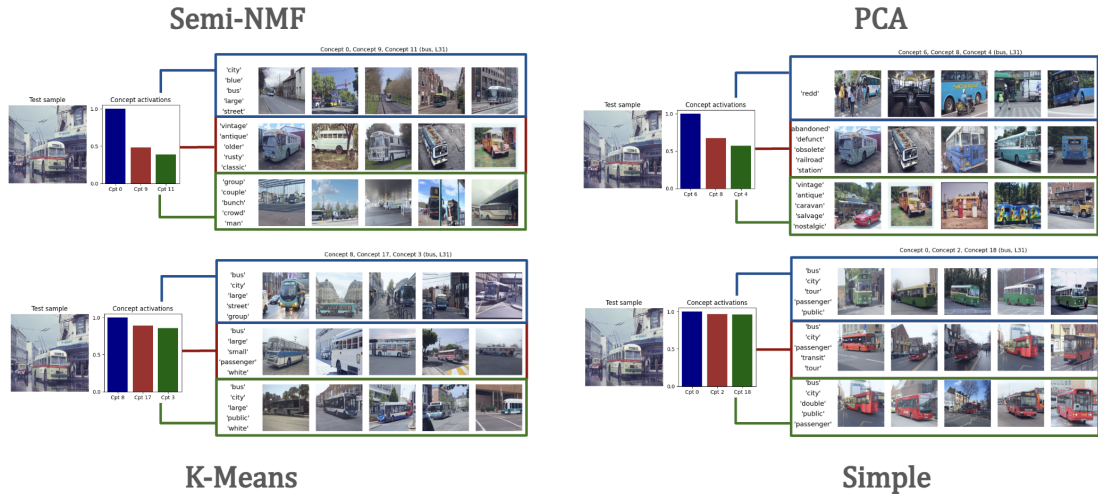


Figure 15: Local interpretations for test sample 12 of token ‘Bus’ with SemiNMF, KMeans, PCA, and Simple baselines (layer 31). Visual/text grounding for the three highest concept activations (normalized) is shown.




Figure 16: Examples of multimodal grounding across different layers for concepts with similar visual grounding (target token ‘Dog’). The grounded words from early layers do not correspond well to the most activating samples of a concept.

Example concepts for 'Dog' from visual token representations (layer 31)




Figure 17: Example concepts extracted for 'Dog' from visual token representations in layer 31.