

# Spin-orbit coupling induced orbital entanglement in a three-band Hubbard model

Petr A. Igoshev,<sup>1</sup> Danil E. Chizhov,<sup>2</sup> Valentin Yu. Irkhin,<sup>1</sup> and Sergey V. Streltsov<sup>1,2</sup>

<sup>1</sup>*Institute of Metal Physics, S. Kovalevskaya str. 18, 620108 Ekaterinburg, Russia*

<sup>2</sup>*Department of Theoretical Physics and Applied Mathematics,  
Ural Federal University, Mira str. 19, 620002 Ekaterinburg, Russia*

(Dated: June 12, 2024)

The effect of the spin-orbit coupling on the ground state properties of the square-lattice three-band Hubbard model with a single electron per site is studied by a generalized Hartree-Fock approximation. We calculate the full phase diagram and show that there appear additional orbital-entangled phases brought about by competition of various exchange channels or by the spin-orbit coupling in addition to conventional states stabilized by the Kugel-Khomskii mechanism. One of these phases previously proposed to explain magnetic properties of Sr<sub>2</sub>VO<sub>4</sub> is characterized by vanishing dipolar magnetic moments and antiferro-octupolar ordering. We calculated microscopic parameters for this material and demonstrate that it is located near a phase boundary of two orbital-entangled and two conventional antiferromagnetic ferro-orbital states.

## I. INTRODUCTION

The Hubbard Hamiltonian on a square lattice has become not only one of the most studied models over past decades, but turned out a standard testbed for various theoretical methods. Nevertheless, this model still harbors intriguing physics to be uncovered. Two ingredients — orbital degeneracy and the spin-orbit coupling - substantially enrich variety of physical phenomena described by this model.

Being a very important theoretical concept, the model is extremely useful for practical applications, and not only in connection with high-temperature superconductivity of cuprates, but for many other materials and phenomena including the Kugel-Khomskii mechanism of orbital ordering in K<sub>2</sub>CuF<sub>4</sub> [1, 2], unconventional superconductivity in Sr<sub>2</sub>RuO<sub>4</sub> [3], orbital-selective physics in Ca<sub>2</sub>RuO<sub>4</sub> [4] and the spin-orbit assisted Mott transition in Sr<sub>2</sub>IrO<sub>4</sub> [5]. There are also other layered perovskites with transition metals forming a square lattice, which demonstrate intriguing and yet to be understood physical properties. E.g. anomalously staircase field dependence of magnetization [6] together with half-metallicity [7–9] and obscure spin-state of Co (electronic configuration 3d<sup>5</sup>) in Sr<sub>2</sub>CoO<sub>4</sub> [8–12], or Sr<sub>2</sub>CrO<sub>4</sub> (3d<sup>2</sup>) with a reversed crystal field [13], strong interplay between spin and orbital degrees of freedom [14] and possible formation of orbitally ordered states switchable by ultrafast optical spectroscopy [15] and destroyable by pressure [16].

Another example is Sr<sub>2</sub>VO<sub>4</sub> with V<sup>4+</sup> ions having ionic configuration 3d<sup>1</sup>. One might expect formation of a long-range magnetic order at low enough temperature and, indeed, there is an anomaly in magnetic susceptibility at ~ 100 K, but neutron measurements do not detect any magnetic moment even at 5 K [17].  $\mu$ SR experiments evidence formation of an antiferromagnetic order below 8 K [18]. Various theoretical models have been proposed to resolve problem of vanishing local magnetic moment in this material. In particular, Imai *et al.* found a complicated spin-orbital order and severe competition between

various magnetic/orbital configurations [19]. Jackeli and Khaliullin put forward an idea of a hidden magnetic order, when orbital and spin moments are reduced to zero at each lattice site and magnetic octupoles order instead [20]. The Jackeli–Khaliullin state is characterized by vanishing dipolar magnetic moment and antiferro-octupolar order with *two* non-zero octupolar moments transformed by two nonequivalent representations. Eremin *et al* suggested an alternative state with non-vanishing, but compensating each other orbital and spin moments [21]. Density functional theory calculations by Kim *et al* stress importance of frustration effects and argue that spin-liquid or spin glass states can be realized at very low temperatures [22].

In the present paper we perform a detailed study of a three-orbital Hubbard model on the square lattice taking into account the spin-orbit coupling and tetragonal crystal-field splitting using a generalized Hartree-Fock approximation (HFA). Particular attention is paid to the situation of a single *d* electron, being characteristic for Sr<sub>2</sub>VO<sub>4</sub>. The ground-state phase diagram and physical properties of each phase is discussed in detail. We show that Sr<sub>2</sub>VO<sub>4</sub> is in region of the phase diagram, where two highly unusual states with orbital-entangled wavefunctions (one of which is characterized by zero dipolar, but finite octupolar magnetic moment) and two more conventional states with ferromagnetic (but different antiferro-orbitally ordered configurations) are realized.

## II. MODEL AND METHOD

The Hamiltonian of our model reads

$$\mathcal{H} = \mathcal{H}_t + \mathcal{H}_{CF} + \mathcal{H}_{so} + \mathcal{H}_{Coulomb}, \quad (1)$$

where first term describes intersite hopping processes

$$\mathcal{H}_t = \sum_{ijmm'\sigma} t_{ij}^{mm'} c_{im\sigma}^\dagger c_{jm'\sigma}, \quad (2)$$

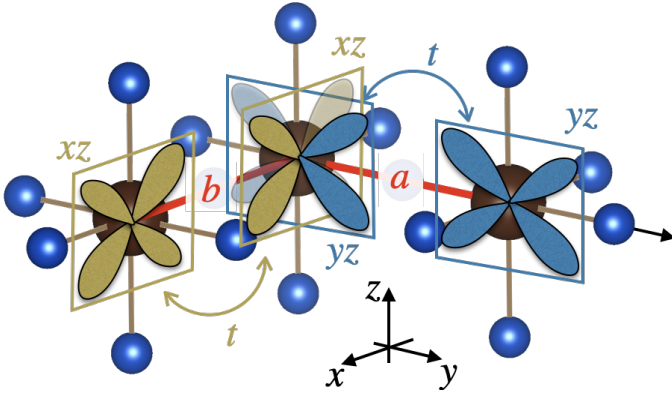


FIG. 1: Sketch illustrating overlap of  $xz/yz$  orbitals in the crystal structure of layered perovskites. Transition metals are shown by brown balls, while ligands are blue. There is an overlap between the  $yz$  orbitals in one of the directions (a). This orbital stays silent in another direction (b), while the  $xz$  orbitals strongly overlap. There is also overlap between the  $xy$  orbitals in both directions (not shown).

where  $m, m' = xz, xy, yz$  numerate orbitals,  $\sigma, \sigma' = \uparrow, \downarrow$  define spin projection,  $t_{ij}^{mm'}$  are hopping amplitudes between corresponding orbitals on sites  $i$  and  $j$ . The second term

$$\mathcal{H}_{\text{CF}} = \Delta_{\text{CF}} \sum_{i\sigma} c_{i,xy,\sigma}^\dagger c_{i,xy,\sigma} \quad (3)$$

sets up tetragonal crystal-field splitting  $\Delta_{\text{CF}}$ . Third term in Eq. (1) describes the spin-orbit coupling with the strength defined by the corresponding parameter  $\lambda$ ,

$$\mathcal{H}_{\text{so}} = -\lambda \sum_{i,mm'} \mathbf{S}_{i;mm'} \cdot \mathbf{l}_{mm'}. \quad (4)$$

Here three components  $a = 1, 2, 3$  of

$$\mathcal{S}_{i;mm'}^{(a)} = \frac{1}{2} \sum_{\sigma\sigma'} c_{im\sigma}^\dagger \sigma_{\sigma\sigma'}^a c_{im'\sigma'} \quad (5)$$

give (generalized) spin operators, and  $a = 0$  provides information about inter-orbital occupation,  $\mathbf{l}_{mm'}$  are conventional matrices of orbital momentum in the basis of cubic harmonics

$$l_{mm'}^x = \begin{pmatrix} 0 & -i & 0 \\ +i & 0 & 0 \\ 0 & 0 & 0 \end{pmatrix}, l_{mm'}^y = \begin{pmatrix} 0 & 0 & 0 \\ 0 & 0 & -i \\ 0 & +i & 0 \end{pmatrix}, \quad (6)$$

$$l_{mm'}^z = \begin{pmatrix} 0 & 0 & +i \\ 0 & 0 & 0 \\ -i & 0 & 0 \end{pmatrix}. \quad (7)$$

Minus sign in Eq. (4) is needed to work with the  $t_{2g}$  orbitals, which can be modelled as effective  $p$ -orbitals ( $l = 1$ ), but with opposite sign of the spin-orbit coupling constant, see, e.g., [23, 24].

The on-site Coulomb interaction is taken in the following form

$$\begin{aligned} \mathcal{H}_{\text{Coulomb}} = & \frac{U}{2} \sum_{im\sigma} n_{im\sigma} n_{im\bar{\sigma}} + \frac{U'}{2} \sum_{i,m \neq m'} n_{im} n_{im'} \\ & - \frac{J_{\text{H}}}{2} \sum_{im \neq m'; \sigma\sigma'} c_{i,m\sigma}^\dagger c_{i,m\sigma'} c_{i,m'\sigma'}^\dagger c_{i,m'\sigma} \\ & - \frac{J_{\text{d}}}{2} \sum_{im \neq m'; \sigma} c_{i,m\sigma}^\dagger c_{i,m'\bar{\sigma}} c_{i,m\bar{\sigma}}^\dagger c_{i,m'\sigma}, \quad (8) \end{aligned}$$

where  $U(U')$  is the on-site Coulomb intra-orbital (inter-orbital) interaction parameter,  $J_{\text{H}}$  is the Hund's intra-atomic exchange (in the Kanamori representation  $U = U' + 2J_{\text{H}}$ ), pair-hopping matrix element  $J_{\text{d}} = J_{\text{H}}$  is a real number, since we work with real cubic ( $t_{2g}$ ) orbitals,  $n_{im\sigma} = c_{im\sigma}^\dagger c_{im\sigma}$  is the occupation number operator.

Below we consider the case of single electron per lattice site under the assumption that a two-sublattice checkerboard long-range order is established. In the case of a Mott-Hubbard insulator with an integer band filling the Hartree-Fock approximation provides reasonable results. Indeed, in this case HFA yields correct energy values in the atomic limit, provided that virtual states are treated correctly within this method (i.e., essentially Anderson's kinetic exchange effects)[25]. Otherwise, HFA gives only a qualitative estimate of ground state energy missing a vertex correction to virtual state energies. However, the quality of HFA indeed depends on the phases considered and is a challenge.

Due to local character of the Hamiltonian (8), the generalized HFA is fully specified by a *local order* characterized by a correlator

$$C_{m\sigma; m'\sigma'}^i \equiv \langle c_{im\sigma}^\dagger c_{im'\sigma'} \rangle. \quad (9)$$

We consider the decomposition of Eq. (9) into a complete set of Pauli matrices

$$C_{m\sigma; m'\sigma'}^i = \mathbf{n}_{mm'}^i \sigma_{\sigma'\sigma}^0 + \mathbf{m}_{mm'}^i \cdot \boldsymbol{\sigma}_{\sigma'\sigma}, \quad (10)$$

where

$$\mathbf{n}_{mm'}^i = \langle \mathcal{S}_{i;mm'}^{(0)} \rangle, \quad (11)$$

$$\mathbf{m}_{mm'}^i = \langle \mathcal{S}_{i;mm'} \rangle \quad (12)$$

are the components of 4-component (charge-spin) vector  $N_{mm'}^i(\mathbf{n}_{mm'}^i, \mathbf{m}_{mm'}^i)$ .

Fourier transform of an arbitrary field  $\varphi^i$  can be defined in a standard way  $\varphi(\mathbf{q}) = (1/N) \sum_i \exp(i\mathbf{q}\mathbf{R}_i) \varphi^i$ , where  $N$  is a number of lattice sites,  $\mathbf{q}$  is a wave vector. For two-sublattice valued  $\varphi^i$  one can once again single out two components of a field  $\varphi$

$$\varphi(\mathbf{q}) = \delta_{\mathbf{q}0} \varphi^{\text{u}} + \delta_{\mathbf{q}\mathbf{Q}} \varphi^{\text{s}}, \quad (13)$$

where  $\varphi^{\text{u}}$  ( $\varphi^{\text{s}}$ ) is uniform (staggered) component. We restrict ourselves considering a two-sublattice ordering

with the correlator having two components: a uniform ( $C^u$ ) and staggered ( $C^s$ ) one:

$$C_{m\sigma;m'\sigma'}^i = C_{m\sigma;m'\sigma'}^u + \exp[i\mathbf{Q}\mathbf{R}_i]C_{m\sigma;m'\sigma'}^s \quad (14)$$

(from a mathematical point of view, this limits a class of the general HFA equation solutions). This approach provides all two-sublattice long-range order solutions for within HFA. Thereby, we take into account that the ordering has only two components (uniform and staggered), see Eqs. (13) and (14), so that the Fourier transforms of  $\mathbf{n}_{mm'}^i$  and  $\mathbf{m}_{mm'}^i$  have only  $\mathbf{q} = \mathbf{0}, \mathbf{Q}$  non-zero contributions (see the Appendix B).

Within the Hartree-Fock approximation, the total Hamiltonian reads

$$\begin{aligned} \mathcal{H}_{\text{MF}} = & \sum_{\mathbf{k}_1 \mathbf{k}'_1; mm'} \sum_{\sigma\sigma'} \left( \left[ \varepsilon_{mm'}(\mathbf{k}_1) \delta_{\sigma\sigma'} + \mathcal{F}_{mm'}^{(0)u} \delta_{\sigma\sigma'} \right. \right. \\ & \left. \left. - \mathcal{F}_{mm'}^u \sigma_{\sigma\sigma'} - (\lambda/2) \mathbf{l}_{mm'} \cdot \sigma_{\sigma\sigma'} \right] \delta_{\mathbf{k}_1 \mathbf{k}'_1} \right. \\ & \left. + \left[ \mathcal{F}_{mm'}^{(0)s} \delta_{\sigma\sigma'} - \mathcal{F}_{mm'}^s \cdot \sigma_{\sigma\sigma'} \right] \delta_{\mathbf{k}_1, \mathbf{k}'_1 + \mathbf{Q}} \right) c_{\mathbf{k}_1 m \sigma}^\dagger c_{\mathbf{k}'_1 m' \sigma'}, \end{aligned} \quad (15)$$

where mean-fields  $\mathcal{F}_{mm'}^{(0)i}$  and  $\mathcal{F}_{mm'}^i$  generally have complex orbital structure

$$\begin{aligned} \mathcal{F}_{mm'}^{(0)i} = & -(U' - 2J_H) \mathbf{n}_{m'm}^i + J_d \mathbf{n}_{mm'}^i \\ & + \delta_{mm'} (2U' - J_H) \sum_{m''} \mathbf{n}_{m''m''}^i, \end{aligned} \quad (16)$$

$$\begin{aligned} \mathcal{F}_{mm'}^i = & U' \mathbf{m}_{m'm}^i + J_d \mathbf{m}_{mm'}^i \\ & + \delta_{mm'} J_H \sum_{m''} \mathbf{m}_{m''m''}^i, \end{aligned} \quad (17)$$

and analogous expressions hold for uniform and staggered components of  $\mathcal{F}^{(0)}$  and  $\mathcal{F}$ : this corresponds to the replacement  $i \rightarrow u$  and  $s$  in Eqs. (16), (17) correspondingly. The detailed derivation of Eqs. (16), (17) is given in the Appendix B.

From Eqs. (5), (11–14), see also Eq. (87) in the Appendix B, we get the system of mean-field equations in terms of 4-vectors  $N_{mm'}^u (\mathbf{n}_{mm'}^u, \mathbf{m}_{mm'}^u)$  and  $N_{mm'}^s (\mathbf{n}_{mm'}^s, \mathbf{m}_{mm'}^s)$

$$N_{mm'}^{(a)u} = \frac{1}{2N} \sum_{\mathbf{k}\alpha\sigma} \sigma_{\sigma\sigma'}^a F_{m\alpha\sigma; m'\alpha\sigma'}(\mathbf{k}), \quad (18)$$

$$N_{mm'}^{(a)s} = \frac{1}{2N} \sum_{\mathbf{k}\alpha\sigma} \sigma_{\sigma\sigma'}^a F_{m\alpha\sigma; m'\alpha\sigma'}(\mathbf{k}), \quad (19)$$

where  $a = 0, 1, 2, 3$ ; a prime over sums denotes summation over the magnetic Brillouin zone and

$$F_{m\alpha\sigma; m'\alpha'\sigma'}(\mathbf{k}) = \sum_{\nu} a_{m\alpha\sigma; \nu}^* (\mathbf{k}) a_{m'\alpha'\sigma'; \nu}(\mathbf{k}) f(E_{\nu}(\mathbf{k})), \quad (20)$$

where  $a_{m\alpha\sigma; \nu}$  are eigenvectors belonging to eigenvalue  $E_{\nu}$  of the matrix of the single-electron version of Hamiltonian (15), see Eq. (84) in the Appendix B,  $f(E) =$

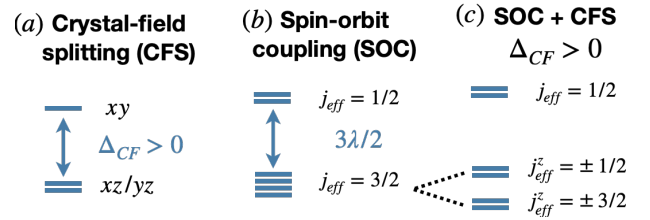


FIG. 2: Illustration of effects of (a) the crystal-field splitting given by (3) (positive  $\Delta_{\text{CF}}$  corresponds to elongation of octahedra surrounding transition metals), (b) the spin-orbit coupling, (4) and (c) their combined action in case of  $\lambda > \Delta_{\text{CF}} > 0$ , which shifts states of  $|j_{\text{eff}} = 3/2, j_{\text{eff}}^z = \pm 1/2\rangle$  up in energy.

( $\exp[(E - E_F)/T] + 1$ )<sup>-1</sup> is the Fermi function,  $E_F$  is the Fermi level.

We get the expression for the full energy within HFA,  $\mathcal{E} = \langle \mathcal{H}_{\text{MF}} \rangle$ ,

$$\mathcal{E}/N = \frac{1}{N} \sum_{\mathbf{k}\nu} E_{\nu}(\mathbf{k}) f(E_{\nu}(\mathbf{k})) - E_{\text{DC}}/N, \quad (21)$$

where residual terms of HFA are absorbed into  $E_{\text{DC}}$ , see Eq. (88) in the Appendix B.

Finally, we turn to choice of specific parameters. There is an intrinsic deformation – elongation of transition metal octahedra in layered perovskites, which are physical realization of square lattice. This results in such a splitting of the  $t_{2g}$  shell that the  $xy$  orbital goes higher in energy (by  $\Delta_{\text{CF}}$ ) than the  $xz/yz$  doublet, see Fig. 2(a). Another structural feature characteristic for this class of materials is symmetry of hopping parameters. There is always hopping between the  $xy$  orbitals on nearest-neighbor sites  $t_{xy/xy} = t$ , but the  $yz$  orbitals overlap (directly or via the  $p_z$  orbital of a ligand) with its partner only along one of the directions ( $a$  bond in Fig. 1), so that  $t_{yz/yz}^a = t$  and  $t_{xz/xz}^a = 0$ . The electrons on the last orbital,  $xz$ , can also hop only along half of metal–metal bonds ( $b$  bond in Fig. 1):  $t_{xz/xz}^b = t$  and  $t_{yz/yz}^b = 0$ . Thus, the explicit expressions for the band dispersion reads as  $\varepsilon_{xy,xy}(\mathbf{k}) = -2t(\cos k_x + \cos k_y)$ ,  $\varepsilon_{xz,xz}(\mathbf{k}) = -2t \cos k_x$ ,  $\varepsilon_{yz,yz}(\mathbf{k}) = -2t \cos k_y$ .

Next-nearest-neighbor hopping  $t'$  can result in breaking nesting condition and prevent a metal-insulator transition [26, 27], provided that  $(U - 3J_H)/t$  is sufficiently small. But this case is beyond our consideration.

### III. POSSIBLE STATES AND PHASE DIAGRAM: NO SPIN-ORBIT COUPLING

We start from a somewhat simplified consideration assuming that electrons are localized on particular cubic harmonics, and then go on taking into account quantum effects which result in more complex states obtained by the Hartree-Fock method.

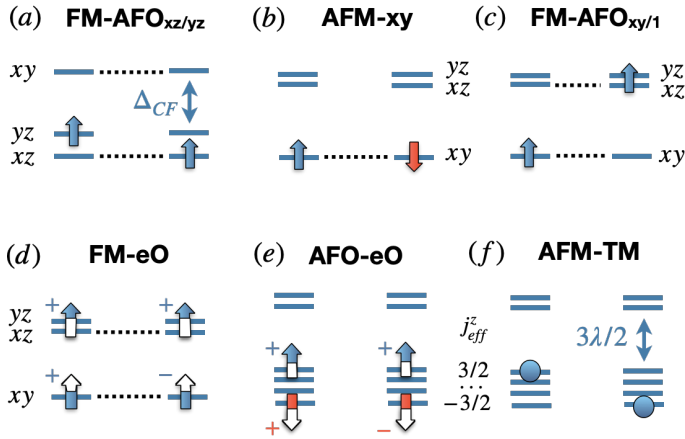


FIG. 3: Sketch illustrating various states for a pair of neighboring sites, corresponding charge-density plots are presented in Fig. 4. Possible hopping paths for (a)-(d) are shown by dashed lines. In the FM-AFO $_{xz/yz}$  (ferromagnetic – antiferro-orbital) configuration, one electron is at the  $yz$  orbital, while another one resides  $xz$ , and hopping from site to site favors FM spin ordering. Very similar is the situation for FM-AFO $_{xy/1}$  ( $xy$  on one site and  $|l_{\text{eff}}^z| = 1$  on another are occupied). In the AFM- $xy$  state hopping between the  $xy$  orbitals stabilizes AFM order. Other two states: FM-eO and AFO-eO are orbital-entangled states. The exact wavefunctions for them are given in (23) and (24). We sketched these wavefunctions via non-complete filling of arrows denoting spins; plus and minus signs are used to show the phase of wavefunctions. In the last AFM-TM state electrons occupy  $j_{\text{eff}}^z = 3/2$  or  $j_{\text{eff}}^z = -3/2$  depending on the sublattice (TM stands for the total moment).

*Conventional ferro- and antiferro-orbital states.* Without the spin-orbit coupling and for a large and positive crystal-field splitting (i.e., with elongated metal-ligand octahedra) one might expect that in the ground state sites with the half-filled  $xz$  and  $yz$  orbitals are ordered in the checkerboard fashion. There is a hopping between half-filled and empty orbitals (antiferro-orbital (AFO) order) for all bonds in this states. This hopping favours ferromagnetic coupling according to Goodenough-Kanamori-Anderson (GKA) rules [28–30]. Such a state is shown in Fig. 3(a) and Fig. 4(a) and referred to as FM-AFO $_{xz/yz}$  in what follows. This type of orbital and magnetic order is favoured by Hund’s intra-atomic exchange  $J_{\text{H}}$  and large crystal-field field  $\Delta_{\text{CF}}$  [30] and realized e.g. in perovskite YTiO $_3$  [31].

An alternative AFM- $xy$  state is shown in Fig. 3(b) and Fig. 4(b). Electrons occupy the  $xy$  orbital at all sites in this case. This ferro-orbital (FO) ordering is stabilized by a small positive or negative  $\Delta_{\text{CF}}$  and, according to GKA rules, leads to the antiferromagnetic (AFM) state.

Full phase diagram including these two states obtained by the Hartree-Fock method is presented in Fig. 5(a). It was calculated by direct solution of non-linear self-consistent system (independent 71 variables) of Eqs. (18–19) comparing full energies of different phases in the  $T \rightarrow 0$  limit, see Eqs. (21) and (88). The self-consistency

process starts with choice of initial states and iterative procedure modifying them. Brillouin zone integration in  $\mathbf{k}$ -space was performed by triangular method [32] for  $N_{\text{grid}} = 40$  triangles.

Negative crystal-field splitting  $\Delta_{\text{CF}}$  (when the  $xy$  orbital gets lower than the  $xz/yz$  doublet) obviously stabilizes the AFM- $xy$  state, but it realizes even for small and positive  $\Delta_{\text{CF}}$ . This is because for AFM- $xy$  both electrons tunnel and lower the total energy for any bond, while for FM-AFO $_{xz/yz}$  only one electron can hop along each bond ( $yz$  for bond  $a$  and  $xz$  for bond  $b$ ). On the other hand, one can see from Fig. 5 that AFM- $xy$  state is destabilized by the Hund’s coupling. In this case the energy of the excited state  $E_{\text{exc}}$  (due the hopping) is strongly reduced by  $J_{\text{H}}$  in the case of FM-AFO $_{xz/yz}$  (one electron is on  $xz$ , while another one is on the  $yz$  orbital;  $E_{\text{exc}} = U - 3J_{\text{H}}$ , if we use the Kanamori parametrization) with respect to what we have for AFM- $xy$  (both electrons are on the  $xy$  orbital;  $E_{\text{exc}} = U$ ).

Strong Hund’s coupling stabilizes a very different state, with electrons occupying the  $xy$  orbital on sublattice A and an arbitrary superposition of the  $xz$  and  $yz$  orbitals with the same spin projection on B sublattice. E.g., one can chose the following wavefunction

$$|l_{\text{eff}}^z = 1\rangle = -\frac{1}{\sqrt{2}}(|yz\rangle + i|xz\rangle) \quad (22)$$

see in Fig. 3(c) and Fig. 4(c). We note, that any other mixture of the  $xz$  and  $yz$  orbitals can be used without the spin-orbit coupling. In this FM-AFO $_{xy/1}$  state we win both by intra-atomic exchange (in the excited state both electrons have the same spin) and by a very efficient hopping of electrons on the  $xy$  orbitals. This state is twice degenerate with respect to spin (if we take into account the spin-orbit coupling the spin down electrons occupy  $|l_{\text{eff}}^z = -1\rangle = (|yz\rangle - i|xz\rangle)/\sqrt{2}$  orbital on sublattice B).

*FM-eO phase with entangled orbitals (eO).* However, hopping can be optimized even further on mixing  $xy$  and  $yz/xz$  orbitals (or their linear combinations given by  $l_{\text{eff}}^z = \pm 1$ ) in an appropriate way. This new phase is characterized by FM coupling and referred to as FM-eO. In the case of degenerate  $t_{2g}$  orbitals ( $\Delta_{\text{CF}} = 0$ ) one can find the wave functions for two sites forming a checkerboard order analytically [33]:

$$\begin{aligned} \text{A} : & \quad \frac{2}{3}|xy, \sigma\rangle + \frac{\sqrt{5}}{3}|l_{\text{eff}}^z = 1, \sigma\rangle, \\ \text{B} : & \quad \frac{2}{3}|xy, \sigma\rangle - \frac{\sqrt{5}}{3}|l_{\text{eff}}^z = 1, \sigma\rangle, \end{aligned} \quad (23)$$

where A and B are two sublattices,  $\sigma$  stands for spin. It has to be mentioned that this solution is degenerate with respect to  $\sigma \rightarrow -\sigma$  and  $l_{\text{eff}}^z \rightarrow -l_{\text{eff}}^z$  inversions separately. However, for a finite spin-orbit coupling, see below, only the symmetry  $(l_{\text{eff}}^z, \sigma) \rightarrow (-l_{\text{eff}}^z, -\sigma)$  remains. Second, it is remarkable that two sublattices differ only by the phase of  $|l_{\text{eff}}^z = 1, \sigma\rangle$  component. Finally, in a general case of arbitrary  $\Delta_{\text{CF}}$  exact expression for wavefunctions

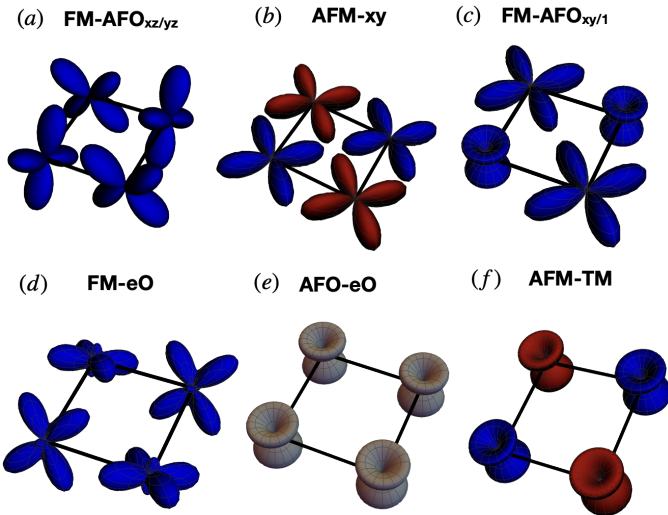


FIG. 4: Charge densities for various electronic states under consideration, see Fig. 3. Two different spins are shown by blue and red. Grey color is used for AFO-eO, where the spin moment vanishes.

depends on parameters and changes in different points of the phase diagram. This is in a contrast to the AFO-eO phase discussed in Sec. IV.

At  $J_H = 0$  only AFM- $xy$  and FM-AFO- $xz/yz$  are presented: critical point is determined by competition of (inter-site) exchange  $J_{\text{ex}} = t^2/U$  and the crystal-field splitting  $\Delta_{\text{CF}}$ :  $\Delta_{\text{CF}}^* = 2J_{\text{ex}}$ . Stability of the FM-eO and FM-AFO- $xy/1$  phases is rapidly increased and corresponding regions on the phase diagram expand as  $J_H$  increases. Parameters corresponding to  $\text{Sr}_2\text{VO}_4$  at normal conditions are presented Sec. VI. They are rather close to phase boundary between FM-AFO- $xz/yz$ , FM-AFO- $xy/1$  and FM-eO states, but the phase diagram by itself strongly changes by the spin-orbit coupling as we show in the next section.

#### IV. PHASE DIAGRAM AT FINITE SPIN-ORBIT COUPLING

*AFO-eO phase stabilized by SOC.* Generally speaking, the crystal-field splitting and the spin-orbit coupling (SOC) tend to stabilize electrons on quite different orbitals. The first one prefers real (cubic) wavefunctions, while the second - complex spherical harmonics (this can be critical, in particular, for the Jahn-Teller effect [34, 35]). The intra-atomic exchange  $J_H$  favours a maximal total spin (in our situation this is important for virtual excited states with two electrons per site), whereas wavefunctions stabilized by SOC can mix different spin components, see, e.g., Eqs. (28–29) in Ref. [30]. Therefore, SOC must affect the phase diagram of the three-orbital Hubbard model described above.

First of all, SOC is expected to influence the states with partially filled degenerate  $xz/yz$  orbitals, i.e. situation shown in Fig. 2(a) corresponding  $\Delta_{\text{CF}} > 0$ . In-

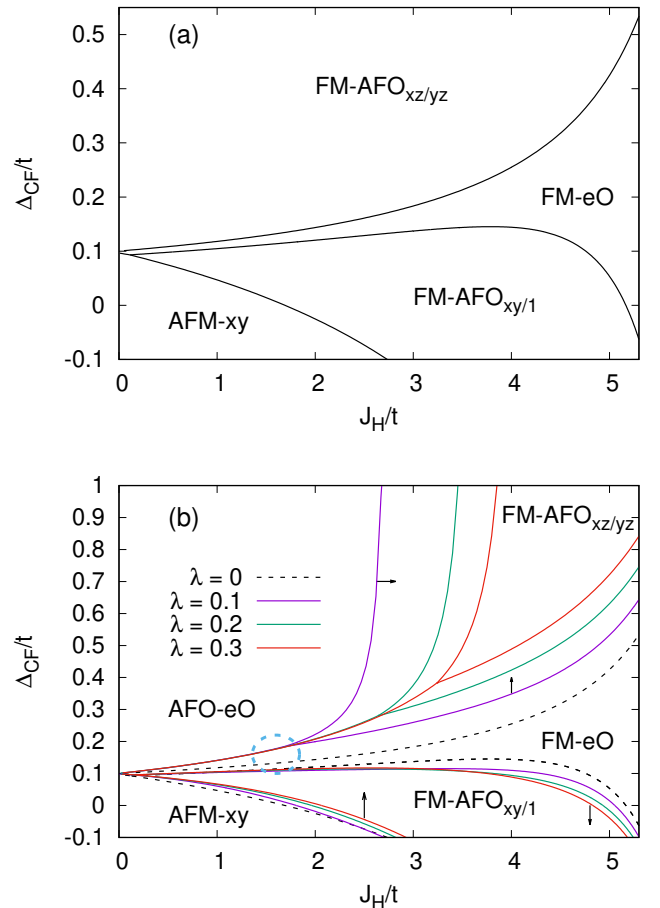


FIG. 5: Ground state phase diagram for the crystal-field splitting  $-0.1t < \Delta_{\text{CF}} < 1.0t$  without (a) and taking into account (b) the spin-orbit coupling. Here  $J_H$  stands for the Hund's intra-atomic exchange,  $\lambda$  is the spin-orbit coupling constant,  $t$  is the hopping, Hubbard's parameter is  $U = 20t$ . Sketches of different states are shown in Figs. 3 and 4. An increase of  $\lambda$  results in an expansion of AFO-eO phase region to the right, an expansion of FM-eO phase region upwards and contraction of FM-AFO- $xz/yz$  (the directions of phase boundaries moving are shown by arrows). In (b) black dotted line shows the result for  $\lambda = 0$  (the same as in Fig. 5(a)) for the sake of convenience. Blue circle indicates the region of relevant for  $\text{Sr}_2\text{VO}_4$  parameters (close to  $J_H = 1.6t$ ,  $\Delta_{\text{CF}} = 0.16t$ ), see Sec. VI.

deed, one can always gain some energy due to the SOC putting our electron on a linear combination of these orbitals corresponding to  $l_{\text{eff}}^z = 1$ , (22). This is shown in Fig. 2(c), where  $j_{\text{eff}} = 3/2$  quartet is split by a positive crystal field on two Kramer's doublets:  $j_{\text{eff}}^z = \pm 1/2$  and  $j_{\text{eff}}^z = \pm 3/2$ . Results of direct Hartree-Fock calculations presented in Fig. 5(b) demonstrate that even a modest SOC with  $\lambda = 0.1t$  leads to shift of the FM-AFO- $xz/yz$  state to the region of large  $J_H$  and to formation of a novel AFO-eO phase, sketched in Fig. 3(e) and Fig. 4(e). The wavefunction in this new phase is written in a very simple



form:

$$\frac{1}{\sqrt{2}} \left( |l_{\text{eff}}^z = 1, \uparrow\rangle \pm |l_{\text{eff}}^z = -1, \downarrow\rangle \right), \quad (24)$$

where different signs are taken for two different sublattices (A or B). This AF0-e0 state is exactly the state with staggered order of in-plane confined isospins, found by Jackelli and Khaliullin in [20]. Dipole spin  $\mathbf{S}_i = \sum_m \mathbf{S}_{imm}$  (with generalized spin operator  $\mathbf{S}_{imm}$  defined in (5)) and orbital  $\mathbf{L}_i$  moments vanish at every lattice site  $\langle \mathbf{S}_i \rangle = \langle \mathbf{L}_i \rangle = 0$ , so that only octupole moments remain non-zero and they order in a staggered fashion, as we will discuss below.

*Higher-lying in energy AFM-TM phase.* A very different state was considered in [21]. In particular, the electron can be localized not on a linear combination of  $|j_{\text{eff}}^z = +3/2\rangle$  and  $|j_{\text{eff}}^z = -3/2\rangle$  at the given sublattice as in case of AF0-e0 state, but it can be described by “pure”  $\psi_A = |j_{\text{eff}}^z = +3/2\rangle$  at A and  $\psi_B = |j_{\text{eff}}^z = -3/2\rangle$  at B sublattice. The latter situation is shown in Figs. 3(f), 4(f) and dubbed as AFM-TM (total angular momentum antiferromagnetism). Spin and orbital momenta exist on each site in this case, but cancel each other, as explained in [21].

We performed an accurate consideration of the energies of both AF0-e0 and AFM-TM states within the mean-field approximation for kinetic exchange Hamiltonian derived from Eq. (1) in the limit  $zt \ll U - 3J_H$  using formalism developed in [33] ( $z$  is the coordination number; see Appendix A for details). While both these states are stabilized mainly by spin-orbit coupling, in the leading (zeroth) order with respect to  $\lambda$  and  $\Delta_{\text{CF}}$  the kinetic exchange Hamiltonian yields that AF0-e0 state has a lower energy than AFM-TM state due to the explicitly non-symmetric (with respect to  $i \leftrightarrow j$ ) *ferromagnetic* exchange contribution in the effective Hamiltonian

$$\mathcal{H}_{\text{non-symm}} = - \frac{2J_H}{(U - 3J_H)(U - J_H)} \sum_{ijm} |t_{ij}^m|^2 \mathbf{S}_{imm} \mathbf{S}_j. \quad (25)$$

It can be readily shown that for AFM-TM state this term is strictly positive whereas for AF0-e0 state it vanishes (all other terms in the kinetic exchange Hamiltonian yield the same result for both states). This analytic result can be compared with direct Hartree-Fock calculations presented in Fig. 8. Both approaches clearly show that AFM-TM is always higher in energy than AFM-TM and for small  $J_H$  this difference is well described by (25).

*Competition of AF0-e0/FM-e0 and FM-AFO<sub>xz/yz</sub> phases.* Coming back to AF0-e0 phase one can notice that SOC is very efficient in suppression of standard FM-AFO<sub>xz/yz</sub> state even at relatively large  $J_H$ , see Fig. 5(b). There is a very similar effect on narrowing the phase region of FM-AFO<sub>xz/yz</sub> state and expansion of not only the AF0-e0 phase, but the FM-e0 solution with increasing SOC as well.

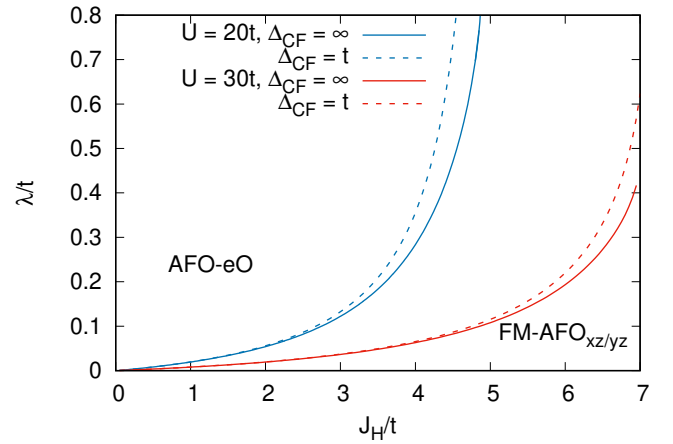


FIG. 6: Ground state phase diagram for large ( $\Delta_{\text{CF}} = 1.0t$ , dashed lines) or infinite ( $\Delta_{\text{CF}} = \infty$ , solid lines) in terms of  $J_H$  and  $\lambda$ . Blue (red) lines show the  $U = 20t$  ( $30t$ ) case. Two phases - FM-AFO<sub>xz/yz</sub> and AF0-e0 are considered.

For comparison, in Fig. 6 we present the phase diagram in other ( $J_H - \lambda$ ) variables for a typically (realized experimentally) situation of positive and large  $\Delta_{\text{CF}}$ . Such a crystal field shifts the  $xy$  orbital upwards and this destabilizes AFM- $xy$  and FM-e0 phases (where electrons occupy  $xy$  orbital, see Figs. 3(b) and (d)), so that only AF0-e0 and FM-AFO<sub>xz/yz</sub> states survive. At small and moderate Hund’s exchange, AF0-e0 solution dominates being stabilized by finite  $\lambda$ . In contrast, large  $J_H$  favors FM-AFO<sub>xz/yz</sub> state. Indeed, excited (intermediate) states in the exchange processes for FM-AFO<sub>xz/yz</sub> solution obey Hund’s rule (these are triplet states like  $xz\uparrow yz\uparrow$ ). Excited states for AF0-e0 phase do not completely obey the Hund’s rule.

The lowering of  $\Delta_{\text{CF}}$  favors the FM-AFO<sub>xz/yz</sub> phase which changes the phase diagram by expansion of corresponding phase region quantitatively, but not qualitatively. However the properties of the latter state strongly depend on parameter values, as explained in the next section. Last but not least, there is a strong influence of Hubbard  $U$  on the phase diagram, which is clearly seen in Fig. 6.

*Order parameters.* While the FM-AFO<sub>xz/yz</sub>, FM-AFO<sub>xy/1</sub>, AFM-TM, and FM-e0 states can be characterized by standard order parameters - dipole moments  $\langle \mathbf{L}_i \rangle$  and  $\langle \mathbf{S}_j \rangle$  on corresponding sublattices  $i = \{A, B\}$ , in AFM-e0 both such parameters vanish, as we have discussed above (hidden orbital-spin order [20]).

The AFM-e0 state is stabilized by strong SOC putting electrons on the spin-orbitals characterized by the total angular momentum  $\mathbf{J}$  (in our case  $\mathbf{j}_{\text{eff}}$ ). It is instructive to consider expectation values of not only dipole (transforming according to  $\Gamma_4$  representation of cubic group), but also quadrupole ( $\Gamma_3$  and  $\Gamma_5$  representations) and octupole ( $\Gamma_2$ ,  $\Gamma_4$ , and  $\Gamma_5$  representations) moments, which can be expressed via corresponding combinations of  $\mathbf{J}$

components [36].

Our situation is characterized by the tetragonal symmetry in which  $\Gamma_4$  and  $\Gamma_5$  representations are reducible and direct calculations show that only two out of seven octupoles,  $\langle T_x^\alpha \rangle$  and  $\langle T_x^\beta \rangle$  transforming over corresponding one-dimensional irreducible representations, are non-zero for the AFM-e0 state (all dipoles and quadrupoles vanish). There is antiferro-octupole ordering for both of them (nearest neighbors have opposite octupole moments). Moreover, on the same lattice site  $\langle T_x^\alpha \rangle$  and  $\langle T_x^\beta \rangle$  have the same sign.

## V. MODIFICATION OF THE KUGEL-KHOMSKII FM-AFO<sub>xz/yz</sub> ORDER BY SOC

As shown in the previous section, while SOC generates new states having different anomalous properties such as vanishing dipole magnetic moment, it also modifies conventional states stabilized by the kinetic exchange. In this section we consider evolution of the FM-AFO<sub>xz/yz</sub> state with increasing SOC.

In Fig. 7 we present decomposition of the occupied state (obtained by diagonalization of the on-site occupation matrix for one of sublattices) in cubic harmonics. In case of very large crystal field,  $\Delta_{CF} = \infty$ , presented in the upper panel of Fig. 7, we have a conventional FM-AFO<sub>xz/yz</sub> with electron sitting mostly at the  $xz \uparrow$  orbital (for the second sublattice it will be  $yz \uparrow$ ). The intra-atomic Hund's exchange works for this state due to gradually reducing contribution of other orbitals caused by a finite SOC,  $\lambda = 0.1t$ .

However, a further increase of  $\lambda$  (up to  $0.3t$ ) changes the situation dramatically. The SOC is nearly incapable to struggle with a too large crystal field and therefore faintly affects the  $xy$  orbital. In contrast, it mixes the  $xz$  and  $yz$  orbitals to form  $l_{\text{eff}}^z = \pm 1$  states with the same spin projection, (22), which are eigenfunctions of SOC. This allows to gain in energy as much as possible, both in the crystal field and SOC contributions, but breaks the first Hund's rule. As a result, for fixed  $\lambda > 0$  there exists a critical  $J_H^*$  below which occupations of  $xz \uparrow$  and  $yz \uparrow$  coincide (coefficients at corresponding wavefunctions are close  $1/\sqrt{2}$ , see Fig. 7(a), while orbital occupancies equal 0.5). The price to pay is a reduced energy gain due to kinetic exchange. For a finite crystal field, one observes a quite similar tendency of mixing the  $xz$  and  $yz$  orbitals and onset of critical  $J_H^*$ , see Fig. 7(b). We also find that lowering  $\Delta_{CF}$  stabilizes the FM-AFO<sub>xz/yz</sub> state increasing the difference in occupation of the  $xz \uparrow$  and  $yz \uparrow$  orbitals as well as a non-vanishing contribution of the  $xy \downarrow$  state.

## VI. APPLICATION TO Sr<sub>2</sub>VO<sub>4</sub>

As explained in the Introduction, a physical realization of the three-orbital Hubbard model on a square lat-

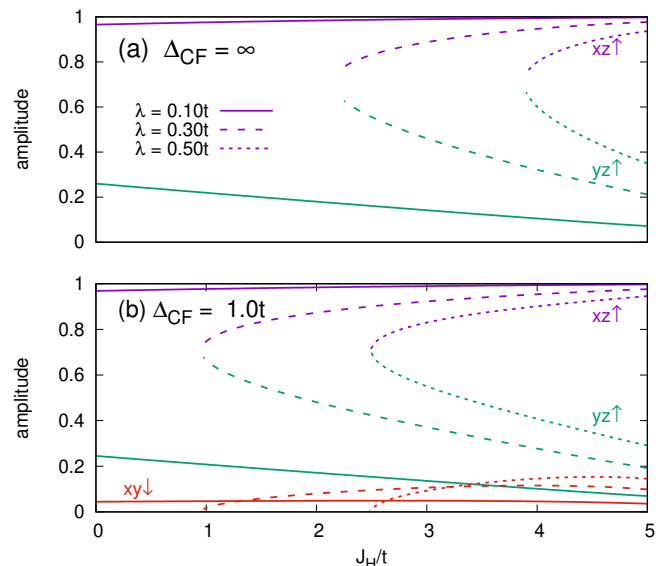


FIG. 7: Absolute value of wavefunction amplitudes of the FM-AFO<sub>xz/yz</sub> state for one of the sublattices depending on  $J_H$  at  $\Delta_{CF} = \infty$  (a) and  $\Delta_{CF} = 1.0t$  (b), where  $t$  is the hopping. Solid lines correspond to  $\lambda = 0.1t$ , dashed lines to  $\lambda = 0.3t$ , dotted lines to  $\lambda = 0.5t$ . Contribution of  $xz \uparrow$  states is shown in violet,  $yz \uparrow$  - green,  $xy \downarrow$  - red.

tice with a single electron is Sr<sub>2</sub>VO<sub>4</sub> with quite unusual magnetic properties, which are still to be understood. We performed density function calculations of Sr<sub>2</sub>VO<sub>4</sub> taking experimental crystal structure [17]. Further details are as follows: approximation for the exchange-correlation potential was chosen according to [37], VASP code [38] was applied, the projector augmented-wave method [39] together integration over tetrahedra [40] with 405  $\mathbf{k}$ -points were used; for projection onto a small Hamiltonian with only  $t_{2g}$  orbitals we applied the projected localized orbitals technique [41].

The hopping between the  $xz/yz$  orbitals was found to be  $t = 250$  meV (very close to previous estimate [42]), while the crystal-field splitting within  $t_{2g}$  is  $\Delta_{CF} = 40$  meV (i.e.,  $xy$  orbital lies higher than the  $xz/yz$  doublet), so that  $\Delta_{CF}/t = 0.16$ . The spin-orbit coupling constant for V<sup>3+</sup> is about 30 meV ( $\lambda/t = 0.12$ ) [23].

The constrained random-phase approximation (cRPA) has been used in Ref. [22] to calculate interaction parameters. For  $t_{2g}$ -only model used in the present work they turn out be  $U = 2.7$  eV and  $J_H = 0.4$  eV ( $U = 11t$ ,  $J_H = 1.6t$ ) [43]. In other papers, Hubbard's  $U$  varies from 3 to 5.3 eV ( $U = 12 - 21t$ ) [22, 44, 45], depending on how exactly  $U$  is calculated and what is included into screening channels. One can see that with these characteristic parameters Sr<sub>2</sub>VO<sub>4</sub> is situated very close to boundaries of the AFO-e0, FM-e0, FM-AFO<sub>xz/yz</sub>, and FM-AFO<sub>xy/1</sub> phases, see Fig. 5(b). Thus suppressed magnetic moment (or its absence) can be related to formation of orbital entangled AFO-e0 or FM-e0 states, depending on the specific parameters realized in the system.

For the sake of completeness, we also performed optimization of the crystal structure for uniform and not too high pressure of 10 GPa (at very high  $P$ , the system is expected to become metallic and physical mechanism responsible for magnetism and other physical properties will change). We found that the crystal field increases to 64 meV, the hopping turns out to be 295 meV and thus also grows to  $\Delta_{\text{CF}} = 0.22t$ . On the one hand, this works for stabilization of AF0-e0 states shifting  $\text{Sr}_2\text{VO}_4$  higher and to the left ( $J_{\text{H}}/t$  effectively decreases) in the phase diagram of Fig. 5(b). On the other hand, while in the first approximation atomic-like parameters  $J_{\text{H}}$  and  $\lambda$  are not expected to change considerably, it is not *a priori* clear how strongly pressure will affect screening of  $U$ .

## VII. CONCLUSIONS

In this work we considered interplay between different interactions, which define the ground state properties of the three-orbital model on a square lattice with a single electron per site relevant e.g. for layered perovskites with  $t_{2g}^1$  electronic configuration. The method used — generalized Hartree-Fock approximation — is suitable to describe the case of strong electronic correlations at other integer filling as well. However, more elaborated approaches such as e.g. dynamical mean field theory [46] should be applied in metallic regime in this case.

We demonstrate that even this, very particular case has a rich phase diagram and the spin-orbit coupling changes it dramatically leading to stabilization of several highly unusual states including those, where conventional spin moment vanishes and an exotic octupolar magnetic moments order.

There are five different phases according to calculations: three conventional states with antiferromagnetic and ferro-orbital, AFM- $xy$ , and ferromagnetic and antiferro-orbital orderings, FM-AF0 $_{xz/yz}$  and FM-AF0 $_{xy/1}$ , stabilized by the Kugel-Khomskii mechanism and two other orbital-entangled states — AF0-e0 and FM-e0. Ferromagnetic FM-e0 phase is favoured by the intra-atomic Hund's exchange and competition of different exchange interaction, is ferromagnetic. Another unconventional state — AF0-e0 is promoted by the spin-orbit coupling.

This phase was proposed by Jackeli and Khaliullin [20], while the state suggested by Eremin *et al* [21] turns out to be higher in energy.

It is worth noting that a plethora of various states in the model under consideration is due to two reasons: (1) competition of different interaction (spin-orbit coupling, inter-site and intra-atomic exchanges) and (2) symmetry of the problem, which makes hopping processes strongly orbital dependent and anisotropic.

Our consideration can be readily generalized to treat different transition metal compounds with anomalous physical properties related to the spin-orbit coupling and interplay between spin and orbital degrees of freedom, e.g.,  $\text{Ba}_2\text{NaOsO}_6$  [47–50],  $\text{Ba}_2\text{CeIrO}_6$  [51] or  $\text{Ba}_2\text{CaOsO}_6$  [52–55]. The results obtained for  $\text{Sr}_2\text{VO}_4$  demonstrate that this material lies close to region of the phase diagram, where four out of five states can be realized. Therefore some external perturbation can be used to change physical properties of  $\text{Sr}_2\text{VO}_4$  shifting it from one to another phase. While most of experimental results have been obtained in previous decades, physical properties of this material is still intriguing and remains unexplained. Present high-precision neutron diffraction experiments with error bar smaller than  $0.6\mu_{\text{B}}$  [17] might be useful to resolve the issue with vanishing magnetic moment. Meantime, other other modern experimental techniques [56–58] can be used to study possible octupolar order in  $\text{Sr}_2\text{VO}_4$ .

## VIII. ACKNOWLEDGEMENTS

S.S. thanks G. Khaliullin and K. Kugel for useful discussions and B. Kim and C. Franchini for unpublished estimates of Hubbard's  $U$  and Hund's  $J_{\text{H}}$  using cRPA for different models and for various stimulating communications.

The research funding from the Ministry of Science and Higher Education of the Russian Federation (the state assignment, theme “Quantum” No. 122021000038-7) for implementation of generalized Hartree-Fock method in computer codes is acknowledged. The application of this treatment to perovskites is supported by the Russian Science Foundation, project No. 23-42-00069.

- 
- [1] D. Khomskii and K. Kugel, Solid State Communications **13**, 763–766 (1973), URL <http://www.sciencedirect.com/science/article/pii/0038109873903621>.
  - [2] K. I. Kugel and D. I. Khomskii, Sov. Phys. - Usp. **25**, 231 (1982), ISSN 0042-1294.
  - [3] K. Nelson, Z. Mao, Y. Maeno, and Y. Liu, Science **306**, 1151 (2004).
  - [4] V. Anisimov, I. Nekrasov, D. Kondakov, T. Rice, and M. Sgrist, The European Physical Journal B **25**, 191 (2002), ISSN 1434-6028, URL <http://www.springerlink.com/index/10.1140/epjb/e20020021>.
  - [5] B. Kim, H. Jin, S. Moon, J.-Y. Kim, B.-G. Park, C. Leem, J. Yu, T. Noh, C. Kim, S.-J. Oh, et al., Phys. Rev. Lett. **101**, 076402 (2008), ISSN 0031-9007.
  - [6] Q. Li, X. Yuan, L. Xing, and M. Xu, Scientific Reports **6**, 27712 (2016), ISSN 20452322.
  - [7] J. Matsuno, Y. Okimoto, Z. Fang, X. Z. Yu, Y. Matsui, N. Nagaosa, M. Kawasaki, and Y. Tokura, Phys. Rev. Lett. **93**, 167202 (2004), URL <https://link.aps.org/doi/10.1103/PhysRevLett.93.167202>.
  - [8] S. K. Pandey, Phys. Rev. B **81**, 035114 (2010), URL <https://link.aps.org/doi/10.1103/PhysRevB>.



- 81.035114.
- [9] H. Wu, *Physical Review B* **86**, 075120 (2012), ISSN 10980121.
- [10] X. L. Wang and E. Takayama-Muromachi, *Phys. Rev. B* **72**, 064401 (2005), URL <https://link.aps.org/doi/10.1103/PhysRevB.72.064401>.
- [11] K. W. Lee and W. E. Pickett, *Physical Review B* **73**, 174428 (2006), ISSN 10980121.
- [12] S. Bhardwaj and S. K. Pandey, arXiv:2401.05149 (2024).
- [13] T. Ishikawa, T. Toriyama, T. Konishi, H. Sakurai, and Y. Ohta, *Journal of the Physical Society of Japan* **86**, 033701 (2017).
- [14] B. Pandey, Y. Zhang, N. Kaushal, R. Soni, L.-F. Lin, W.-J. Hu, G. Alvarez, and E. Dagotto, *Phys. Rev. B* **103**, 045115 (2021), URL <https://link.aps.org/doi/10.1103/PhysRevB.103.045115>.
- [15] M.-C. Lee, C. Occhialini, J. Li, Z. Zhu, N. S. Sirica, L. Mix, S. Kim, D. A. Yarotski, R. Comin, and R. P. Prasankumar, *Communications Physics* **5**, 335 (2022).
- [16] T. Yamauchi, T. Shimazu, D. Nishio-Hamane, and H. Sakurai, *Physical Review Letters* **123**, 156601 (2019), ISSN 10797114, URL <https://doi.org/10.1103/PhysRevLett.123.156601>.
- [17] M. Cyrot, B. Lambert-Andron, J. L. Soubeyroux, M. J. Rey, P. H. Dehauht, J. Beille, and J. L. Tholence, *Journal of Solid State Chemistry* **85**, 321 (1990).
- [18] J. Sugiyama, H. Nozaki, I. Umegaki, W. Higemoto, E. J. Ansaldo, J. H. Brewer, H. Sakurai, T. hui Kao, H. duen Yang, and M. Martin, *Phys. Rev. B* **89**, 020402 (2014).
- [19] Y. Imai, I. Solovyev, and M. Imada, *Physical Review Letters* **95** (2005), ISSN 00319007.
- [20] G. Jackeli and G. Khaliullin, *Phys. Rev. Lett.* **103**, 067205 (2009).
- [21] M. V. Eremin, J. Deisenhofer, R. M. Eremina, J. Teyssier, D. V. D. Marel, and A. Loidl, *Physical Review B* **84**, 4 (2011), ISSN 10980121.
- [22] B. Kim, S. Khmelevskiy, P. Mohn, and C. Franchini, *Physical Review B* **96**, 1 (2017), ISSN 24699969.
- [23] A. Abragam and B. Bleaney, *Electron Paramagnetic Resonance of Transition Ions* (Clarendon press, 1970).
- [24] S. Streltsov and D. Khomskii, *Physics-Usppekhi* **60**, 1121 (2017), ISSN 14684780.
- [25] V. Y. Irkhin and A. Entelis, *Journal of Physics: Condensed Matter* **1**, 4111 (1989).
- [26] M. Katsnelson and V. Y. Irkhin, *Journal of Physics C: Solid State Physics* **17**, 4291 (1984).
- [27] P. A. Igoshev and V. Y. Irkhin, *Phys. Rev. B* **104**, 045109 (2021), URL <https://link.aps.org/doi/10.1103/PhysRevB.104.045109>.
- [28] J. B. Goodenough, *Magnetism and the Chemical Bond* (Interscience publishers, 1963).
- [29] D. I. Khomskii, *Transition Metal Compounds* (Cambridge University Press, 2014), ISBN 9781107020177.
- [30] D. Khomskii and S. Streltsov, *Chemical Reviews* **121**, 2992 (2021).
- [31] S. Streltsov, A. Mylnikova, A. Shorikov, Z. Pchelkina, D. Khomskii, and V. Anisimov, *Physical Review B - Condensed Matter and Materials Physics* **71** (2005), ISSN 10980121.
- [32] J.-H. Lee, T. Shishidou, and A. J. Freeman, *Phys. Rev. B* **66**, 233102 (2002), URL <https://link.aps.org/doi/10.1103/PhysRevB.66.233102>.
- [33] P. A. Igoshev, S. V. Streltsov, and K. I. Kugel, *Journal of Magnetism and Magnetic Materials* **587**, 171315 (2023), ISSN 0304-8853, URL <https://www.sciencedirect.com/science/article/pii/S0304885323009654>.
- [34] S. V. Streltsov and D. I. Khomskii, *Phys. Rev. X* **10**, 031043 (2020), URL <https://link.aps.org/doi/10.1103/PhysRevX.10.031043>.
- [35] S. V. Streltsov, F. V. Tennikov, K. I. Kugel, and D. I. Khomskii, *Physical Review B* **105**, 205142 (2022).
- [36] P. Santini, S. Carretta, G. Amoretti, R. Caciuffo, N. Magnani, and G. H. Lander, *Rev. Mod. Phys.* **81**, 807 (2009), ISSN 00346861.
- [37] J. P. Perdew, K. Burke, and M. Ernzerhof, *Phys. Rev. Lett.* **77**, 3865 (1996), ISSN 1079-7114, URL <http://www.ncbi.nlm.nih.gov/pubmed/10062328>.
- [38] G. Kresse and J. Furthmüller, *Phys. Rev. B* **54**, 11169 (1996), ISSN 0163-1829, URL <http://www.ncbi.nlm.nih.gov/pubmed/9984901>.
- [39] P. E. Blöchl, *Physical Review B* **50**, 17953 (1994), URL [http://prb.aps.org/abstract/PRB/v50/i24/p17953\\_1](http://prb.aps.org/abstract/PRB/v50/i24/p17953_1).
- [40] P. E. Blöchl, O. Jepsen, and O. K. Andersen, *Physical Review B* **49**, 16223 (1994), ISSN 0163-1829, URL <http://link.aps.org/doi/10.1103/PhysRevB.49.16223>.
- [41] M. Schüler, O. E. Peil, G. J. Kraberger, R. Pordzik, M. Marsman, G. Kresse, T. O. Wehling, and M. Aichhorn, *Journal of Physics Condensed Matter* **30** (2018), ISSN 1361648X.
- [42] R. Arita, J. Kune, A. V. Kozhevnikov, A. G. Eguluz, and M. Imada, *Phys. Rev. Lett.* **108**, 086403 (2012), ISSN 00319007.
- [43] B. Kim and C. Franchini, Private Communication (2023).
- [44] R. Arita, A. Yamasaki, K. Held, J. Matsuno, and K. Kuroki, *Journal of Physics: Condensed Matter* **19**, 365204 (2007), URL <https://dx.doi.org/10.1088/0953-8984/19/36/365204>.
- [45] G. C. Moore, M. K. Horton, E. Linscott, A. M. Ganose, M. Siron, D. D. O'Regan, and K. A. Persson, *Physical Review Materials* **8**, 014409 (2024).
- [46] N. Samani, G. Zhang, and E. Pavarini, *Physical Review Letters* **132**, 236505 (2024).
- [47] A. S. Erickson, S. Misra, G. J. Miller, R. R. Gupta, Z. Schlesinger, W. A. Harrison, J. M. Kim, and I. R. Fisher, *Physical Review Letters* **99**, 016404 (2007).
- [48] D. F. Mosca, L. V. Pourovskii, B. H. Kim, P. Liu, S. Sanna, F. Boscherini, S. Khmelevskiy, and C. Franchini, *Physical Review B* **103**, 104401 (2021).
- [49] L. Lu, M. Song, W. Liu, A. P. Reyes, P. Kuhns, H. O. Lee, I. R. Fisher, and V. F. Mitrović, *Nature Comm.* **8**, 14407 (2017), ISSN 20411723.
- [50] D. F. Mosca, H. Schnait, L. Celiberti, M. Aichhorn, and C. Franchini, *Computational Materials Science* **233**, 112764 (2024).
- [51] A. Revelli, C. Loo, D. Kiese, P. Becker, T. Fröhlich, T. Lorenz, M. M. Sala, G. Monaco, F. Buessen, J. Attig, et al., *Physical Review B* **100**, 085139 (2019).
- [52] S. Voleti, D. D. Maharaj, B. D. Gaulin, G. Luke, and A. Paramekanti, *Physical Review B* **101**, 155118 (2020), ISSN 2469-9950, URL <https://doi.org/10.1103/PhysRevB.101.155118>.
- [53] L. V. Pourovskii, D. F. Mosca, and C. Franchini, *Physical Review Letters* **127**, 237201 (2021).
- [54] C. M. Thompson, J. P. Carlo, R. Flacau, T. Aharen, I. Leahy, J. Pollicemi, T. J. S. Munsie, T. Medina, G. M. Luke, J. Munevar, et al., *J. Phys.: Condens. Matter* **6**, 306003 (2014).

- [55] G. Khaliullin, D. Churchill, P. P. Stavropoulos, and H.-Y. Kee (2021), URL <http://arxiv.org/abs/2105.09334>.
- [56] R. Sibille, N. Gauthier, E. Lhotel, V. Porée, V. Pomjakushin, R. A. Ewings, T. G. Perring, J. Ollivier, A. Wildes, C. Ritter, et al., *Nature Physics* **16**, 546 (2020), ISSN 17452481, URL <http://dx.doi.org/10.1038/s41567-020-0827-7>.
- [57] N. Sasabe, M. Kimata, and T. Nakamura, *Physical Review Letters* **126**, 157402 (2021), ISSN 1079-7114, URL <https://doi.org/10.1103/PhysRevLett.126.157402>.
- [58] S. Lovesey and D. Khalyavin, *Physical Review B* **103**, 235160 (2021).
- [59] K. I. Kugel and D. Khomskii, *Soviet Physics Uspekhi* **25**, 231 (1982).
- [60] S. V. Tyablikov, *Methods in the Quantum Theory of Magnetism* (Plenum Press, New York, 1967), URL <https://api.semanticscholar.org/CorpusID:123203861>.
- [61] C. Castellani, C. R. Natoli, and J. Ranninger, *Phys. Rev. B* **18**, 4945 (1978), URL <https://link.aps.org/doi/10.1103/PhysRevB.18.4945>.
- [62] V. Yu. Irkhin and Yu .P. Irkhin, *J. Exp. Theor. Phys.* **77**, 858 (1993).
- [63] P. A. Igoshev, M. A. Timirgazin, A. A. Katanin, A. K. Arzhnikov, and V. Y. Irkhin, *Phys. Rev. B* **81**, 094407 (2010), URL <https://link.aps.org/doi/10.1103/PhysRevB.81.094407>.

## Appendix A. Effective model in a multiorbital case

In this Appendix we derive the effective kinetic Hamiltonian for arbitrary hopping matrix  $t_{ij}^{mm'}$  generalizing the classical derivation of Kugel and Khomskii [59]. We consider the Hamiltonian (1) in the half-filled case, treating  $\mathcal{H}_0 = \mathcal{H}_{\text{CF}} + \mathcal{H}_{\text{so}} + \mathcal{H}_{\text{Coulomb}}$  as main Hamiltonian and hopping processes described by  $\mathcal{H}_{\text{tr}}$  as a perturbation [60],

$$\mathcal{H}_{\text{eff}} = \mathcal{P}\mathcal{H}_0\mathcal{P} - \mathcal{P}\mathcal{H}_{\text{tr}}\mathcal{H}_0^{-1}(1 - \mathcal{P})\mathcal{H}_{\text{tr}}\mathcal{P}, \quad (26)$$

where  $\mathcal{P}$  is projection operator on the subspace with one electron at each lattice site. Obviously  $\mathcal{P}\mathcal{H}_{\text{Coulomb}}\mathcal{P} = 0$  and we neglect the impact of  $\mathcal{H}_{\text{CF}}$  (see Eq. (3)) and  $\mathcal{H}_{\text{so}}$  (see Eq. (4)) on the eigenvalues and eigenfunctions of virtual (excited) states:

$$\mathcal{P}\mathcal{H}_{\text{tr}}\mathcal{H}_0^{-1}(1 - \mathcal{P})\mathcal{H}_{\text{tr}}\mathcal{P} \approx \mathcal{P}\mathcal{H}_{\text{tr}}\mathcal{H}_{\text{Coulomb}}^{-1}(1 - \mathcal{P})\mathcal{H}_{\text{tr}}\mathcal{P}.$$

This approximation is justified by that  $|\Delta_{\text{CF}}|, |\lambda| \ll U - 3J_{\text{H}}$ .

Our derivation generalizes the derivation of [61] to the case of arbitrary  $N_{\text{d}}$  (in the main part text  $N_{\text{d}} = 3$ ). There have been also other approaches proposed to treat the same problem within the method of irreducible operators [62].

There are two types of two-electron states at one site: *doubles*, characterized by double occupancy of a particular orbital (there are  $N_{\text{d}}$  such states), and *pair-orbital* states ( $2N_{\text{d}}(N_{\text{d}} - 1) = 4 \times N_{\text{d}}(N_{\text{d}} - 1)/2$ ; factor 4 originates from the spin degeneracy). These two sets of states form invariant subspaces of  $\mathcal{H}_{\text{Coulomb}}$ .

One can introduce basis functions for the subspace of doubles in the following way

$$E_{\text{d}\Sigma} = U + (N_{\text{d}} - 1)J_{\text{H}} : A_{\text{d}\Sigma}^{\dagger} = \frac{1}{\sqrt{N_{\text{d}}}} \sum_m c_{m\uparrow}^{\dagger} c_{m\downarrow}^{\dagger} \quad (27)$$

$$E_{\text{d}} = U - J_{\text{H}} : A_{\text{d}k}^{\dagger} = \sum_m a_m^{(k)} c_{m\uparrow}^{\dagger} c_{m\downarrow}^{\dagger}, \quad (28)$$

where  $E_{\alpha}$  are the energies (eigenvalues of  $\mathcal{H}_{\text{Coulomb}}$ ) of the corresponding states,  $k = 1, \dots, N_{\text{d}} - 1$ , and the coefficients  $a_m^{(k)}$  satisfy the relations  $\sum_m a_m^{(k)} = 0$  and  $\sum_m a_m^{(k)*} a_m^{(k')} = \delta_{kk'}$ . We also use the notation  $a_m^{(N_{\text{d}})} = 1/\sqrt{N_{\text{d}}}$ , which corresponds to the wave function  $A_{\text{d}\Sigma}^{\dagger}$ , so that the matrix  $a_m^{(k)}$  appears to be unitary.

For the subspace of pair-orbitals, we have

$$A_{a:mm'}^{\dagger} = \frac{1}{\sqrt{2}} \sum_{\sigma\sigma'} \sigma_{\sigma\sigma'}^a c_{m\sigma}^{\dagger} c_{m'\sigma'}^{\dagger}, \quad m < m', \quad (29)$$

with  $a = 0, x, y, z$ , and there are once again two subspaces – singlet (S) and triplet (T) ones with the energies

$$E_{\text{S}} = U' + J_{\text{H}} : a = y, \quad (30)$$

$$E_{\text{T}} = U' - J_{\text{H}} : a = 0, x, z. \quad (31)$$

As a whole, we have four eigenspaces, for which the projectors onto the corresponding excited states can be readily obtained,

$$\mathcal{P}_{\text{d}\Sigma} = A_{\text{d}\Sigma}^{\dagger} A_{\text{d}\Sigma}, \quad (32)$$

$$\tilde{\mathcal{P}}_{\text{d}} = \sum_{k=1}^{N_{\text{d}}-1} A_{\text{d}k}^{\dagger} A_{\text{d}k}, \quad (33)$$

$$\mathcal{P}_{\text{S}} = \sum_{m < m'} A_{y:mm'}^{\dagger} A_{y:mm'}, \quad (34)$$

$$\mathcal{P}_{\text{T}} = \sum_{a=0,x,z} \sum_{m < m'} A_{a:mm'}^{\dagger} A_{a:mm'}. \quad (35)$$

In order to formulate the effective model in the second order perturbation theory, we have to take the sum over all subspaces of excited states (given by  $\alpha = \text{d}\Sigma, \text{d}, \text{S}, \text{T}$ )

$$\begin{aligned} \mathcal{H}_{\text{eff}} = \mathcal{H}_{\text{CF}} + \mathcal{H}_{\text{so}} - \sum_{\alpha} E_{\alpha}^{-1} \\ \sum_{ijm_1m'_1m_2m'_2\sigma\sigma'} t_{ij}^{m_1m'_1m_2m'_2} c_{im_1\sigma}^{\dagger} c_{im_2\sigma'} c_{jm_2\sigma} c_{jm'_1\sigma'}^{\dagger} \mathcal{P}_{j\alpha} c_{jm'_1\sigma'}^{\dagger}, \end{aligned} \quad (36)$$

where  $\mathcal{P}_{j\alpha}$  is projector  $\mathcal{P}_{\alpha}$  at site  $j$ . The last expression describes processes of the electron transfer from site  $i$ , orbital  $m_2$ , spin projection  $\sigma$  to site  $j$ , orbital  $m'_1$ , and the same spin. Then, we project this excited state onto different subspaces and move the electron back to the initial site. It is convenient for further consideration, however, to rearrange  $c$  operators in Eq. (36) according to the site index. Here and below we assume that  $\mathcal{H}_{\text{eff}}$

acts on the subspace with one electron at each lattice site.

Before proceeding to calculating  $c_{m\sigma}\mathcal{P}_\alpha c_{m'\sigma'}^\dagger$ , we present explicit expressions for some of projectors via  $c$  operators. From Eq. (32), one can obtain

$$\mathcal{P}_{d\Sigma} = \frac{1}{N_d} \sum_{mm'} c_{m\uparrow}^\dagger c_{m\downarrow}^\dagger c_{m'\downarrow} c_{m'\uparrow}, \quad (37)$$

while Eqs. (27) and (32) give

$$\begin{aligned} \tilde{\mathcal{P}}_d &= \sum_{mm'} \sum_{k=1}^{N_d-1} a_m^{(k)} a_{m'}^{(k)*} c_{m\uparrow}^\dagger c_{m\downarrow}^\dagger c_{m'\downarrow} c_{m'\uparrow} \\ &= \sum_{mm'} (\delta_{mm'} - 1/N_d) c_{m\uparrow}^\dagger c_{m\downarrow}^\dagger c_{m'\downarrow} c_{m'\uparrow} = \mathcal{P}_d - \mathcal{P}_{d\Sigma}, \end{aligned} \quad (38)$$

where

$$\mathcal{P}_d = \sum_m c_{m\uparrow}^\dagger c_{m\uparrow} c_{m\downarrow}^\dagger c_{m\downarrow} \quad (39)$$

is the projector onto subspace of doubles (d). Correspondingly for the triplet pair-orbital state (see definitions (34) and (35)), we have

$$\mathcal{P}_T = \mathcal{B} + \mathcal{P}_S, \quad (40)$$

and

$$\mathcal{B} = \sum_{m < m', \sigma\sigma'} c_{m\sigma}^\dagger c_{m\sigma'} c_{m'\sigma'}^\dagger c_{m'\sigma}, \quad (41)$$

where the Fierz identity

$$\sum_{a=0}^3 \sigma_{\sigma_1\sigma'_1}^a \sigma_{\sigma_2\sigma'_2}^a = 2\delta_{\sigma_1\sigma'_2} \delta_{\sigma_2\sigma'_1}. \quad (42)$$

was used.

Next, we calculate  $c_{m\sigma}\mathcal{P}_\alpha c_{m'\sigma'}^\dagger$  from Eq. (36) separately for each subspace (omitting the site index  $j$ ). Eq. (40) allows us to consider  $\mathcal{P}_\alpha = d\Sigma, d, S$ , and  $\mathcal{B}$  (instead of T)

- $\alpha = d\Sigma$ . From Eq. (37), we readily find

$$c_{m\sigma}\mathcal{P}_{d\Sigma} c_{m'\sigma'}^\dagger = \frac{1}{N_d} \sum_{m_1 m'_1} \left[ c_{m\sigma}, c_{m_1\uparrow}^\dagger c_{m_1\downarrow}^\dagger \right] \left[ c_{m'_1\downarrow} c_{m'_1\uparrow}, c_{m'\sigma'}^\dagger \right]. \quad (43)$$

Here and below, the terms, which are not bilinear form in the Fermi operators, are omitted since they are eventually projected out of considered state. Thus, we obtain

$$c_{m\sigma}\mathcal{P}_{d\Sigma} c_{m'\sigma'}^\dagger = (1/N_d) \gamma_\sigma \gamma_{\sigma'} c_{m\bar{\sigma}}^\dagger c_{m'\bar{\sigma}'}, \quad (44)$$

where  $\gamma_\uparrow = +1, \gamma_\downarrow = -1$ , and finally one gets the expression entering Eq. (36) for  $d\Sigma$  subspace

$$\begin{aligned} &\sum_{\sigma\sigma'} c_{im_1\sigma}^\dagger c_{im_2\sigma'} c_{jm_2\sigma} \mathcal{P}_{jd\Sigma} c_{jm_1\sigma'}^\dagger \\ &= (1/N_d) \sum_{\sigma\sigma'} c_{im_1\sigma}^\dagger c_{im_2\sigma'} \gamma_\sigma \gamma_{\sigma'} c_{jm_2\bar{\sigma}}^\dagger c_{jm_1\bar{\sigma}'} \\ &= (2/N_d) \left( \mathcal{S}_{im_1m_2}^{(0)} \mathcal{S}_{jm_2m_1'}^{(0)} - \mathcal{S}_{im_1m_2} \mathcal{S}_{jm_2m_1'} \right), \end{aligned} \quad (45)$$

where  $\mathcal{S}_{imm'}^{(a)}$  is defined by Eq. (5). Without the orbital index, all its components coincide with the conventional spin (and number of particles) operators. The conventional charge and spin operators are obtained by taking trace of  $\mathcal{S}_{imm'}^{(a)}$  over orbital indices.

- $\alpha = d$ . Following the same strategy, one can find using Eq. (39)

$$\begin{aligned} c_{m\sigma}\mathcal{P}_d c_{m'\sigma'}^\dagger &= \sum_{m_1} \left[ c_{m\sigma}, c_{m_1\uparrow}^\dagger c_{m_1\downarrow}^\dagger \right] \left[ c_{m_1\downarrow} c_{m_1\uparrow}, c_{m'\sigma'}^\dagger \right] \\ &= \delta_{mm'} \gamma_\sigma \gamma_{\sigma'} c_{m\bar{\sigma}}^\dagger c_{m\bar{\sigma}'}. \end{aligned} \quad (46)$$

and finally, the expression entering to Eq. (36) in terms of generalized spin operators transforms to

$$\begin{aligned} &\sum_{\sigma\sigma'} c_{im_1\sigma}^\dagger c_{im_2\sigma'} c_{jm_2\sigma} \tilde{\mathcal{P}}_{jd} c_{jm_1\sigma'}^\dagger \\ &= (\delta_{m_1m_2} - 1/N_d) \sum_{\sigma\sigma'} \gamma_\sigma \gamma_{\sigma'} c_{im_1\sigma}^\dagger c_{im_2\sigma'} c_{jm_2\bar{\sigma}}^\dagger c_{jm_1\bar{\sigma}'} \\ &= 2 (\delta_{m_1m_2} - 1/N_d) \left( \mathcal{S}_{im_1m_2}^{(0)} \mathcal{S}_{jm_2m_1'}^{(0)} - \mathcal{S}_{im_1m_2} \mathcal{S}_{jm_2m_1'} \right). \end{aligned} \quad (47)$$

- $\alpha = \mathcal{B}$ .

$$\begin{aligned} &c_{m\sigma}\mathcal{B} c_{m'\sigma'}^\dagger \\ &= \sum_{m_1 < m'_1, \sigma_1\sigma'_1} \left[ c_{m\sigma}, c_{m_1\sigma_1}^\dagger c_{m'_1\sigma'_1}^\dagger \right] \left[ c_{m'_1\sigma_1} c_{m_1\sigma'_1}, c_{m'\sigma'}^\dagger \right] \\ &= \sum_{m_1 < m'_1, \sigma_1\sigma'_1} \left( \delta_{mm_1} \delta_{\sigma\sigma_1} c_{m'_1\sigma'_1}^\dagger - \delta_{mm'_1} \delta_{\sigma\sigma'_1} c_{m_1\sigma_1}^\dagger \right) \\ &\quad \left( \delta_{m'm_1} \delta_{\sigma'\sigma'_1} c_{m_1\sigma_1} - \delta_{m'm'_1} \delta_{\sigma'\sigma_1} c_{m_1\sigma'_1} \right). \end{aligned} \quad (48)$$

Using symmetry of this expression with respect to the orbital index exchange  $m_1 \leftrightarrow m'_1$  we obtain

$$\begin{aligned} c_{m\sigma}\mathcal{B} c_{m'\sigma'}^\dagger &= \delta_{mm'} \sum_{m_1 \neq m} c_{m_1\sigma'}^\dagger c_{m_1\sigma} \\ &\quad - \delta_{\sigma\sigma'} (1 - \delta_{mm'}) \sum_{\sigma_1} c_{m'\sigma_1}^\dagger c_{m\sigma_1}. \end{aligned} \quad (49)$$

Finally we obtain

$$\begin{aligned} & \sum_{\sigma\sigma'} c_{im_1\sigma}^\dagger c_{im_2\sigma'} c_{jm'_2\sigma} \mathcal{B}_j c_{jm'_1\sigma'}^\dagger \\ &= 2\delta_{m'_1m'_2} \sum_{m \neq m'_1} \left( \mathcal{S}_{i;m_1m_2}^{(0)} \mathcal{S}_{j;mm}^{(0)} + \mathcal{S}_{i;m_1m_2} \mathcal{S}_{j;mm} \right) \\ & \quad - 4(1 - \delta_{m'_1m'_2}) \mathcal{S}_{i;m_1m_2}^{(0)} \mathcal{S}_{j;m'_1m'_2}^{(0)}. \quad (50) \end{aligned}$$

•  $\alpha = S$ .

$$c_{m\sigma} \mathcal{P}_S c_{m'\sigma'}^\dagger = \sum_{m_1 < m'_1} \left[ c_{m\sigma}, A_{y;m_1m'_1}^\dagger \right] \left[ A_{y;m_1m'_1}, c_{m'\sigma'}^\dagger \right] \quad (51)$$

and since

$$\begin{aligned} \left[ A_{y;m_1m'_1}, c_{m\sigma}^\dagger \right] &= (i/\sqrt{2}) \left[ c_{m'_1\downarrow} c_{m_1\uparrow} - c_{m'_1\uparrow} c_{m_1\downarrow}, c_{m\sigma}^\dagger \right] \\ &= i(\gamma_\sigma/\sqrt{2}) \left( \delta_{mm_1} c_{m'_1\bar{\sigma}} + \delta_{mm'_1} c_{m_1\bar{\sigma}} \right), \quad (52) \end{aligned}$$

we find using  $m_1 \leftrightarrow m'_1$  symmetry that

$$\begin{aligned} c_{m\sigma} \mathcal{P}_S c_{m'\sigma'}^\dagger &= \frac{1}{4} \gamma_\sigma \gamma_{\sigma'} \sum_{m_1 \neq m'_1} \left( \delta_{mm_1} c_{m'_1\bar{\sigma}}^\dagger + \delta_{mm'_1} c_{m_1\bar{\sigma}}^\dagger \right) \\ & \quad \times \left( \delta_{m'm_1} c_{m'_1\sigma'} + \delta_{m'm'_1} c_{m_1\sigma'} \right). \quad (53) \end{aligned}$$

Finally, the expression entering Eq. (36) for the subspace S is given by

$$\begin{aligned} & \sum_{\sigma\sigma'} c_{im_1\sigma}^\dagger c_{im_2\sigma'} c_{jm'_2\sigma} \mathcal{P}_j c_{jm'_1\sigma'}^\dagger \\ &= \delta_{m'_1m'_2} \sum_m (1 - 2\delta_{m'_1m}) \left( \mathcal{S}_{im_1m_2}^{(0)} \mathcal{S}_{jmm}^{(0)} - \mathcal{S}_{im_1m_2} \mathcal{S}_{jmm} \right) \\ & \quad + \mathcal{S}_{im_1m_2}^{(0)} \mathcal{S}_{jm'_1m'_2}^{(0)} - \mathcal{S}_{im_1m_2} \mathcal{S}_{jm'_1m'_2}. \quad (54) \end{aligned}$$

Using Eq. (40), we get analogously for the T subspace:

$$\begin{aligned} & \sum_{\sigma\sigma'} c_{im_1\sigma}^\dagger c_{im_2\sigma'} c_{jm'_2\sigma} \mathcal{P}_{jT} c_{jm'_1\sigma'}^\dagger = \\ & \quad \delta_{m'_1m'_2} \sum_m \left( 3\mathcal{S}_{i;m_1m_2}^{(0)} \mathcal{S}_{j;mm}^{(0)} + \mathcal{S}_{i;m_1m_2} \mathcal{S}_{j;mm} \right) \\ & \quad - 3\mathcal{S}_{i;m_1m_2}^{(0)} \mathcal{S}_{j;m'_1m'_2}^{(0)} - \mathcal{S}_{i;m_1m_2} \mathcal{S}_{j;m'_1m'_2}. \quad (55) \end{aligned}$$

Combining all the results together and summing over the excited states, we arrive to a final expression for the effective Hamiltonian in terms of the generalized spin op-

erators,

$$\begin{aligned} \mathcal{H}_{\text{eff}} &= \mathcal{H}_{\text{CF}} + \mathcal{H}_{\text{so}} - \sum_{ijm_1m'_1m_2m'_2} t_{ij}^{m_1m'_2} t_{ji}^{m'_1m_2} \\ & \quad \left( -\frac{2J_d}{(U + (N_d - 1)J_d)(U - J_d)} \right. \\ & \quad \left( \mathcal{S}_{im_1m_2}^{(0)} \mathcal{S}_{jm'_2m'_1}^{(0)} - \mathcal{S}_{im_1m_2} \mathcal{S}_{jm'_2m'_1} \right) \\ & \quad \left. + 2\delta_{m'_1m'_2} \left( \frac{1}{U - J_d} - \frac{1}{U' + J_H} \right) \right) \\ & \quad \times \left( \mathcal{S}_{im_1m_2}^{(0)} \mathcal{S}_{jm'_2m'_1}^{(0)} - \mathcal{S}_{im_1m_2} \mathcal{S}_{jm'_2m'_1} \right) \\ & + \delta_{m'_1m'_2} \left( \left( \frac{1}{U' + J_H} + \frac{3}{U' - J_H} \right) \mathcal{S}_{im_1m_2}^{(0)} \sum_m \mathcal{S}_{jmm}^{(0)} \right. \\ & \quad \left. + \left( \frac{1}{U' - J_H} - \frac{1}{U' + J_H} \right) \mathcal{S}_{im_1m_2} \sum_m \mathcal{S}_{jmm} \right) \\ & \quad - \left( \frac{3}{U' - J_H} - \frac{1}{U' + J_H} \right) \mathcal{S}_{im_1m_2}^{(0)} \mathcal{S}_{jm'_1m'_2}^{(0)} - \\ & \quad \left( \frac{1}{U' - J_H} + \frac{1}{U' + J_H} \right) \mathcal{S}_{im_1m_2} \mathcal{S}_{jm'_1m'_2}. \quad (56) \end{aligned}$$

For the hopping parameters, which are diagonal in the orbital space  $t_{ij}^{mm'} = \delta_{mm'} t_{ij}^m$ , using the Kanamori parametrization  $U' = U - 2J$ ,  $J_d = J_H$  and taking into account that  $\sum_m \mathcal{S}_{jmm}^{(0)} = 1/2$ , one obtains

$$\begin{aligned} \mathcal{H}_{\text{eff}} &= \mathcal{H}_{\text{CF}} + \mathcal{H}_{\text{so}} \\ & \quad - \sum_{ijm} t_{ij}^{mm} t_{ji}^m \left[ \frac{1}{2} \left( \frac{1}{U - J_H} + \frac{3}{U - 3J} \right) \mathcal{S}_{imm}^{(0)} \right. \\ & \quad \left. + \left( \frac{1}{U - 3J} - \frac{1}{U - J_H} \right) \mathcal{S}_{imm} \mathcal{S}_j \right] \\ & + \sum_{ijm_1m_2} t_{ij}^{m_1} t_{ji}^{m_2} \left[ \frac{2J_d}{(U + (N_d - 1)J_H)(U - J_H)} \right. \\ & \quad \times \left( \mathcal{S}_{im_1m_2}^{(0)} \mathcal{S}_{jm_1m_2}^{(0)} - \mathcal{S}_{im_1m_2} \mathcal{S}_{jm_1m_2} \right) \\ & \quad \left. + \left( \frac{3}{U - 3J} - \frac{1}{U - J_H} \right) \mathcal{S}_{im_1m_2}^{(0)} \mathcal{S}_{jm_2m_1}^{(0)} \right. \\ & \quad \left. + \left( \frac{1}{U - 3J} + \frac{1}{U - J_H} \right) \mathcal{S}_{im_1m_2} \mathcal{S}_{jm_2m_1} \right], \quad (57) \end{aligned}$$

where  $\mathbf{S}_i = \sum_m \mathcal{S}_{imm}$  is a conventional (total) site spin operator.

## Appendix B. Inter-orbital Coulomb interaction Hamiltonian within HFA

In this Appendix we present a HFA treatment of the local Coulomb Hamiltonian  $\mathcal{H}_{\text{Coulomb}}$  (8) and use this for derivation of total HFA Hamiltonian, see Eq. (15). We write Coulomb interaction Hamiltonian omitting for

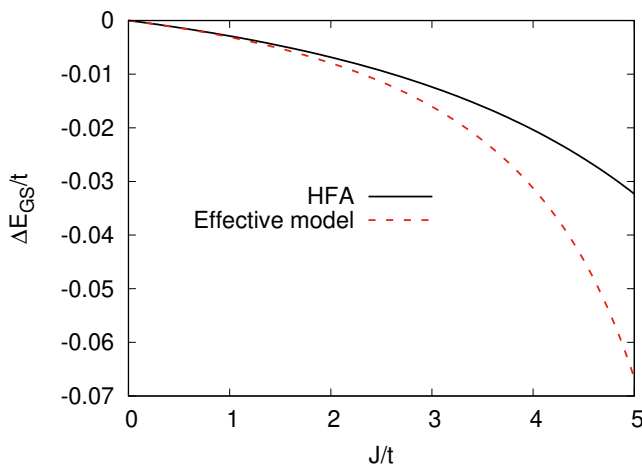


FIG. 8: Total energy difference between AFM-TM and AF0-e0 states for  $U = 20t$ ,  $\Delta_{CF} = 0$ ,  $\lambda = 0$  as obtained by the direct calculation using Hartree-Fock methods (black solid line) and effective model for kinetic exchanged within the mean-field approximation developed in Appendix A (red dashed line), see Eq. (25).

brevity site index

$$\begin{aligned} \mathcal{H}_{\text{Coulomb}} = & \frac{U}{2} \sum_{m\sigma} c_{m\sigma}^\dagger c_{m\bar{\sigma}}^\dagger c_{m\bar{\sigma}} c_{m\sigma} \\ & + \frac{J_d}{2} \sum_{m \neq m'; \sigma} c_{m\sigma}^\dagger c_{m\bar{\sigma}}^\dagger c_{m'\bar{\sigma}} c_{m'\sigma} \\ & + \frac{U'}{2} \sum_{m \neq m'; \sigma\sigma'} c_{m\sigma}^\dagger c_{m'\sigma'}^\dagger c_{m'\sigma'} c_{m\sigma} \\ & + \frac{J_H}{2} \sum_{m \neq m'; \sigma\sigma'} c_{m\sigma}^\dagger c_{m'\sigma'}^\dagger c_{m\sigma'} c_{m'\sigma}. \end{aligned} \quad (58)$$

This sum is rewritten as

$$\mathcal{H}_{\text{Coulomb}} = \sum_{\beta=U, J_d, U', J_H} \mathcal{H}_{\text{int}} [W^{(\beta)}], \quad (59)$$

where

$$\begin{aligned} \mathcal{H}_{\text{int}} [W] = & \\ & \frac{1}{2} \sum_{mm'm_1m_1'\sigma\sigma'} W_{\sigma\sigma'}(mm'; m_1m_1') c_{m\sigma}^\dagger c_{m'\sigma'}^\dagger c_{m_1'\sigma'} c_{m_1\sigma} \end{aligned} \quad (60)$$

and

$$W_{\sigma\sigma'}^{(U)} = U \cdot (1 - \delta_{\sigma\sigma'}) \delta_{mm'} \delta_{mm_1} \delta_{mm_1'}, \quad (61)$$

$$W_{\sigma\sigma'}^{(U')} = U' (1 - \delta_{mm'}) \delta_{mm_1} \delta_{m'm_1'}, \quad (62)$$

$$W_{\sigma\sigma'}^{(J_H)} = J_H (1 - \delta_{mm'}) \delta_{mm_1'} \delta_{m'm_1}, \quad (63)$$

$$W_{\sigma\sigma'}^{(J_d)} = J_d (1 - \delta_{\sigma\sigma'}) \cdot (1 - \delta_{mm_1}) \delta_{mm'} \delta_{m_1m_1'}, \quad (64)$$

where arguments of  $W^{(\beta)}(mm'; m_1m_1')$  are omitted for brevity.

The HFA treatment of all terms is performed in an equal way ( $\mathcal{H}_{\text{int}}[W^{(\beta)}] \rightarrow \mathcal{H}_{\text{int}}^{\text{HFA}}[W^{(\beta)}]$ ) using Wick theorem:

$$\begin{aligned} \mathcal{H}_{\text{int}}^{\text{HFA}} [W^{(\beta)}] = & \sum_{mm'm_1m_1'\sigma\sigma'} W_{\sigma\sigma'}^{(\beta)}(mm'; m_1m_1') \\ & \left( c_{m\sigma}^\dagger c_{m_1\sigma} \langle c_{m'\sigma'}^\dagger c_{m_1'\sigma'} \rangle - c_{m\sigma}^\dagger c_{m_1'\sigma'} \langle c_{m'\sigma'}^\dagger c_{m_1\sigma} \rangle \right) - E_{\text{DC}}^{(\beta)}, \end{aligned} \quad (65)$$

where  $E_{\text{DC}}^{(\beta)}$  is introduced to avoid double counting and equals to half of statistical average of first two terms.

For the case  $\beta = U, J_d$  the spin projection dependence reads  $W_{\sigma\sigma'}^{(\beta)}(mm'; m_1m_1') \propto (1 - \delta_{\sigma\sigma'})$  and we rewrite  $\sigma$  sums in Eq. (65) through generalized density and spin operators, see Eq. (5),

$$\begin{aligned} \mathcal{H}_{\text{int}}^{\text{HFA}} [W^{(\beta)}] = & \sum_{mm'm_1m_1'} W_{\uparrow\downarrow}^{(\beta)}(mm'; m_1m_1') \\ & \left( 2\mathcal{S}_{mm_1}^{(0)} \mathbf{n}_{m'm_1'} - 2\mathcal{S}_{mm_1}^z \mathbf{m}_{m'm_1'}^z \right. \\ & \left. - \mathcal{S}_{mm_1}^+ \mathbf{m}_{m'm_1}^- - \mathcal{S}_{mm_1}^- \mathbf{m}_{m'm_1}^+ \right) - E_{\text{DC}}^{(\beta)}. \end{aligned} \quad (66)$$

Hereof for  $\beta = U$  we get from Eq. (61)

$$\begin{aligned} \mathcal{H}_{\text{int}}^{\text{HFA}} [W^{(U)}] = & 2U \sum_m \left( \mathcal{S}_{mm}^{(0)} \mathbf{n}_{mm} - \mathcal{S}_{mm}^z \mathbf{m}_{mm}^z \right) \\ & - E_{\text{DC}}^{(U)} \end{aligned} \quad (67)$$

and for  $\beta = J_d$  we get from Eq. (64):

$$\begin{aligned} \mathcal{H}_{\text{int}}^{\text{HFA}} [W^{(J_d)}] = & 2J_d \sum_{m \neq m_1} \left( \mathcal{S}_{mm_1}^{(0)} \mathbf{n}_{mm_1} - \mathcal{S}_{mm_1}^z \mathbf{m}_{mm_1}^z \right) \\ & - E_{\text{DC}}^{(J_d)}. \end{aligned} \quad (68)$$

For the case  $\beta = U', J_H$   $W^{(\beta)}$  is spin independent, so we rewrite Eq. (65)

$$\begin{aligned} \mathcal{H}_{\text{int}}^{\text{HFA}} [W^{(\beta)}] = & 2 \sum_{mm'm_1m_1'} W_{\uparrow\downarrow}^{(\beta)}(mm'; m_1m_1') \\ & \left( 2\mathcal{S}_{mm_1}^{(0)} \mathbf{n}_{m'm_1'} - \mathcal{S}_{mm_1}^{(0)} \mathbf{n}_{m'm_1} - \mathcal{S}_{mm_1} \mathbf{m}_{m'm_1} \right) \\ & - E_{\text{DC}}^{(\beta)}, \end{aligned} \quad (69)$$

Hereof for  $\beta = U'$  we get from Eq. (62)

$$\begin{aligned} \mathcal{H}_{\text{int}}^{\text{HFA}} [W^{(U')}] = & 2U' \sum_{m \neq m'} \left( 2\mathcal{S}_{mm'}^{(0)} \mathbf{n}_{m'm'} - \right. \\ & \left. - \mathcal{S}_{mm'}^{(0)} \mathbf{n}_{m'm} - \mathcal{S}_{mm'} \mathbf{m}_{m'm} \right) - E_{\text{DC}}^{(U')}, \end{aligned} \quad (70)$$

and for  $\beta = J_H$  we get from Eq. (63)

$$\begin{aligned} \mathcal{H}_{\text{int}}^{\text{HFA}} [W^{(J_H)}] = & 2J_H \sum_{m \neq m'} \left( 2\mathcal{S}_{mm'}^{(0)} \mathbf{n}_{m'm} - \right. \\ & \left. - \mathcal{S}_{mm}^{(0)} \mathbf{n}_{m'm'} - \mathcal{S}_{mm} \mathbf{m}_{m'm'} \right) - E_{\text{DC}}^{(J_H)}. \end{aligned} \quad (71)$$



We write down the final mean-field version of the Coulomb Hamiltonian as

$$\mathcal{H}_{\text{Coulomb}}^{\text{HFA}} = 2 \sum_{mm'} \left( \mathcal{F}_{mm'}^{(0)} \mathcal{S}_{mm'}^{(0)} - \mathcal{F}_{mm'} \mathcal{S}_{mm'} \right) - E_{\text{DC}}, \quad (72)$$

where the contributions from four above-considered terms are collected together

$$\mathcal{F}_{mm'}^{(0)} = \delta_{mm'} [(2U' - J_{\text{H}})K + \delta U \mathbf{n}_{mm}] \quad (73)$$

$$+ (2J - U') \mathbf{n}_{m'm} + J_{\text{d}} \mathbf{n}_{mm'}, \quad (74)$$

$$\mathcal{F}_{mm'} = \delta_{mm'} [J_{\text{H}} \mathbf{M} + \delta U \mathbf{m}_{mm}] \quad (75)$$

$$+ U' \mathbf{m}_{m'm} + J_{\text{d}} \mathbf{m}_{mm'}, \quad (76)$$

$$E_{\text{DC}} = \sum_{mm'} \left( \mathcal{F}_{mm'}^{(0)} \mathbf{n}_{mm'} - \mathcal{F}_{mm'} \mathbf{m}_{mm'} \right), \quad (77)$$

where  $\delta U = U - U' - J_{\text{H}} - J_{\text{d}}$ , where

$$K = \sum_m \mathbf{n}_{mm}, \quad (78)$$

$$\mathbf{M} = \sum_m \mathbf{m}_{mm}. \quad (79)$$

Within the Kanamori approximation  $\delta U = 0$  and we use employ this in the main text.

Below we present details of HFA approximation for the Hamiltonian (1) restoring the site index  $i$ .

We apply the transformation to the Bloch wave functions in Eqs. (9)

$$c_{i\mathbf{m}\sigma} = N^{-1/2} \sum_{\mathbf{k}} \exp(-i\mathbf{k}\mathbf{R}_i) c_{\mathbf{k}\mathbf{m}\sigma}, \quad (80)$$

and the Fourier transform of  $C_{m\sigma;m'\sigma'}^i$  turns out to be:

$$C_{m\sigma;m'\sigma'}(\mathbf{q}) = \frac{1}{N} \sum_{\mathbf{k}} \langle c_{\mathbf{k}\mathbf{m}\sigma}^\dagger c_{\mathbf{k}+\mathbf{q},m'\sigma'} \rangle. \quad (81)$$

The result of application of HFA to the Hamiltonian (8) is

$$\mathcal{H}_{\text{Coulomb}}^{\text{MF}} = \sum_{\mathbf{k}\mathbf{k}'} \sum_{\sigma\sigma'} \sum_{mm'} \left( \mathcal{F}_{mm'}^{(0)}(\mathbf{k} - \mathbf{k}') \delta_{\sigma\sigma'} - \mathcal{F}_{mm'}(\mathbf{k} - \mathbf{k}') \sigma_{\sigma\sigma'} \right) c_{\mathbf{k}\mathbf{m}\sigma}^\dagger c_{\mathbf{k}'m'\sigma'}, \quad (82)$$

where mean fields  $\mathcal{F}_{mm'}^{(0)}(\mathbf{k} - \mathbf{k}')$  and  $\mathcal{F}_{mm'}(\mathbf{k} - \mathbf{k}')$  are Fourier transforms of mean fields given by Eqs. (16), (17).

The treatment of the Hamiltonian (15) is presented below. We introduce the magnetic Brillouin zone ( $|k_x| + |k_y| < \pi$ ), so that for any  $\mathbf{k}_1$  from the Brillouin zone we have a presentation  $\mathbf{k}_1 = \mathbf{k} + \alpha\mathbf{Q}$ , where  $\alpha = 0, 1$ . We

rewrite Eq. (15) through the summation over the magnetic Brillouin zone (denoted by a prime)

$$\mathcal{H}_{\text{MF}} = \sum_{\mathbf{k}\alpha\alpha';mm'} \sum_{\sigma\sigma'} H_{m\sigma\alpha;m'\sigma'\alpha'}^{\text{MF}}(\mathbf{k}) c_{\mathbf{k}+\alpha\mathbf{Q},m\sigma}^\dagger c_{\mathbf{k}+\alpha'\mathbf{Q},m'\sigma'}, \quad (83)$$

where the  $\mathbf{k}$  dependent  $3 \times 2 \times 2$  matrix

$$H_{m\sigma\alpha;m'\sigma'\alpha'}^{\text{MF}}(\mathbf{k}) = [(\varepsilon_{mm'}(\mathbf{k} + \alpha\mathbf{Q}) + \Delta_{\text{CF}} \delta_{m,xy}) \delta_{mm'} \delta_{\sigma\sigma'} + \mathcal{F}_{mm'}^{(0)\text{u}} \delta_{\sigma\sigma'} - \mathcal{F}_{mm'}^{\text{u}} \sigma_{\sigma\sigma'} - (\lambda/2) \mathbf{l}_{mm'} \sigma_{\sigma\sigma'}] \delta_{\alpha\alpha'} + [\mathcal{F}_{mm'}^{(0)\text{s}} \delta_{\sigma\sigma'} - \mathcal{F}_{mm'}^{\text{s}} \sigma_{\sigma\sigma'}] \delta_{\alpha\bar{\alpha}'}, \quad (84)$$

is introduced. Here  $\varepsilon_{mm'}(\mathbf{k})$  sets up the band spectrum, the explicit expression for which is given in the end of Sec. II.

The Hamiltonian matrix (84) is diagonalized by the transformation (cf. [63])

$$c_{\mathbf{k}+\alpha\mathbf{Q},m\sigma} = \sum_{\nu} a_{m\alpha\sigma;\nu}(\mathbf{k}) d_{\mathbf{k}\nu}. \quad (85)$$

In terms of new operators Fermi operators  $d_{\mathbf{k}\nu}$ ,  $d_{\mathbf{k}\nu}^\dagger$  the Hamiltonian has the form

$$\mathcal{H}_{\text{MF}} = \sum_{\mathbf{k}\nu} E_{\nu}(\mathbf{k}) d_{\mathbf{k}\nu}^\dagger d_{\mathbf{k}\nu}. \quad (86)$$

Then the correlator (81) can be expressed through the spectrum  $E_{\nu}(\mathbf{k})$  and coefficients  $a_{m\alpha\sigma;\nu}(\mathbf{k})$ :

$$\langle c_{\mathbf{k}+\alpha\mathbf{Q},m\sigma}^\dagger c_{\mathbf{k}'+\alpha'\mathbf{Q},m'\sigma'} \rangle = \delta_{\mathbf{k}\mathbf{k}'} \sum_{\nu} a_{m\alpha\sigma;\nu}^*(\mathbf{k}) a_{m'\alpha'\sigma';\nu}(\mathbf{k}) f(E_{\nu}(\mathbf{k})). \quad (87)$$

Applying Eq. (77) we obtain

$$E_{\text{DC}}/N = \sum_{\mathbf{q}=0,\mathbf{Q}} [(2U' - J_{\text{H}})K^2(\mathbf{q}) - J_{\text{H}}\mathbf{M}^2(\mathbf{q}) + \delta U \sum_m (\mathbf{n}_{mm}^2(\mathbf{q}) - \mathbf{m}_{mm}^2(\mathbf{q})) + J_{\text{d}} \sum_{mm'} (\mathbf{n}_{mm'}^2(\mathbf{q}) - \mathbf{m}_{mm'}^2(\mathbf{q})) - (U' - 2J_{\text{H}}) \sum_{mm'} \mathbf{n}_{mm'}(\mathbf{q}) \mathbf{n}_{m'm}(\mathbf{q}) - U' \sum_{mm'} \mathbf{m}_{mm'}(\mathbf{q}) \cdot \mathbf{m}_{m'm}(\mathbf{q})]. \quad (88)$$