

# Suppression of neutral pion production in deep-inelastic scattering off nuclei with the CLAS detector

T. Mineeva,<sup>1,2,\*</sup> W. K. Brooks,<sup>1,2,3,4,5</sup> A. El Alaoui,<sup>1,2</sup> H. Hakobyan,<sup>1,2</sup> K. Joo,<sup>6</sup> J.A. López,<sup>1</sup> O. Soto,<sup>7</sup> P. Achenbach,<sup>4</sup> Z. Akbar,<sup>35</sup> J. S. Alvarado,<sup>28</sup> W.R. Armstrong,<sup>8</sup> M. Arratia,<sup>51</sup> H. Atac,<sup>48</sup> H. Avagyan,<sup>4</sup> C. Ayerbe Gayoso,<sup>55</sup> L. Baashen,<sup>18</sup> L. Barion,<sup>22</sup> M. Bashkanov,<sup>53</sup> I. Bedlinskiy,<sup>36</sup> B. Benkel,<sup>1</sup> F. Benmokhtar,<sup>15</sup> A. Bianconi,<sup>50,27</sup> A.S. Biselli,<sup>16</sup> F. Bossù,<sup>13</sup> S. Boiarinov,<sup>4</sup> K.T. Brinkmann,<sup>42</sup> W.J. Briscoe,<sup>20</sup> V.D. Burkert,<sup>4</sup> T. Cao,<sup>4</sup> R. Capobianco,<sup>6</sup> D.S. Carman,<sup>4</sup> J.C. Carvajal,<sup>18</sup> A. Celentano,<sup>24</sup> P. Chatagnon,<sup>4</sup> V. Chesnokov,<sup>46</sup> T. Chetry,<sup>18,34,40</sup> G. Ciullo,<sup>22,17</sup> P.L. Cole,<sup>32</sup> M. Contalbrigo,<sup>22</sup> G. Costantini,<sup>50,27</sup> A. D'Angelo,<sup>25,45</sup> N. Dashyan,<sup>56</sup> R. De Vita,<sup>24</sup> M. Defurne,<sup>13</sup> A. Deur,<sup>4</sup> S. Diehl,<sup>42,6</sup> C. Djalali,<sup>40,47</sup> R. Dupre,<sup>28</sup> H. Egiyan,<sup>4</sup> L. El Fassi,<sup>34</sup> P. Eugenio,<sup>19</sup> S. Fegan,<sup>53</sup> A. Filippi,<sup>26</sup> G. Gavalian,<sup>4,37</sup> G.P. Gilfoyle,<sup>44</sup> F.X. Girod,<sup>4</sup> A.A. Golubenko,<sup>46</sup> G. Gosta,<sup>27</sup> R.W. Gothe,<sup>47</sup> K.A.Griffioen,<sup>55</sup> L. Guo,<sup>18</sup> K. Hafidi,<sup>8</sup> M. Hattawy,<sup>41,8</sup> F. Hauenstein,<sup>4,41</sup> T.B. Hayward,<sup>6</sup> D. Heddle,<sup>14,4</sup> A. Hobart,<sup>28</sup> M. Holtrop,<sup>37</sup> Y.C. Hung,<sup>41</sup> Y. Ilieva,<sup>47</sup> D.G. Ireland,<sup>52</sup> E.L. Isupov,<sup>46</sup> H.S. Jo,<sup>31</sup> D. Keller,<sup>54</sup> A. Khanal,<sup>18</sup> M. Khandaker,<sup>57</sup> W. Kim,<sup>31</sup> F.J. Klein,<sup>12</sup> V.Klimenko,<sup>6</sup> A. Kripko,<sup>42</sup> V. Kubarovsky,<sup>4</sup> S.E. Kuhn,<sup>41</sup> L. Lanza,<sup>25,45</sup> M. Leali,<sup>50,27</sup> S. Lee,<sup>8</sup> P. Lenisa,<sup>22,17</sup> X. Li,<sup>33</sup> I.J.D. MacGregor,<sup>52</sup> D. Marchand,<sup>28</sup> V. Mascagna,<sup>50,49,27</sup> B. McKinnon,<sup>52</sup> S. Migliorati,<sup>50,27</sup> R.G. Milner,<sup>33</sup> M. Mirazita,<sup>23</sup> V. Mokeev,<sup>4</sup> P. Moran,<sup>33</sup> C. Munoz Camacho,<sup>28</sup> P. Nadel-Turonski,<sup>4</sup> K. Neupane,<sup>47</sup> D. Nguyen,<sup>4</sup> S. Niccolai,<sup>28</sup> G. Niculescu,<sup>30</sup> M. Osipenko,<sup>24</sup> A.I. Ostrovidov,<sup>19</sup> M. Ouilleon,<sup>28</sup> P. Pandey,<sup>41</sup> M. Paolone,<sup>38,48</sup> L.L. Pappalardo,<sup>22,17</sup> R. Paremuzyan,<sup>4</sup> E. Pasyuk,<sup>4</sup> S.J. Paul,<sup>51</sup> W. Phelps,<sup>14,20</sup> N. Pilleux,<sup>28</sup> M. Pokhrel,<sup>41</sup> J. Poudel,<sup>4,41</sup> J.W. Price,<sup>9</sup> Y. Prok,<sup>41,54</sup> A. Radic,<sup>1</sup> N. Ramasubramanian,<sup>13</sup> T. Reed,<sup>18</sup> J. Richards,<sup>6</sup> M. Ripani,<sup>24</sup> J. Ritman,<sup>21,29</sup> G. Rosner,<sup>52</sup> F. Sabatié,<sup>13</sup> C. Salgado,<sup>39</sup> S. Schadmand,<sup>21</sup> A. Schmidt,<sup>20,33</sup> R.A. Schumacher,<sup>11</sup> M.Scott,<sup>8</sup> E.V. Shirokov,<sup>46</sup> U. Shrestha,<sup>6</sup> D. Sokhan,<sup>13,52</sup> N. Sparveris,<sup>48</sup> M. Spreafico,<sup>24</sup> S. Stepanyan,<sup>4</sup> I.I. Strakovsky,<sup>20</sup> S. Strauch,<sup>47,20</sup> J.A. Tan,<sup>31</sup> N. Trotta,<sup>6</sup> R. Tyson,<sup>52</sup> M. Ungaro,<sup>4,43</sup> S. Vallarino,<sup>22</sup> L. Venturelli,<sup>50,27</sup> H. Voskanyan,<sup>56</sup> E. Voutier,<sup>28</sup> D.P. Watts,<sup>53</sup> X. Wei,<sup>4</sup> L.B. Weinstein,<sup>41</sup> R. Williams,<sup>53</sup> R. Wishart,<sup>52</sup> M.H. Wood,<sup>10</sup> M. Yurov,<sup>34</sup> N. Zachariou,<sup>53</sup> and M. Zurek<sup>8</sup>

(The CLAS Collaboration)

<sup>1</sup>Universidad Técnica Federico Santa María, Casilla, 110-V Valparaíso, Chile

<sup>2</sup>Center for Science and Technology of Valparaíso 699, Valparaíso, Chile

<sup>3</sup>SAPHIR Millennium Science Institute, Santiago, Chile

<sup>4</sup>Thomas Jefferson National Accelerator Facility, Newport News, VA 23606

<sup>5</sup>Duke University, Durham, NC 27708

<sup>6</sup>University of Connecticut, Storrs, CT 06269

<sup>7</sup>Universidad de La Serena, 1720170 La Serena, Chile

<sup>8</sup>Argonne National Laboratory, Argonne, IL 60439

<sup>9</sup>California State University, Dominguez Hills, Carson, CA 90747

<sup>10</sup>Canisius College, Buffalo, NY 14208

<sup>11</sup>Carnegie Mellon University, Pittsburgh, PA 15213

<sup>12</sup>Catholic University of America, Washington, D.C. 20064

<sup>13</sup>IRFU, CEA, Université Paris-Saclay, F-91191 Gif-sur-Yvette, France

<sup>14</sup>Christopher Newport University, Newport News, VA 23606

<sup>15</sup>Duquesne University, 600 Forbes Avenue, Pittsburgh, PA 15282

<sup>16</sup>Fairfield University, Fairfield, CT 06824

<sup>17</sup>Università di Ferrara, 44121 Ferrara, Italy

<sup>18</sup>Florida International University, Miami, FL 33199

<sup>19</sup>Florida State University, Tallahassee, FL 32306

<sup>20</sup>The George Washington University, Washington, D.C. 20052

<sup>21</sup>GSI Helmholtzzentrum für Schwerionenforschung GmbH, D-64291 Darmstadt, Germany

<sup>22</sup>INFN, Sezione di Ferrara, 44100 Ferrara, Italy

<sup>23</sup>INFN, Laboratori Nazionali di Frascati, 00044 Frascati, Italy

<sup>24</sup>INFN, Sezione di Genova, 16146 Genova, Italy

<sup>25</sup>INFN, Sezione di Roma Tor Vergata, 00133 Rome, Italy

<sup>26</sup>INFN, Sezione di Torino, 10125 Torino, Italy

<sup>27</sup>INFN, Sezione di Pavia, 27100 Pavia, Italy

<sup>28</sup>Université Paris-Saclay, CNRS/IN2P3, IJCLab, 91405 Orsay, France

<sup>29</sup>Institut für Kernphysik (Juelich), Juelich, 52428, Germany

<sup>30</sup>James Madison University, Harrisonburg, VA 22807

<sup>31</sup>Kyungpook National University, Daegu 41566, Republic of Korea

<sup>32</sup>Lamar University, 4400 MLK Blvd, PO Box 10046, Beaumont, TX 77710

- <sup>33</sup>Massachusetts Institute of Technology, Cambridge, MA 02139-4307  
<sup>34</sup>Mississippi State University, Mississippi State, MS 39762-5167  
<sup>35</sup>National Research and Innovation Agency (BRIN), Indonesia  
<sup>36</sup>National Research Centre Kurchatov Institute - ITEP, Moscow, 117259, Russia  
<sup>37</sup>University of New Hampshire, Durham, NH03824-3568  
<sup>38</sup>New Mexico State University, PO Box 30001, Las Cruces, NM 88003  
<sup>39</sup>Norfolk State University, Norfolk, VA 23504  
<sup>40</sup>Ohio University, Athens, OH 45701  
<sup>41</sup>Old Dominion University, Norfolk, VA 23529  
<sup>42</sup>II Physikalisches Institut der Universitaet Giessen, 35392 Giessen, Germany  
<sup>43</sup>Rensselaer Polytechnic Institute, Troy, NY 12180-3590  
<sup>44</sup>University of Richmond, Richmond, VA 23173  
<sup>45</sup>Università di Roma Tor Vergata, 00133 Rome Italy  
<sup>46</sup>Skobeltsyn Institute of Nuclear Physics, Lomonosov Moscow State University, 119234 Moscow, Russia  
<sup>47</sup>University of South Carolina, Columbia, SC 29208  
<sup>48</sup>Temple University, Philadelphia, PA 19122  
<sup>49</sup>Università degli Studi dell'Insubria, 22100 Como, Italy  
<sup>50</sup>Università degli Studi di Brescia, 25123 Brescia, Italy  
<sup>51</sup>University of California Riverside, 900 University Avenue, Riverside, CA 92521  
<sup>52</sup>University of Glasgow, Glasgow G12 8QQ, United Kingdom  
<sup>53</sup>University of York, York YO10 5DD, United Kingdom  
<sup>54</sup>University of Virginia, Charlottesville, VA 22901  
<sup>55</sup>College of William and Mary, Williamsburg, VA 23187-8795  
<sup>56</sup>Yerevan Physics Institute, 375036 Yerevan, Armenia  
<sup>57</sup>Idaho State University, Pocatello, Idaho 83209

(Dated: June 10, 2024)

We present the first three-fold differential measurement for neutral pion multiplicity ratios produced in semi-inclusive deep-inelastic electron scattering on carbon, iron and lead nuclei normalized to deuterium from CLAS at Jefferson Lab. We found that the neutral pion multiplicity ratio is maximally suppressed for the leading hadrons (energy fraction  $z \rightarrow 1$ ), suppression varying from 25% in carbon up to 75% in lead. An enhancement of the multiplicity ratio at low  $z$  and high  $p_T^2$  is observed, suggesting an interconnection between these two variables. This behavior is qualitatively similar to the previous two-fold differential measurement of charged pions by the HERMES Collaboration. However, in contrast to the published CLAS and HERMES results on charged pions, the largest enhancement was observed at high  $p_T^2$  for the lightest nucleus - carbon and the lowest enhancement for the heaviest nucleus - lead. This behavior suggests a competition between partonic multiple scattering, which causes enhancement, and hadronic inelastic scattering, which causes suppression.

Hadron formation in scattering processes creates new gravitational mass from pure energy, linking the strong and gravitational interactions. This connection, via the energy-momentum tensor of Quantum Chromodynamics (QCD), has recently been developed [1] and applied to the description of experimental data [2–4], and most recently described with a relativistic treatment on the light front [5, 6]. Hadron formation is one of the last frontiers of QCD. While successful models of this process exist, they only have a tenuous connection to the underlying QCD origin of the process. The long distance scales involved in hadron formation currently preclude use of perturbative methods to calculate, for example, fragmentation functions (FF), which describe how color-carrying quarks and gluons turn into color-neutral hadrons or photons [7]. The need for use of Minkowski space at high Bjorken scaling variable  $x_{Bj}$  currently precludes lattice QCD calculations.

The kinematic region of lepton deep-inelastic scattering at high  $x_{Bj}$ , where  $x_{Bj}$  is the fraction of the proton momentum carried by the struck quark, offers a powerfully

simple interpretation compared to low  $x_{Bj}$  where quark pair production dominates [8]. In the single-photon exchange approximation, a valence quark absorbs the full energy and momentum of the virtual photon; thus, the energy transfer gives the initial energy of the struck quark, neglecting intrinsic quark momentum, and neglecting Fermi momentum of the nucleon for nuclear interactions. At the same level of approximation, the initial direction of the struck quark is known from the momentum transfer of the collision, which provides a unique reference axis. For nuclear targets, this essentially creates a secondary “beam” of quarks of known energy and direction, for which the interaction with the nuclear system provides information at the femtometer distance scale.

An important experimental observable sensitive to the in-medium hadronization process - the complex process of the evolution of a struck quark into multiple hadrons - is the hadronic multiplicity ratio. It is defined as the normalized yield of hadron  $h$  produced on a heavy nuclear target  $A$  relative to a light nuclei, e.g., deuterium  $D$ :

$$R_h(\nu, Q^2, z, p_T^2) = \frac{N_h^A(\nu, Q^2, z, p_T^2)/N_e^A(\nu, Q^2)}{N_h^D(\nu, Q^2, z, p_T^2)/N_e^D(\nu, Q^2)}, \quad (1)$$

where  $N_h$  is the number of hadrons produced in semi-inclusive deep-inelastic scattering (SIDIS) events, in which, following the virtual photon scattering off the quark, the leading hadron is detected in addition to the scattered electron;  $N_e$  is the number of DIS electrons within the same inclusive kinematic bins for the numerator as for the denominator;  $Q^2$  is the virtual photon four-momentum transfer squared,  $\nu$  is the energy transferred which in the lab frame is defined as  $\nu = E - E'$  ( $E$  and  $E'$  is energy of the incoming and outgoing electrons, respectively),  $z$  is the energy fraction of the hadron defined as  $z = E_h/\nu$ , and  $p_T^2$  is the component of the hadron momentum squared transverse to the virtual photon direction; the dependence on  $\phi_{pq}$ , the azimuthal angle of the hadron with respect to the lepton plane, was integrated over. The hadronic multiplicity ratio, reflecting modification of the FF in nuclei compared to deuterium, quantifies the extent to which hadron production is enhanced or attenuated at a given value of the kinematic variables. In the absence of any nuclear effects, this observable is equal to unity.

Nuclear SIDIS experiments have been performed in fixed-target conditions in facilities (experimental setups) such as the Stanford Linear Accelerator Center - SLAC, CERN Super Proton Synchrotron - SPS, Deutsches Elektronen Synchrotron - DESY (HERMES) and Thomas Jefferson National Accelerator facility - Jefferson Lab (CLAS). The study of nuclear SIDIS with fully identified final state hadrons began with the HERMES program, which published a series of papers between 2001 and 2011 [9–14], opening an era of quantitative studies of color propagation and hadron formation using nuclei as spatial analyzers. Multiplicity ratios were presented for various identified hadrons ( $\pi^\pm$ ,  $\pi^0$ ,  $K^\pm$ ,  $p$ ,  $\bar{p}$ ) first as one-fold functions of  $\nu$ ,  $Q^2$ ,  $z$  or  $p_T^2$ , and later, in the final paper of this series, as two-fold differentials for charged hadrons. The one- and two-fold hadron production data off nuclei can be described with some level of success by models [15–29] using two in-medium ingredients: (1) quark energy loss and (2) interactions of forming hadrons with the nuclear medium. Most models are based on only one of these ingredients, or they add these two ingredients classically. However, one model invoking interference processes gave qualitative indications that quantum mechanical effects could also play a role [30]. The final HERMES paper of this series [14] underlines the importance of multi-differential cross sections, since charged-hadron multiplicity data displays nontrivial features that cannot be captured by a one-dimensional description, particularly for the baryons. A comprehensive review can be found in Ref. [31]. One-, two- and three-fold measurements of  $R_h$  for identified hadrons were re-

ported by CLAS experiments [32–34].

This paper presents the first multi-dimensional measurement of neutral pion multiplicity ratios in SIDIS kinematics. Neutral pions are substantially more difficult to measure than charged pions due to more limited statistics and due to the presence of combinatorial backgrounds. While having a much more limited range in  $Q^2$  and  $\nu$ , the integrated luminosity in the new data set is two orders of magnitude greater than that of HERMES, dramatically increasing the statistical accuracy of the measurement. This allowed us to extend one-dimensional HERMES  $\pi^0$  data measured up to mass number 131 [11], to three-dimensional data with mass numbers up to 208.

The data were collected during the EG2 run period in Hall B of Jefferson Lab using the CEBAF Large Acceptance Spectrometer (CLAS) [35] and a 5.014 GeV electron beam. CLAS was based on a six-fold symmetric toroidal magnet, created by six large superconducting coils that divided the spectrometer into six independently instrumented sectors. The polarity of the toroidal field was chosen such that negatively charged particles were deflected towards the beam axis. CLAS had four types of detectors: drift chambers (DC) followed by Cerenkov counters (CC), time-of-flight (TOF) scintillators, and electromagnetic shower calorimeters (EC). Photons from  $\pi^0$  decay were measured in the EC at angles from about 8 to 45 degrees.

One key ingredient in reducing systematic uncertainties of the multiplicity ratios was the use of a dual-target. The target system consisted of a 2-cm-long liquid-deuterium cryotarget separated by 4 cm from independently insertable solid targets (see Ref. [36]). The center of the cryotarget cell and the solid target were placed 30 cm and 25 cm upstream of the CLAS center, respectively, in order to increase acceptance for negatively charged particles. Since the electron beam passed simultaneously, first through the deuterium target and then through one of the solid targets, time-dependent systematic effects were reduced. Furthermore, the close spacing of the two targets compared to the large dimensions of the CLAS detector minimized detector acceptance differences between the solid and deuterium targets. A wealth of information was collected during EG2 experiment providing data for aforementioned hadronization, color transparency [37] and short-range correlations [38] studies.

The SIDIS reaction  $e + A \rightarrow e' + \pi^0 + X$  is measured, where  $e$  and  $e'$  are the incident and scattered electrons, respectively, and  $X$  is the undetected part of the hadronic final state. Since the  $\pi^0$  decays almost instantaneously into two photons ( $\pi^0 \rightarrow \gamma\gamma$ ), events with one scattered electron and at least two photons were selected. The invariant mass of the two-photon system was used to identify  $\pi^0$  candidates.

The scattered electrons were selected in the following ranges:  $1.0 < Q^2 < 4.1 \text{ GeV}^2$ ,  $2.2 < \nu < 4.25 \text{ GeV}$  and

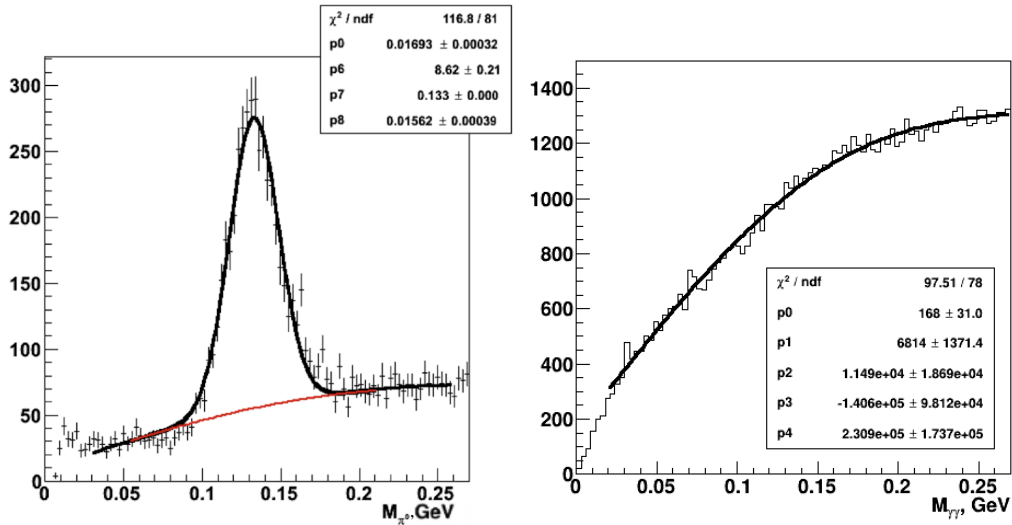


Figure 1. Left: The number of events plotted versus the two-photon ( $\pi^0$  candidate) invariant mass in a particular  $(\nu, z, p_T^2)$  bin, showing the fit to a scaled mixed background (red) plus Gaussian. Right: The number of events plotted versus invariant mass for the corresponding mixed background fitted with a 4th order polynomial. The total signal plus background fit function is:  $p[0] \cdot (p[1] + p[2] \cdot x + p[3] \cdot x^2 + p[4] \cdot x^3 + p[5] \cdot x^4) + p[6] \cdot \exp\left(\frac{-(x-p[7])^2}{2 \cdot p[8]^2}\right)$ , where  $p_0$  determines the background normalization,  $p_1$ - $p_5$  are fixed by the mixed-event fit, and  $p_6$ - $p_8$  are free parameters corresponding to the normalization,  $\mu$  and  $\sigma$  of the Gaussian peak function. The fitting procedure was performed twice: first in the range  $0.03 < M_{\gamma\gamma} < 0.25$  GeV to provide an estimate of  $\mu$  and  $\sigma$  (corresponding to the notation of coefficients  $p[7]$  and  $p[8]$  of left plot), and then in the range  $(-5\sigma, +5\sigma)$  as indicated by the length of the red curve. The number of  $\pi^0$  events is then calculated from the integral of the Gaussian.

$W > 2$  GeV, where  $W$  is virtual photon-nucleon invariant mass squared. The requirement on  $Q^2 > 1$  GeV<sup>2</sup> and  $W > 2$  GeV allowed to probe nucleon structure in the DIS regime and reduce nucleon resonance region contributions; the requirement on  $\nu < 4.25$  GeV allowed to reduce the size of radiative effects which is driven by the requirement on  $y = \frac{\nu}{E} < 0.85$ , where  $y$  is the energy fraction of the virtual photon. These cuts also ensured  $x_{Bj} > 0.1$ , such that valence quarks in the target nucleon were probed. Detector acceptance and experimental statistics limit the  $\pi^0$  kinematics to:  $0.3 < z < 1.0$  and  $0 < p_T^2 < 1.5$  GeV<sup>2</sup>. The event phase space was divided into two sets of three-fold differential multiplicity ratios with: 1) a total of 108 bins in  $(\nu, z, p_T^2)$  integrated over  $Q^2$ , and 2) a total of 54 bins in  $(Q^2, \nu, z)$  integrated over  $p_T^2$ . These choices were based on the physics of interest and on the available statistics.

Electrons were selected by requiring a negatively charged particle with a good track in the DC and a signal in the TOF and EC. Further, a signal in the CC with a mirror number matching the particle angle, a signal in the EC matching the particle energy (with sector- and momentum-dependent cuts on the sampling fraction), a minimum energy deposited in the layer of the EC, and a coincidence time matching between the EC and TOF signals were required. Regions near the detector acceptance edges with non-uniform tracking efficiency in the DC and transverse shower leakage in the EC were eliminated. The intersection of the electron track with the

plane containing the ideal beam position was used to determine the origin of the scattering event, corresponding to either the deuterium or nuclear target. During the run, the beam was offset from its ideal position, introducing sector-dependent effects in the vertex reconstruction. Electron-proton elastic scattering was used to determine the beam offset while the latter was used to correct the reconstructed interaction vertex for each event.

Once an event with a good electron was identified, all the neutral hits were considered in the EC provided minimum uncorrected energy of  $E_\gamma > 0.3$  GeV. Photons were separated from neutrons by cutting on the difference from the expected photon arrival time  $\Delta t = t_{EC} - l_{EC}/30 - t_{start}$ , where  $t_{EC}$  is the arrival time at the EC in ns,  $l_{EC}$  is the distance from the target to the EC hit in cm, the speed of light is 30 [cm/ns] and  $t_{start}$  is the event time at the target as determined from the electron [39]. To avoid transverse shower energy leakage, events at the edge of the EC were cut out. Photons detected within 12° of the electron track were rejected in order to remove events from bremsstrahlung radiation. In order to improve  $\pi^0$  resolution, measured photon energy was corrected for a small momentum dependence of the EC sampling fraction [39]. Finally,  $\pi^0$  candidates were reconstructed from all pairs of photons detected in each event (see Fig. 1). After photon energy correction, the minimum energy of  $\pi^0$  candidate was  $E_{\pi^0} > 0.5$  GeV.

Finally, to calculate the number of  $\pi^0$ 's, the two-photon invariant mass spectrum was fit with a Gaussian



peak function plus a polynomial background (see Fig. 1). Since the background in the two-photon invariant mass spectrum was combinatorial, an event mixing technique consisted of combining photons from uncorrelated events was used. However, the resulting combinatorial spectrum did not describe well the backgrounds. For this reason, only photons from kinematically matched events were combined to provide a good description of the backgrounds across all kinematics. A detailed description of the improved event-mixing technique can be found in Ref. [39]. The resulting event-mixed background distribution was then fit with a 4th-order polynomial, from which the free parameters of the fit were predetermined. They were later used when fitting the signal plus background spectrum of the  $\pi^0$  invariant mass with a constant times the background polynomial plus a three-parameter Gaussian. The number of  $\pi^0$ 's was then calculated from the integral of the Gaussian function.

The multiplicity ratio of Eq. 1 can be described as the super-ratio of the hadron number ratio for nucleus A and deuterium normalized by the electron number ratio for the same two nuclei. Corrections to the electron number ratio include: (i) acceptance correction factors due to electron acceptance in deuterium relative to the solid target: these decrease the multiplicity ratio of a percent up to 8%; (ii) radiative corrections due to internal radiation: these increase the multiplicity ratio up to 3%; (iii) radiative corrections due to Coulomb distortion in the field of the nucleus: these decrease the multiplicity ratio by 0 to 4% with the largest corrections for Pb. Inclusive internal radiative corrections associated with bremsstrahlung off the nucleon from which the scattering took place were calculated based on the Mo and Tsai formalism [40]. Calculation of the Coulomb corrections was based on the effective momentum approximation [41]. Both corrections are incorporated in the EXTERNAL code [42]. Additionally, the external radiative corrections that are associated with bremsstrahlung in the target material were incorporated in the GEANT3 simulations, and were accounted for by applying acceptance correction factors.

Corrections applied to the  $\pi^0$  number ratio include: (i) acceptance correction factors, which change the multiplicity ratio depending on the binning: from -17% to +8% for  $(\nu, z, p_T^2)$  bins and from -14% to +4% for  $(Q^2, \nu, z)$  binning; (ii) radiative corrections for SIDIS  $\pi^0$ , which were calculated with the HAPRAD code [43] that was modified using empirically derived nuclear structure functions. These corrections affect the multiplicity ratio by less than 0.5%. The combined effect of radiative corrections on the multiplicity ratio from both the leptonic and hadronic number ratios does not exceed 4.8%. Finally, corrections were calculated due to the presence of the 15  $\mu\text{m}$  aluminum entrance and exit walls (endcaps) of the liquid-deuterium target cell. The endcaps affect measurements of electrons and  $\pi^0$  from the liquid-deuterium target. This correction decreased the multiplicity ratio

by less than 1%.

Acceptance correction factors were obtained by generating DIS events using the LEPTO 6.5.1 [44] Monte Carlo event generator, modified to include nuclear Fermi motion of the target nucleon according to the Ciofi-Simula parametrization [45]. The CLAS detector response was simulated with the GSIM package, based on GEANT3, which also includes the locations and materials of the dual-target. Acceptance corrections were calculated on a bin-by-bin basis as the ratio of the number of generated events (electrons or  $\pi^0$ ) to the number of reconstructed events per bin per target (solid or deuterium). Using simulations, a small number of bins was removed that had significant bin migration effects, or, in other words, low purity.

The sources of systematic uncertainties include: (i) electron identification: target selection cuts, EC sampling fraction cuts,  $\pi^-$  contamination, DC fiducial cuts, and electron radiative corrections; (ii) photon identification: cut on minimum energy deposited in EC, time cut  $\Delta t$ , EC fiducial cuts; and (iii)  $\pi^0$  identification: background and signal shapes of the invariant mass distribution, acceptance corrections, and SIDIS radiative corrections. Systematic uncertainties were evaluated independently for each set of bins,  $(\nu, z, p_T^2)$  or  $(Q^2, \nu, z)$ , for each ratio of C, Fe, and Pb targets to D. They were then applied either as a normalization or as a bin-by-bin uncertainty. The largest contribution to the normalization-type uncertainty came from target vertex identification (target selection). It results in 3.1%, 2.4% and 2.3%, for C, Fe and Pb, respectively, in the  $(\nu, z, p_T^2)$  set of bins, and slightly smaller values for the  $(Q^2, \nu, z)$  bins. The dominant source of the bin-by-bin systematic uncertainty is the  $\pi^0$  invariant mass fit. This uncertainty included both uncertainties on the background and signal shapes ranging on average from 1.4% for Fe in  $(Q^2, \nu, z)$  bins to 4.7% for Pb in  $(\nu, z, p_T^2)$  bins. The total average systematic uncertainties, including total normalization and bin-by-bin uncertainties in  $(Q^2, \nu, z)$ , are 5.0%, 4.9% and 6.9% for C, Fe and Pb multiplicities correspondingly; in  $(\nu, z, p_T^2)$  they average to 7.1%, 7.1% and 9.6% for C, Fe and Pb, respectively. The average statistical uncertainty is typically several percent less.

The measured three-fold multiplicity ratios of neutral pions in C, Fe and Pb are shown for bins of  $(\nu, z)$  as a function of  $p_T^2$  integrated over  $Q^2$  (see Fig. 2) and for bins of  $(Q^2, \nu)$  as a function of  $z$  integrated over  $p_T^2$  (see Fig. 3). The data show increasing suppression of higher mass number corresponding to larger nuclei. The common trend for all three targets, as clearly observed in Fig. 3, is flat behavior of the multiplicity ratios in the range  $0.3 < z < 0.65$  and monotonic decrease for higher  $z$ . The dependence on nuclear size indicates a path length-dependent process: for the smallest nucleus, carbon, suppression ranges from  $\sim 10\%$  to  $\sim 25\%$ , while for the largest nucleus, lead, the suppression ranges from

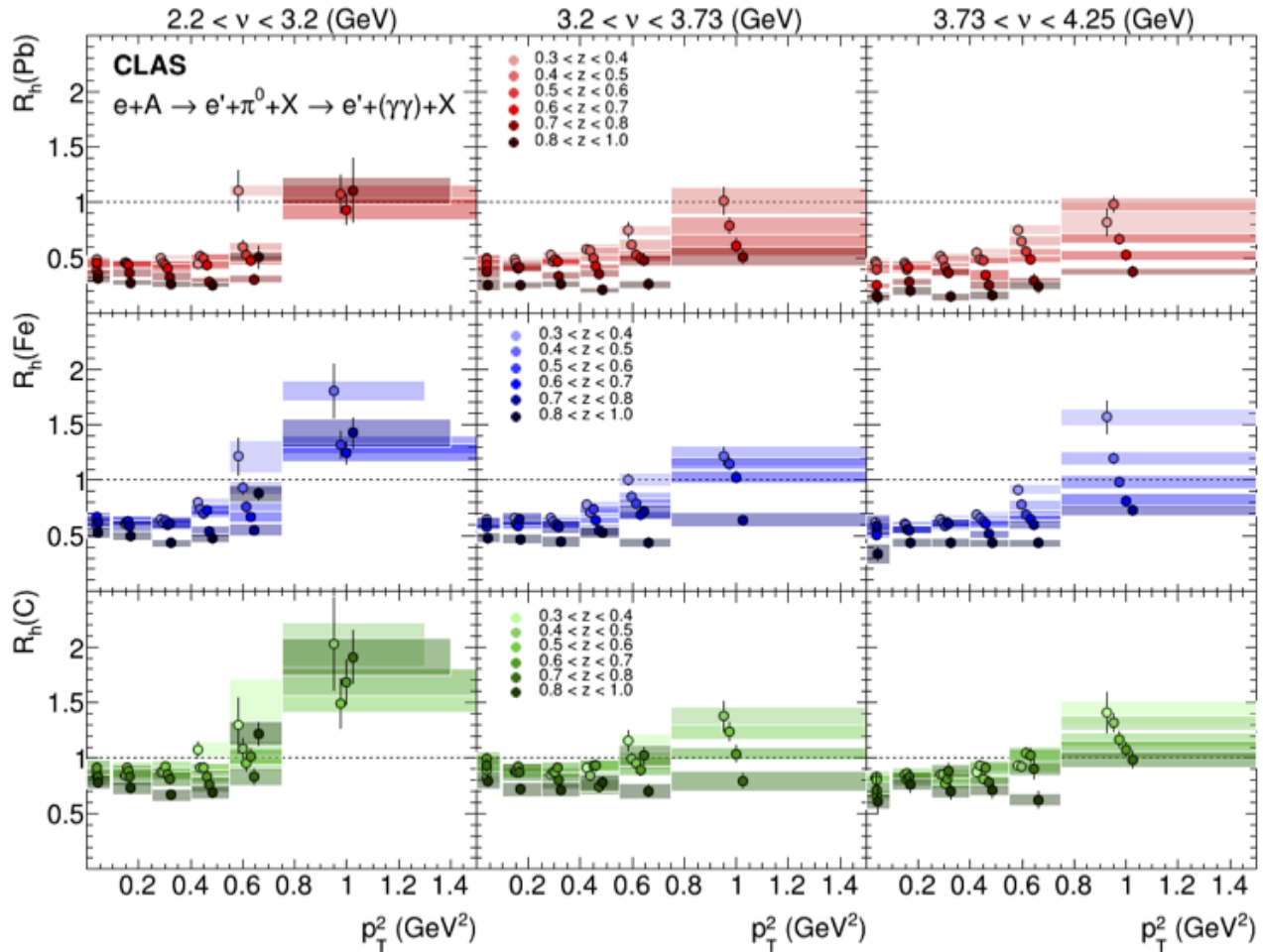


Figure 2.  $\pi^0$  multiplicity ratios for C, Fe, and Pb in  $(\nu, z, p_T^2)$  bins plotted as a function of  $p_T^2$  in bins of  $\nu$  (top horizontal line) and  $z$  (indicated by the color). Points are shifted for ease of visualization around the mean value of  $p_T^2$ . Statistical uncertainties are indicated by black vertical lines; systematic uncertainties by the color bars. Horizontal uncertainties are related to the size of the bin: while for most bins in  $p_T^2$  they are the same for each bin in  $z$  and target, a few bins have smaller uncertainty bands related to the interval of data significance in the bin.

50% for moderate  $z$  reaching up to  $\sim 75\%$  at the highest  $z$ . From Fig. 3, no effective dependence on energy and momentum transfer to the system, *i.e.*,  $Q^2$  and  $\nu$ , is observed in the range of CLAS kinematics within the uncertainties of the measurement. However,  $Q^2$  and  $\nu$  ranges in this study are much less than that of HERMES, where such dependencies were observed.

Figure 2 shows the dependence of multiplicity ratio on  $p_T^2$  in bins of  $z$  and  $\nu$ . The global trend for all three targets is the enhancement of  $R_h$  at high  $p_T^2$  and, again, an overall decrease with increasing  $z$ .  $R_h$  has a pronounced dependence on  $p_T^2$  in correlation with  $z$ . The ratio is independent of  $p_T^2$  for all values of  $z$  for  $p_T^2 < 0.6$  GeV<sup>2</sup>; it increases rapidly for large  $p_T^2$  and small  $z$  to values that exceed unity. The largest enhancement of  $R_h$  is observed

for the lightest nucleus, carbon, at the lowest  $\nu$  bin, while the smallest enhancement is seen for lead at highest  $\nu$ .

This suppression of neutral pions agrees quantitatively with the suppression observed in measurements of charged pions from the same CLAS dataset [34], and from previously published HERMES results [11, 14]. In modern versions of energy loss models [46], the overall attenuation as a function of  $z$  and the nuclear size is related to the assumption that the propagating quark emits multiple gluons and rescatters as it transverse the nuclear medium; the larger the nucleus, the more gluon emission and quark energy loss it has. In the absorption types of models, for example, the color dipole model [15], the main source of hadron suppression is related to in-medium attenuation of the colorless pre-hadrons due to the con-

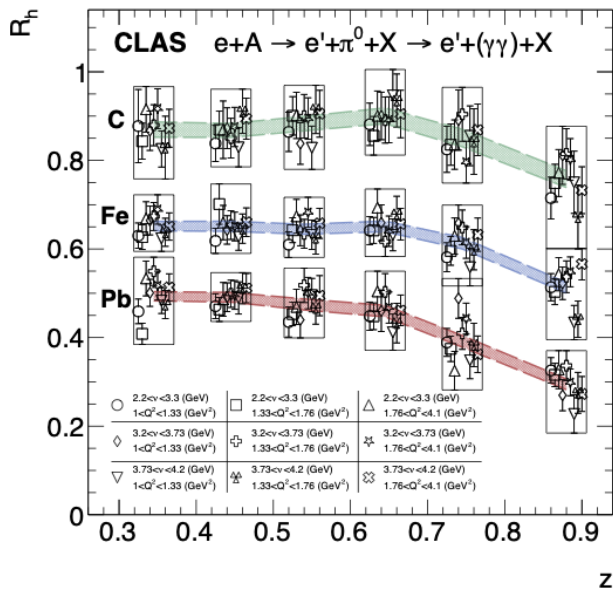


Figure 3.  $\pi^0$  multiplicity ratios for C, Fe, and Pb in  $(Q^2, \nu, z)$  bins plotted as a function of  $z$ . Each one of the six bins in  $z$  contains 9 points corresponding to the 3 bins of  $\nu$  and 3 bins in  $Q^2$ . Each of the 9 points in  $z$  is shifted around the center value of the bin; the points, plotted together with its statistical and systematic uncertainties, are enclosed in a box to improve the visualization. The center of the box is the center of the  $z$  bin, and the outermost uncertainty of each set defines the height of the box. Additionally, for the purpose of visualization, each target has a band drawn around the average with the width corresponding to the average of all measurements performed in each  $z$ -bin.

traction of the path of propagating quark; this model also incorporates induced quark energy losses. In the framework of the GiBUU (Giessen Boltzmann-Uehling-Uhlenbeck) transport model [17], largely based on elastic and inelastic pre-hadronic final-state interactions, overall attenuation is understood in terms of pure hadron absorption due to increased interaction time with the nuclear medium.

The pattern of  $p_T^2$  enhancement at low  $z$  and high  $p_T^2$ , observed in Fig. 2, is often referred to as a type of Cronin effect [47]. It was first observed in the measurements by European Muon Collaboration (EMC) [48], later by the Fermilab E665 experiment [49], and further confirmed by HERMES [14]. This behavior is qualitatively similar to the previous measurements, however, in contrast to the published CLAS and HERMES results on charged pions, the largest enhancement is observed at high  $p_T^2$  for lightest nucleus - carbon, and the lowest enhancement for the heaviest nucleus - lead. Such nuclear ordering of the Cronin effect qualitatively reminiscent of enhancement of di-hadron pairs at large di-pion invariant mass [50].

Cronin effect shows a modest dependence on  $\nu$ , which is more pronounced for heavier nuclei compared to the lighter one.

Theoretically, the Cronin effect has been explained in terms of multiple parton scattering prior to its fragmentation. In the limit  $z \rightarrow 1$ , the lifetime of the propagating quark vanishes as it is not allowed to lose any energy and, thus, cannot accumulate transverse momentum through re-scattering. On the other hand, the low  $z$  regime pertains to the opposite behavior that leads to the enhancement of transverse momenta. Such a scenario also suggests that the attenuation in the limit  $z \rightarrow 1$  is purely due to hadron absorption. The dependence of the Cronin effect on the nuclear size points to a competition between partonic multiple scattering, which causes enhancement, and hadronic inelastic scattering, which causes suppression.

In this paper, the first differential  $\pi^0$  multiplicity ratios measurement produced in SIDIS off D, C, Fe and Pb with a 5.014 GeV electron beam and measured with the CLAS detector is presented. The results were reported in two sets of bins:  $R_h(\nu, z, p_T^2)$  and  $R_h(Q^2, \nu, z)$ . As expected, the data show a larger suppression of  $R_h$  for higher atomic number. The suppression is constant for moderate  $z$  and then decreases rapidly for leading hadrons ( $z > 0.65$ ); the maximum suppression varies from 25% on carbon to 75% on lead. The multiplicity ratio  $R_h$  is enhanced for large  $p_T^2$  and small  $z$ . The largest enhancement is observed at high  $p_T^2$  for the lightest nucleus - carbon and the lowest enhancement for the heaviest nucleus - lead.

Such behavior is opposite to the published HERMES results where the largest enhancement was observed for the heaviest nuclei. This suggests a competition between partonic multiple scattering, which causes enhancement, and hadronic inelastic scattering, which causes suppression. Both effects, suppression and enhancement of multiplicity ratios, are largely independent of  $Q^2$ , while the Cronin effect shows a modest dependence on  $\nu$ .

These data, once explored in the framework of existing theoretical models, will provide detailed information on the dynamics of partonic multiple scattering and in-medium hadron interactions, allowing for better characterization of their relative contributions. These measurements will be extended in the near future with an 11 GeV electron beam in the approved Jefferson Lab experiment E12-06-117 [51]. Offering a wider range in  $Q^2$  and  $\nu$  and higher luminosity, a wealth of new opportunities will be available, for example: access to the quark mass dependence of the hadronization with GeV-scale meson formation, extraction of four-fold multiplicities for a large spectrum of hadrons, and searches for diquark correlations in baryon formation [33, 52]. With its collider energies and largely extended range in kinematical variables, the proposed  $eA$  program at the Electron-Ion Collider [53] will access completely new information on hadronization

mechanisms, such as, clean measurements of medium induced energy loss in the regime where hadrons are formed outside the nuclear medium and studies of potentially very different hadronization properties of heavy mesons.

The authors would like to thank Dave Gaskell for fruitful discussions on radiative corrections with EXTERNAL code. We acknowledge the staff of the Accelerator and the Physics Divisions at Jefferson Lab in making this experiment possible. This work is supported by the Chilean Agencia Nacional de Investigacion y Desarrollo (ANID), FONDECYT grants No.11181215 and No.1221827, No.1161642 and No.1240904, ANID PIA/APOYO AFB230003, and by the ANID-Millennium Science Initiative Program - ICN2019\_044. This work was supported in part by the U.S. Department of Energy (DOE) and National Science Foundation (NSF), the Italian Istituto Nazionale di Fisica Nucleare (INFN), the French Centre National de la Recherche Scientifique (CNRS), the French Commissariat à l’Energie Atomique (CEA), the Skobeltsyn Institute of Nuclear Physics (SINP), the Scottish Universities Physics Alliance (SUPA), the National Research Foundation of Korea (NRF), the UK Science and Technology Facilities Council (STFC). The Southeastern Universities Research Association (SURA) operates the Thomas Jefferson National Accelerator Facility for the U.S. Department of Energy under Contract No. DE-AC05-06OR23177.

---

\* [mineeva@jlab.org](mailto:mineeva@jlab.org)

- [1] M. V. Polyakov and P. Schweitzer, *International Journal of Modern Physics A* **33**, 1830025 (2018).
- [2] V. Burkert, L. Elouadrhiri, and F. Girod, *Nature* **557**, 396 (2018).
- [3] K. Kumerički, *Nature* **570**, E1 (2019).
- [4] H. Dutrioux, C. Lorcé, H. Moutarde, P. Sznajder, A. Trawiński, and J. Wagner, *Eur. Phys. J. C* **81**, 300 (2021), [arXiv:2101.03855 \[hep-ph\]](https://arxiv.org/abs/2101.03855).
- [5] A. Freese and G. A. Miller, *Physical Review D* **103** (2021), [10.1103/physrevd.103.094023](https://arxiv.org/abs/10.1103/physrevd.103.094023).
- [6] A. Freese and G. A. Miller, “Genuine empirical pressure within the proton,” (2021), [arXiv:2104.03213 \[hep-ph\]](https://arxiv.org/abs/2104.03213).
- [7] A. Metz and A. Vossen, *Progress in Particle and Nuclear Physics* **91**, 136 (2016).
- [8] V. Del Duca, S. J. Brodsky, and P. Hoyer, *Phys. Rev. D* **46**, 931 (1992).
- [9] A. Airapetian, H. Bulten, W. Hesselink, A. Laziev, J. Martin, F. Schmidt, M. Simani, E. Thomas, J. van den Brand, and J. de Visser, *European Physical Journal C. Particles and Fields* **20**, 479 (2001).
- [10] A. Airapetian *et al.* (HERMES Collaboration), *Physics Letters B* **577**, 37 (2003).
- [11] A. Airapetian *et al.* (HERMES Collaboration), *Nucl. Phys. B* **780**, 1 (2007), [arXiv:0704.3270 \[hep-ex\]](https://arxiv.org/abs/0704.3270).
- [12] A. Airapetian *et al.* (HERMES Collaboration), *Phys. Rev. Lett.* **96**, 162301 (2006), [arXiv:hep-ex/0510030](https://arxiv.org/abs/hep-ex/0510030).
- [13] A. Airapetian *et al.* (HERMES Collaboration), *Phys. Lett. B* **684**, 114 (2010), [arXiv:0906.2478 \[hep-ex\]](https://arxiv.org/abs/0906.2478).
- [14] A. Airapetian *et al.* (HERMES Collaboration), *Eur. Phys. J. A* **47**, 113 (2011), [arXiv:1107.3496 \[hep-ex\]](https://arxiv.org/abs/1107.3496).
- [15] B. Kopeliovich, J. Nemchik, E. Predazzi, and A. Hayashigaki, *Nuclear Physics A* **740**, 211–245 (2004).
- [16] B. Guiot and B. Z. Kopeliovich, *Physical Review C* **102** (2020), [10.1103/physrevc.102.045201](https://arxiv.org/abs/10.1103/physrevc.102.045201).
- [17] K. Gallmeister and U. Mosel, *Nuclear Physics A* **801**, 68–79 (2008).
- [18] T. Falter, W. Cassing, K. Gallmeister, and U. Mosel, *Acta Physica Hungarica A) Heavy Ion Physics* **27**, 71–78 (2006).
- [19] T. Falter, W. Cassing, K. Gallmeister, and U. Mosel, *Physical Review C* **70** (2004), [10.1103/physrevc.70.054609](https://arxiv.org/abs/10.1103/physrevc.70.054609).
- [20] T. Falter and U. Mosel, *Fizika B* **13**, 165 (2004), [arXiv:nucl-th/0308073](https://arxiv.org/abs/nucl-th/0308073).
- [21] T. Falter, W. Cassing, K. Gallmeister, and U. Mosel, *Physics Letters B* **594**, 61–68 (2004).
- [22] X.-N. Wang, *Nuclear Physics A* **702**, 238–248 (2002).
- [23] J. Osborne and X.-N. Wang, *Nuclear Physics A* **710**, 281–302 (2002).
- [24] N.-B. Chang, W.-T. Deng, and X.-N. Wang, *Physical Review C* **89** (2014), [10.1103/physrevc.89.034911](https://arxiv.org/abs/10.1103/physrevc.89.034911).
- [25] A. Majumder, E. Wang, and X.-N. Wang, *Phys. Rev. Lett.* **99**, 152301 (2007).
- [26] B.-W. Zhang, X.-N. Wang, and A. Schäfer, *Nuclear Physics A* **783**, 551–554 (2007).
- [27] X.-N. Wang, *Nuclear Physics A* **702**, 238–248 (2002).
- [28] Z.-B. Kang, E. Wang, X.-N. Wang, and H. Xing, *Physical Review D* **94** (2016), [10.1103/physrevd.94.114024](https://arxiv.org/abs/10.1103/physrevd.94.114024).
- [29] W. K. Brooks and J. A. López, *Physics Letters B* **816**, 136171 (2021).
- [30] B. Z. Kopeliovich, H.-J. Pirner, I. K. Potashnikova, I. Schmidt, A. V. Tarasov, and O. O. Voskresenskaya, *Physical Review C* **78** (2008), [10.1103/physrevc.78.055204](https://arxiv.org/abs/10.1103/physrevc.78.055204).
- [31] A. Accardi, F. Arleo, W. K. Brooks, D. D’enterria, and V. Muccifora, *La Rivista del Nuovo Cimento* **32**, 439–554 (2009).
- [32] A. Daniel *et al.* (CLAS Collaboration), *Phys. Lett. B* **706**, 26 (2011), [arXiv:1111.2573 \[nucl-ex\]](https://arxiv.org/abs/1111.2573).
- [33] T. Chetry, L. El Fassi, *et al.* (CLAS Collaboration), *Phys. Rev. Lett.* **130**, 142301 (2023).
- [34] S. Moran *et al.* (CLAS Collaboration), *Phys. Rev. C* **105**, 015201 (2022), [arXiv:2109.09951 \[nucl-ex\]](https://arxiv.org/abs/2109.09951).
- [35] B. A. Mecking *et al.*, *Nucl. Instrum. Meth. A* **503**, 513 (2003).
- [36] H. Hakobyan *et al.*, *Nuclear Instruments and Methods in Physics Research Section A: Accelerators, Spectrometers, Detectors and Associated Equipment* **592**, 218 (2008).
- [37] L. El Fassi *et al.* (CLAS Collaboration), *Phys. Lett. B* **712**, 326 (2012).
- [38] O. Hen *et al.* (CLAS Collaboration), *Phys. Lett. B* **722**, 63 (2013).
- [39] T. Mineeva, *Hadronization Studies via Electroproduction off D, C, Fe, and Pb*, *Ph.D. thesis*, University of Connecticut (2013).
- [40] L. W. Mo and Y. S. Tsai, *Rev. Mod. Phys.* **41**, 205 (1969).
- [41] A. Aste, C. von Arx, and D. Trautmann, *The European Physical Journal A* **26**, 167 (2005).
- [42] S. Dasu, P. De Barbaro, A. Bodek, H. Harada, M. Krasny, K. Lang, E. Riordan, L. Andivahis, R. Arnold, D. Benton, *et al.*, *Physical Review D* **49**, 5641 (1994).



- [43] I. Akushevich, N. Shumeiko, and A. Soroko, *Eur. Phys. J. C* **10**, 681 (1999).
- [44] G. Ingelman, A. Edin, and J. Rathsman, *Computer Physics Communications* **101**, 108 (1997).
- [45] C. Ciofi degli Atti and S. Simula, *Phys. Rev. C* **53**, 1689 (1996).
- [46] A. Majumder and M. Van Leeuwen, *Prog. Part. Nucl. Phys.* **66**, 41 (2011), [arXiv:1002.2206](https://arxiv.org/abs/1002.2206) [hep-ph].
- [47] J. W. Cronin, H. J. Frisch, M. J. Shochet, J. P. Boymond, P. A. Piroué, and R. L. Sumner, *Phys. Rev. D* **11**, 3105 (1975).
- [48] J. Ashman *et al.* (European Muon Collaboration), *Z. Phys. C* **52**, 1 (1991).
- [49] M. R. Adams *et al.* (E665 Collaboration), *Phys. Rev. Lett.* **74**, 5198 (1995), [Erratum: *Phys.Rev.Lett.* 80, 2020–2021 (1998)].
- [50] S. J. Paul, S. Morán, M. Arratia, A. El Alaoui, H. Hakobyan, W. Brooks, *et al.* (CLAS Collaboration), *Phys. Rev. Lett.* **129**, 182501 (2022).
- [51] W. K. Brooks *et al.*, “Quark propagation and hadron formation,” [https://www.jlab.org/exp\\_prog/proposals/10/PR12-06-117.pdf](https://www.jlab.org/exp_prog/proposals/10/PR12-06-117.pdf) (2010), a CLAS Collaboration proposal.
- [52] M. Barabanov *et al.*, *Progress in Particle and Nuclear Physics*, 103835 (2021).
- [53] R. Abdul Khalek *et al.*, *Nucl. Phys. A* **1026**, 122447 (2022).