

Once more Diarization: Improving meeting transcription systems through segment-level speaker reassignment

Christoph Boeddeker, Tobias Cord-Landwehr, Reinhold Haeb-Umbach

Paderborn University, Germany

{boeddeker, cord, haeb}@upb.de

Abstract

Diarization is a crucial component in meeting transcription systems to ease the challenges of speech enhancement and attribute the transcriptions to the correct speaker. Particularly in the presence of overlapping or noisy speech, these systems have problems reliably assigning the correct speaker labels, leading to a significant amount of speaker confusion errors. We propose to add segment-level speaker reassignment to address this issue. By revisiting, after speech enhancement, the speaker attribution for each segment, speaker confusion errors from the initial diarization stage are significantly reduced. Through experiments across different system configurations and datasets, we further demonstrate the effectiveness and applicability in various domains. Our results show that segment-level speaker reassignment successfully rectifies at least 40% of speaker confusion word errors, highlighting its potential for enhancing diarization accuracy in meeting transcription systems.

Index Terms: diarization, meeting recognition, spectral clustering

1. Introduction

Meeting transcription systems aim to provide accurate recollections of natural conversations by answering the questions “Who?”, “What?”, and “When?”. These systems typically consist of components to perform diarization, signal enhancement, and Automatic Speech Recognition (ASR). The best processing order of these three tasks is, however, unclear. On the one hand, many signal enhancement approaches benefit from an accurate initial diarization stage (e.g. Guided Source Separation (GSS) [1] or SpeakerBeam [2, 3]) to determine whether overlapping speech is present and which speakers are active in a segment. At the same time, overlapping speech is a main error source of those “diarization-first” systems [4], so performing diarization on already enhanced and separated audio signals is significantly easier [5].

A traditional approach to diarization is based on clustering as described in [6]. It consists of first cutting the arbitrarily long input into segments, followed by speaker embedding extraction from each segment, and then clustering the embeddings. While many improvements of this generic architecture have been proposed over the years [7–10], one inherent design flaw is its inability to properly handle overlapping speech, where more than one speaker is active at a time. This issue has been alleviated to some degree [11, 12, 4], but not finally solved. With End-to-End Neural Diarization (EEND) [13], Fujita et al. proposed an alternative that conducts diarization with a single Neural Network (NN), that is naturally able to handle overlapping speech. Here it turned out, that, while it works well in a local context, it is suffering on long recordings and has difficulties re-identifying

a speaker who has been silent for some time [14]. To compensate for these deficiencies, other, hybrid systems either combine a local EEND system with clustering-based diarization [15, 16] or use clustering-based diarization to infer enrollment embeddings that can be used for neural Target-Speaker Voice Activity Detection (TS-VAD) [17] or personal VAD [18].

Many current meeting transcription systems use these hybrid diarization approaches as the first processing stage. Especially on real recordings, like CHiME-6 [19] and AMI [20], “diarization-first” approaches are predominantly used because the training of diarization systems on real long-form audio is straightforward. On the contrary, the training of a source separation stage on real long-form recordings is usually impossible because of unavailability of the training targets, the separated signals of the individual speakers in the mixture.

However, diarization-first systems have also issues, as mentioned earlier. While the boundaries of speech activity can be detected relatively accurately, the models are prone to confuse speakers. This is because the quality of the speaker embeddings computed from a segment can be poor. In [16] it was shown that the number of speaker confusions steadily grows with the number of active speakers, amounting to 35 % to 60 % of the total diarization errors, or 6 % to 17 % absolute for more than 4 active speakers. Compared to the tasks of speaker verification or speaker identification, where systems achieve error rates of 1 % to 4 % absolute, but for significantly higher numbers of possible speakers [21], this demonstrates a large potential for improvement. Furthermore, when set into the context of ASR, speaker confusions have a high impact on the Word Error Rate (WER). While missed or falsely detected speech at most result in errors for a single speaker, speaker confusions result in word errors for two speakers: deletions for one and insertions for the other speaker, even for an otherwise perfect transcription.

In this work, we propose an additional Segment-Level Speaker Reassignment (SLR)¹ component to address this issue. It extends the classical meeting transcription pipeline, as visualized in Fig. 1. It takes the enhanced signals within the segment boundaries of the initial diarization stage and computes speaker embeddings from them. Then, these embeddings are clustered to assign new speaker labels to each segment. Despite its simplicity, it results in a significant reduction of speaker assignment errors compared to the initial diarization. This is because the signals had been cleaned up and separated by the intermediate enhancement stage. To increase the robustness of clustering, we also modify Spectral Clustering (SC) to account for the noisiness of speaker embeddings extracted from short segments. To underscore the efficacy of our proposed concept, we illustrate its versatility across diverse scenarios and systems.

¹https://github.com/fgnt/speaker_reassignment

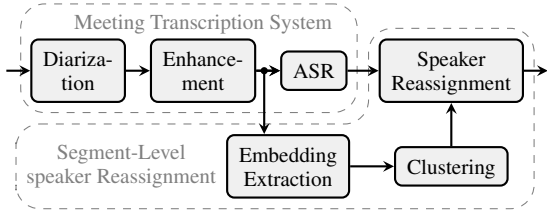


Figure 1: Overview of a meeting transcription pipeline and its extension with the proposed SLR. The audio segments after enhancement are input to the embedding extraction, and the ASR output is then reassigned to match the new speaker identities.

2. Segment-level speaker reassignment

The structure of the Segment-Level Speaker Reassignment (SLR) is based on the clustering-based diarization pipeline [8, 9], which consists of a segmentation, an embedding extraction, and a clustering stage. For the SLR, the segments are directly obtained from the speech enhancement stage of a meeting transcription system as indicated in Figure 1. Then, a speaker embedding extractor, e.g. a x-vector [22] or d-vector [10] system, is used to extract a speaker embedding e_i for each segment i in a meeting. These embeddings are then clustered, e.g. with SC or k-means, to group the segments that belong to the same speaker, and each segment is then assigned its new speaker label, as illustrated in Fig. 2.

2.1. Spectral Clustering

Spectral clustering is widely used in clustering-based diarization systems. It employs an adjacency matrix to derive new feature vectors, usually with reduced dimensionality compared to the original ones. To achieve this, the process involves computing the (normalized) Laplacian matrix, whose eigenvectors are then used to derive the new features. Subsequently, another clustering algorithm is applied to these new features. While k-means could be used, in this work the algorithm from [23], also referred to as “discretize” in sklearn [24], is utilized.

2.1.1. Adjacency matrix

The adjacency or similarity matrix $\mathbf{A} \in \mathbb{R}^{S \times S}$ with the entries $A_{i,j}$ for $i, j \in \{1, \dots, S\}$ consists of similarity scores (here: cosine similarities) between the i 'th and j 'th segment

$$A_{i,j} = \begin{cases} \frac{|\mathbf{e}_i^T \mathbf{e}_j|}{\|\mathbf{e}_i\| \|\mathbf{e}_j\|} & \text{if } i \neq j \\ 0 & \text{otherwise} \end{cases} \quad (1)$$

where \mathbf{e}_i is an embedding for the i 'th segment. Note, that the diagonal entries are zero and not the self-similarity (i.e. one).

2.1.2. Normalized Laplacian matrix

To obtain the normalized graph Laplacian matrix we use the normalization proposed in [25]. The diagonal entries of the degree matrix $D_{i,i}$ are the sum of the row or column of the adjacency matrix

$$D_{i,i} = \sum_m A_{m,i} = \sum_m A_{i,m} \quad (2)$$

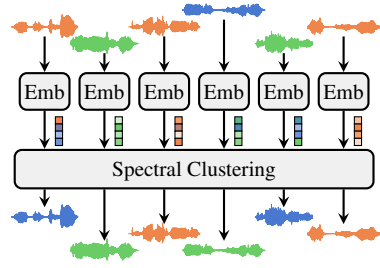


Figure 2: Segment-Level Speaker Reassignment (SLR)

The entries $L_{i,j}$ of the normalized Laplacian matrix \mathbf{L} can then be calculated with

$$L_{i,j} = \begin{cases} -\frac{A_{i,j}}{\sqrt{D_{i,i}} \sqrt{D_{j,j}}} & \text{if } i \neq j \\ 1 & \text{otherwise} \end{cases} \quad (3)$$

2.1.3. Feature transformation & clustering

The H eigenvectors, that belong to the H smallest eigenvalues, $\mathbf{v}_h \in \mathbb{R}^S$, $h \in \{1, \dots, H\}$, with the entries $v_{h,i}$ are calculated from the normalized Laplacian matrix \mathbf{L} . Those entries $v_{h,i}$ of the eigenvectors are stacked and interpreted as features

$$\mathbf{f}_i = [v_{1,i}, \dots, v_{H,i}]^T \in \mathbb{R}^H \quad (4)$$

for the i 'th datapoint, i.e. each eigenvector contributes only one value to each feature vector \mathbf{f}_i . Next, as mentioned earlier, the “discretize” clustering is used to obtain K clusters. We used the default number of features from sklearn: $H = K$.

2.2. Attenuated Adjacency matrix

A known issue of speaker embeddings is that their quality degrades with decreasing segment size, from which the embedding is computed [26]. To account for this, we propose to attenuate entries in the adjacency matrix that stem from short segments

$$\tilde{A}_{i,j} = A_{i,j} \cdot c_{i,j}. \quad (5)$$

Here, entries of the adjacency matrix $A_{i,j}$ are attenuated by a factor $c_{i,j}$ that is computed based on the duration of the longer one of the two audio segments i and j . In this way, short segments cannot exhibit high similarities to each other, while still allowing for high similarities to long audio segments of the same speaker. This prevents the accidental forming of clusters that only consist of short segments and enforces higher connectivity to long segments, thus accounting for the reliability of the speaker embeddings.

Here, we consider two approaches, a step-wise attenuation

$$c_{i,j} = \begin{cases} 1 & \text{if } 8 \leq \max(T_i, T_j) \\ \alpha^1 & \text{if } 4 \leq \max(T_i, T_j) < 8 \\ \alpha^2 & \text{if } 2 \leq \max(T_i, T_j) < 4 \\ \alpha^3 & \text{if } 1 \leq \max(T_i, T_j) < 2 \\ \alpha^4 & \text{if } \max(T_i, T_j) < 1, \end{cases} \quad (6)$$

where $0 \leq \alpha \leq 1$, and a polynomial attenuation

$$c_{i,j} = \begin{cases} \left(\frac{\max(T_i, T_j)}{8} \right)^\beta & \text{if } \max(T_i, T_j) \leq 8 \\ 1 & \text{otherwise,} \end{cases} \quad (7)$$

where $\beta \geq 0$ and T_i is the duration in seconds of a segment.

3. Experiments

To demonstrate the effectiveness of the SLR as postprocessing for meeting transcription pipelines, we evaluate it on different system configurations and datasets. As datasets, we use CHiME-6 [19], DiPCo [27], and LibriCSS [28]. While CHiME-6 and DiPCo are considered challenging data sets, where current systems still exhibit high WERs, LibriCSS is a comparatively easy data set, where the currently best WER is at 3.22% [29]. For the meeting recognition systems, we choose pipelines with different diarization approaches (clustering-based diarization with and without EEND, and TS-VAD-style diarization).

As a metric, we employ the concatenated minimum-permutation Word Error Rate (cpWER), which is computed as follows. Transcriptions from the same speaker are concatenated for both the reference and the estimation. As the permutation between reference and estimated transcription is unknown, the permutation that obtains the lowest WER is used. We use this metric instead of the Diarization Error Rate (DER) because the cpWER also considers the content of the enhanced audio segments and considers speaker confusions for simultaneously active speakers as errors, contrary to the DER. To have a lower bound for the SLR, we calculate an oracle assignment, where the speaker label for each segment is chosen such that the cpWER is minimal, similarly as in [30].

3.1. System configurations

For CHiME-6 and DiPCo, we trained the CHiME-7 DASR baseline [31], a multi-channel system with EEND coupled with clustering-based diarization, followed by GSS and an ESPnet ASR model.

On LibriCSS, three different model configurations were investigated. The first system is a clustering-based diarization, where the embedding extractor is trained to yield frame-wise embeddings that allow to identify the active speakers even in regions of speech overlap. Those embeddings are clustered using a von-Mises-Fischer Mixture Model (vMFMM) [4]. Then, GSS is applied on the diarization output, followed by the NeMo ASR engine [32]². The last two configurations are a single-channel and multi-channel Target-Speaker Separation (TS-SEP) [30] system, an extension of TS-VAD that estimates speaker activity with time-frequency resolution instead of just time resolution. For the multi-channel configuration of TS-SEP, GSS is additionally applied and source extraction is achieved by beamforming, whereas the single-channel configuration estimates the enhanced signal by mask multiplication. Both configurations use the same ASR model from ESPnet [33]³.

Overall, the proposed SLR is evaluated with a total of five different model configurations, consisting of three databases, three diarization, and two different speech enhancement approaches.

3.2. Model details

The speaker embeddings are extracted using a ResNet34-based d-vector system from [34], trained on VoxCeleb [21] augmented with MUSAN [35] and simulated room impulse responses. The same embedding extractor is applied to all investigated data sets without any fine-tuning on CHiME-6, DiPCo or LibriCSS.

²https://huggingface.co/nvidia/stt_en_fastconformer_transducer_xxlarge

³https://huggingface.co/espnet/simpleoier_librispeech_asr_train_asr_conformer7_wavlm_large_raw_en_bpe5000_sp

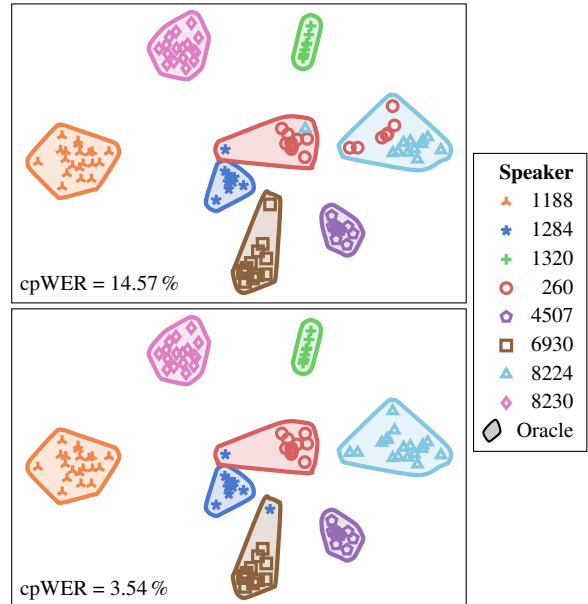


Figure 3: *tSNE* plot of the segment-level speaker embeddings for a LibriCSS example (session2, OV40) enhanced by TS-SEP before (upper figure) and after applying Segment-Level Speaker Reassignment (SLR) (lower figure). Many assignment errors have been fixed resulting in a decrease in cpWER from 14.57% to 3.54%. The best possible assignment (oracle) results in a cpWER of 3.39% on this session.

We employ two different clustering techniques, k-means++ [36] and SC, the latter in its original form ($\alpha = 1, \beta = 0$) and with the modifications detailed in Section 2.2. When employing k-means++ clustering, the embeddings are normalized to unit length. Both approaches (k-means++ and SC) require the number of speakers as input parameter. It is taken from the preceding initial diarization stage.

In [37] a related SLR method is proposed, to which we compare in the following. It relies on prototype availability and computes the distance between prototypes and embeddings acquired from the segments. Instead of relying solely on distances, they employ a sticky approach, whereby a segment’s label is altered only if the best distance surpasses all others by a margin. In contrast, our method does not rely on prototypes and disregards the labels of the initial diarization stage.

3.3. Results

Table 1 summarizes the experimental results. Here, it can be seen that especially for the model configurations that achieve already a good WER (last two columns), SLR is very effective (compare first results row with third and fourth). Figure 3 shows an example of the speaker assignment before (upper part) and after (lower part) application of the SLR. The example is from a LibriCSS session, and the initial diarization has been obtained by multi-channel TS-SEP. One can clearly see that the cluster purity has improved. The reason for this improvement is the enhancement stage between the two diarization blocks. It leads to separated and cleaned-up signals, easing the task of the subsequent diarization.

The system configurations without TS-SEP do not profit from a simple clustering due to two main reasons: First, the

Table 1: *cpWER* before and after Segment-Level Speaker Reassignment (SLR) for the different system configurations. Oracle denotes the best possible segment-level assignment that minimizes the *cpWER*. Results marked with * are from a re-implementation of [37].

Segment-level diarization	Attenuation		CHiME-6	DiPCo	LibriCSS		
	α	β	CHiME-7 DASR Baseline	CHiME-7 DASR Baseline	vMFMM + GSS	TS-SEP + GSS	Single ch TS-SEP
None	–	–	62.25	58.16	12.62	5.36	7.81
[37]	–	–	59.82	57.03	11.68*	5.08*	7.62*
k-means++	–	–	62.50	61.10	14.77	3.45	6.94
SC	1	0	63.74	62.49	13.85	3.67	6.80
SC: Step-wise attenuation	0.25	0	56.67	52.81	10.72	3.51	6.45
	0.1	0	56.37	52.70	11.12	4.08	7.04
	0	0	56.42	52.49	15.36	6.27	8.91
SC: Polynomial attenuation	1	1	57.80	55.17	10.55	3.49	6.42
	1	2	57.67	53.77	10.66	3.48	6.51
	1	4	56.71	53.11	10.83	3.50	6.43
	1	8	56.39	52.82	12.13	3.88	6.75
	1	16	56.37	52.70	12.40	4.25	7.40
Oracle	–	–	51.08	45.76	9.92	3.27	5.81

higher oracle *cpWER*s indicate a lower audio quality in the audio segments, which complicates the clustering. Secondly, the models also output shorter audio segments. Especially due to the second point, ordinary clustering tends to combine multiple short embeddings that, due to their short length, are very noisy. In this case, the speaker reassignment combines segments with allegedly high similarity, because the noisy embeddings pretend that the segments are similar.

To fix this second issue and to improve the robustness of the segment-level clustering, we used an attenuated adjacency matrix, where the similarity value between short segments is decreased either with a step-wise (Eq. (6)) or a polynomial function (Eq. (7)), as described in Section 2.2. Both have one hyperparameter and to distinguish between them, we use $\alpha \in [0, 1]$ and $\beta \geq 0$ for the step-wise and polynomial functions, respectively. When $\alpha = 1$ or $\beta = 0$, the attenuation is one, and the approach reverts to plain spectral clustering. With $\alpha = 0$, all similarities between short segments (of which the longer one is shorter than 8 s) are set to zero.

On CHiME-6 and DiPCo it is beneficial to attenuate similarities between short segments and even setting them to zero ($\alpha = 0$) worked. This can be explained, by the fact, that both have long recordings and each speaker has enough segments that are longer than 8 seconds, which is not the case for LibriCSS. A less aggressive attenuation again significantly improves the results on LibriCSS for the vMFMM, while also providing a benefit for TS-SEP.

To get a better impression of the gain of the SLR, the relative transcription error rate increase caused by speaker confusions w.r.t. *cpWER* is shown in Fig. 4 for the different system configurations and the mean across all systems. We defined this error measure as follows: 0 means the best possible assignment in terms of *cpWER* is obtained, while 1 means there was no improvement in *cpWER* compared to skipping the SLR. Any value in-between is the percentage of increase in *cpWER* from the oracle result to the one without speaker reassignment. Note that with $\alpha = 0.25$ or $\beta = 4$ it is possible to detect and fix at least 40 % of segment-level speaker confusion independent of the scenario.

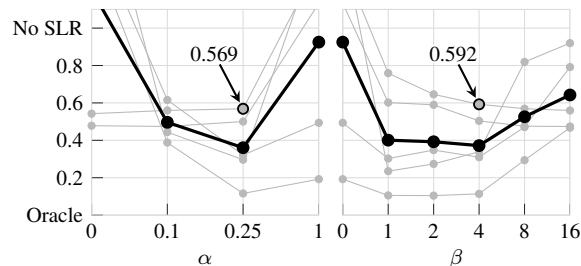


Figure 4: Remaining relative transcription errors caused by speaker confusions w.r.t. *cpWER* when using SLR. No SLR denotes the starting performance, Oracle the best possible assignment. Light gray lines show the performance of the five systems of Table 1, the thick black line displays their mean.

4. Conclusions

In this work, we proposed Segment-Level Speaker Reassignment (SLR) as a post-processing step for meeting transcription systems. We also proposed a modification of the adjacency matrix of SC to deemphasize the impact of noisy embedding vectors. Our experiments show a notable reduction in speaker confusion errors, with improvements of at least 40 % in *cpWER* observed across a diverse set of experiments. Notably, our proposed approach is effective for both high and low error-rate meeting transcription systems. In one instance, on the LibriCSS dataset, our method reduced the WER from 5.36 % to 3.45 %, approaching the performance of the best possible speaker assignment, which is at 3.27 %.

Open Source: The code for the SLR is available on GitHub: https://github.com/fgnt/speaker_reassignment

5. Acknowledgements

Christoph Boeddeker was funded by Deutsche Forschungsgemeinschaft (DFG), project no. 448568305. Computational resources were provided by BMBF/NHR/PC2.

6. References

- [1] C. Boeddeker, J. Heitkaemper, J. Schmalenstroerer, L. Drude, J. Heymann, and R. Haeb-Umbach, "Front-end processing for the CHiME-5 dinner party scenario," in *Proc. CHiME-5 Workshop*, 2018.
- [2] K. Žmolíková, M. Delcroix, K. Kinoshita, T. Higuchi, A. Ogawa, and T. Nakatani, "Speaker-aware neural network based beamformer for speaker extraction in speech mixtures," in *Proc. ISCA Interspeech*, 2017, pp. 2655–2659.
- [3] M. Delcroix, K. Zmolikova, T. Ochiai, K. Kinoshita, and T. Nakatani, "Speaker activity driven neural speech extraction," in *Proc. IEEE ICASSP*, 2021, pp. 6099–6103.
- [4] T. Cord-Landwehr, C. Boeddeker, C. Zorilá, R. Doddipatla, and R. Haeb-Umbach, "Geodesic interpolation of frame-wise speaker embeddings for the diarization of meeting scenarios," in *Proc. IEEE ICASSP*, 2024, pp. 11 886–11 890.
- [5] T. von Neumann, C. Boeddeker, T. Cord-Landwehr, M. Delcroix, and R. Haeb-Umbach, "Meeting recognition with continuous speech separation and transcription-supported diarization," *arXiv preprint arXiv:2309.16482*, 2023.
- [6] S. E. Tranter and D. A. Reynolds, "An overview of automatic speaker diarization systems," *IEEE TASLP*, vol. 14, no. 5, pp. 1557–1565, 2006.
- [7] S. Shum, N. Dehak, E. Chuangsuwanich, D. Reynolds, and J. Glass, "Exploiting intra-conversation variability for speaker diarization," in *Twelfth Annual Conference of the International Speech Communication Association*, 2011.
- [8] G. Sell and D. Garcia-Romero, "Speaker diarization with PLDA i-vector scoring and unsupervised calibration," in *Proc. IEEE SLT*, 2014, pp. 413–417.
- [9] D. Garcia-Romero, D. Snyder, G. Sell, D. Povey, and A. McCree, "Speaker diarization using deep neural network embeddings," in *Proc. IEEE ICASSP*, 2017, pp. 4930–4934.
- [10] Q. Wang, C. Downey, L. Wan, P. A. Mansfield, and I. L. Moreno, "Speaker diarization with LSTM," in *Proc. IEEE ICASSP*, 2018, pp. 5239–5243.
- [11] D. Raj, Z. Huang, and S. Khudanpur, "Multi-class spectral clustering with overlaps for speaker diarization," in *Proc. IEEE SLT*, 2021, pp. 582–589.
- [12] Y. Kwon, H.-S. Heo, J.-w. Jung, Y. J. Kim, B.-J. Lee, and J. S. Chung, "Multi-scale speaker embedding-based graph attention networks for speaker diarisation," in *Proc. IEEE ICASSP*, 2022, pp. 8367–8371.
- [13] Y. Fujita, N. Kanda, S. Horiguchi, K. Nagamatsu, and S. Watanabe, "End-to-end neural speaker diarization with permutation-free objectives," in *Proc. ISCA Interspeech*, 2019, pp. 4300–4304.
- [14] S. Horiguchi, Y. Fujita, S. Watanabe, Y. Xue, and K. Nagamatsu, "End-to-End Speaker Diarization for an Unknown Number of Speakers with Encoder-Decoder Based Attractors," in *Proc. ISCA Interspeech*, 2020, pp. 269–273.
- [15] H. Bredin, R. Yin, J. M. Coria, G. Gelly, P. Korshunov, M. Lavechin, D. Fustes, H. Titeux, W. Bouaziz, and M.-P. Gill, "Pyannote. audio: neural building blocks for speaker diarization," in *Proc. IEEE ICASSP*, 2020, pp. 7124–7128.
- [16] K. Kinoshita, M. Delcroix, and T. Iwata, "Tight integration of neural-and clustering-based diarization through deep unfolding of infinite gaussian mixture model," in *Proc. IEEE ICASSP*, 2022, pp. 8382–8386.
- [17] I. Medennikov, M. Korenevsky, T. Prisyach, Y. Khokhlov, M. Korenevskaya, I. Sorokin, T. Timofeeva, A. Mitrofanov, A. Andrusenko, I. Podluzhny, A. Laptsev, and A. Romanenko, "Target-speaker voice activity detection: A novel approach for multi-speaker diarization in a dinner party scenario," in *Proc. ISCA Interspeech*, 2020, pp. 274–278.
- [18] S. Ding, Q. Wang, S.-Y. Chang, L. Wan, and I.-L. Moreno, "Personal VAD: Speaker-conditioned voice activity detection," in *Proc. Odyssey The Speaker and Language Recognition Workshop*, 2020, pp. 433–439.
- [19] S. Watanabe, M. Mandel, J. Barker, E. Vincent, A. Arora, X. Chang, S. Khudanpur, V. Manohar, D. Povey, D. Raj, D. Snyder, A. S. Subramanian, J. Trmal, B. B. Yair, C. Boeddeker, Z. Ni, Y. Fujita, S. Horiguchi, N. Kanda, T. Yoshioka, and N. Ryant, "CHiME-6 challenge: Tackling multispeaker speech recognition for unsegmented recordings," in *Proc. CHiME-6 Workshop*, 2020.
- [20] J. Carletta, S. Ashby, S. Bourban, M. Flynn, M. Guillemot, T. Hain, J. Kadlec, V. Karaiskos, W. Kraaij, M. Kronenthal *et al.*, "The AMI meeting corpus: A pre-announcement," in *International workshop on machine learning for multimodal interaction*. Springer, 2005, pp. 28–39.
- [21] A. Nagrani, J. S. Chung, W. Xie, and A. Zisserman, "Voxceleb: Large-scale speaker verification in the wild," *Computer Speech & Language*, vol. 60, p. 101027, 2020.
- [22] D. Snyder, D. Garcia-Romero, G. Sell, D. Povey, and S. Khudanpur, "X-vectors: Robust dnn embeddings for speaker recognition," in *Proc. IEEE ICASSP*, 2018, pp. 5329–5333.
- [23] S. X. Yu and J. Shi, "Multiclass spectral clustering," in *Proc. ICCV*, 2003, pp. 313–319.
- [24] F. Pedregosa, G. Varoquaux, A. Gramfort, V. Michel, B. Thirion, O. Grisel, M. Blondel, P. Prettenhofer, R. Weiss, V. Dubourg, J. Vanderplas, A. Passos, D. Cournapeau, M. Brucher, M. Perrot, and E. Duchesnay, "Scikit-learn: Machine learning in Python," *Journal of Machine Learning Research*, vol. 12, pp. 2825–2830, 2011.
- [25] J. Shi and J. Malik, "Normalized cuts and image segmentation," *IEEE Transactions on Pattern Analysis and Machine Intelligence*, vol. 22, no. 8, pp. 888–905, 2000.
- [26] T. Zhou, Y. Zhao, and J. Wu, "Resnext and res2net structures for speaker verification," in *Proc. IEEE SLT*, 2021, pp. 301–307.
- [27] M. V. Segbroeck, A. Zaid, K. Kutsenko, C. Huerta, T. Nguyen, X. Luo, B. Hoffmeister, J. Trmal, M. Omologo, and R. Maas, "DiPCo — Dinner Party Corpus," in *Proc. ISCA Interspeech*, 2020, pp. 434–436.
- [28] Z. Chen, T. Yoshioka, L. Lu, T. Zhou, Z. Meng, Y. Luo, J. Wu, X. Xiao, and J. Li, "Continuous speech separation: Dataset and analysis," in *Proc. IEEE ICASSP*, 2020, pp. 7284–7288.
- [29] H. Taherian and D. Wang, "Multi-channel conversational speaker separation via neural diarization," *IEEE/ACM TASLP*, vol. 32, pp. 2467–2476, 2024.
- [30] C. Boeddeker, A. S. Subramanian, G. Wichern, R. Haeb-Umbach, and J. Le Roux, "TS-SEP: Joint diarization and separation conditioned on estimated speaker embeddings," *IEEE/ACM TASLP*, vol. 32, pp. 1185–1197, 2024.
- [31] S. Cornell, M. Wiesner, S. Watanabe, D. Raj, X. Chang, P. Garcia, Y. Masuyama, Z.-Q. Wang, S. Squartini, and S. Khudanpur, "The CHiME-7 DASR challenge: Distant meeting transcription with multiple devices in diverse scenarios," *arXiv preprint arXiv:2306.13734*, 2023.
- [32] D. Rekes, N. R. Koluguri, S. Krizan, S. Majumdar, V. Noroozi, H. Huang, O. Hrinchuk, K. Puvvada, A. Kumar, J. Balam *et al.*, "Fast conformer with linearly scalable attention for efficient speech recognition," in *Proc. IEEE ASRU*. IEEE, 2023, pp. 1–8.
- [33] X. Chang, T. Maekaku, Y. Fujita, and S. Watanabe, "End-to-end integration of speech recognition, speech enhancement, and self-supervised learning representation," in *Proc. ISCA Interspeech*, 2022, pp. 3819–3823.
- [34] T. Cord-Landwehr, C. Boeddeker, C. Zorilá, R. Doddipatla, and R. Haeb-Umbach, "Frame-wise and overlap-robust speaker embeddings for meeting diarization," in *Proc. IEEE ICASSP*, 2023.
- [35] D. Snyder, G. Chen, and D. Povey, "Musan: A music, speech, and noise corpus," *arXiv preprint arXiv:1510.08484*, 2015.
- [36] D. Arthur, S. Vassilvitskii *et al.*, "k-means++: The advantages of careful seeding," in *Soda*, vol. 7, 2007, pp. 1027–1035.
- [37] C. Boeddeker, T. Cord-Landwehr, T. von Neumann, and R. Haeb-Umbach, "Multi-stage diarization refinement for the CHiME-7 DASR scenario," in *Proc. CHiME*, 2023, pp. 51–56.