

Holographic image features of an AdS black hole in Einstein-power-Yang-Mills gravity

Xiao-Xiong Zeng,^{a*} Xin-Yun Hu,^{b†} Ke-Jian He^{c‡}

^a*Department of Mechanics, Chongqing Jiaotong University, Chongqing 400074, China*

^b*College of Economic and Management, Chongqing Jiaotong University, Chongqing 400074, China*

^c*Department of Physics, College of Computer Science and Electronic Information Engineering, Chongqing Technology and Business University, Chongqing, 400067, China*

Abstract

By utilizing the AdS/CFT correspondence, we investigate the holographic image of an AdS black hole in Einstein-power-Yang-Mills gravity. The AdS boundary hosts a Gaussian oscillation source, which induces a lensed response on the opposite side of the boundary during propagation through bulk spacetime. The optical system assists observers at the north pole to continuously capture holographic images that show an axisymmetric bright ring known as the Einstein ring. As the observation position shifted, the bright ring gradually transformed into a luminous arc and eventually transitioned into a light point. Simultaneously, we examine the impact of variations in relevant physical quantity on the ring, and present the corresponding brightness curve. The results indicate that as the temperature T and nonlinear Yang Mills charge parameter q increase, the ring radius also increases, while an increase in the chemical potential u leads to a decrease. However, the peak brightness curve of the ring invariably decreases as the values of T , u , and q increase, albeit to varying degrees. Upon comparing the outcomes of geometric optics, it can be observed that the position of the ring in holography images is consistent with that of the photon sphere.

*E-mail: xxzengphysics@163.com

†E-mail: huxinyun@126.com

‡E-mail: kjhe94@163.com(Corresponding author)

1 Introduction

The General Relativity (GR) theory is widely recognized as the dominant gravitational theory because it has been extensively validated through numerous observations [1]. The predictions of GR suggest that black holes, immensely compact celestial objects in our universe, have garnered significant attention from physicists. Recently, the Event Horizon Telescope Collaboration (EHT) has revealed unprecedented images of the black hole situated at the core of radio galaxy M87* [2–7] and the Milky Way’s center Sagittarius A* [8–13], providing compelling evidence for the existence of black holes. One of the most remarkable characteristics exhibited by these images is the presence of a dark region within a luminous ring structure, known as the photon ring and shadow of the black hole, respectively. The strong gravitational effect exerted by the black hole causes the deflection of light in its vicinity, resulting in the formation of a shadow that provides valuable insights into the geometry of spacetime. The study of black hole shadows not only uncovers the fundamental characteristics of black holes, but also serves as a robust tool for constraining various gravitational models [14–29].

It is well known that the $(D + 1)$ -dimensional gravity theory in Anti-de Sitter (AdS) can be associated with the D -dimensional Conformal field theory (CFT) due to the AdS/CFT correspondence (Anti-de Sitter spacetime/Conformal field theory), which is also known as holography theory [30–32]. As a pioneering endeavor, Hashimoto et al. constructed holographic images of the Schwarzschild AdS black hole in the bulk using a given response function of Quantum field theory (QFT) on the boundary within the framework of AdS/CFT duality [33, 34]. The results indicate the presence of a distinct circular structure in two-dimensional spherical thermal holographic images, namely, the Einstein ring. Considering that real quantum materials are typically engineered with a finite chemical potential [35], Liu et al. investigated the holographic image of a charged AdS black hole, where the complex scalar field serves as a probing wave in the bulk spacetime. They observed that the radius of ring remained unaffected by changes in the chemical potential, while it exhibited a distinct dependence on the temperature of the boundary system. Then, the study of a black hole that is dual to a superconductor was also conducted in [36], where the electric current of the superconductor under localized time-periodic external electromagnetic field was considered. They also acquired images that depict the discontinuous changes in the size of the photon ring. Moreover, the investigation into holographic imaging of black holes has been expanded to encompass various gravitational frameworks [37–45].

In recent years, there has been a significant surge of interest in gravitational theories that incorporate non-linearity in the Maxwell fields. The discovery of the nonsingular nature of black hole solutions in nonlinear electrodynamics opens up a new perspective on the physics of black holes [46]. Among them, the class of black hole solutions in power Maxwell invariant theory is derived, where the Lagrangian density is given by $(F_{\mu\nu}F^{\mu\nu})^q$ and q represents an arbitrary rational number [47]. Considering the Yang-Mills (YM) fields as an exception to the black hole no-hair theorem in both GR [48] and conformal gravity [49, 50], more investigations have been conducted on nonlinear models involving the coupling of nonabelian YM fields with gravity in the realm of GR [51]. As mentioned in [51], there exists a black hole solution sourced by the power of YM invariant, i.e., $(F_{\mu\nu}^{(a)}F^{(a)\mu\nu})^q$, where $F_{\mu\nu}^{(a)}$

represents the YM field with its internal index ranging in $1 \leq a \leq \frac{(D-1)(D-2)}{2}$. It can be observed that such solutions successfully recover the D -dimensional Einstein-Yang-Mills (EYM) black holes in AdS spacetime for the case of power exponent is taken as $q = 1$ [52, 53]. The study of black hole properties within the framework of Einstein-power-Yang-Mills (EPYM) gravity has revealed novel and intriguing phenomena, including van der Waals phase transitions and critical behavior [54, 55], Joule-Thomson expansion [56, 57], as well as quasinormal mode and optical properties of the black hole [58].

Motivated by the aforementioned research, it is justified to construct holographic images of a black hole within the framework of EPYM gravity. Fundamentally, the photon sphere exhibits variations contingent upon the specific bulk dual geometry, thereby inducing alterations of corresponding holographic response. Therefore, we are tempted to investigate the behavior of the lensed response for the black hole in EPYM gravity and construct holographic images, so as to study the potential impacts of the relevant physical quantities on the resulting holographic images. As an essential reference, the alteration of the power exponent q will evidently impact the geometric structure of spacetime. Our concern lies in whether this alteration will be applied to the holographic image and how it will change the features of images. On the other hand, in the background of EPYM gravity, there is a modification to the chemical potential of the boundary system. We delve deeper into investigating whether the chemical potential has distinct implications for holographic images when compared to those arising from the charged black hole in [35]. This could potentially serve as an effective means to differentiate between these two gravitational models.

The remainder of the present paper is outlined as follows. In Section 2, we present a holographic construction of the Einstein ring for an AdS black hole, where the scalar field serves as a probing wave in the bulk spacetime. In Section 3, we provide a holographic setup of an AdS black hole under EPYM gravity and extract its corresponding lensed response function for analysis. In Section 4, we investigate the formation of Einstein rings within our theoretical analysis by using an optical system composed of a convex lens and spherical screen. Furthermore, we not only present the brightness curve of the resulting ring but also conduct a comparative analysis with the ring obtained through optical approximation. The last section is devoted to the conclusion.

2 Construction of holographic images

Due to the phenomenon of gravitational lensing, the emitted light from a distant galaxy can undergo distortion and manifest as an arc or multiple separate images when it passes through an intermediate galaxy along the line of sight. In cases where two galaxies are perfectly aligned, the distorted light forms a ring-shaped structure that surrounds the foreground galaxy, commonly known as an Einstein ring. The Einstein ring serves as one of the most compelling manifestations of GR in the cosmos, providing a unique opportunity to investigate colossal galaxies. If the intermediate galaxy were to be substituted with a black hole, the resulting observed image would inherently yield an abundance of valuable insights regarding the characteristics and properties of the black hole. From this perspective, Hashimoto et al. constructed a holographic Einstein ring of the black hole in Schwarzschild-AdS₄ spacetime (Sch-AdS₄) based on the AdS/CFT correspondence. In [33, 34], the QFT is considered on $R_t \times S^2$ and an external source is introduced on S^2 , where the external source is mapped to the

boundary condition of the bulk field. The probe wave is emitted from the source located on the AdS boundary, diffracted by the black hole as it traverses through the spacetime of the black hole, and ultimately reaches another point on the AdS boundary, resulting in a lensed response. The asymptotic data of the bulk field corresponds to the response function in relation to an external source, and based on this response function, holographic images of an AdS black hole can be constructed. Consequently, they discovered a correspondence between the resultant Einstein ring and the size of the black hole photon sphere determined through geometric optics calculations.

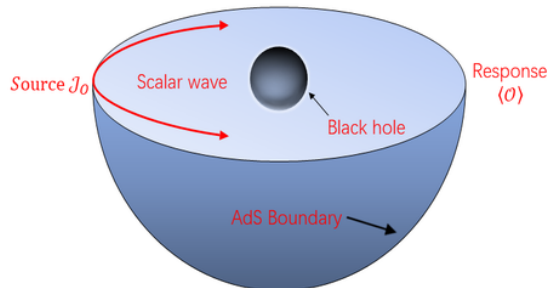


Figure 1: A monochromatic Gaussian source is located at a point on the AdS boundary, and its response is observed at another point on the same boundary.

In this study, we employ this concept to the $(2 + 1)$ -dimensional boundary CFT on a 2-sphere S^2 at the finite temperature and chemical potential. We consider placing a time-periodic localized Gaussian source with frequency $\hat{\omega}$ on one side of the AdS boundary, as illustrated in Fig. 1. The $(2+1)$ -dimensional boundary CFT on the 2-sphere S^2 is dual to a black hole in the global AdS₄ spacetime, or a massless bulk scalar field in this spacetime. Motivated by the boundary conditions imposed by the time period, the scalar wave generated by the source can be injected into the bulk from the AdS boundary and propagated within the spacetime of a black hole in the bulk. The selected Gaussian source, when chosen as an axially symmetric monochromatic oscillating Gaussian source and localized at the south pole of the AdS boundary $\theta = \pi$, can be expressed as

$$J_{\mathcal{O}}(\chi_e, \theta) = e^{-i\hat{\omega}\chi_e} \mathcal{H}(\theta), \quad (1)$$

where

$$\mathcal{H}(\theta) = \frac{1}{2\pi\sigma^2} \exp\left[-\frac{(\pi - \theta)^2}{2\sigma^2}\right]. \quad (2)$$

In which, χ_e and θ represent coordinates, σ is the width of the scalar wave. In the case of $\sigma \ll 1$, the negligible value of the Gaussian tail allows for the decomposition of the Gaussian function into scalar spherical harmonics, that is

$$\mathcal{H}(\theta) \simeq \sum_{\zeta=0}^{\infty} C_{\zeta 0} Y_{\zeta 0}(\theta). \quad (3)$$

The corresponding coefficients $C_{\zeta 0}$ of the spherical harmonics $Y_{\zeta 0}$ is

$$C_{\zeta 0} \equiv (-1)^\zeta \sqrt{\frac{\zeta + \frac{1}{2}}{2\pi}} \exp \left[-\frac{1}{2} \left(\zeta + \frac{1}{2} \right)^2 \sigma^2 \right], \quad (4)$$

where ζ denotes the magnetic quantum number.

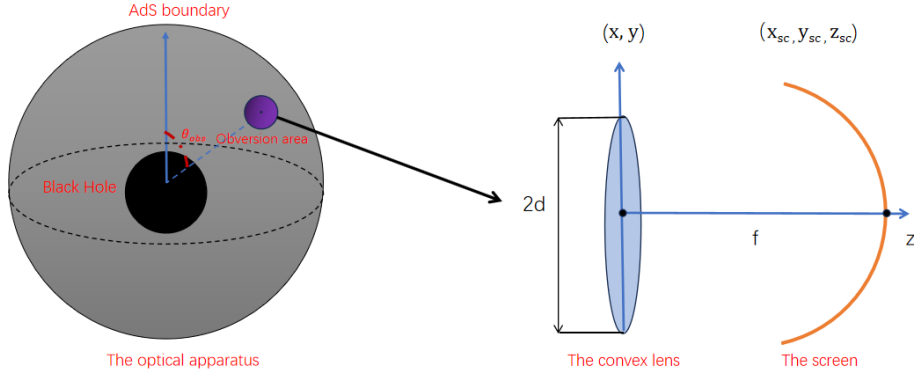


Figure 2: The schematic diagram illustrates the construction of the black hole image using the response function, with the observation area indicated by the purple region on the AdS boundary.

The probe wave undergoes diffraction by the black hole as it propagates within the bulk, resulting in its arrival at other points on the AdS boundary and leading to the corresponding response function $\langle \mathcal{O}(x) \rangle$. The lensed response is crucial as it encapsulates valuable information regarding the spacetime geometry within the bulk. However, obtaining the response function on the AdS boundary is just one of the prerequisites; achieving imaging of the dual black hole also requires a virtual optical system in three-dimensional flat space, which consists of a convex lens and a spherical screen, see the right side of Fig. 2. The response function within the local range on the boundary, specifically indicated by the purple circle in the left part of Fig. 2, is extracted and subsequently examined using the imaging system. During the process of transforming the response function $\langle \mathcal{O}(x) \rangle$ into an image of a black hole on the screen $\Psi_{sc}(\hat{x}_{sc})$, satisfying [33, 34]

$$\Psi_{sc}(\hat{x}_{sc}) = \int_{|\hat{x}| < d} d^2x \langle \mathcal{O}(\hat{x}) \rangle e^{-\frac{i\hat{\omega}}{f} \hat{x} \cdot \hat{x}_{sc}}. \quad (5)$$

where $\hat{x} = (x, y, z)$ is the Cartesian-like coordinate on the boundary S^2 , while $\hat{x}_{sc} = (x_{sc}, y_{sc}, z_{sc})$ is on the screen. Actually, Eq.(5) corresponds to the Fourier transform of the response function within a specific local range. In the particular imaging system, the convex lens can be regarded as a converter that effectively transforms the plane wave into spherical wave and projects it onto a curved screen. The observer is positioned at the central point of the observation area, denoted as $(\theta, \varphi) = (\theta_{obs}, 0)$.

Subsequently, we adjust the position of convex lens on the three-dimensional flat space to achieve $(x_{cl}, y_{cl}) = (x, y, 0)$. The response function obtained from the observation area is projected as a planar wave onto a thin lens (referred to as the incident wave $\Psi_{iw}(\hat{x})$), which is then transformed by the thin lens into a spherical wave (referred to as the outgoing wave $\Psi_{ow}(\hat{x})$) and converges at the focal located at $z = f$. According to the wave optics, the transformation relationship is

$$\Psi_{ow}(\hat{x}) = e^{-i\hat{\omega}\frac{|\hat{x}|^2}{2f}} \Psi_{iw}(\hat{x}), \quad (6)$$

In principle, what we require is an ultra-thin convex lens with a radius d and focal length f that satisfy the condition of $f \gg d$. Then, the spherical screen is located at $(x, y, z) = (x_{sc}, y_{sc}, z_{sc})$, where $x_{sc}^2 + y_{sc}^2 + z_{sc}^2 = f^2$. The wave equation after projecting the outgoing wave $\Psi_{ow}(\hat{x})$ onto the screen is recorded as

$$\Psi_{sc}(\hat{x}_{sc}) = \int_{|\hat{x}| \leq d} d^2x \Psi_{ow}(\hat{x}) e^{-i\hat{\omega}\mathcal{N}}, \quad (7)$$

where \mathcal{N} is the distance from the lens point $(x, y, 0)$ to the screen point (x_{sc}, y_{sc}, z_{sc}) . By combining Eq.(6) and Eq.(7), one can obtain that

$$\Psi_{sc}(\hat{x}_{sc}) = \int_{|\hat{x}| \leq d} d^2x \Psi_{ow}(\hat{x}) e^{-i\hat{\omega}\mathcal{N}} \propto \int_{|\hat{x}| \leq d} d^2x \Psi_{iw}(\hat{x}) e^{-i\frac{\hat{\omega}}{f}\hat{x}\cdot\hat{x}_{sc}} = \int_{|\hat{x}| \leq d} d^2x \Psi_{iw}(\hat{x}) \mathcal{W}(\hat{x}) e^{-i\frac{\hat{\omega}}{f}\hat{x}\cdot\hat{x}_{sc}}, \quad (8)$$

in which $\mathcal{W}(\hat{x})$ stands for the window function, that is

$$\mathcal{W}(\hat{x}) \equiv \begin{cases} 1, & 0 < |\hat{x}| \leq d, \\ 0, & |\hat{x}| > d. \end{cases} \quad (9)$$

As demonstrated by Eq.(8), the wave observed on the screen can be associated with the incident wave through the application of Fourier transform within a finite domain, i.e., the range of lens size. In essence, there is a direct correlation between the image of the black hole on the screen and the response function.

3 Construction the holographic image of an AdS black hole

3.1 The AdS black hole solution in Einstein-power-Yang-Mills gravity

Initially, we commence with the D -dimensional action for EPYM gravity that incorporates a non-vanishing cosmological constant. Such action is given by [51]

$$I = \frac{1}{2} \int d^Dx \sqrt{-g} \left(\mathcal{R} - \frac{(D-2)(D-1)\Lambda}{3} - \mathcal{F}^q \right), \quad (10)$$

in which \mathcal{R} represents the Ricci Scalar, q is a real parameter that introduces non-linearities. The term of \mathcal{F} denotes the YM invariant, written as

$$\mathcal{F} = \mathbf{T}_r(F_{\lambda\eta}^{(a)} F^{(a)\lambda\eta}), \quad (11)$$

and

$$\mathbf{T}_r(\cdot) = \sum_{a=1}^{(D-2)(D-1)/2} (\cdot). \quad (12)$$

And, the YM field is [59]

$$\mathcal{F}_{\lambda\eta}^{(a)} = \partial_\mu A_\nu^{(a)} - \partial_\nu A_\mu^{(a)} + \frac{1}{2\eta} C_{(b)(c)}^{(a)} A_\mu^{(b)} A_\nu^{(c)}, \quad (13)$$

where $C_{(b)(c)}^{(a)}$ stands for the structure constants of $[\frac{(D-2)(D-1)}{2}]$ - parameter Lie group G . Furthermore, η represents an arbitrary coupling constant, and $A_\mu^{(a)}$ denotes the $SO(D-1)$ gauge group YM potentials, which are described by the Wu-Yang ansatz [60, 61]. The field equations are obtained by varying the action with respect to the spacetime metric $g_{\mu\nu}$, which are

$$G^\mu{}_\nu + \frac{(D-2)(D-1)}{6} \Lambda \delta^\mu{}_\nu = T^\mu{}_\nu, \quad (14)$$

and

$$T^\mu{}_\nu = -\frac{1}{2}(\delta^\mu{}_\nu \mathcal{F}^q - 4q \mathbf{T}_r(F_{\nu\lambda}^{(a)} F^{(a)\mu\lambda}) \mathcal{F}^{q-1}), \quad (15)$$

where $G_{\mu\nu}$ is the Einstein tensor. The variation of the gauge potentials $A^{(a)}$ leads to the YM equation, expressed as

$$\mathbf{d}(\star \mathbf{F}^{(a)} \mathcal{F}^{q-1}) + \frac{1}{\eta} C_{(b)(c)}^{(a)} \mathcal{F}^{q-1} \mathbf{A}^{(b)} \wedge \star \mathbf{F}^{(c)} = 0. \quad (16)$$

Here, $\mathbf{F}^{(a)} = \frac{1}{2} F_{\mu\nu}^{(a)} dx^\mu \wedge dx^\nu$, $\mathbf{A}^{(b)} = A_\mu^{(b)} dx^\mu$, and \star stands for the duality. The metric ansatz for D -dimensional spherically symmetric line element is chosen as

$$ds^2 = -N(r)dt^2 + \frac{1}{N(r)}dr^2 + r^2 d\Omega_{D-2}^2, \quad (17)$$

where $d\Omega_{D-2}^2$ is the line element associated with unit $D-2$ sphere. Depending on the dimensions D and values of q , various black hole solutions can arise from the action given in Eq. (10). Considering the condition that the power exponent $q \neq \frac{(D-1)}{4}$, the metric function $N(r)$ of D -dimensional EPYM black hole with cosmological constant can be provided by [59]

$$N(r) = 1 - \frac{2M}{r^{D-3}} - \frac{\Lambda r^2}{3} + \frac{[(D-3)(D-2)Q_{YM}^2]^q}{(D-2)(4q-D+1)r^{4q-2}}, \quad (18)$$

The parameter M represents an integral constant that corresponds to the mass of the black hole, and Q_{YM} denotes a charge parameter which is linked to YM fields. In the AdS spacetime, the cosmological constant denoted as

$$\Lambda = -\frac{(D-1)(D-2)}{2l^2}, \quad (19)$$

where l is the radius of AdS spacetime. The focus of our study lies in the four-dimensional spacetime, i.e., $D = 4$, the metric function in Eq. (18) can be expressed as follows,

$$N(r) = 1 - \frac{2M}{r} + \frac{r^2}{l^2} + \frac{(2Q_{YM}^2)^q}{2(4q-3)r^{4q-2}}. \quad (20)$$

It is imperative for the power parameter q to possess a positive value $q > 0$ in order to ensure the fulfillment of the Weak Energy Condition (WEC) of the PYM term [51]. And, the bound limit range of q is constrained to $\frac{3}{4} < q < \frac{3}{2}$, thereby satisfying certain energy conditions, including the causality condition. In case of $q = 1$, the aforementioned black hole solutions can be simplified into Einstein-Yang-Mills black holes [52, 53]. In this work, we consider two regions for the value of q , namely $\frac{3}{4} < q < 1$ and $1 < q < \frac{3}{2}$, in order to investigate whether other relevant physical quantities have the same impact on the holographic image under these two values of q . The event horizon of the black hole is located at r_+ , which corresponds to the largest positive real root of $N(r) = 0$, and we can derive the expression of the mass of the black hole in terms of the event horizon radius, that is

$$M = \frac{1}{2}r_+ \left(1 + \frac{r_+^2}{l^2} + \frac{2^{q-1}Q_{YM}^{2q}}{(4q-3)r_+^{4q-2}} \right). \quad (21)$$

3.2 The holographic setup of an AdS black hole in Einstein-power-Yang-Mills gravity

Now, we are embarking on constructing a holographic model for an AdS black hole in EPYM gravity. To introduce an affine parameter ξ , such that $\xi = 1/r$, thereby we can get $N(r) = \frac{1}{\xi^2}N(\xi)$, and the metric Eq. (17) in the new coordinate $(t, \xi, \theta, \varphi)$ is substituted with

$$ds^2 = \frac{1}{\xi^2} \left[-N(\xi)dt^2 + \frac{1}{N(\xi)}d\xi^2 + d\Omega^2 \right]. \quad (22)$$

In this equation, $d\Omega^2 = d\theta^2 + \sin^2\theta d\varphi^2$, and $N(\xi)$ is expressed as

$$N(\xi) = 1 + \frac{1}{l^2\xi^2} - \frac{\xi}{l^2\xi_+^3} - \frac{\xi}{\xi_+} + \frac{2^{q-1} \left[\xi \left(\frac{1}{\xi_+} \right)^{3-4q} (Q_{YM}^2)^q - \left(\frac{1}{\xi} \right)^{2-4q} (Q_{YM}^2)^q \right]}{3-4q}, \quad (23)$$

where $\xi_+ = \frac{1}{r_+}$ denotes the location of black hole event horizon. The temperature of the boundary system is given by the Hawking temperature, which is

$$T = \frac{\xi_+}{4\pi} + \frac{3}{4\pi\xi_+l^2} - \frac{2^{q-1}(Q_{YM}^2)^q}{4\pi} \xi_+^{4q-1}. \quad (24)$$

The complex scalar field Φ is considered as probe field within the system, and its dynamics can be effectively described by the Klein-Gordon equation [35], that is

$$\mathcal{D}_\kappa \mathcal{D}^\kappa \Phi - \mathbb{M}^2 \Phi = 0, \quad (25)$$

in which $\mathcal{D}_\kappa = \nabla_\kappa - ieA_\kappa$, and e represents the electric charge of the complex scalar field Φ . The utilization of Eddington coordinates enables a more efficient resolution of the Klein-Gordon equation, that is

$$\chi_e \equiv t + \xi_* = t - \int \frac{1}{N(\xi)} d\xi. \quad (26)$$

Then, the metric equation is rewritten in smooth form as

$$ds^2 = \frac{1}{\xi^2} [-N(\xi)d\chi_e^2 - 2d\chi_e d\xi + d\Omega^2]. \quad (27)$$

For the sake of clarity, we will set $\mathbb{M} = -2$ and $e = 1$ in the subsequent analysis. The asymptotic behavior of the complex scalar field near the AdS boundary can be defined as

$$\Phi(\chi_e, \xi, \theta, \varphi) = \mathcal{J}_\mathcal{O}(\chi_e, \theta, \varphi)\xi_+ + \langle \mathcal{O} \rangle \xi_+^2 + O(\xi^3). \quad (28)$$

The terms $\mathcal{J}_\mathcal{O}$ and $\langle \mathcal{O} \rangle$ are the independent functions of boundary coordinates $(\chi_e, \theta, \varphi)$ in accordance with the AdS/CFT dictionary. In addition, $\mathcal{J}_\mathcal{O}$ is regarded as the primary source for the boundary field theory and its corresponding expectation value of the dual operator, i.e., the response function, is determined by

$$\langle \mathcal{O} \rangle_{\mathcal{J}_\mathcal{O}} = \langle \mathcal{O} \rangle - (\partial_{\chi_e} - iu)\mathcal{J}_\mathcal{O}. \quad (29)$$

Here, the chemical potential u of the boundary system is given by $u = e^{\frac{2^{q-1}q(Q_{\text{YM}}^2)^q}{(4q-3)Q_{\text{YM}}}\xi_+^{4q-3}}$ under holography. Additionally, the term $\langle \mathcal{O} \rangle$ represents the expectation value of the dual operator when the source is turned off. In the symmetry of the spacetime background, considering the source provided by Eq. (1), we can obtain the bulk solution, denoted as

$$\Phi(\chi_e, \xi, \theta, \varphi) = e^{-i\hat{\omega}\chi_e} \sum_{\zeta=0}^{\infty} C_{\zeta 0} \xi Z_\zeta(\xi) Y_{\zeta 0}(\theta). \quad (30)$$

The term Z_ζ satisfies the equation of motion, that is

$$\xi^2 N(\xi) Z_\zeta'' + \xi^2 [N'(\xi) + 2i(\hat{\omega} - eA)] Z_\zeta' + [(2 - 2N(\xi)) + \xi N'(\xi) - \xi^2 \zeta(\zeta + 1) - ie\xi^2 A'] Z_\zeta = 0, \quad (31)$$

in which $N'(\xi) = \partial_\xi N(\xi)$. Near the AdS boundary, the asymptotic behaviour of the Z_ζ is expressed as

$$Z_\zeta = 1 + \langle \mathcal{O} \rangle_\zeta \xi + O(\xi^2). \quad (32)$$

Then, the relevant response function $\langle \mathcal{O} \rangle_{\mathcal{J}_\mathcal{O}}$ is derived, which is

$$\langle \mathcal{O} \rangle_{\mathcal{J}_\mathcal{O}} = e^{-i\hat{\omega}\chi_e} \sum_{\zeta=0}^{\infty} C_{\zeta 0} \langle \mathcal{O} \rangle_{\mathcal{J}_\mathcal{O}\zeta} Y_{\zeta 0}(\theta), \quad (33)$$

where

$$\langle \mathcal{O} \rangle_{\mathcal{J}_O \zeta} = \langle \mathcal{O} \rangle_{\zeta} + i\bar{\omega}, \quad (34)$$

and $\bar{\omega}$ is represented as $\bar{\omega} = \hat{\omega} + u$. The extraction of the $\langle \mathcal{O} \rangle_{\zeta}$, which corresponds to solving Eq.(31), is crucial for obtaining the total response function $\langle \mathcal{O} \rangle_{\mathcal{J}_O}$. The radial equation Eq.(31) can be effectively solved by considering two crucial boundary conditions, **i**) the AdS boundary $Z_{\zeta}(0) = 1$; **ii**) the regular boundary conditions imposed on the event horizon of the black hole $\xi = \xi_+$. Based on this premise, we use the pseudo-spectral method to obtain the numerical solution of Z_{ζ} and derive $\langle \mathcal{O} \rangle_{\zeta}$ [33, 34]. Taking into account the parameters associated with source and spacetime structure, specifically the frequency of Gaussian source $\hat{\omega}$ and the power exponent q , the typical profile of the total response function $\langle \mathcal{O} \rangle_{\mathcal{J}_O}$ is depicted in Fig. 3 and 4. It has been demonstrated that the interference pattern indeed arises from the diffraction of the probe scalar field by the black hole in the bulk spacetime. In Fig. 3, it can be observed that the amplitude of the total response function exhibits an increasing trend with the increasing values of q , while keeping other involved parameters at specific values such as $Q_{YM} = 0.5, \xi_+ = 0.5$ and $\hat{\omega} = 80$. When other parameters are fixed at $Q_{YM} = 0.5, \xi_+ = 0.5$, and $q = 7/8$, an increase in frequency $\hat{\omega}$ leads to a significant reduction in the amplitude of the total response function, and the period of oscillation is shortened, see Fig. 4.

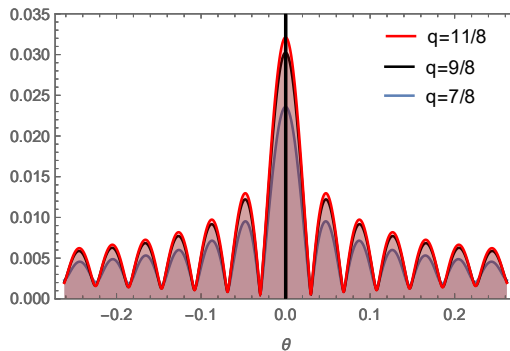


Figure 3: The absolute amplitude of the total response function $\langle \mathcal{O} \rangle_{\mathcal{J}_O}$ for different power parameter q with $Q_{YM} = 0.5, \xi_+ = 0.5$ and $\hat{\omega} = 80$.

Subsequently, we also manipulate the temperature T and chemical potential u of the boundary system to elucidate the changes in behavior of the total response function. The oscillation period of the wave amplitude for different values of u is depicted in Fig. 5, with specific values selected for other involved parameters as $\xi_+ = 0.5, \hat{\omega} = 80$, and $q = 7/8$. One can observe a decreasing trend in the amplitude of the total response function as the values of u increase. In Fig. 6, the amplitude of the total response function exhibits significant temperature dependence when the involved parameters are taken as $Q_{YM} = 0.5, \hat{\omega} = 80$ and $q = 7/8$. At $T = 0.626$, the amplitude reaches a higher peak position, followed by a significant reduction at $T = 0.513$ and 0.439 , that is, the amplitude increases with the decrease of the temperature T . The behavioral patterns of the relation $|\langle \mathcal{O} \rangle_{\mathcal{J}_O}| - T$ and $|\langle \mathcal{O} \rangle_{\mathcal{J}_O}| - u$ exhibit certain similarities.

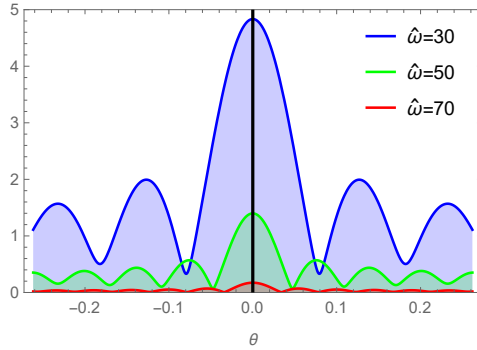


Figure 4: The absolute amplitude of the total response function $\langle \mathcal{O} \rangle_{\mathcal{J}\mathcal{O}}$ for different source frequency $\hat{\omega}$ with $Q_{YM} = 0.5$, $\xi_+ = 0.5$ and $q = 7/8$.

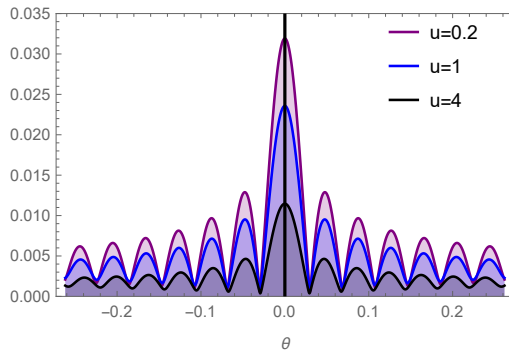


Figure 5: The absolute amplitude of the total response function $\langle \mathcal{O} \rangle_{\mathcal{J}\mathcal{O}}$ for different chemical potential u of the boundary system with $\xi_+ = 0.5$, $\hat{\omega} = 80$ and $q = 7/8$.

4 Holographic Einstein ring of black hole in Einstein-power-Yang-Mills gravity

As discussed previously, the response function encompasses a wealth of spacetime information. By utilizing Eq. (8) and the virtual optical system depicted in Fig. 2, we can acquire the profiles of the dual black hole in EPYM gravity projected onto the screen. The Gaussian source, located at the south pole of the AdS boundary, should be noted. By appropriately selecting specific parameter values, we conduct numerical simulations to accurately depict the profile images of black holes and their corresponding brightness curve in Fig. 7 to Fig. 14.

In Fig. 7, we examine the impact of varying the source frequency $\hat{\omega}$ on the characteristics of the holographic images observed from the north pole of the AdS boundary ($\theta_{obs} = 0$), while keeping other relevant parameters fixed at $Q_{YM} = 0.5$, $\xi_+ = 0.5$ and $q = 7/8$. The results demonstrate a distinct visibility of the striped pattern, revealing a series closed axisymmetric arrangement of concentric ring. Among them, there is consistently an exceptionally luminous ring, known as the holographic Einstein ring, which corresponds to the photon sphere region of the black hole in terms of geometric optics. The width of the ring decreases and becomes sharper as the value of $\hat{\omega}$ increases.

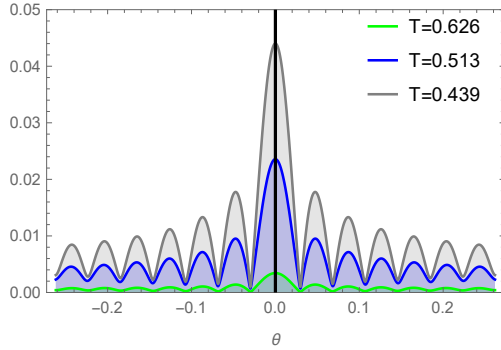


Figure 6: The absolute amplitude of the total response function $\langle \mathcal{O} \rangle_{\mathcal{J}_O}$ for different temperature T of the boundary system with $Q_{YM} = 0.5$, $\hat{\omega} = 80$ and $q = 7/8$.

The corresponding brightness curves of the lensed response on the screen are depicted in Fig. 8, where the y -axis and x -axis represent the intensity and position of brightness curves, respectively. It is evident that the location of the bright ring in Fig. 7 corresponds to where the maximum peak of the lensed response brightness curve occurs, and variations in frequency elicit changes in the location of the maximum peak. Specifically, the increase in frequency causes the location of the maximum peak to gradually move away from the center of the screen, that is, the radius of the bright ring increase, which is consistent with the result in Fig. 7. Furthermore, the increase in frequency consistently results in a progressively steeper brightness curve, which aligns with the enhanced image sharpness depicted in Fig. 7. From this perspective, the optical appearance of the Einstein image obtained through the geometric optics approximation is highly satisfactory in the high frequency limit.

We further study the effect of power exponent q on the holographic images of the dual black hole. Given the crucial significance of parameter q in spacetime geometry, we intend to explore the holographic images from various observation angles. In Fig. 9, the corresponding parameter value is set to $Q_{YM} = 0.5$, $\xi_+ = 0.5$, $\hat{\omega} = 80$, and the value of power exponent q is incrementally augmented. When the observation position is located at the north pole of the AdS boundary $\theta_{obs} = 0$, a series of axisymmetric concentric circles rings can still be discernible in the image. As parameter q increases, there is a slight increment in the radius of bright ring, causing its position to shift slightly away from the center of the image, as shown in the left column of Fig. 9. Upon repositioning the observation angle to $\theta_{obs} = \pi/4$, the axisymmetric bright ring dissipates and gives way to a prominent bright arc positioned on the left side of the image, as illustrated in the middle column of Fig. 9. Notably, a small and less bright arc also appears on the right side of the image, exhibiting a decrease in size and luminosity as q increases. When $q = 11/8$, the bright arc on the right side of the image essentially disappears. As the observation angle at $\theta_{obs} = \pi/2$, a solitary bright spot emerges solely on the left side of the image, and as parameter q increases, the position of this bright spot progressively shifts away from the image center. Under identical parameter settings, the brightness distribution curve of the holographic image at $\theta_{obs} = 0$ can be obtained, as illustrated in Fig. 10. It can be observed that as the parameter q increases, there is a slight shift in the position of the maximum peak of the brightness curve, gradually moving away from the center. In other words, an increase in the power exponent q

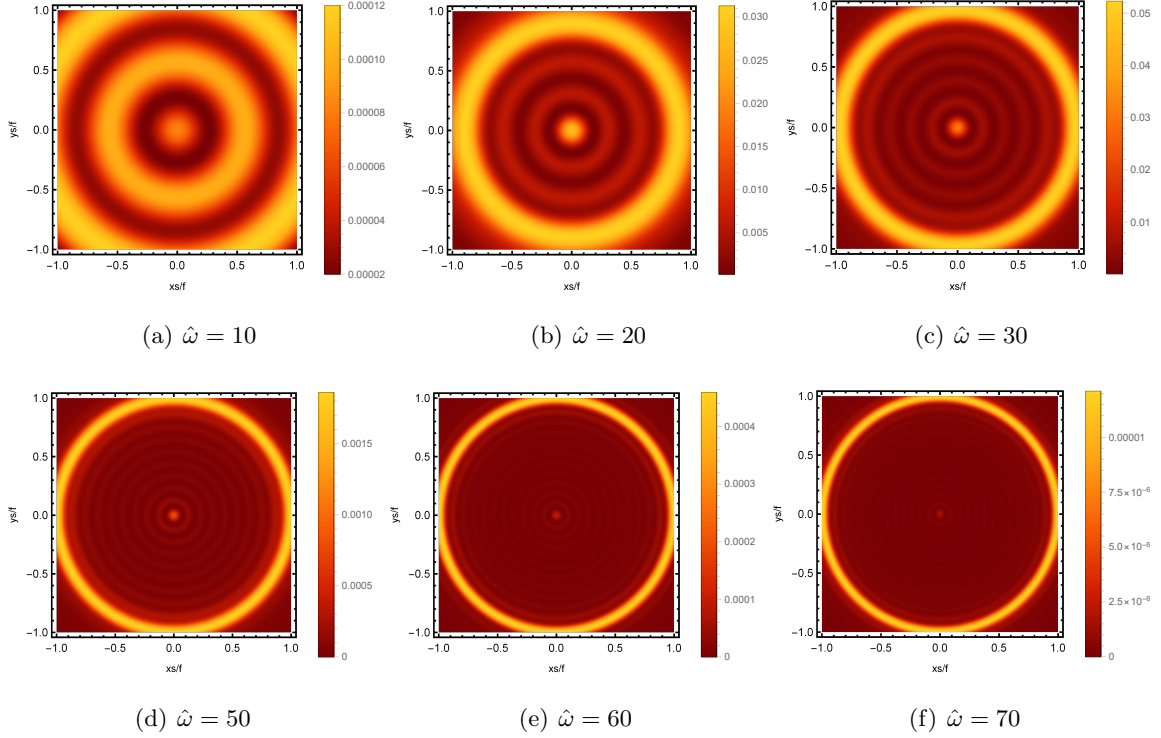


Figure 7: The images of the lensed response observed at the observation angle $\theta_{obs} = 0$ for different $\hat{\omega}$ with $Q_{YM} = 0.5$, $\xi_+ = 0.5$ and $q = 7/8$.

will result in an expansion of the radius of the holographic ring.

Subsequently, we are going to investigate the effect of the chemical potential u on the images of the lensed response. These images are observed under fixed values of relevant parameters such as $\theta_{obs} = 0$, $q = 7/8$ and $\hat{\omega} = 80$, are shown in Fig. 11. As the value of u increases from $u = 0.3$ to $u = 7$, the radius of the brightest ring exhibits a barely noticeable decrease, but abruptly diminishes like a precipice when $u = 0.9$. The same phenomenon is observed in the brightness curve of the lens response, which is shown in Fig. 12. It can be seen that as the chemical potential u increases, the peak position of the curve gradually approaches the central position, but this trend is not sufficiently pronounced, except for a notable displacement at $u = 0.9$. The resulting Einstein ring radius is obviously dependent on the chemical potential u , especially the case of higher chemical potential, which is different from the result [35]. This discrepancy arises due to the chemical potential of the boundary system is modified under the background of EPYM gravity, which naturally has a significant effect on the radius of the ring.

The variation of the image obtained at the north pole with different temperatures is plotted in Fig. 13, while keeping the other parameters fixed at $u = 1$, $\hat{\omega} = 80$, and $q = 7/8$. When the temperature is $T = 0.229$, 0.277 , 0.472 , and 0.730 , the corresponding values of the charge parameter Q_{YM} in the system are $Q = 0.2$, 0.5 , 0.8 , and 1.1 , respectively. As we can see, the radius of the formed bright ring has a visible increase as the temperature rises within the range of $T = 0.229$ to $T = 0.277$. In

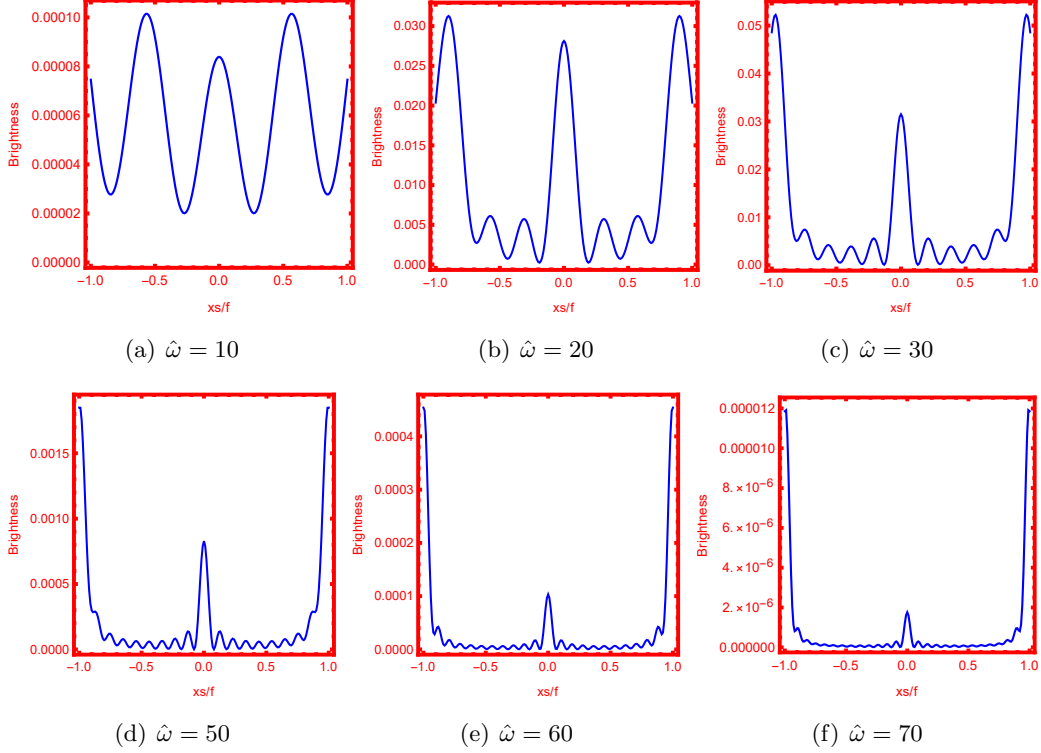


Figure 8: The brightness of the lensed response on the screen for different $\hat{\omega}$ with $Q_{YM} = 0.5$, $\xi_+ = 0.5$ and $q = 7/8$.

the temperature range of $T = 0.277$ to $T = 0.730$, although there is a certain increasing trend of the radius of ring, it is not significant. From the brightness curve of the lensed response in Fig. 14, it reveals a trend of increasing distance between the maximum peak of the curve and the center of the screen, aligning precisely with the alteration in bright ring radius. The temperature dependence of the radius of the Einstein ring is evident. Specifically, at low temperatures, the radius of the ring significantly increases with an increase in temperature, which aligns with the findings in [35].

Following [35], the relationship between the linear response function and the source can be characterized by the retarded Green function $\mathcal{G}(t, \theta, \varphi; t', \theta', \varphi')$, that is

$$\langle \mathcal{O} \rangle_{\mathcal{J}_\mathcal{O}} = \int_0^{2\pi} d\varphi' \int_0^\pi d\theta' \sin \theta' \mathcal{G}(t, \theta, \varphi; t', \theta', \varphi') \mathcal{J}_\mathcal{O}(t', \theta', \varphi') = \sum_{\zeta=0}^{\infty} e^{-i\hat{\omega}t} \mathcal{G}_{\zeta 0}(\hat{\omega}) C_{\zeta 0} Y_{\zeta 0}(\theta). \quad (35)$$

The retarded Green function \mathcal{G} for a weakly interacting QFT with the finite temperature or chemical potential can be read as

$$\mathcal{G}_{\zeta m}(\hat{\omega}) = \frac{1}{\hat{\omega}^2 - \zeta(\zeta + 1) - m_T^2}. \quad (36)$$

Here, m_T is the thermal mass and can be expressed as

$$m_T^2 = m^2 + \frac{\rho}{2} h(T, u), \quad (37)$$

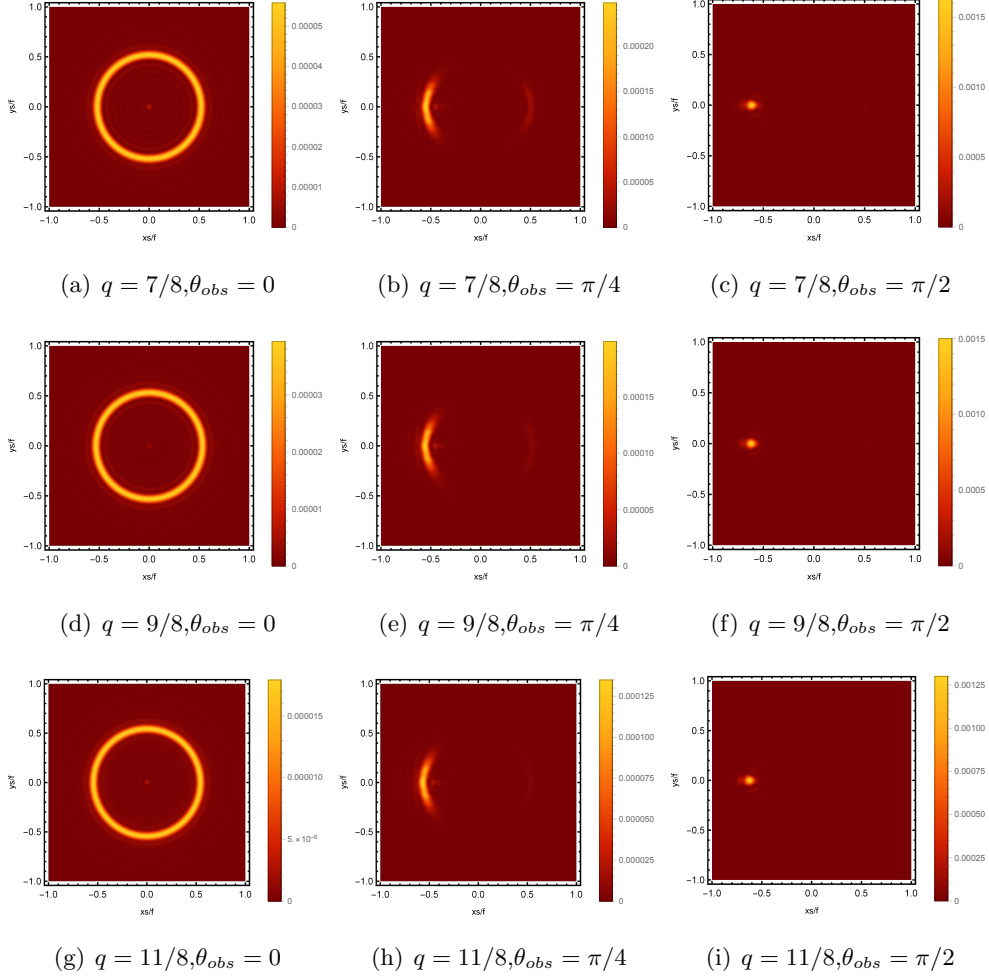


Figure 9: The images of the lensed response observed at various observation angles for different q with $Q_{YM} = 0.1$, $\xi_+ = 5$ and $\hat{\omega} = 80$.

where the correction term $h(T, u)$ is

$$h = \sum_{\zeta} \frac{1}{\hat{\omega}_{\zeta}} \left[\frac{1}{e^{\alpha(\hat{\omega}_{\zeta} + u)} - 1} + \frac{1}{e^{\alpha(\hat{\omega}_{\zeta} - u)} - 1} \right]. \quad (38)$$

The parameter α represents the inverse of temperature, given by $\alpha = \frac{1}{T}$, and $\hat{\omega}_{\zeta} = \sqrt{m^2 + \zeta(\zeta + 1)}$. The variation tendency of h allows us to qualitatively determine the response or ring radius, thus we present the h typical dependence on the temperature T and chemical potential u in Fig. 15.

As depicted in Fig. 15 (a), for a given chemical potential, an increase in the temperature T leads to an increase in the value of h , and the radius of the corresponding ring becomes larger. The value of h increases over a very small interval in the temperature range of $0 < T < 1$, indicating that the change in the radius of the ring within this temperature range will not be significant. These results are consistent with those shown in Fig. 13. From Fig. 15 (b), the variation of h exhibits negligible for the chemical potential $0 < u < 1$ in a low temperature T , which is consistent with that obtained

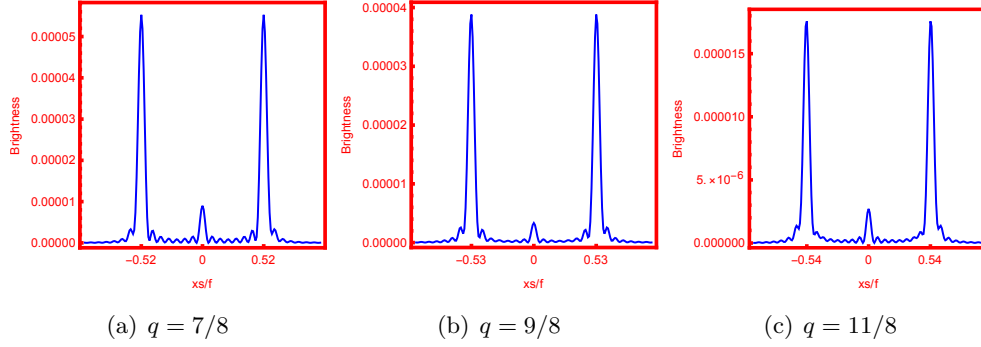


Figure 10: The brightness of the lensed response on the screen for different q with $\hat{\omega} = 80$, $Q_{YM} = 0.1$ and $\xi_+ = 5$.

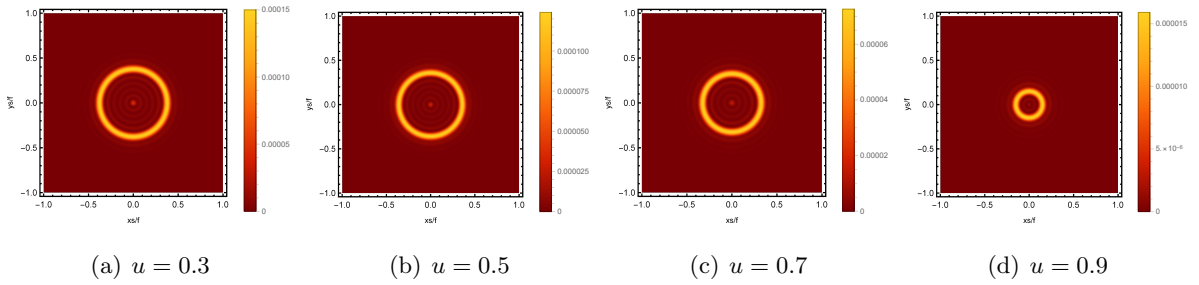


Figure 11: The images of the lensed response observed at the observation angle $\theta_{obs} = 0$ for different chemical potential u with a fixed temperature $T = 0.6$. Here $\hat{\omega} = 80$ and $q = 7/8$.

by Fig. 13. However, at a fixed temperature T , the value of h increases with larger u , indicating that the radius of the ring should correspondingly increase as well. This does not match the results shown in Fig. 11.

4.1 Comparison between holographic and optical results

Regarding the shadow image of a black hole, it is established that the luminous ring depicted in the image corresponds to the location of the photon sphere of the black hole. In order to delve deeper into the physical significance of the holographic Einstein ring, we will analyze the correlation between the bright ring in the image and the photon sphere surrounding a black hole from a geometric optics perspective. We can employ the Eikonal approximation as it transforms the Klein-Gordon equation into the form of Hamilton-Jacobi equation, denoted by

$$g^{\mu\nu}(\partial_\mu \mathcal{I} - eA_t)(\partial_\nu \mathcal{I} - eA_t) - \mathbb{M}^2 = 0, \quad (39)$$

where \mathcal{I} stands for the action. In the system (17), the above equation can be written as

$$-N(r)^{-1}(\partial_t \mathcal{I} - eA_t)^2 + N(r)\partial_r \mathcal{I}^2 + \frac{1}{r^2}\partial_\theta^2 + \frac{1}{r^2 \sin^2 \theta}\partial_\varphi^2 - \mathbb{M}^2 = 0. \quad (40)$$

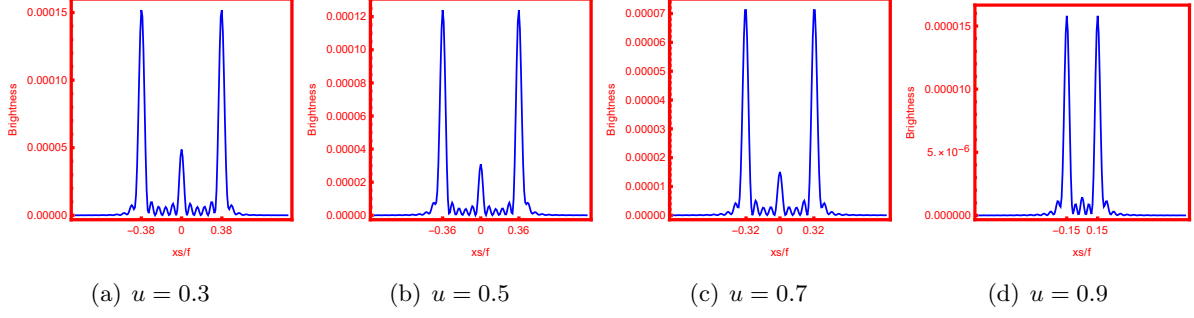


Figure 12: The brightness of the lensed response on the screen for different chemical potential u with a fixed temperature $T = 0.6$. Here $\hat{\omega} = 80$ and $q = 7/8$.

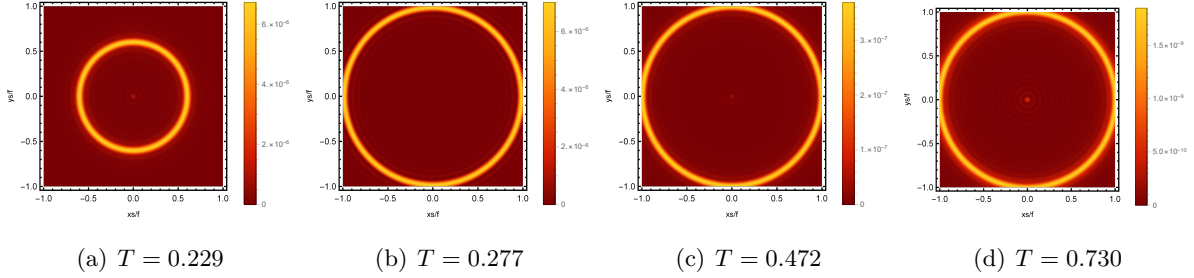


Figure 13: The images of the lensed response observed at the observation angle $\theta_{obs} = 0$ for different T with a fixed $u = 1$. Here, $\hat{\omega} = 80$, $q = 7/8$ and from (a) to (d), the charges correspond to $Q_{YM} = 0.2, 0.5, 0.8, 1.1$ respectively.

The spherically symmetric structures in Eq. (17) allow us to always position the photon orbits on the equatorial plane, simplifying the model without sacrificing generality, i.e., $\theta = \frac{\pi}{2}$ and $\dot{\theta} = 0$. In this spacetime, there exist two killing vector ω and L , enabling the expression of the action as

$$\mathcal{I}(t, r, \varphi) = -\omega t + L\varphi + \int N(r)^{-1} \sqrt{\mathcal{R}} dr, \quad (41)$$

and

$$\mathcal{R} = (\omega - eA_t)^2 - N(r) \left(\frac{L^2}{r^2} - 2 \right). \quad (42)$$

In which

$$\omega = -\frac{\partial \mathcal{I}}{\partial t}, \quad L = \frac{\partial \mathcal{I}}{\partial \varphi}, \quad \frac{\sqrt{\mathcal{R}}}{N(r)} = \frac{\partial \mathcal{I}}{\partial r}. \quad (43)$$

The term of ω and L denoted as the conserved energy and angular momentum, respectively. The path of photon propagation will be described by the aforementioned conditions. Then, the ingoing angle θ_{in} [35] with the normal vector of boundary $\mathbf{n}^\gamma = \frac{\partial}{\partial r^\gamma}$ is defined as

$$\cos \theta_{in} = \frac{g_{ij} \mathbf{u}^i \mathbf{n}^j}{|\mathbf{u}| |\mathbf{n}|} \Big|_{r=\infty} = \sqrt{\frac{\dot{r}^2 / N}{\dot{r}^2 / N + L^2 / r^2}} \Big|_{r=\infty}. \quad (44)$$

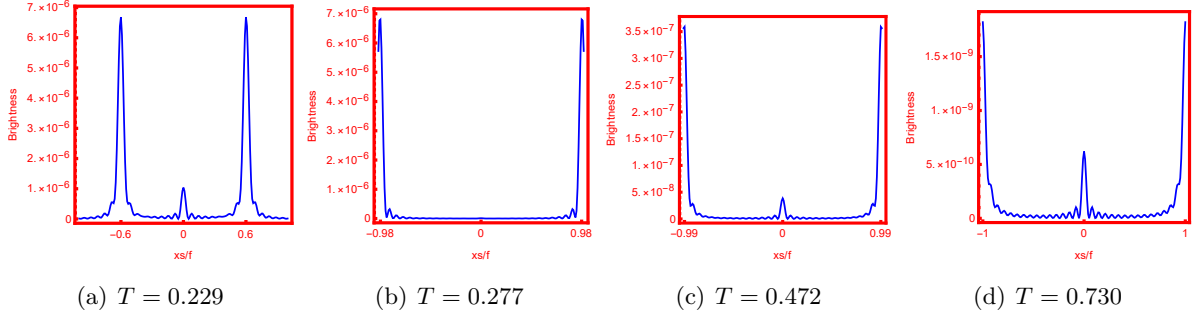


Figure 14: The brightness of the lensed response on the screen for different T with a fixed $u = 1$. Here, $\hat{\omega} = 80$, $q = 7/8$ and from (a) to (d), the charges correspond to $Q_{YM} = 0.2, 0.5, 0.8, 1.1$ respectively.

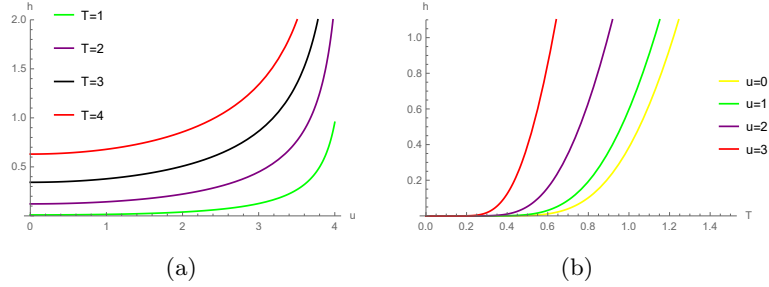


Figure 15: The dependence of $h(t, u)$ on the temperature and the chemical potential with $m^2 = -2$.

One can also get

$$\sin^2 \theta_{in}^2 = 1 - \cos^2 \theta_{in}^2 = \frac{L^2 N / r^2}{\dot{r}^2 + L^2 N / r^2} \Big|_{r=\infty} = \frac{L^2}{\omega^2}. \quad (45)$$

Hence, the ingoing angle θ_{in} of photon orbit from the boundary is thus determined as

$$\sin \theta_{in} = \frac{L}{\omega}. \quad (46)$$

The photons in close proximity to the photon sphere will orbit around the black hole one or more times, resulting in cumulative luminosity within this region. The photons that can be located in the vicinity of the photon sphere also applies to Eq. (46), and the corresponding diagram is shown in Fig. 16. Here, the angular momentum of these photons is denoted as L_S , and their light trajectory satisfies the following conditions

$$\mathcal{R} = 0, \quad \frac{d\mathcal{R}}{dr} = 0. \quad (47)$$

From the perspective of geometric optics, the angle θ_{in} represents the angular displacement of the incident ray's image from the zenith when an observer positioned on the AdS boundary gazes upwards into the AdS bulk. In a scenario where the entry and exit points of photon trajectories on the AdS boundary align precisely with the center point of the black hole, the radius of the ring image observed

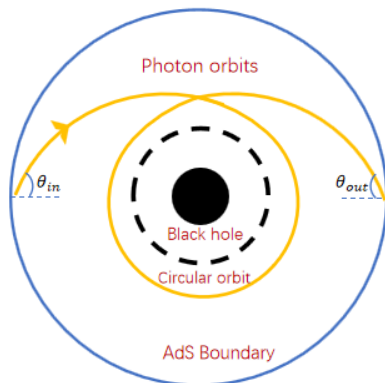


Figure 16: The ingoing angle and outgoing angle of the photon at the photon sphere.

by an observer corresponds to the incidence angle θ_{in} due to axial symmetry. And the Einstein ring is formed on the screen, as shown in Fig. 17, with the ring radius as

$$\sin \theta_R = \frac{r_R}{f}. \quad (48)$$

According to [33, 34], one can obtain $\sin \theta_R = \sin \theta_{in}$ for a sufficiently large ζ , which means that

$$\frac{r_R}{f} = \frac{L_S}{\omega}, \quad (49)$$

and the focal length f of the lens here determines the degree of magnification. Therefore, the radius of holographic ring is in accordance with the size of the photon ring. In essence, the incident angle of the photon and the angle of the photon ring both refer to the angle of the photon ring that the observer can observe, and they should be basically equivalent. Simultaneously, we will validate this relationship through numerical. In Fig. 18 and 19, the radius of the Einstein ring is depicted for different values of the parameter q , where r_R/f represents the ring radius as a function of temperature and chemical potential. It can be observed that the red data points consistently cluster around the blue curve, exhibiting values within a three percent margin of each other. The Einstein ring angle obtained in the holographic analysis is consistent with the ingoing angle derived from geometric optics, thus demonstrating a high level of agreement between the two approaches.

5 Conclusions and discussions

Gravitational lensing, a prevalent optical phenomenon in the universe, serves as a paramount research tool and pivotal means within astrophysics. It assumes a momentous role in cosmology encompassing dark matter, dark energy, large-scale gravity, and exoplanet detection. As one of the most vivid demonstrations of gravitational lensing, Einstein rings offer an abundance of valuable insights into the intricate fabric of spacetime. From this perspective, we employ wave optics to

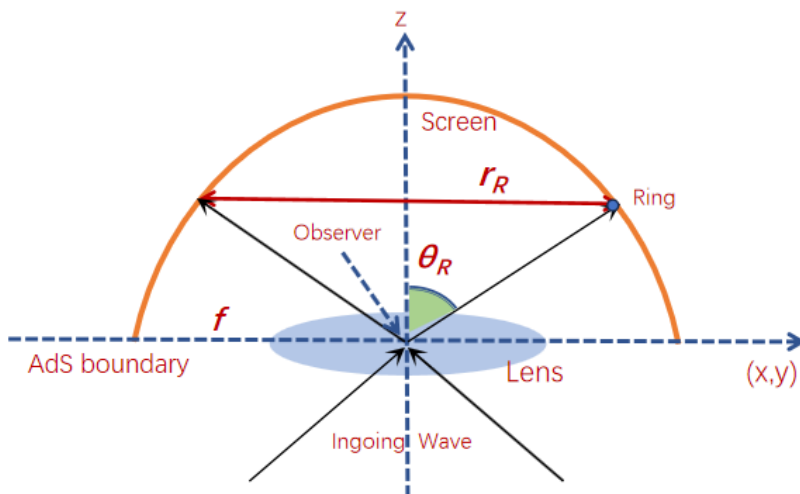


Figure 17: The relation between the θ_R and r_R .

investigate the holographic image of an AdS black hole within EPYM gravity framework. The AdS boundary is equipped with an oscillating Gaussian source, and the scalar wave emitted from this source propagates through the bulk spacetime, resulting in a corresponding lensed response on the opposite side of the boundary. The diffraction pattern of the total response function $\langle \mathcal{O} \rangle_{\mathcal{J}_O}$ is always present during scalar wave propagation through the black hole, as revealed by extracting the local response function at the boundary. It can be found that the amplitude of $\langle \mathcal{O} \rangle_{\mathcal{J}_O}$ exhibits a significant increase with the augmentation of the power exponent q . However, an opposite trend is observed as the source frequency $\hat{\omega}$, temperature T and chemical potential u increase.

By utilizing a virtual optical system consisting of a convex lens and a spherical screen (Note that this optical system is in neither the bulk spacetime nor the boundary), we are able to capture the holographic image of an AdS black hole in EPYM gravity. When the source is positioned at the south pole, the image obtained by observers at the north pole ($\theta_{obs} = 0$) appears as a bright axisymmetric ring, i.e., the holographic Einstein ring. The brightness curve of the response function is also provided, where the maximum peak on the curve corresponds to the position of the bright ring. The results indicate that the radius of the ring decreases as the chemical potential u of the boundary system increases. However, this decrease is relatively insignificant at low chemical potentials and becomes more pronounced as the chemical potential reaches higher values, which is different from the effect of chemical potential on ring radius in [35]. Due to the chemical potential of the boundary system is modified under the background of EPYM gravity, the impact of changes in chemical potential on the radius of the resulting ring is emphasized. The impact of boundary system temperature T variation on the ring is contrary to that of chemical potential, that is, the radius of the ring increases when the

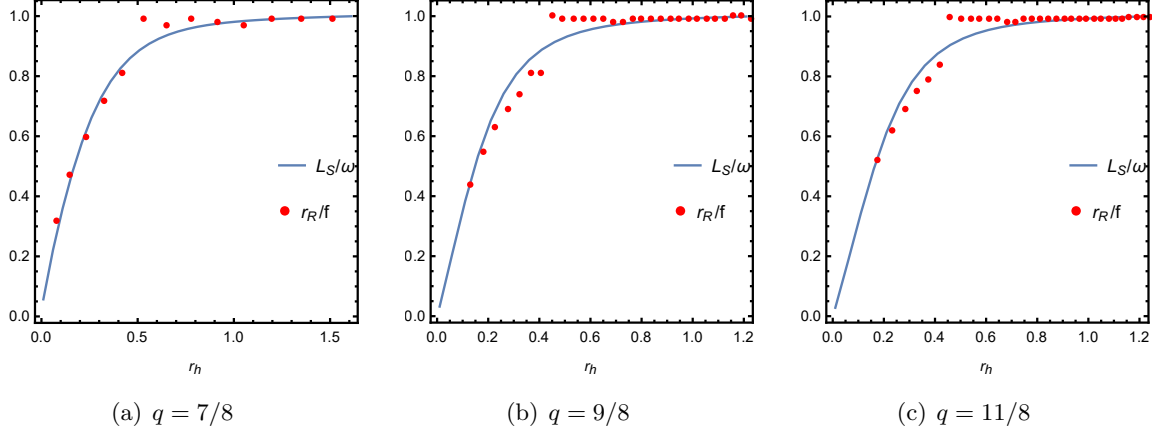


Figure 18: Comparison between the results obtained by wave optics and geometric optics for different q with a fixed chemical potential $u = 1$.

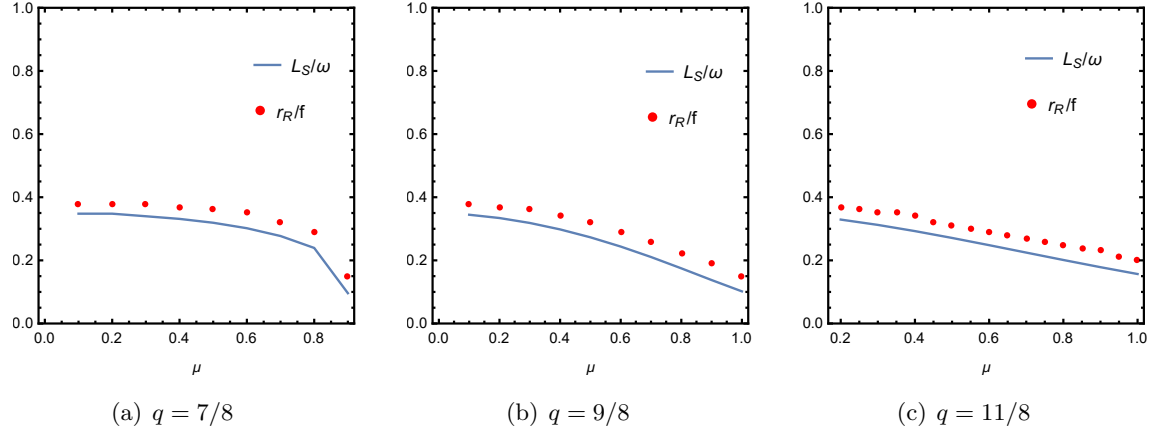


Figure 19: Comparison between the results obtained by wave optics and geometric optics for different q with a fixed temperature $T = 0.6$.

temperature increases, especially at low temperature. The influence of temperature on the ring radius is consistent with the results in [35].

Considering the dependence of spacetime on the power exponent q , we also investigate the effect of the change of q on the Einstein ring at different observation angles ($\theta_{obs} = 0, \pi/4, \pi/2$). When the observation angle is $\theta_{obs} = 0$, one can find that the radius of the bright ring in the image is observed to increase with an increasing parameter q . When the observation angle is $\theta_{obs} = \pi/4$, the ring structure in the image becomes disrupted, leaving a bright arc visible on the left side of the image, while the right side shows a smaller and less intense arc. The bright arc on the left side remains unaffected as the parameter q increases, but the bright arc on the right side gradually diminishes. When the observation angle is $\theta_{obs} = \pi/2$, the bright arc disappears and only one bright spot is located on the left side of the image. With the increase of parameter q , the position of the spot tends to move away from the center of the image. Then, the observable brightness of the resulting image will decrease as

parameter q increases, regardless of any changes in the observation angles.

We end with comparing the results between the bright ring obtained within the holographic framework and the position of the photon sphere of black hole obtained through geometric optics. The results demonstrate that, across varying temperatures and chemical potentials, the ingoing angles of the photon ring consistently align numerically with those of the Einstein ring. Hence, a correlation can be established between the positions of the photon sphere and the holographic Einstein ring, thereby affirming the reliability of wave optics within the holographic framework. In addition, holographic images can serve as a crucial tool for discerning the geometric characteristics of different black holes, and also providing specific insights into the phenomenological consequences of black hole dynamics, especially when considering fixed wave sources and optical systems.

Acknowledgments

This work is supported by the National Natural Science Foundation of China (Grants No. 11875095), Innovation and Development Joint Foundation of Chongqing Natural Science Foundation (Grant No. CSTB2022NSCQ-LZX0021), Basic Research Project of Science and Technology Committee of Chongqing (Grant No. CSTB2023NSCQ-MSX0324) and the Natural Science Foundation of Chongqing (CSTB2023NSCQ-MSX0594).

References

- [1] C. M. Will, *Living Rev. Rel.* **17**, 4 (2014).
- [2] K. Akiyama *et al.* [Event Horizon Telescope], *Astrophys. J. Lett.* **875**, L1 (2019).
- [3] K. Akiyama *et al.* [Event Horizon Telescope], *Astrophys. J. Lett.* **875**, no.1, L2 (2019).
- [4] K. Akiyama *et al.* [Event Horizon Telescope], *Astrophys. J. Lett.* **875**, no.1, L3 (2019).
- [5] K. Akiyama *et al.* [Event Horizon Telescope], *Astrophys. J. Lett.* **875**, no.1, L4 (2019).
- [6] K. Akiyama *et al.* [Event Horizon Telescope], *Astrophys. J. Lett.* **875**, no.1, L5 (2019).
- [7] K. Akiyama *et al.* [Event Horizon Telescope], *Astrophys. J. Lett.* **875**, no.1, L6 (2019).
- [8] K. Akiyama *et al.* [Event Horizon Telescope], *Astrophys. J. Lett.* **930**, no.2, L12 (2022).
- [9] K. Akiyama *et al.* [Event Horizon Telescope], *Astrophys. J. Lett.* **930**, no.2, L13 (2022).
- [10] K. Akiyama *et al.* [Event Horizon Telescope], *Astrophys. J. Lett.* **930**, no.2, L14 (2022).
- [11] K. Akiyama *et al.* [Event Horizon Telescope], *Astrophys. J. Lett.* **930**, no.2, L15 (2022).
- [12] K. Akiyama *et al.* [Event Horizon Telescope], *Astrophys. J. Lett.* **930**, no.2, L16 (2022).
- [13] K. Akiyama *et al.* [Event Horizon Telescope], *Astrophys. J. Lett.* **930**, no.2, L17 (2022).
- [14] S. E. Gralla, D. E. Holz and R. M. Wald, *Phys. Rev. D* **100**, no.2, 024018 (2019).
- [15] S. W. Wei and Y. X. Liu, *Eur. Phys. J. Plus* **136**, no.4, 436 (2021).
- [16] X. X. Zeng, G. P. Li and K. J. He, *Nucl. Phys. B* **974**, 115639 (2022).
- [17] X. X. Zeng, K. J. He and G. P. Li, *Sci. China Phys. Mech. Astron.* **65**, no.9, 290411 (2022).

- [18] G. P. Li and K. J. He, JCAP **06**, 037 (2021).
- [19] X. X. Zeng, K. J. He, G. P. Li, E. W. Liang and S. Guo, Eur. Phys. J. C **82**, no.8, 764 (2022).
- [20] K. J. He, S. Guo, S. C. Tan and G. P. Li, Chin. Phys. C **46**, no.8, 085106 (2022).
- [21] K. J. He, S. C. Tan and G. P. Li, Eur. Phys. J. C **82**, no.1, 81 (2022).
- [22] S. Guo, K. J. He, G. R. Li and G. P. Li, Class. Quant. Grav. **38**, no.16, 165013 (2021).
- [23] K. J. He, Z. Luo, S. Guo and G. P. Li, Chin. Phys. C **48**, no.6, 065105 (2024).
- [24] S. Guo, Y. X. Huang, Y. H. Cui, Y. Han, Q. Q. Jiang, E. W. Liang and K. Lin, Eur. Phys. J. C **83**, no.11, 1059 (2023).
- [25] S. Guo, G. R. Li and E. W. Liang, Phys. Rev. D **105**, no.2, 023024 (2022).
- [26] K. J. He, J. T. Yao, X. Zhang and X. Li, Phys. Rev. D **109**, no.6, 064049 (2024).
- [27] H. Yan, Z. Hu, M. Guo and B. Chen, Phys. Rev. D **104**, no.12, 124005 (2021).
- [28] Z. Zhong, Z. Hu, H. Yan, M. Guo and B. Chen, Phys. Rev. D **104**, no.10, 104028 (2021).
- [29] Wei S W and Liu Y X 2013 JCAP **11**, 063.
- [30] J. M. Maldacena, Adv. Theor. Math. Phys. **2**, 231-252 (1998).
- [31] S. S. Gubser, I. R. Klebanov and A. M. Polyakov, Phys. Lett. B **428**, 105-114 (1998).
- [32] E. Witten, Adv. Theor. Math. Phys. **2**, 253-291 (1998).
- [33] K. Hashimoto, S. Kinoshita and K. Murata, Phys. Rev. Lett. **123**, no.3, 031602 (2019).
- [34] K. Hashimoto, S. Kinoshita and K. Murata, Phys. Rev. D **101**, no.6, 066018 (2020).
- [35] Y. Liu, Q. Chen, X. X. Zeng, H. Zhang and W. Zhang, JHEP **10**, 189 (2022).
- [36] Y. Kaku, K. Murata and J. Tsujimura, JHEP **09**, 138 (2021).
- [37] M. I. Aslam, X. X. Zeng, R. Saleem and X. Y. Hu, [arXiv:2403.01995 [gr-qc]].
- [38] X. Y. Hu, X. X. Zeng, L. F. Li and P. Xu, Results Phys. **61**, 107707 (2024).
- [39] X. Y. Hu, X. X. Zeng, L. F. Li and P. Xu, Eur. Phys. J. C **84**, no.2, 199 (2024).
- [40] X. X. Zeng, K. J. He, J. Pu, G. p. Li and Q. Q. Jiang, Eur. Phys. J. C **83**, no.10, 897 (2023).
- [41] X. X. Zeng, M. I. Aslam, R. Saleem and X. Y. Hu, [arXiv:2311.04680 [gr-qc]].
- [42] X. X. Zeng, L. F. Li and P. Xu, [arXiv:2307.01973 [hep-th]].
- [43] X. Y. Hu, M. I. Aslam, R. Saleem and X. X. Zeng, JCAP **11**, 013 (2023).
- [44] G. P. Li, K. J. He, X. Y. Hu and Q. Q. Jiang, Front. Phys. (Beijing) **19**, no.5, 54202 (2024).
- [45] K. J. He, Y. W. Han and G. P. Li, Phys. Dark Univ. **44**, 101468 (2024).
- [46] E. Ayon-Beato and A. Garcia, Phys. Rev. Lett. **80**, 5056-5059 (1998).
- [47] H. Maeda, M. Hassaine and C. Martinez, Phys. Rev. D **79**, 044012 (2009).
- [48] P. Bizon, Phys. Rev. Lett. **64**, 2844-2847 (1990).
- [49] R. J. Riegert, Phys. Rev. Lett. **53**, 315-318 (1984).
- [50] Z. Y. Fan and H. Lü, JHEP **02**, 013 (2015).

- [51] S. H. Mazharimousavi and M. Halilsoy, *Phys. Lett. B* **681**, 190-199 (2009).
- [52] S. Habib Mazharimousavi and M. Halilsoy, *Phys. Rev. D* **76**, 087501 (2007).
- [53] S. H. Mazharimousavi and M. Halilsoy, *Phys. Lett. B* **659**, 471-475 (2008).
- [54] M. Zhang, Z. Y. Yang, D. C. Zou, W. Xu and R. H. Yue, *Gen. Rel. Grav.* **47**, no.2, 14 (2015).
- [55] S. H. Hendi, B. Eslam Panah, S. Panahiyan and M. S. Talezadeh, *Eur. Phys. J. C* **77**, no.2, 133 (2017).
- [56] A. Biswas, *Phys. Scripta* **96**, no.12, 125310 (2021).
- [57] Y. Z. Du, X. Y. Liu, Y. Zhang, L. Zhao and Q. Gu, *Eur. Phys. J. C* **83**, no.5, 426 (2023).
- [58] D. J. Gogoi, J. Bora, M. Koussour and Y. Sekhmani, *Annals Phys.* **458**, 169447 (2023).
- [59] A. Biswas, *Gen. Rel. Grav.* **54**, no.12, 161 (2022).
- [60] A. B. Balakin, J. P. S. Lemos and A. E. Zayats, *Phys. Rev. D* **93**, no.2, 024008 (2016).
- [61] A. B. Balakin, H. Dehnen and A. E. Zayats, *Phys. Rev. D* **76**, 124011 (2007).