

STATISTIC OF ZEROS OF RIEMANN AUXILIARY FUNCTION.

J. ARIAS DE REYNA

ABSTRACT. We have computed all zeros $\beta + i\gamma$ of $\mathcal{R}(s)$ with $0 < \gamma < 215946.3$. A total of 162215 zeros with 25 correct decimal digits. In this paper we offer some statistic based on this set of zeros. Perhaps the main interesting result is that 63.9% of these zeros satisfies $\beta < 1/2$.

1. INTRODUCTION

Riemann asserts in [17] that $\zeta(s)$ have a number of zeros in the critical line to height T similar to the total number of zeros to this height. In a letter to Weierstrass [18, p. 823] he repeats this and says that this is difficult to prove and depends on a new representation of the function $\Xi(t)$ he has not communicated. Siegel [20] tried to clear this, but concluded that in the remaining papers of Riemann there is no sign of proof of this result. Nevertheless he finds in Riemann's paper a function

$$\mathcal{R}(s) = \int_{0 \surd 1} \frac{x^{-s} e^{\pi i x^2}}{e^{\pi i x} - e^{-\pi i x}} dx$$

which zeros are related to the zeros of $\zeta(s)$. Applying it, Siegel shows that $\zeta(s)$ have $> cT$ zeros on the critical line with $0 < \gamma \leq T$.

We have studied this function and its zeros [1], [2], [3], [4], [11]. We have computed the zeros $\beta + i\gamma$ of $\mathcal{R}(s)$ with $0 < \gamma < 215946.3$. The results are contained in a file `Zeros25digits.txt`¹, which contains 162215 zeros. The real and imaginary parts of each zero are given with 25 correct decimal digits. A glimpse of all these zeros can be seen in Figure 7. In this paper, we give some statistics related to these zeros.

In Section 2 we give some graphic idea of the zeros and resume the results about its situation that we have proved. The zeros $\rho = \beta + i\gamma$ of $\mathcal{R}(s)$ with $\gamma > 0$ are distributed along a region near the imaginary axis. In Section 4 I explain how I presumably get all zeros to a certain height and how we ordered the zeros. The connection of the zeros of $\mathcal{R}(s)$ and those of $\zeta(s)$ is explained in Section 3.

Siegel proves that the number of zeros of $\mathcal{R}(s)$ with $0 < \gamma \leq T$ is just half the number of zeros of $\zeta(s)$ with error $\mathfrak{o}(T)$. We explain in 5 how I predicted an additional term in this approximation. Later we gave a proof of this new term in [9].

Siegel asserted without proof that for any $\varepsilon > 0$ the zeros with $\gamma > 0$ satisfies $-C\gamma^\varepsilon \leq \beta \leq 2$ for some constant. I have not been able to prove this. Only an inequality of type $-A\gamma^{2/5} \log \gamma \leq \beta \leq 2$ (see [3]). To study the question of the left limit of zeros, in Section 6, we consider the sequence of zeros ρ_{n_k} such that $-\beta_{n_k}$ are records. It happens that the corresponding $\gamma_{n_k} \approx 2\pi(k+1)^2$. And this is the first appearance of a cyclic behaviour of

2020 *Mathematics Subject Classification*. Primary 11M06; Secondary 30D99.

Key words and phrases. zeta function, Riemann's auxiliar function.

¹Available with the tex source of this document.

the zeros of $\mathcal{R}(s)$. But the more interesting question of the β_{n_k} is more elusive. We need more data to answer this question.

One of the results of Siegel on [20] is that $h(t) = -\sum_{0 < \gamma \leq T} \beta = \frac{T}{4\pi} \log 2 + o(T)$. In Sections 7 and 8 we conjecture an extra periodic term in this equation (4).

Finally, in the last section we consider the horizontal distribution of the zeros. A histogram of the computed zeros is shown in Figure 17. In an appendix, we give some tables of data on this distribution. More or less $2/3$ of the computed zeros satisfies $\beta < 1/2$. If this can be proved, we will get $2/3$ of the zeros of $\zeta(s)$ on the critical line. This will improve on the results obtained until now by the refinements of Levinson's method. By Theorems analogous to the density theorems [13] most of the zeros with $\beta > 1/2$ are very close to the critical line. This makes it plausible that each of these zeros also contributes to two zeros of $\zeta(s)$ on the critical line.

2. SITUATION OF THE ZEROS

Siegel [20, p. 299] wondered where the zeros of $\mathcal{R}(s)$ are situated. His results in the paper, some refinements, and new results obtained by us give us some answers to this question.




FIGURE 1. Zeros of $\mathcal{R}(s)$ on the square $(-250, 250)^2$

We see in the figure that there are three lines of zeros. The trivial zeros at $-2n$ form one of these lines, then there are other ones appearing to be near the imaginary axis and finally there is a line of zeros on the fourth quadrant.




FIGURE 2. x-ray of $\mathcal{R}(s)$ in $(-105, 105)^2$ with the line of seeds marked.

In [4, Cor. 14] we show that there is no zero in the region limited by $\sigma \geq 2$ and a line approximately parallel to the line of zeros in the fourth quadrant. Theorem 16 in [4] proves that there are no zeros for a region that occupies most of the third quadrant and part of the fourth quadrant below the line of zeros on the fourth quadrant.

Theorem 7 in [3] proves that the only zeros in a region to the left of the imaginary axis, but separated of it, are the trivial ones, which are simple.

The left limit of the upper zeros is difficult. Siegel asserts that for any $\varepsilon > 0$ the zeros $\rho = \beta + i\gamma$ are to the right of the line $(-t^\varepsilon, t)$ so that $\beta + \gamma^\varepsilon > 0$. But he only proves it for $\varepsilon = 3/7$. In [3] we show that his reasoning only extends $\beta + A\gamma^{2/5} \log \gamma$.

All our computed zeros with $\gamma > 0$ satisfies $\beta < 1$. We have proved [5] this is true for $\gamma \geq t_0$ for a high value of t_0 , and we conjecture that this is true in general.

All these results do not apply for zeros near the origin, contained in a circle of radius 10000 or so; see each particular result for details. This is because all are obtained from

asymptotic expansions. The computed zeros make clear that the results are also true for smaller values.

In [10] we show that all trivial zeros are simple.

In [11] we give information about the zeros in the fourth quadrant. They are very regular and can be computed rather easily. I will concentrate here on the zeros with $\gamma > 0$. A list of the first 2122 zeros with $\gamma < 0$ can be found at the end of the TeX-file for [11].

3. CONNECTION WITH ZEROS OF ZETA

Siegel showed (see [2, eq. (3.8)], and Titchmarsh [22, eq. (4.17.2)])

$$Z(t) = 2 \operatorname{Re}\{e^{i\vartheta(t)} \mathcal{R}(\frac{1}{2} + it)\}, \quad t \in \mathbf{R},$$

where, as usual, $\zeta(\frac{1}{2} + it) = Z(t)e^{-i\vartheta(t)}$ with real analytic functions $Z(t)$ and $\vartheta(t)$.

This can also be written as

$$-\frac{\Xi(t)}{\frac{1}{4} + t^2} = \operatorname{Re}\{\pi^{-s/2}\Gamma(s/2) \mathcal{R}(s)\}, \quad s = \frac{1}{2} + it.$$

Therefore, the zeros of $\zeta(s)$ on the critical line coincide with the cuts of the imaginary lines of the x-ray of the function $\pi^{-s/2}\Gamma(s/2) \mathcal{R}(s)$ with the critical line.

4. ORDER OF THE ZEROS

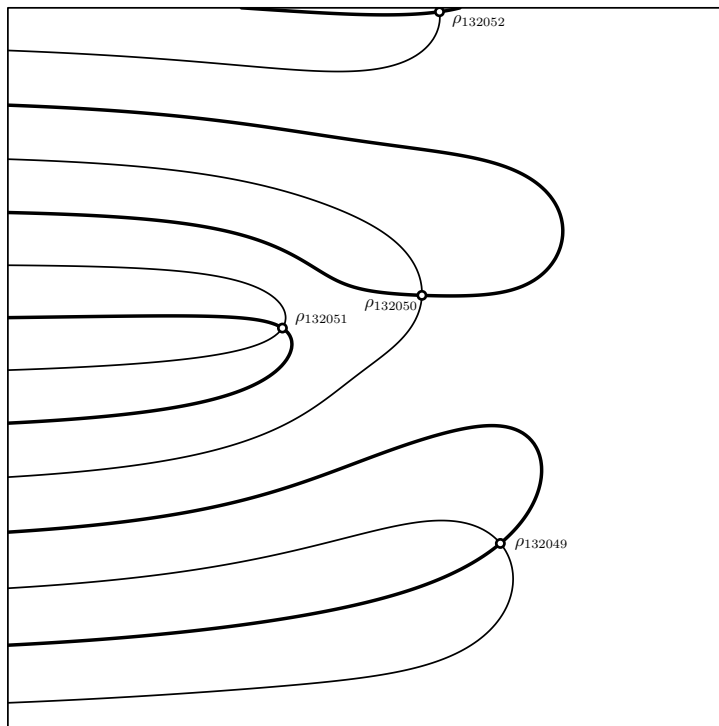


FIGURE 3. Zero ρ_{132050} is higher than ρ_{132051} .

We know that there are two constants A and t_0 such that all zeros $\rho = \beta + i\gamma$ with $t_0 < \gamma < T$ satisfies $\beta > 1 - At^{2/5} \log t$. We know that such a number exists. The number of zeros with $0 < \gamma \leq t_0$ is finite. Therefore, there is some constant σ_0 such

that all zeros with $0 < \gamma < 215946.3$ satisfies $\beta > \sigma_0$. Looking at the x-ray of $\mathcal{R}(s)$, we see that the lower zeros are each in a line that cuts the line $\sigma = -100$. Since the extreme zeros change gradually when we increase the height, when we arrive at the height $T = 215946.3$ we can trust that each zero below this line satisfies $\beta > -100$. Our computation of zeros starts from a seed, a point where $\mathcal{R}(-100 + it)$ is purely imaginary and such that $\mathcal{R}(-100 + it)/i < 0$. We make a list of these seeds $0 < t_1 < t_2 < \dots$. (This imaginary line will cut $\sigma = -100$ at the other points where $\mathcal{R}(-100 + it)/i > 0$). Each zero corresponds to a seed, and we find it following the line until we get $\text{Im } \mathcal{R}(s)$ small. That is when we arrive at the proximity of the zero. Then we use the Newton method to get the zero with the required precision.

The first seed is $t_1 \approx 60.969$. The first values of t with $\mathcal{R}(-100 + it)/i < 0$ are related to trivial zeros. There is a natural order between the seeds. And we will call zero $\rho_n = \beta_n + i\gamma_n$ the one related to the seed t_n . This gives us an order to the zeros that approximately coincides, but is not equal, to the order determined by the γ_n . Figure 3 shows a case in which a higher zero has a lower number than the other zero. In situations like this, it is common that if we follow the line from the seed t_{132051} with not much precision (and this is very important to get a fast program), then the Newton method gives in the two cases the zero ρ_{132050} . We then have to refine the search for zeros in these cases later. It is not easy to get a complete list of zeros. And it is important to know which seed is failing in each case.

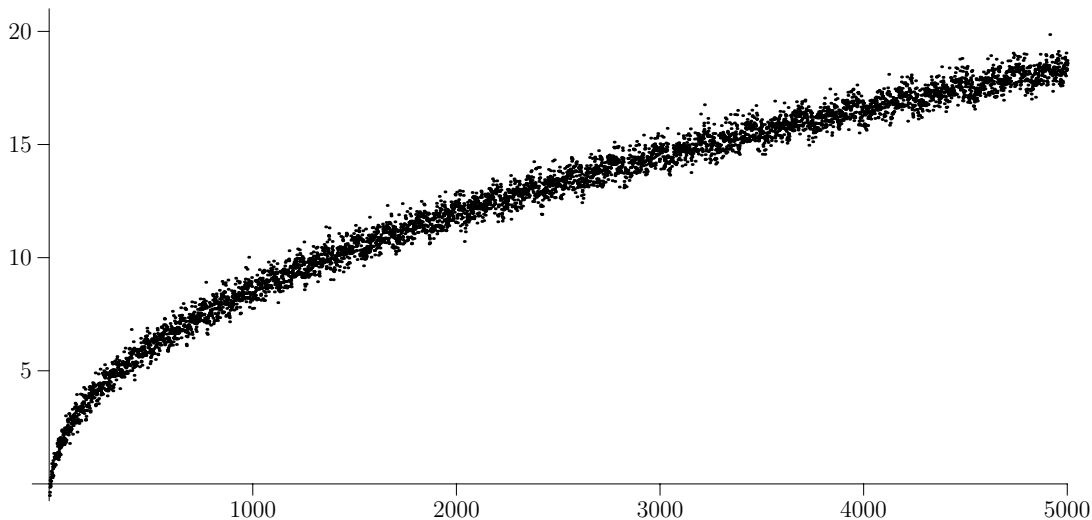


FIGURE 4. Error $\frac{T}{4\pi} \log \frac{T}{2\pi} - \frac{T}{4\pi} - N(T)$ in terms of $n = N(T)$ with $T = \gamma_n$.

5. NUMBER OF ZEROS

Let $N(t)$ be the number of zeros of $\mathcal{R}(s)$ with $0 < \text{Im}(\rho) \leq t$. Since the zeros in our file are not strictly ordered by increasing imaginary parts, it is not true that if $\rho_n = \beta_n + i\gamma_n$ we have $N(\gamma_n) = n$. But the difference is only one or two unities for the zeros we have computed. Therefore, we may forget about this difference in the following considerations.

Siegel [20] shows that

$$N(T) = \frac{T}{4\pi} \log \frac{T}{4\pi} - \frac{T}{4\pi} + o(T).$$

We plot the points $(n, \frac{\gamma_n}{4\pi} \log \frac{\gamma_n}{4\pi} - \frac{\gamma_n}{4\pi} - n)$ for $1 \leq n \leq 5000$ we see that in fact there is a good agreement because the error for $N(t) = 1000$ is less than 20. The regularity of the figure makes us think of the possibility of the second term in the approximation. Experimentally, I find good agreement with the conjecture

$$(1) \quad N(T) = \frac{T}{4\pi} \log \frac{T}{2\pi} - \frac{T}{4\pi} - \frac{1}{2} \sqrt{\frac{T}{2\pi}} + \frac{3}{2} + O(\log T).$$

Representing the points

$$\left(n, \frac{\gamma_n}{4\pi} \log \frac{\gamma_n}{2\pi} - \frac{\gamma_n}{4\pi} - \frac{1}{2} \sqrt{\frac{\gamma_n}{2\pi}} + \frac{3}{2} - n \right)$$

we obtain the plot

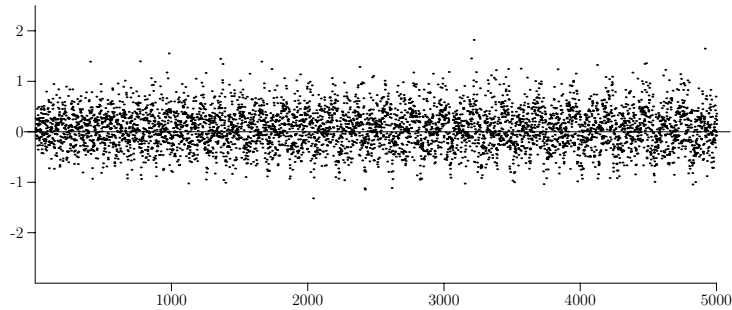


FIGURE 5. Computed error for $n \leq 5000$.

For any real number σ , denote by $N(\sigma, T)$ the number of zeros $\rho = \beta + i\gamma$ of $\mathcal{R}(s)$ with $\beta < \sigma$ and $0 < \gamma < T$. For the set of zeros that I have computed and any σ we consider the function

$$\sum_{\beta_n < \sigma} \left\{ A \left(\frac{\gamma}{4\pi} \log \frac{\gamma}{2\pi} - \frac{\gamma}{4\pi} \right) + B \sqrt{\frac{\gamma}{2\pi}} + C - n \right\}^2.$$

Compute A , B , and C so that this quantity is minimized. We obtain the following values:

σ	A	B	C	m	n	μ
1	1.00000001605	-0.500005726	1.43690417259	34963.92	162215	0.2155
1/2	0.99999998564	-0.499934194	1.44317835999	22777.01	103674	0.2196
0	0.99999950736	-0.499053472	1.52818665442	4462.05	22983	0.1941
-1	0.99999956381	-0.499312171	1.60544788526	1421.67	8565	0.1659

m is the min value attained, n is the number of zeros that satisfy the inequality $\beta_n < \sigma$ and $\mu = m/n$ is the mean deviation.

For all computed values of ρ_n we have the bounds for the difference

$$-1.99682 < \frac{\gamma_n}{4\pi} \log \frac{\gamma_n}{2\pi} - \frac{\gamma_n}{4\pi} - \frac{1}{2} \sqrt{\frac{\gamma_n}{2\pi}} + \frac{3}{2} - n < 2.55738$$

Later [9] we have proved that adding the term $\frac{1}{2} \sqrt{\frac{T}{2\pi}}$, the error is at most $\mathcal{O}(T^{2/5} \log^2 T)$.

6. EXTREME ZEROS

The right limit of the zeros with $\rho = \beta + i\gamma$ with $\gamma > 0$ is a difficult problem. Siegel stated that for any $\varepsilon > 0$ there is some constant C such that $-C\gamma^\varepsilon < \beta$, and proved this for $\varepsilon = 3/7$. I have been unable to extend his proof beyond $-C\gamma^{2/5} \log^{4/5} \gamma < \beta$ ([3]). It is natural to consider those zeros ρ_n of our list that are records for $-\beta_n$. That is such that $-\beta_n > -\beta_m$ for all $1 \leq m < n$. The corresponding heights γ_n are very regular. If ρ_{n_k} are the zeros where these records occur, we have approximately

$$\sqrt{\frac{\gamma_{n_k}}{2\pi}} \approx k + 1.$$

Between the computed zeros there are 184 records; in all these cases $k + 1$ is the closest integer to $\sqrt{\gamma_k/2\pi}$. The differences also have a remarkable behaviour; see Figure 6

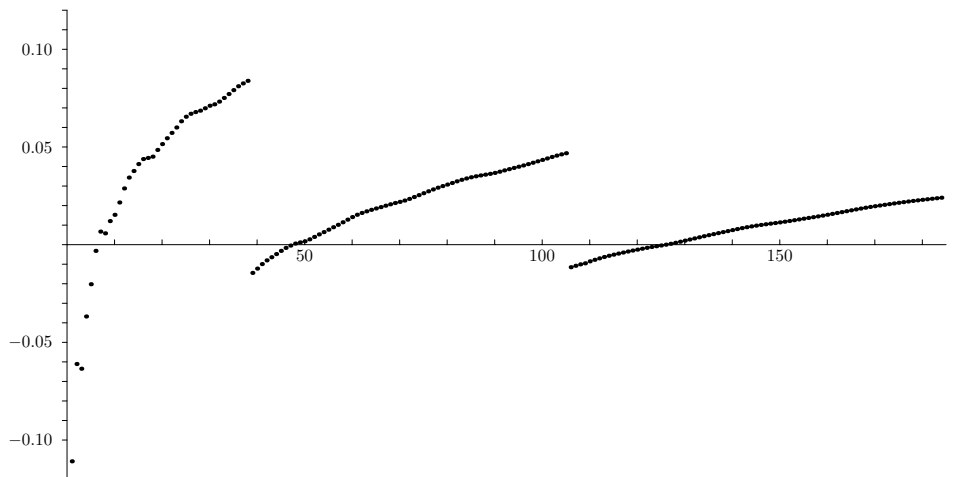


FIGURE 6. Differences $\sqrt{\frac{\gamma_{n_k}}{2\pi}} - (k + 1)$

The jumps occur for $k = 38$ where $\sqrt{\frac{\gamma_{n_k}}{2\pi}} - (k + 1) = 0.0838573$ jumps in the next extreme zero to -0.0144479 . This corresponds to the zeros numbers 4536 and 4818, with height 9112 and 9597.

The second jump occurs for $k = 105$ where $\sqrt{\frac{\gamma_{n_k}}{2\pi}} - (k + 1) = 0.0468023$ and jumps to -0.0115383 . Later, we will give a possible explanation. In this case, the two extreme zeros are 45792 and 46775 with height 69333 and 70660.

The above means that $\gamma_{n_k} \approx 2\pi(k + 1)^2$. As shown in [1] the point $t = 2\pi(k + 1)^2$ is where a new term $(k + 1)^{-s}$ is added to the main approximation of $\mathcal{R}(s)$. We will see that $\mathcal{R}(s)$ has a cyclic behaviour associated with these points.

Our data covers 184 records for the zeros number

$$1, 5, 13, 26, 45, 69, 99, 135, 178, 227, 283, 346, \dots, 157671, 159584, 161510.$$

The next figure contains the plot of the points $(\gamma, -\beta)$. Most of the zeros are in the strip $-1 \leq \beta \leq 1$. All zeros satisfies $\beta \leq 1$. We conjecture that this is true for all zeros. In [5] we show that this is true for zeros with $\gamma \geq t_0$ for a very great t_0 .

We see that the zeros with $-\beta$ large are organized in lines. The jumps in Figure 6 correspond to the points where the line giving the extreme zeros changes into another.

This happens twice on our sample. And we see that this happens at the height where the jumps take place.

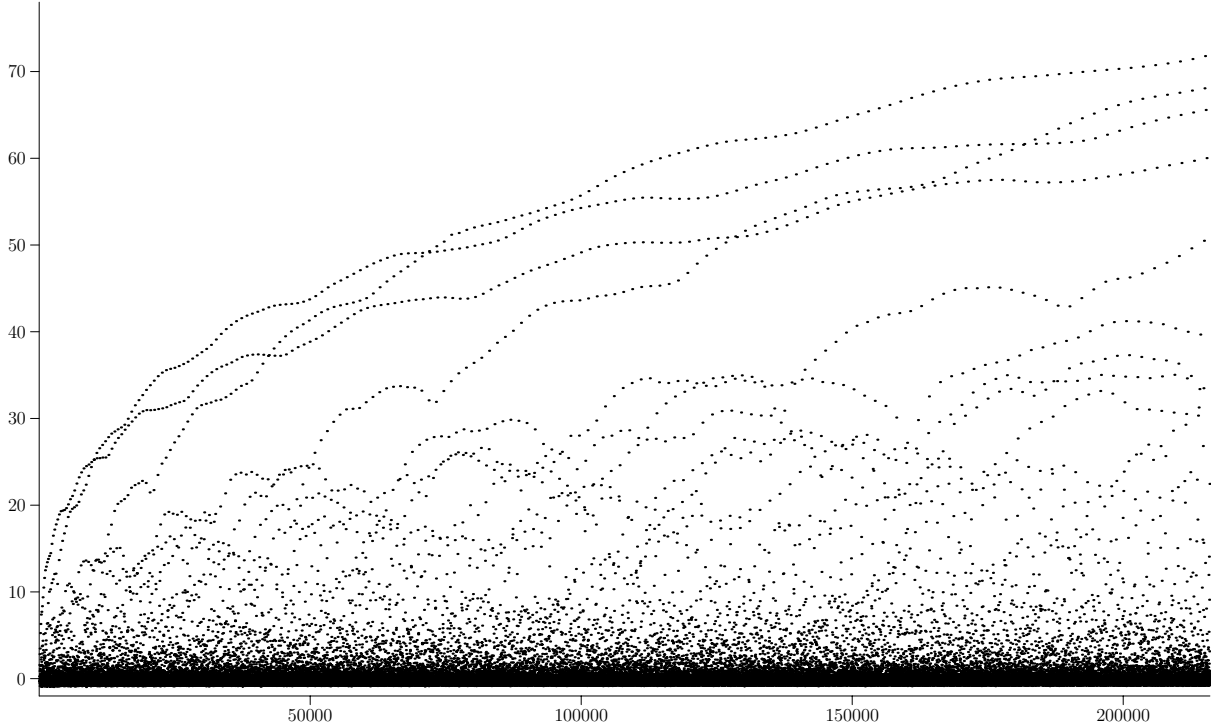


FIGURE 7. Points $(\gamma, -\beta)$

6.1. Left limit of extremal zeros. We have found that the sequence of extremal zeros $\rho_{n_k} = \beta_{n_k} + i\gamma_{n_k}$ with $-\beta_{n_k} > -\beta_n$ for all $n < n_k$, have very regular heights. We are especially interested for the β_{n_k} .

I find that $-\beta_{n_k} \approx a(k+1)^{2/3}$. Taking into account the relationship between k and γ_{n_k} this means that

$$(2) \quad -\beta_{n_k} \approx 2.2430 \left(\frac{\gamma_{n_k}}{2\pi} \right)^{1/3}.$$

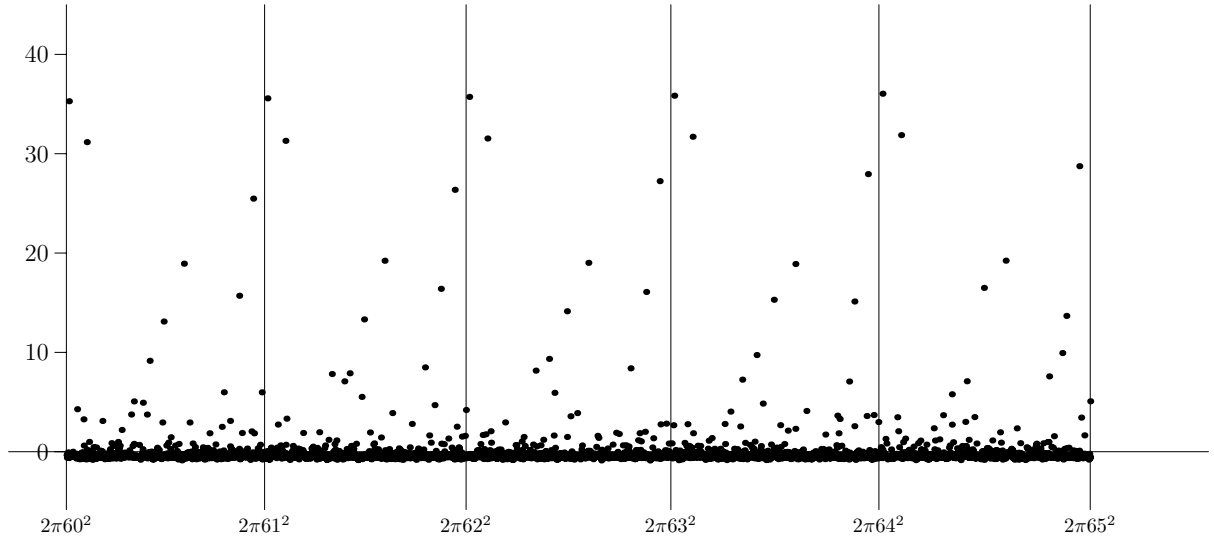
But there is little data to get this relation. The errors oscillate between -1 and 1.5 but not in the form of random noise, but rather form certain curves.

7. CYCLIC STRUCTURE OF THE ZEROS

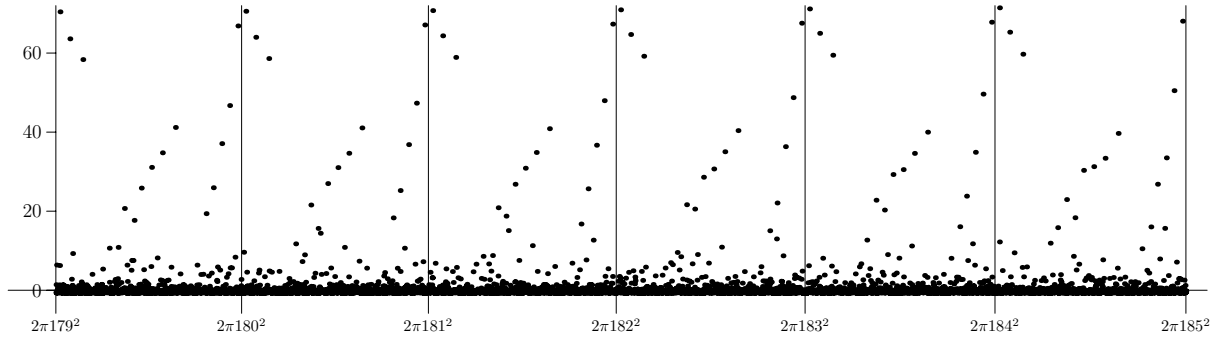
Siegel [20, p. 308] proved that

$$(3) \quad h(t) := - \sum_{0 < \gamma \leq t} \beta = \frac{t}{4\pi} \log 2 + o(t), \quad t \rightarrow +\infty.$$

Some structure in the zeros of $\mathcal{R}(s)$ is not shown in Figure 7. There is a cyclic structure that repeats in each section $[2\pi n^2, 2\pi(n+1)^2)$. To show this, we show two plots. The first shows the points $(\gamma, -\beta)$ for the zeros $\rho = \beta + i\gamma$ with $2\pi 60^2 \leq \gamma < 2\pi 65^2$. Therefore, we plot 5 cycles


 FIGURE 8. Zeros with $2\pi 60^2 \leq \gamma < 2\pi 65^2$

It appears as if we can recognize some of the zeros in the different cycles. For example, after the zero with greatest $-\beta$ we see another one a little lesser with a greater γ . It seems that these structures evolve. We may compare with the next figure for the zeros with $2\pi 179^2 \leq \gamma < 2\pi 185^2$


 FIGURE 9. Zeros with $2\pi 179^2 \leq \gamma < 2\pi 185^2$

8. SIEGEL SUM

One of Siegel's Theorems in [20] is

$$h(T) := - \sum_{\gamma \leq T} \beta = \frac{T}{4\pi} \log 2 + o(T).$$

We see that $h(x)$ has a cyclic behaviour, related to the cyclic behaviour of the zeros. We also see that Siegel's approximation is very good, so we plot the difference. For the first 100000 zeros, we get

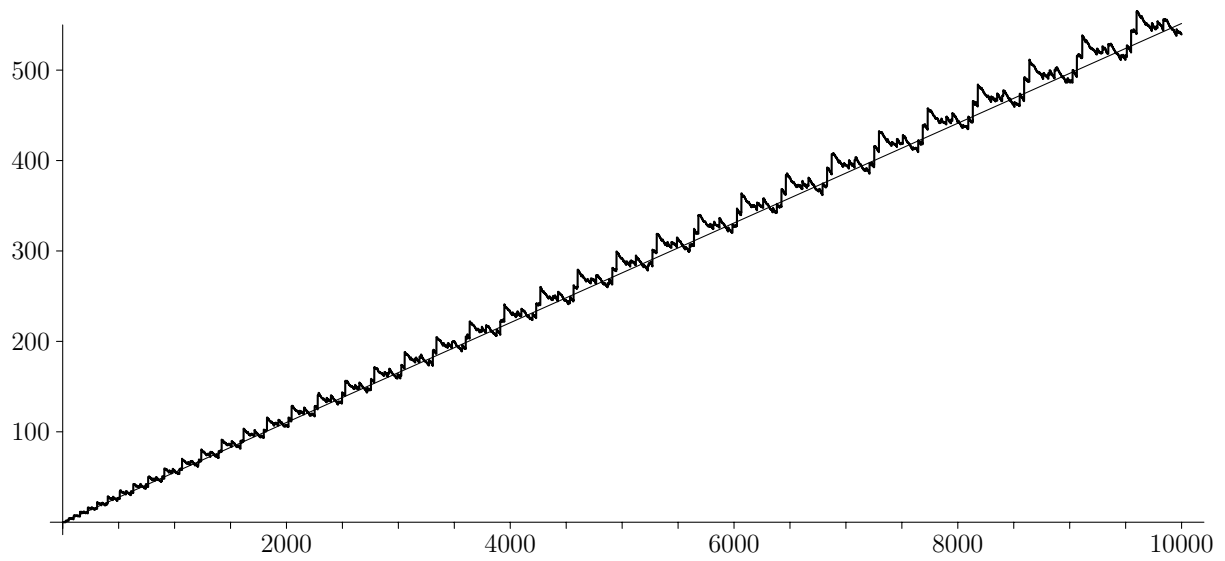


FIGURE 10. Plot of $h(T)$ and its approximation $\frac{T}{4\pi} \log 2$

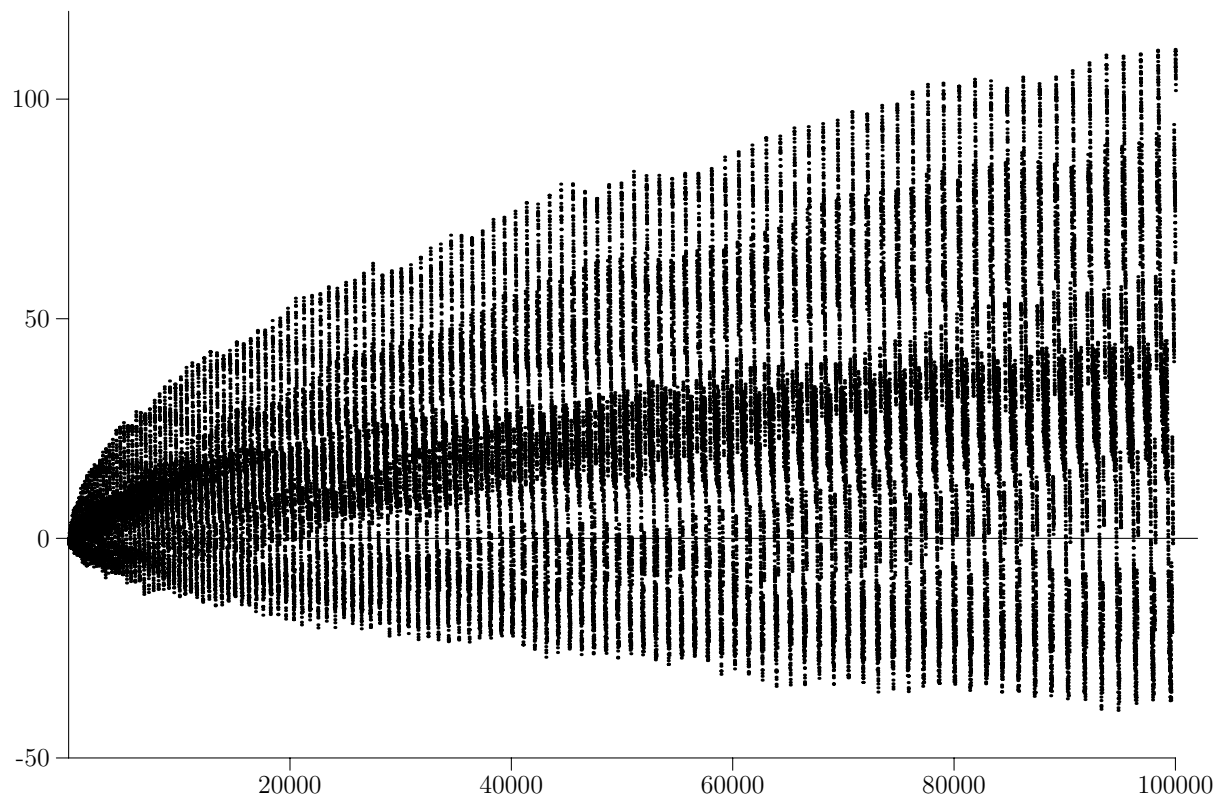
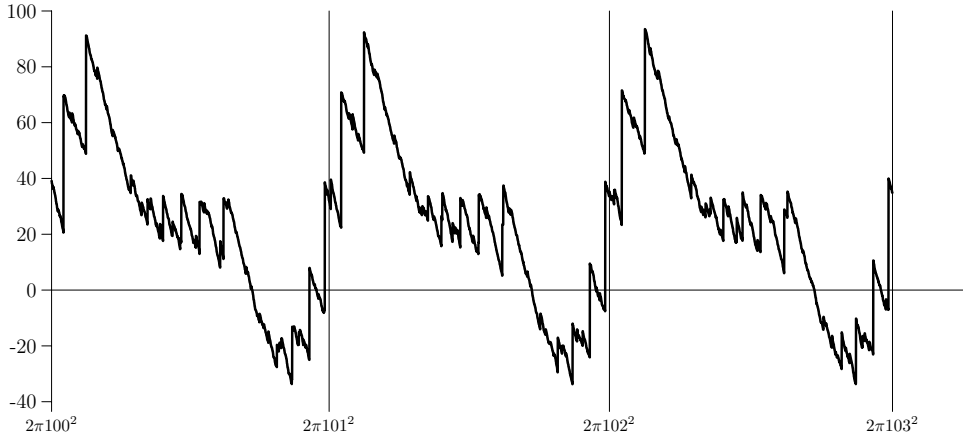
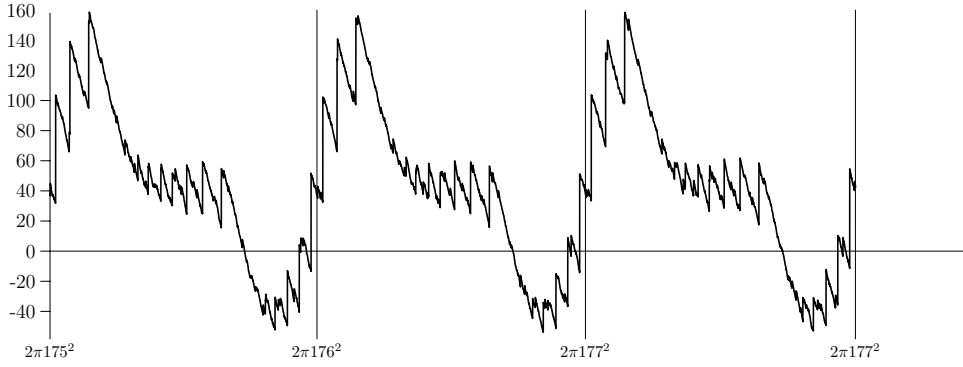


FIGURE 11. Plot of $h(t) - \frac{t}{4\pi} \log 2$

To see the cyclic behavior, we plot this difference in three contiguous cycles for $2\pi 100^2 < t < 2\pi 103^2$


 FIGURE 12. Plot of $h(t) - \frac{t}{4\pi} \log 2$ in $2\pi 100^2 < t < 2\pi 103^2$

To compare, we show another section.


 FIGURE 13. Plot of $h(t) - \frac{t}{4\pi} \log 2$ in $2\pi 175^2 < t < 2\pi 178^2$

In a previous version of [8] we proved

Lemma 1. *Let t_0 be a fixed real number. For $T \rightarrow +\infty$ we have*

$$\operatorname{Im} \int_{1+t_0}^{1+iT} \log \frac{1 - e^{2\pi i s}}{1 + e^{4\pi i s}} ds = -\sqrt{T/2\pi} P(\sqrt{T/2\pi}) + \mathcal{O}(1).$$

where

$$P(x) = \sum_{n=1}^{\infty} \frac{2 \sin 2\pi n x}{n^2} - \sum_{n=1}^{\infty} (-1)^n \frac{\sin(4\pi n x)}{n^2}.$$

This term will be in the equation for $-\sum_{0 < \gamma \leq T} \beta$ except that greater error terms eliminate it from the final result. It is because of this that this computation has been eliminated in the final form of [8]. But it appears to explain Figures 12 and 13.

Hence, we have the conjecture

$$(4) \quad h(t) = \frac{t}{4\pi} \log 2 - \left(\frac{1}{4} + \frac{P(\sqrt{t/2\pi})}{2\pi} \right) \sqrt{\frac{t}{2\pi}} + \mathcal{O}(t^{2/5} \log t).$$

Although the difference has jumps of size β in each zero $\rho = \beta + i\gamma$, that presumably are not bounded. We put $\mathcal{O}(t^{2/5} \log t)$ which is the bound of the β that we know.

Compare Figure 13 with Figure 14

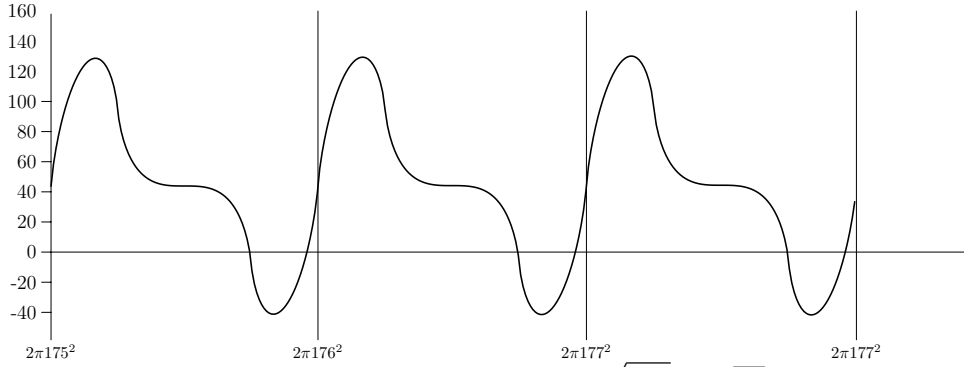


FIGURE 14. Plot of $\left(\frac{1}{4} + \frac{P(\sqrt{t/2\pi})}{2\pi}\right)\sqrt{\frac{t}{2\pi}}$

The corresponding error is represented here

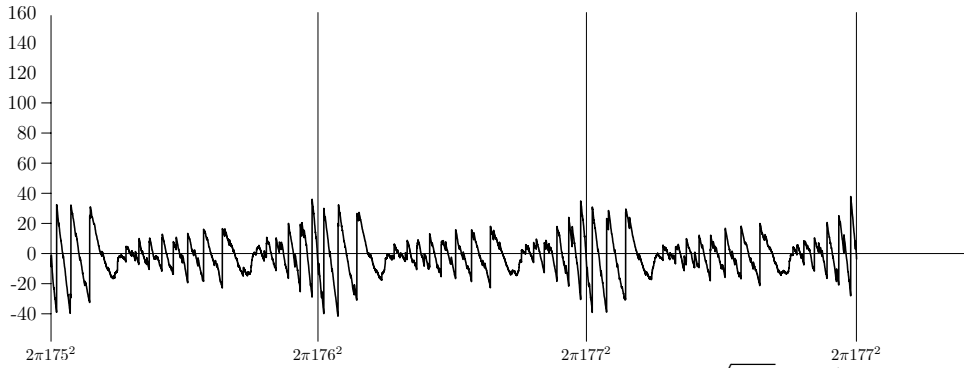


FIGURE 15. Error $h(t) - \frac{t}{4\pi} \log 2 - \left(\frac{1}{4} + \frac{P(\sqrt{t/2\pi})}{2\pi}\right)\sqrt{\frac{t}{2\pi}}$

9. HORIZONTAL DISTRIBUTION OF ZEROS

As we see in the x-ray of $\pi^{-s/2}\Gamma(s/2)\mathcal{R}(s)$ (see Figure 18) all the imaginary lines containing the zeros $\rho = \beta + i\gamma$ of $\mathcal{R}(s)$ with $\gamma > 0$ goes to the right. Therefore, each zero with $\beta < \frac{1}{2}$ is associated with two zeros of $\zeta(s)$ at the points where the imaginary line cuts the critical line. Therefore, if a proportion δ of the $\frac{T}{4\pi} \log \frac{T}{2\pi} - \frac{T}{4\pi}$ zeros of $\mathcal{R}(s)$ with $0 < \gamma \leq T$ satisfies $\beta < 1/2$, then a proportion δ of zeros of $\zeta(s)$ will be on the critical line. Therefore, it is interesting to compute the proportion of zeros of $\mathcal{R}(s)$ with $\beta < \frac{1}{2}$. From the 162215 computed zeros, 103674 satisfies $\beta < 1/2$ and 58541 $\beta > 1/2$. So, the total densities are

$$\frac{103674}{162215} = 0.639115, \quad \frac{58541}{162215} = 0.360885$$

The first of these densities appear to be decreasing, and the other to be increasing, but only very slightly. Figure 16 represents the graphic of

$$\delta(t) = \frac{|\{\rho = \beta + i\gamma: 0 < \gamma < t, \beta < 1/2\}|}{|\{\rho = \beta + i\gamma: 0 < \gamma < t\}|}$$

and below the graph of $1 - \delta(t)$, the density of zeros with $\beta \geq 1/2$.

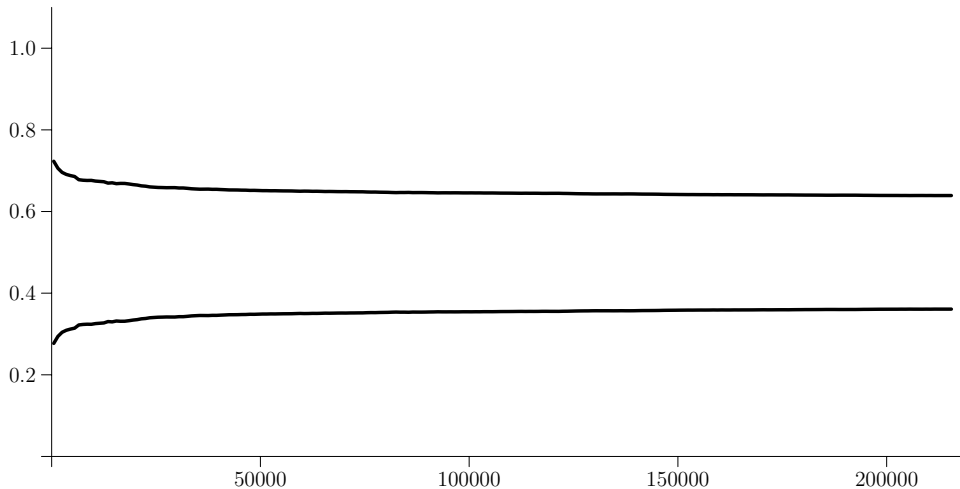


FIGURE 16. Evolution of the density of zeros

Fixing a natural number N , we separate the real line in intervals $[k/N, (k + 1)/N)$ and compute the number of zeros $a(k)$ with $\frac{k}{N} \leq \beta < \frac{k+1}{N}$. Then we plot the function that in this interval takes the value $d(k) = \frac{a(k)N}{Z}$, where Z is the total number of zeros in our list $Z = 162265$. We get in this way, with $N = 26$ the histogram

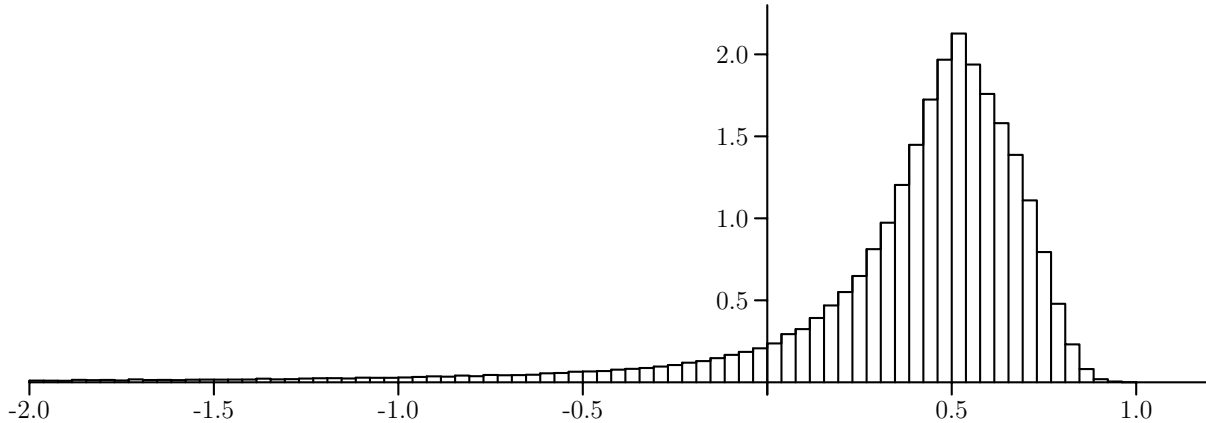


FIGURE 17. Distribution horizontal of zeros

This histogram takes all the zeros $\rho = \beta + i\gamma$ with $0 < \gamma \leq 215\,946.3$. We can determine in the same way the histograms $H(T, M)$ with all zeros satisfying $0 < \gamma \leq T$ and with divisions of length $1/M$. The results in [13] implies that for each fixed N and with $T \rightarrow +\infty$ the heights for all intervals $[k/M, (k + 1)/M)$ with $k/M > 1/2$ tends to 0. We do not know what happens to the intervals to the right of $1/2$. It will be interesting to compute a set of higher zeros to see if there is any trend.

In an appendix, we put a table with the zero count in each section $2\pi(n-1)^2 \leq \gamma < 2\pi n^2$ classified according with β in the intervals $[1/2, 1)$, $(-\infty, 1/2)$, $[0, 1/2)$ and $(-\infty, 0)$.

These proportions, if proved for $T \rightarrow +\infty$, will be a great advance over the results obtained with the Levinson method.




FIGURE 18. x-ray of $\pi^{-s/2}\Gamma(s/2)\mathcal{R}(s)$ in $(-105, 105)^2$, horizontal lines at $2\pi n^2$.

REFERENCES

- [1] J. ARIAS DE REYNA, *High precision computation of Riemann's zeta function by the Riemann-Siegel formula, I*, Math. Comp. **80** (2011), no. 274, 995–1009.
- [2] J. ARIAS DE REYNA, *Riemann's auxiliary function: Basic Results*, [arXiv:2406.01474](#)
- [3] J. ARIAS DE REYNA, *Region without zeros for the auxiliary function of Riemann*, [arXiv:2406.03825](#)
- [4] J. ARIAS DE REYNA, *Asymptotic expansions of the auxiliary function*, [arXiv:2406.04714](#)
- [5] J. ARIAS DE REYNA, *Riemann's auxiliary function. Right Limit of zeros*, [arXiv:2406.07014](#)
- [6] J. ARIAS DE REYNA, *Note on the asymptotic of the auxiliary function*, [arXiv:2406.6066](#)
- [7] J. ARIAS DE REYNA, *Mean values of the auxiliary function*, [arXiv:2406.13278](#)
- [8] J. ARIAS DE REYNA, *On Siegel results about the zeros of the auxiliary function of Riemann*, [arXiv:2406.07968](#)
- [9] J. ARIAS DE REYNA, *On the number of zeros of $\mathcal{R}(s)$* , [arXiv:2406.08890](#)
- [10] J. ARIAS DE REYNA, *Trivial zeros of Riemann auxiliary function*, [arXiv:2406.09796](#)

- [11] J. ARIAS DE REYNA, *Zeros of $\mathcal{R}(s)$ on the fourth quadrant*, [arXiv:2406.11279](#)
- [12] J. ARIAS DE REYNA, *Infinite product of Riemann auxiliary function*, [arXiv:2406.12344](#)
- [13] J. ARIAS DE REYNA, *Density Theorems for Riemann's auxiliary function*, [arXiv:2406.14987](#)
- [14] R. J. BACKLUND, *Sur les zéros de la fonction $\zeta(s)$ de Riemann*, Comptes Rendues de l'Académie des Sciences **158** (1914) 1979–1981.
- [15] H. M. EDWARDS, *Riemann's Theta Function*, Academic Press, 1974, [Dover Edition in 2001].
- [16] J. E. LITTLEWOOD, *On the zeros of the Riemann zeta-function*, Proc. Cambridge Philos. Soc. **22** (1924) 295–318, [doi:10.1017/S0305004100014225](#)
- [17] B. RIEMANN, *Über die Anzahl der Primzahlen unter einer gegebenen Grösse*, Monatsber. Akad. Berlin (1859) 671–680.
- [18] B. RIEMANN, *Gesamemelte Mathematische Werke, Wissenschaftlicher Nachlass und Nachträge—Collected Papers*, Ed. R. Narasimhan, Springer, 1990.
- [19] W. RUDIN, *Real and complex analysis*, McGraw-Hill, London, 1970.
- [20] C. L. SIEGEL, *Über Riemann Nachlaß zur analytischen Zahlentheorie*, Quellen und Studien zur Geschichte der Mathematik Astronomie und Physik **2** (1932) 45–80. (Reprinted in [21], 1, 275–310.) [English version](#).
- [21] C. L. SIEGEL, *Carl Ludwig Siegel's Gesammelte Abhandlungen*, (edited by K. Chandrasekharan and H. Maaß), Springer-Verlag, Berlin, 1966.
- [22] E. C. TITCHMARSH *The Theory of the Riemann Zeta-function*, Second edition. Edited and with a preface by D. R. Heath-Brown. The Clarendon Press, Oxford University Press, New York, 1986.

n	$\beta \in [\frac{1}{2}, 1)$	$\beta < \frac{1}{2}$	$\beta \in [0, \frac{1}{2})$	$\beta < 0$	n	$\beta \in [\frac{1}{2}, 1)$	$\beta < \frac{1}{2}$	$\beta \in [0, \frac{1}{2})$	$\beta < 0$
1	0	0	0	0	47	124	232	172	60
2	0	1	0	1	48	116	250	189	61
3	0	4	2	2	49	137	238	174	64
4	2	6	3	3	50	126	260	199	61
5	4	9	4	5	51	135	261	198	63
6	7	12	5	7	52	130	276	201	75
7	8	16	8	8	53	145	270	203	67
8	5	23	15	8	54	144	281	210	71
9	11	25	16	9	55	157	279	208	71
10	14	29	18	11	56	155	290	213	77
11	13	36	23	13	57	163	292	211	81
12	18	37	19	18	58	181	285	212	73
13	19	44	27	17	59	160	316	227	89
14	23	47	28	19	60	182	303	223	80
15	22	55	36	19	61	178	318	239	79
16	25	59	37	22	62	185	322	239	83
17	31	61	42	19	63	183	332	251	81
18	29	71	45	26	64	185	342	260	82
19	30	78	52	26	65	189	349	253	96
20	42	73	47	26	66	191	356	274	82
21	46	77	53	24	67	185	372	283	89
22	37	95	65	30	68	201	368	275	93
23	43	97	68	29	69	203	375	289	86
24	47	101	63	38	70	205	384	287	97
25	48	108	71	37	71	204	395	299	96
26	48	116	84	32	72	236	375	266	109
27	63	111	71	40	73	229	392	298	94
28	54	127	92	35	74	231	400	295	105
29	62	129	87	42	75	230	412	310	102
30	68	131	89	42	76	221	431	345	86
31	68	140	96	44	77	228	436	331	105
32	84	133	92	41	78	238	435	329	106
33	74	152	107	45	79	255	430	326	104
34	83	152	103	49	80	236	459	350	109
35	80	164	115	49	81	259	447	328	119
36	74	179	123	56	82	258	458	345	113
37	90	172	122	50	83	256	472	355	117
38	88	183	129	54	84	260	479	369	110
39	94	186	126	60	85	273	476	359	117
40	98	192	141	51	86	268	493	380	113
41	100	200	142	58	87	286	484	371	113
42	101	208	151	57	88	268	515	391	124
43	108	210	155	55	89	284	508	386	122
44	107	221	166	55	90	293	512	387	125
45	117	220	158	62	91	292	522	406	116
46	129	218	154	64	92	288	539	418	121

n	$\beta \in [\frac{1}{2}, 1)$	$\beta < \frac{1}{2}$	$\beta \in [0, \frac{1}{2})$	$\beta < 0$	n	$\beta \in [\frac{1}{2}, 1)$	$\beta < \frac{1}{2}$	$\beta \in [0, \frac{1}{2})$	$\beta < 0$
93	297	539	417	122	140	513	865	658	207
94	305	544	419	125	141	523	866	690	176
95	301	558	435	123	142	549	853	655	198
96	320	550	424	126	143	506	906	725	181
97	320	562	432	130	144	531	894	704	190
98	315	577	451	126	145	513	923	723	200
99	319	585	452	133	146	517	932	734	198
100	321	594	456	138	147	524	937	747	190
101	335	591	460	131	148	524	948	750	198
102	347	591	454	137	149	536	949	749	200
103	329	618	481	137	150	572	926	743	183
104	338	623	485	138	151	552	955	747	208
105	358	613	485	128	152	567	954	765	189
106	346	636	496	140	153	581	952	743	209
107	356	638	496	142	154	581	964	756	208
108	361	644	502	142	155	575	982	780	202
109	368	649	489	160	156	580	989	793	196
110	383	644	496	148	157	578	1004	799	205
111	369	671	533	138	158	567	1025	816	209
112	389	663	510	153	159	590	1016	807	209
113	384	678	533	145	160	598	1019	801	218
114	401	672	524	148	161	587	1043	826	217
115	399	686	528	158	162	588	1054	843	211
116	379	718	559	159	163	606	1048	841	207
117	392	716	567	149	164	620	1046	827	219
118	408	711	558	153	165	611	1068	839	229
119	399	733	573	160	166	606	1084	864	220
120	424	718	563	155	167	633	1070	840	230
121	425	729	579	150	168	635	1079	866	213
122	414	753	600	153	169	639	1088	868	220
123	427	750	592	158	170	638	1103	876	227
124	413	776	614	162	171	643	1108	878	230
125	438	763	596	167	172	657	1108	878	230
126	433	779	614	165	173	642	1133	916	217
127	437	788	617	171	174	636	1154	921	233
128	438	796	623	173	175	652	1148	914	234
129	456	791	618	173	176	699	1115	864	251
130	446	814	637	177	177	677	1148	923	225
131	462	808	629	179	178	692	1147	915	232
132	466	818	636	182	179	674	1176	954	222
133	467	826	649	177	180	689	1174	931	243
134	472	835	645	190	181	683	1192	953	239
135	476	842	659	183	182	660	1227	973	254
136	476	854	681	173	183	703	1198	958	240
137	499	842	665	177	184	689	1223	966	257
138	473	881	696	185	185	704	1221	986	235
139	481	884	692	192	186	272	480	382	98