

Current fluctuations in symmetric zero-range process below and at critical density

Tanmoy Chakraborty*, Punyabrata Pradhan* and Kavita Jain†

* *Department of Physics of Complex Systems, S. N. Bose National Centre for Basic Sciences, Block-JD, Sector-III, Salt Lake, Kolkata 700106, India*

† *Theoretical Sciences Unit, Jawaharlal Nehru Centre for Advanced Scientific Research, Bangalore 560064, India*

(Dated: June 4, 2024)

Characterizing current fluctuations in a stationary state is of fundamental interest and has attracted considerable attention in the recent past. However, bulk of the studies are limited to systems that either do not exhibit a phase transition or are far from criticality. Here we consider a symmetric zero-range process on a ring that is known to show a phase transition in the stationary state. We use a microscopic approach to analytically calculate two density-dependent transport coefficients that characterize the first two cumulants of the time-integrated current. We show that on the hydrodynamic scale, away from the critical point, the variance of the time-integrated current grows with time t as \sqrt{t} and t at short and long times, respectively. Moreover, we find an expression of the full scaling function for the variance of the cumulative current and thereby the amplitude of the temporal growth of the current fluctuations. At the critical point, using a scaling theory, we find that while the above mentioned long-time scaling of the variance of the cumulative current continues to hold, the short time behavior is anomalous in that the growth exponent is larger than one-half and varies continuously with the model parameters.

Introduction: Unlike in thermodynamics where one deals with averages, at the microscopic level, the density and current are in fact stochastic. Indeed, characterization of their fluctuations is a fundamental problem in statistical physics and has attracted considerable interest. The behavior of current distribution and its cumulants have been investigated in a variety of classical models including simple exclusion process [1–7], contact process [8], zero-range process [9], models of heat conduction [10–12], multi-species chemical reactions [13], sand-piles [14, 15], and more recently, active matter [16–20], using microscopic theory, Monte-Carlo simulations or in the hydrodynamic framework of macroscopic fluctuation theory [3, 21–23].

These studies have shown that on the hydrodynamic scale, the steady state current statistics for finite systems depend on whether the time is smaller or larger than the (system size-dependent) relaxation time scale. Specifically, in a one-dimensional diffusive system of size L , if $Q_i(t)$ is the time-integrated current across a bond $(i, i+1)$ in time interval $t \gg L^2$ with density ρ and $\rho + \Delta\rho$ at the left and right boundary, the average current typically behaves as [21, 22]

$$\lim_{t \rightarrow \infty} \frac{\langle Q_i(t) \rangle}{t} = D(\rho) \frac{\Delta\rho}{L}, \quad (1)$$

which is the well known Fick’s law; here $D(\rho)$ is the bulk-diffusion coefficient that characterizes the response to a density gradient. For $\Delta\rho = 0$ (or, on a periodic domain), although the average current is zero, the second cumulant (that is, the variance) of time-integrated current scales as [21, 22]

$$\lim_{t \rightarrow \infty} \frac{\langle Q_i^2(t) \rangle_c}{t} = \frac{2\chi(\rho)}{L}, \quad (2)$$

where $\chi(\rho)$ is the collective particle mobility. However,

in an infinitely large system (or, equivalently, in the time domain $t \ll L^2$ for a finite system), the above scaling does not hold, and the variance of the time-integrated current grows the same way as the variance of the individual tagged-particle displacement in single-file transport [24], namely, as \sqrt{t} [5, 25–28].

However, in a system undergoing a phase transition, the behavior of current fluctuations can change at the critical point. For example, in the ABC model [29] that shows phase separation in the stationary state, at the critical point, all the time-integrated current cumulants scale linearly with time, but the coefficient of the growth law displays anomalous scaling with the system size [30]. On the other hand, in a totally asymmetric exclusion process with open boundaries, the scaling of the current fluctuation at the transition line are numerically found to remain the same as in the phases separated by it [8]. Recently, in the context of absorbing-phase transition, in the thermodynamic limit, the time-integrated bond-current variance in the one-dimensional conserved-mass stochastic sandpiles near criticality has also been found to grow anomalously with a growth exponent smaller than one-half [14, 15].

Evidently, the current statistics at the critical point can be different from those away from it, yet they remain largely unexplored. In this Letter, we study current fluctuations in a zero-range process (ZRP) – a paradigmatic model of an interacting-particle system that, in a certain parameter regime, shows a phase transition between a fluid phase and a condensate phase in which fluid and a macroscopic condensate coexist [31]. We find that, in regions of the parameter space where the bulk-diffusion constant is finite, the sub-diffusive and linear scaling of current fluctuations mentioned in the Introduction hold. But, at the critical point, for a range of model parameters, the bulk-diffusion constant vanishes in the

thermodynamic limit and as a consequence, the variance of the time-integrated current increases algebraically in time with a continuously varying exponent larger than one-half in this regime. In the fluid phase, these results are obtained analytically and, at the critical point, we provide a scaling theory; the details of the calculations are provided in the Supplemental Material (SM) [32]. All the results are verified using extensive Monte Carlo simulations in which the data were obtained typically over 10^4 independent stochastic runs in the stationary state.

Model and its stationary state: We consider a ZRP on a ring with L sites, each of which contains $m_i \geq 0$ particles of mass unity. In continuous time, a particle hops out of the i th site having $m_i > 0$ particles with rate $u(m_i)$, symmetrically to either left or right nearest neighbor; these dynamics keep the total number of particles and global density constant at $\sum_{i=1}^L m_i = M$ and $\bar{\rho} = M/L$, respectively. In this work, the hop rate is chosen to be

$$u(m) = 1 + \frac{b}{m}, \quad b > 2. \quad (3)$$

The joint mass distribution of the configurations that respect the particle number conservation is exactly given by [31]

$$P(\{m_1, \dots, m_L\}) \propto \prod_{i=1}^L f(m_i), \quad (4)$$

where $f(m) = \frac{m!}{(b+1)_m}$ for the hop rate in Eq. (3), and $(a)_m = a(a+1)\dots(a+m-1)$. From Eq. (4), the single site particle distribution in the grand canonical ensemble can be written as

$$p(m) = \frac{z^m f(m)}{g(z)}, \quad (5)$$

where $0 < z(\bar{\rho}) = \langle u \rangle \leq 1$ is the fugacity and $g(z) = \sum_{m=0}^{\infty} z^m f(m)$ is the normalization constant. As the global density is conserved, from Eq. (5), we have

$$\bar{\rho} = \frac{z}{g(z)} \frac{dg(z)}{dz} = \frac{z {}_2F_1(2, 2; b+2; z)}{(b+1) {}_2F_1(1, 1; b+1; z)} \quad (6)$$

where ${}_2F_1(\alpha, \beta; \gamma; z)$ is the Gauss hypergeometric function.

Eq. (6) shows that the fugacity increases with total density $\bar{\rho}$, but it reaches its maximum value, *viz.*, one at a finite critical density [31],

$$\bar{\rho}_c = \frac{1}{b-2} \quad (7)$$

For $\bar{\rho} < \bar{\rho}_c$, the fugacity is below one and the mass distribution $p(m)$ decays exponentially, and, at the critical density, it decays algebraically as m^{-b} . But for $\bar{\rho} > \bar{\rho}_c$ where $z = 1$, the mean density at $L-1$ sites remains

at the critical density $\bar{\rho}_c$ and the excess density, $\bar{\rho} - \bar{\rho}_c$ condenses into a single mass cluster at one site.

Theory of bond-current fluctuations: We are interested in understanding the statistics of the time-integrated current $Q_i(t)$ defined as the net current across the bond $(i, i+1)$ up to time t in the steady state. We first consider the average bond current, $\langle Q_i(t) \rangle$. To derive the time-evolution equation for relevant observables from microscopic dynamical rules, we note that, in the infinitesimal time interval $[t, t+dt]$, the cumulative current will change if a particle either hops in (out) site $i+1$ from (to) i so that

$$Q_i(t+dt) = \begin{cases} Q_i(t) + 1, & \text{prob. } \frac{1}{2}u_i dt, \\ Q_i(t) - 1, & \text{prob. } \frac{1}{2}u_{i+1} dt, \\ Q_i(t), & \text{prob. } 1 - \frac{1}{2}(u_i + u_{i+1})dt, \end{cases} \quad (8)$$

where, for brevity, we have defined $u_i \equiv u[m_i(t)]$. Using the above equation, we then obtain

$$\frac{d}{dt} \langle Q_i(t) \rangle = \frac{1}{2} (\langle u_i \rangle - \langle u_{i+1} \rangle) = \langle J_i(t) \rangle. \quad (9)$$

At large times, assuming the observable $\langle u_i \rangle$ is governed by the corresponding slow variable, which is the local density ρ_i [that is, $\langle u_i \rangle \equiv z(\rho_i)$], and performing a Taylor series expansion about the global density $\bar{\rho}$ on the RHS of Eq. (9), we recover the Fick's law for the average current,

$$\langle J_i \rangle \approx D(\bar{\rho})(\rho_i - \rho_{i+1}), \quad (10)$$

where the density-dependent bulk-diffusion coefficient is given by,

$$D(\bar{\rho}) = \frac{1}{2} \left[\frac{\partial z(\rho)}{\partial \rho} \right]_{\rho=\bar{\rho}}. \quad (11)$$

As shown in Sec. I of the SM [32], $D(\bar{\rho})$ decreases monotonically with the global density. For later reference, it is important to note that the bulk-diffusion coefficient remains finite for densities below the critical density. But, it vanishes at the critical point for $2 < b < 3$ in the thermodynamic limit [33].

We now derive the time-evolution equation for the variance $\langle Q_i^2(t) \rangle_c$ of the time-integrated bond-current. In a manner similar to above, we write all possible ways in which the random variable $Q_i^2(t)$ changes in an infinitesimal time interval $[t, t+dt]$:

$$Q_i^2(t+dt) = \begin{cases} (Q_i(t) + 1)^2, & \text{prob. } \frac{1}{2}u_i dt, \\ (Q_i(t) - 1)^2, & \text{prob. } \frac{1}{2}u_{i+1} dt, \\ Q_i^2(t), & \text{prob. } 1 - \frac{1}{2}(u_i + u_{i+1})dt. \end{cases} \quad (12)$$

Using the above rules and Eq. (9), we find that

$$\begin{aligned} \frac{d}{dt} \langle Q_i^2(t) \rangle_c &= \frac{1}{2} (\langle u_i \rangle + \langle u_{i+1} \rangle) \\ &+ [\langle u_i(t) Q_i(t) \rangle_c - \langle u_{i+1}(t) Q_i(t) \rangle_c] \end{aligned} \quad (13)$$

which, however, does not close. It is not difficult to see that the evolution equation for $\langle u_j(t)Q_i(t) \rangle_c$ also does not close and, as a result, it does not seem possible to obtain an exact expression for the current fluctuations.

To make analytical progress, below we propose a closure scheme that allows us to efficiently handle Eq. (13) and calculate the desired quantities far from criticality quite accurately. On the hydrodynamic scale, when the fluctuations around the global steady state profile are small, the gradient of the non-conserved operator u_i appearing in the local diffusive current operator $J_i(t)$, is assumed to be governed by the gradient of the conserved density, or local mass operator m_i ,

$$J_i(t) \simeq D(\bar{\rho}) [m_i(t) - m_{i+1}(t)], \quad (14)$$

where the bulk-diffusion coefficient $D(\bar{\rho})$ is defined already in Eq. (11). As a result, for an arbitrary observable $O(t')$, we can write

$$\langle J_i(t)O(t') \rangle \simeq D(\bar{\rho}) [\langle m_i(t)O(t') \rangle - \langle m_{i+1}(t)O(t') \rangle]. \quad (15)$$

Under the above approximation, the RHS of Eq. (13) now involves the gradient of mass-current correlation function $\langle m_i(t)Q_j(t) \rangle_c$. As shown in Sec. II of the SM [32], the evolution equation for this correlation function requires $\langle m_i(t)m_j(t) \rangle_c$ whose evolution equation, however, closes, and can be solved to yield an analytical expression for $\langle m_j(t)Q_i(t) \rangle_c$. Using these results, we then arrive at the following evolution equation,

$$\frac{d}{dt} \langle Q^2(t) \rangle_c \simeq z(\bar{\rho}) + \frac{z(\bar{\rho})}{L} \sum_{q=\frac{2\pi}{L}, \frac{4\pi}{L}, \dots}^{2\pi-2\pi/L} (1 - e^{-\lambda_q Dt}) \quad (16)$$

where $\lambda_q = 2(1 - \cos q)$ with $q = 2\pi/L, 4\pi/L, \dots, 2\pi(L-1)/L$. Notably, we have dropped the site index as the system is translationally invariant. Integrating the above equation over time, we finally obtain the variance of the time-integrated bond current as

$$\langle Q^2(t) \rangle_c \simeq \frac{2\chi(\bar{\rho})}{L} \left[t + \sum_{q=\frac{2\pi}{L}, \frac{4\pi}{L}, \dots}^{2\pi-2\pi/L} \frac{1}{\lambda_q D(\bar{\rho})} (1 - e^{-\lambda_q D(\bar{\rho})t}) \right], \quad (17)$$

where the mobility $\chi(\bar{\rho}) = z(\bar{\rho})/2$ is simply proportional to the fugacity [as can be seen on comparing Eq. (2) and Eq. (22b) below].

Current fluctuations below criticality: For $\bar{\rho} < \bar{\rho}_c$ where the fugacity is below one and the bulk-diffusion constant is finite everywhere, we use the theory developed above to understand the current fluctuations. We are mainly interested in the behavior of $\langle Q^2(t) \rangle_c$ on hydrodynamic time scale. But we mention that it scales linearly with time for $t \ll 1/D$, see Sec. III of the SM [32] for details.

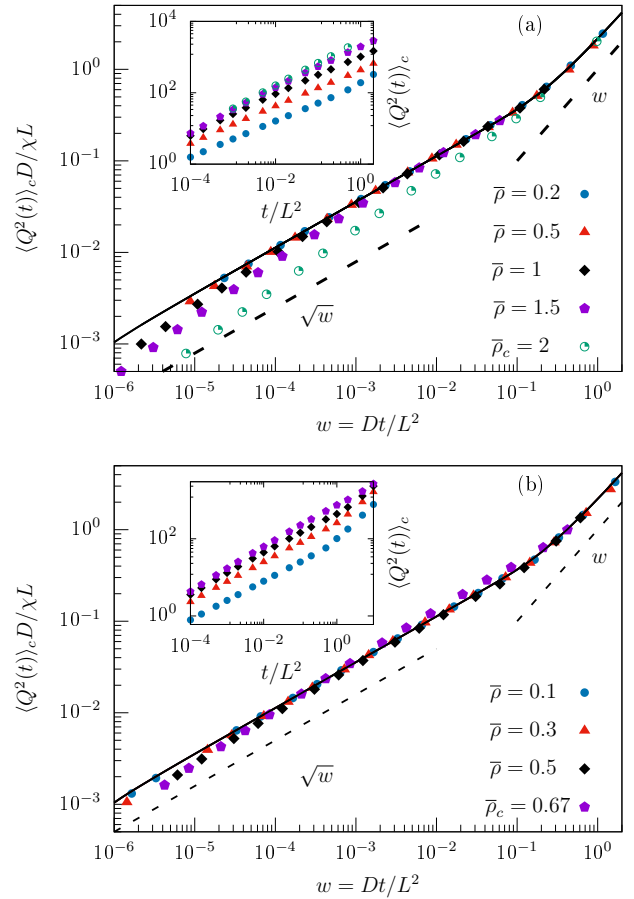


FIG. 1. Scaled time-integrated bond-current fluctuation obtained from simulations (points) is compared with Eq. (18) (line) at various densities for $b = 5/2$ (top) and $7/2$ (bottom). The inset shows the unscaled time-integrated bond-current fluctuation $\langle Q^2(t) \rangle_c$ as a function of t/L^2 for the same set of densities and b values. In both figures, the system size is $L = 1000$.

In the hydrodynamic scaling regime where $L \rightarrow \infty, Dt \rightarrow \infty$ such that the ratio $w = Dt/L^2$ is finite, Eq. (17) can be written as

$$\frac{D(\bar{\rho}) \langle Q^2(t) \rangle_c}{2\chi(\bar{\rho})L} = \mathcal{F}\left(\frac{Dt}{L^2}\right). \quad (18)$$

The scaling function is given by

$$\begin{aligned} \mathcal{F}(w) &= \lim_{L \rightarrow \infty} \left[w + \frac{1}{L^2} \sum_q \frac{1}{\lambda_q} (1 - e^{-\lambda_q w L^2}) \right], \quad (19) \\ &\simeq w + \sqrt{\frac{w}{\pi}} \frac{1 - e^{-4\pi^2 w}}{4\pi^2} \operatorname{erfc}(2\pi\sqrt{w}), \quad (20) \end{aligned}$$

where the last equation is obtained on approximating the sum on the RHS of Eq. (19) by an integral, and $\operatorname{erfc}(x)$ is the complementary error function. Using the relevant

The above expression shows that at short times, the variance of the cumulative current grows faster than the generic \sqrt{t} scaling away from the critical point and the crossover to the linear scaling occurs at a time scale larger than the diffusive scale. Furthermore, the growth exponent at short times varies continuously with b for $2 < b < 3$, and we recover the \sqrt{t} scaling for $b \geq 3$.

Summary and concluding remarks: In this study, using a microscopic approach, we have shown that the steady-state current fluctuations show anomalous scaling at the critical point when the parameter $2 < b < 3$, and the origin of this result lies in the vanishing bulk-diffusion coefficient in the thermodynamic limit. Such a behavior of the bulk-diffusion coefficient has also been observed in a ZRP with sitewise quenched disorder where it remains finite or vanishes depending on the distribution of hopping rates [34]; indeed it would be quite interesting to study the dynamics of current fluctuations in such disordered systems.

The results here are obtained using a microscopic dynamical theory where we introduced an (approximate) closure scheme and they are supported through simulations. We emphasize that, although we have considered here only the ZRP, our results are expected to have a broader validity for the systems at criticality, where the bulk-diffusion coefficient vanishes (as expected in a clustering transition), but the mobility remains finite. Indeed, it would be of great interest if the scaling function for the current fluctuations at the critical point can be calculated using a microscopic theory. Here, our analysis is limited to the second cumulant of the time-integrated current, and extending these results to the full distribution of the time-integrated current, or higher order statistics, using a detailed hydrodynamic theory is also certainly desirable.

Acknowledgements: We thank Gunter Schütz and Tridib Sadhu for useful discussions. We also thank the International Centre for Theoretical Sciences (ICTS), Bengaluru for hospitality during the 9th Indian Statistical Physics Community Meeting (ICTS/ISPCM2024/4) that facilitated our discussions.

[1] B. Derrida and J. L. Lebowitz, *Phys. Rev. Lett.* **80**, 209 (1998).
 [2] T. Bodineau and B. Derrida, *Phys. Rev. Lett.* **92**, 180601 (2004).
 [3] B. Derrida, *Journal of Statistical Mechanics: Theory and Experiment* **2007**, P07023 (2007).
 [4] C. Appert-Rolland, B. Derrida, V. Lecomte, and F. van Wijland, *Phys. Rev. E* **78**, 021122 (2008).
 [5] B. Derrida and A. Gerschenfeld, *Journal of Statistical Physics* **136**, 1 (2009).
 [6] A. Imparato, V. Lecomte, and F. van Wijland, *Phys.*

Rev. E **80**, 011131 (2009).
 [7] P. L. Krapivsky and B. Meerson, *Phys. Rev. E* **86**, 031106 (2012).
 [8] M. Gorissen, J. Hooyberghs, and C. Vanderzande, *Phys. Rev. E* **79**, 020101 (2009).
 [9] R. J. Harris, A. Rákos, and G. M. Schütz, *Journal of Statistical Mechanics: Theory and Experiment* **2005**, P08003 (2005).
 [10] C. Kipnis, C. Marchioro, and E. Presutti, *Journal of Statistical Physics* **27**, 65 (1982).
 [11] G. Basile, C. Bernardin, and S. Olla, *Phys. Rev. Lett.* **96**, 204303 (2006).
 [12] P. I. Hurtado and P. L. Garrido, *Journal of Statistical Mechanics: Theory and Experiment* **2009**, P02032 (2009).
 [13] C. E. Fiore, P. E. Harunari, C. E. F. Noa, and G. T. Landi, *Phys. Rev. E* **104**, 064123 (2021).
 [14] A. Mukherjee and P. Pradhan, *Phys. Rev. E* **107**, 024109 (2023).
 [15] A. Mukherjee, D. Tapader, A. Hazra, and P. Pradhan, [arXiv:2312.11181 \[cond-mat.stat-mech\]](https://arxiv.org/abs/2312.11181).
 [16] T. GrandPre and D. T. Limmer, *Physical Review E* **98**, 060601 (2018).
 [17] T. Banerjee, S. N. Majumdar, A. Rosso, and G. Schehr, *Phys. Rev. E* **101**, 052101 (2020).
 [18] T. Agranov, S. Ro, Y. Kafri, and V. Lecomte, *SciPost Physics* **14**, 045 (2023).
 [19] S. Jose, R. Dandekar, and K. Ramola, *Journal of Statistical Mechanics: Theory and Experiment* **2023**, 083208 (2023).
 [20] T. Chakraborty and P. Pradhan, *Phys. Rev. E* **109**, 044135 (2024).
 [21] L. Bertini, A. De Sole, D. Gabrielli, G. Jona-Lasinio, and C. Landim, *Phys. Rev. Lett.* **87**, 040601 (2001).
 [22] L. Bertini, A. De Sole, D. Gabrielli, G. Jona-Lasinio, and C. Landim, *Journal of Statistical Physics* **107**, 635 (2002).
 [23] L. Bertini, A. De Sole, D. Gabrielli, G. Jona-Lasinio, and C. Landim, *Rev. Mod. Phys.* **87**, 593 (2015).
 [24] S. Alexander and P. Pincus, *Phys. Rev. B* **18**, 2011 (1978).
 [25] A. De Masi and P. A. Ferrari, *Journal of Statistical Physics* **107**, 677 (2002).
 [26] E. Barkai and R. Silbey, *Phys. Rev. Lett.* **102**, 050602 (2009).
 [27] P. L. Krapivsky, K. Mallick, and T. Sadhu, *Phys. Rev. Lett.* **113**, 078101 (2014).
 [28] T. Sadhu and B. Derrida, *Journal of Statistical Mechanics: Theory and Experiment* **2016**, 113202 (2016).
 [29] M. R. Evans, Y. Kafri, H. M. Koduvely, and D. Mukamel, *Phys. Rev. Lett.* **80**, 425 (1998).
 [30] A. Gerschenfeld and B. Derrida, *Europhysics Letters* **96**, 20001 (2011).
 [31] M. R. Evans and T. Hanney, *Journal of Physics A: Mathematical and General* **38**, R195 (2005).
 [32] See Supplemental Material at [link to be inserted by the publisher] for details of various calculations and additional figures..
 [33] Priyanka, A. Ayyer, and K. Jain, *Phys. Rev. E* **90**, 062104 (2014).
 [34] M. Barma and K. Jain, *Pramana* **58**, 409 (2002).

Supplemental Material: Current fluctuations in symmetric zero-range process below and at critical density

Tanmoy Chakraborty*, Punyabrata Pradhan* and Kavita Jain†

* *Department of Physics of Complex Systems, S. N. Bose National Centre for Basic Sciences,
Block-JD, Sector-III, Salt Lake, Kolkata 700106, India*

† *Theoretical Sciences Unit, Jawaharlal Nehru Centre for Advanced Scientific Research, Bangalore 560064, India*

I. MACROSCOPIC TRANSPORT COEFFICIENTS

On expanding the LHS and RHS of Eq. (6) of the main text about the critical density and fugacity $z = 1$, respectively, we find that, to leading order in $1 - z$,

$$\rho - \rho_c = \begin{cases} -\pi \csc(b\pi)(b-1)^2(1-z)^{b-2}, & 2 < b < 3 \\ 8(1-z)\ln(1-z), & b = 3 \\ \frac{-(b-1)^2(1-z)}{(b-3)(b-2)^2}, & b > 3 \end{cases} \quad \begin{array}{l} \text{(I.1a)} \\ \text{(I.1b)} \\ \text{(I.1c)} \end{array}$$

Using the definition of bulk-diffusion constant given in Eq. (11) and the above equation, we immediately obtain

$$D = \frac{dz}{d\rho} = \begin{cases} \frac{(1-z)^{3-b}}{\pi \csc(b\pi)(b-1)^2(b-3)}, & 2 < b < 3 \\ 1, & b = 3 \\ \frac{(b-3)(b-2)^2}{(b-1)^2}, & b > 3 \end{cases} \quad \begin{array}{l} \text{(I.2a)} \\ \text{(I.2b)} \\ \text{(I.2c)} \end{array}$$

which shows that the bulk-diffusion constant vanishes for $2 < b \leq 3$ at the critical density, as also indicated in Fig. I.1. For $\rho - \rho_c \sim \mathcal{O}(L^{-1})$, from (I.1a) and (I.1c), we find that $1 - z \sim \mathcal{O}(L^{-\frac{1}{b-2}})$, $2 < b < 3$ and $1 - z \sim \mathcal{O}(L^{-1})$, $b \geq 3$. On using these scalings in the above equation for the diffusion constant, we find that close to the critical point, the diffusion constant behaves with the system size as

$$D \sim \begin{cases} L^{-\frac{3-b}{b-2}}, & 2 < b < 3 \\ \mathcal{O}(1), & b > 3 \end{cases} \quad \begin{array}{l} \text{(I.3a)} \\ \text{(I.3b)} \end{array}$$

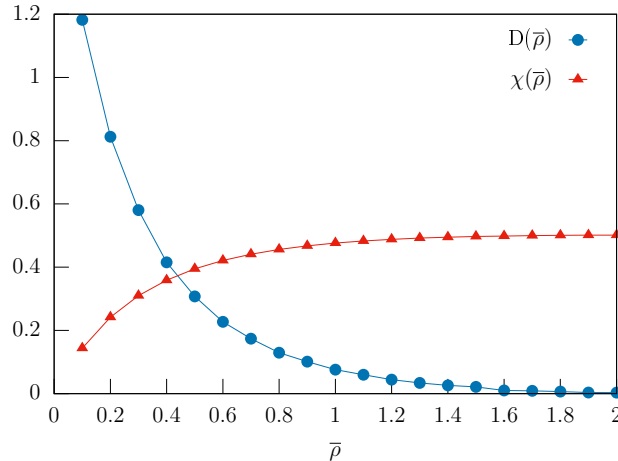


FIG. I.1: Figure shows that with increasing density, the bulk-diffusion constant decreases and collective particle mobility increases towards one half; here $b = 5/2$.

II. CALCULATION OF TIME-INTEGRATED BOND CURRENT CUMULANT $\langle Q^2(t) \rangle_c$

Upon implementing the closure scheme described in Eq. (15) of the main text, the exact time-evolution equation for $\langle Q^2(t) \rangle_c$ in Eq. (13) of the main text reads as follows:

$$\frac{d}{dt} \langle Q_i^2(t) \rangle_c \simeq \frac{1}{2} [\langle u_i \rangle + \langle u_{i+1} \rangle] + 2D(\bar{\rho}) [\langle m_i(t) Q_i(t) \rangle_c - \langle m_{i+1}(t) Q_i(t) \rangle_c]. \quad (\text{II.1})$$

Therefore, calculating $\langle Q_i^2(t) \rangle_c$ essentially reduces to computing the equal-time mass-current correlation function $\langle m_j(t) Q_i(t) \rangle_c = \langle m_j(t) Q_i(t) \rangle - \langle m_j(t) \rangle \langle Q_i(t) \rangle$, which we will now proceed to calculate.

A. Equal time mass-current correlation function

Below, we list all the possible combinations that result in the update of the product $m_j(t) Q_i(t)$ within the infinitesimal time window $[t, t + dt]$, as given by

$$m_j(t + dt) Q_i(t + dt) = \begin{cases} (m_j(t) - 1)(Q_i(t) + 1), & \text{prob. } \frac{1}{2} u_i \delta_{i,j} dt, \\ (m_j(t) - 1)(Q_i(t) - 1), & \text{prob. } \frac{1}{2} u_{i+1} \delta_{i,j-1} dt, \\ (m_j(t) + 1)(Q_i(t) - 1), & \text{prob. } \frac{1}{2} u_{i+1} \delta_{i,j} dt, \\ (m_j(t) + 1)(Q_i(t) + 1), & \text{prob. } \frac{1}{2} u_i \delta_{i,j-1} dt, \\ (m_j(t) - 1) Q_i(t), & \text{prob. } \frac{1}{2} u_j (2 - \delta_{i,j} - \delta_{i,j-1}) dt \\ (m_j(t) + 1) Q_i(t), & \text{prob. } \frac{1}{2} \{ u_{j+1} (1 - \delta_{i,j}) + u_{j-1} (1 - \delta_{i,j-1}) \} dt. \\ m_j(t) (Q_i(t) + 1), & \text{prob. } \frac{1}{2} u_i (1 - \delta_{i,j} - \delta_{i,j-1}) dt, \\ m_j(t) (Q_i(t) - 1), & \text{prob. } \frac{1}{2} u_{i+1} (1 - \delta_{i,j} - \delta_{i,j-1}) dt, \\ m_j(t) Q_i(t), & \text{prob. } 1 - \Sigma dt, \end{cases} \quad (\text{II.2})$$

where Σ represents the sum of exit rates and is given by,

$$\Sigma = \frac{1}{2} (u_{j+1} + u_{j-1} + 2u_j) + \frac{1}{2} (u_{i+1} + u_i) (1 - \delta_{i,j} - \delta_{i,j-1}). \quad (\text{II.3})$$

Using the above update rule in Eq. (II.2), the time-evolution equation of $\langle m_j(t) Q_i(t) \rangle$ is calculated to be,

$$\frac{d}{dt} \langle m_j(t) Q_i(t) \rangle = \frac{1}{2} [\langle u_i \rangle + \langle u_{i+1} \rangle] (\delta_{i,j-1} - \delta_{i,j}) + [\langle Q_i(t) J_{j-1}(t) \rangle - \langle Q_i(t) J_j(t) \rangle] + \langle m_j(t) J_i(t) \rangle. \quad (\text{II.4})$$

where,

$$J_i(t) = \frac{1}{2} [u_i(t) - u_{i+1}(t)] \quad (\text{II.5})$$

Moreover, by applying the continuity equation, the time-evolution of the local mass $m_j(t)$ can be written as,

$$\frac{d \langle m_j \rangle}{dt} = \langle J_{j-1}(t) \rangle - \langle J_j(t) \rangle. \quad (\text{II.6})$$

Finally, by using Eqs. (II.4) and (II.6), we obtain the time-evolution of $\langle m_j(t) Q_i(t) \rangle_c$ in the following manner:

$$\frac{d}{dt} \langle m_j(t) Q_i(t) \rangle_c = \frac{d}{dt} \langle m_j(t) Q_i(t) \rangle - \left[\frac{d \langle m_j \rangle}{dt} \langle Q_i(t) \rangle + \langle m_j(t) \rangle \frac{d \langle Q_i \rangle}{dt} \right], \quad (\text{II.7})$$

$$= \frac{1}{2} [\langle u_i \rangle + \langle u_{i+1} \rangle] (\delta_{i,j-1} - \delta_{i,j}) + [\langle Q_i(t) J_{j-1}(t) \rangle_c - \langle Q_i(t) J_j(t) \rangle_c] + \langle m_j(t) J_i(t) \rangle_c, \quad (\text{II.8})$$

$$= D(\bar{\rho}) \Delta_j^2 \langle m_j(t) Q_i(t) \rangle_c + D(\bar{\rho}) \Delta_j \langle m_j(t) m_i(t) \rangle_c - \frac{1}{2} [\langle u_i \rangle + \langle u_{i+1} \rangle] \Delta_j \delta_{i,j}. \quad (\text{II.9})$$

In the above equation, Δ_j and Δ_j^2 represent the discrete gradient and Laplacian operators, respectively, and they are defined as follows:

$$\Delta_j f_j = f_j - f_{j-1}, \quad (\text{II.10})$$

$$\Delta_j^2 f_j = f_{j+1} + f_{j-1} - 2f_j. \quad (\text{II.11})$$

Clearly, Eq. (II.9) indicates that in order to solve for the mass-current correlation function, we must first determine the steady-state mass-mass correlation function $\langle m_j(t)m_i(t) \rangle_c = \langle m_j(t)m_i(t) \rangle - \langle m_j(t) \rangle \langle m_i(t) \rangle$, which is addressed in the following section.

B. Equal-time mass-mass correlation function

We begin by writing down the events that corresponds to the update of the product $m_j(t)m_i(t)$ in the infinitesimal time interval $[t, t + dt]$, as given by

$$m_j(t + dt)m_i(t + dt) = \begin{cases} (m_j(t) - 1)^2, & \text{prob. } u_j \delta_{i,j} dt, \\ (m_j(t) + 1)^2, & \text{prob. } \frac{1}{2}(u_{j+1} + u_{j-1}) \delta_{i,j} dt, \\ (m_j(t) + 1)(m_i(t) - 1), & \text{prob. } \frac{1}{2}(u_{j+1} \delta_{i,j+1} + u_{j-1} \delta_{i,j-1}) dt, \\ (m_j(t) - 1)(m_i(t) + 1), & \text{prob. } \frac{1}{2}(u_{i+1} \delta_{j,i+1} + u_{i-1} \delta_{j,i-1}) dt, \\ (m_j(t) - 1)m_i(t), & \text{prob. } \frac{1}{2}u_j(2 - 2\delta_{i,j} - \delta_{i,j-1} - \delta_{i,j+1}) dt \\ (m_j(t) + 1)m_i(t), & \text{prob. } \frac{1}{2}\left\{u_{j+1}(1 - \delta_{i,j} - \delta_{i,j+1}) + u_{j-1}(1 - \delta_{i,j} - \delta_{i,j-1})\right\} dt, \\ m_j(t)(m_i(t) + 1), & \text{prob. } \frac{1}{2}\left\{u_{i+1}(1 - \delta_{i,j} - \delta_{j,i+1}) + u_{i-1}(1 - \delta_{j,i} - \delta_{j,i-1})\right\} dt, \\ m_j(t)(m_i(t) - 1), & \text{prob. } \frac{1}{2}u_i(2 - 2\delta_{i,j} - \delta_{j,i-1} - \delta_{j,i+1}) dt, \\ m_j(t)m_i(t), & \text{prob. } 1 - \Sigma dt. \end{cases} \quad (\text{II.12})$$

Here, the sum of exit rates, i.e., Σ is given by,

$$\Sigma = \frac{1}{2}(u_{j+1} + u_{j-1} + 2u_j) + \frac{1}{2}(u_{i+1} + u_{i-1} + 2u_i) + \frac{1}{2}u_{j+1}(\delta_{i,j+1} - \delta_{i,j}) + \frac{1}{2}u_{j-1}(\delta_{i,j-1} - \delta_{i,j}). \quad (\text{II.13})$$

Using the update rule in Eq. (II.12), the corresponding time-evolution equation for $\langle m_j(t)m_i(t) \rangle$ is calculated to be,

$$\frac{d}{dt} \langle m_i(t)m_j(t) \rangle = \frac{1}{2} [\langle u_i \rangle + \langle u_{i+1} \rangle] \Delta_j^2 \delta_{i,j} - \Delta_j \langle m_i(t) J_{j-1}^{(D)}(t) \rangle - \Delta_i \langle m_j(t) J_{i-1}^{(D)}(t) \rangle. \quad (\text{II.14})$$

Now, by using the above equation along with Eq. (II.6), the time-evolution of equal-time mass-mass correlation function is obtained to satisfy the following equation:

$$\frac{d}{dt} \langle m_i(t)m_j(t) \rangle_c = \frac{1}{2} [\langle u_i \rangle + \langle u_{i+1} \rangle] \Delta_j^2 \delta_{i,j} - \Delta_j \langle m_i(t) J_{j-1}(t) \rangle_c - \Delta_i \langle m_j(t) J_{i-1}(t) \rangle_c. \quad (\text{II.15})$$

Notably, upon using the closure approximation, the above equation can be rewritten as,

$$\frac{d}{dt} \langle m_i(t)m_j(t) \rangle_c = \frac{1}{2} [\langle u_i \rangle + \langle u_{i+1} \rangle] \Delta_j^2 \delta_{i,j} - 2D(\bar{\rho}) \Delta_j^2 \langle m_i(t)m_j(t) \rangle_c. \quad (\text{II.16})$$

One can now solve Eq. (II.16) to obtain the time-dependent solution of $\langle m_i(t)m_j(t) \rangle_c$.

Since, in this work, we want to achieve current fluctuation at the steady state, we need to calculate the steady state value of $\langle m_i(t)m_j(t) \rangle_c$. To this end, we immediately obtain the steady-state condition by dropping the explicit time dependence from Eq. (II.16) and assuming spatial homogeneity $\langle u_{i+1} \rangle = \langle u_i \rangle = z(\bar{\rho})$. Consequently, the desired steady-state solution then takes the following form:

$$\langle m_i m_j \rangle_c = \frac{z(\bar{\rho})}{2D(\bar{\rho})} \delta_{i,j}. \quad (\text{II.17})$$

Note that, the above solution for $\langle m_i m_j \rangle_c$ immediately allows for calculating the time-evolution equation of the equal-time mass-current correlation function at the steady state, which can be written as,

$$\frac{d}{dt} \langle m_j(t) Q_i(t) \rangle_c = D(\bar{\rho}) \Delta_j^2 \langle m_j(t) Q_i(t) \rangle_c - \frac{z(\bar{\rho})}{2} \Delta_j \delta_{i,j}. \quad (\text{II.18})$$

It is simple to solve Eq. (II.18) in the Fourier basis. To implement this strategy, we first obtain the solution in the Fourier basis, and then perform the inverse Fourier transformation to obtain the solution for $\langle m_j(t) Q_i(t) \rangle_c$ in real space, which is calculated to be,

$$\langle m_j(t) Q_i(t) \rangle_c = \frac{z(\bar{\rho})}{2D(\bar{\rho})L} \sum_q \frac{e^{-iqr}}{\lambda_q} (1 - e^{iq})(1 - e^{-\lambda_q Dt}), \quad (\text{II.19})$$

where $q = 2\pi/L, 4\pi/L, \dots, 2\pi(L-1)/L$, $r = j - i$ and λ_q is the eigenvalue of the discrete Laplacian operator, which is given by

$$\lambda_q = 2(1 - \cos q). \quad (\text{II.20})$$

Finally, plugging in the above steady state solution of equal-time mass-current correlation function of Eq. (II.19) and incorporating the condition of spatial homogeneity $\langle u_{i+1} \rangle = \langle u_i \rangle = z(\bar{\rho})$ in Eq. (II.1), we find the steady-state time-integrated current fluctuation to satisfy the following time evolution equation:

$$\frac{d}{dt} \langle Q_i^2(t) \rangle_c \simeq z(\bar{\rho}) + \frac{z(\bar{\rho})}{L} \sum_q \frac{(1 - e^{-iq})}{\lambda_q} (1 - e^{iq})(1 - e^{-\lambda_q Dt}) \quad (\text{II.21})$$

$$= z(\bar{\rho}) + \frac{z(\bar{\rho})}{L} \sum_q (1 - e^{-\lambda_q Dt}). \quad (\text{II.22})$$

which is Eq. (16) of the main text.

III. SHORT TIME BEHAVIOR OF CURRENT FLUCTUATIONS

For $Dt \ll 1$, by linearly expanding the exponential term in Eq. (17) of the main text, we find that

$$\lim_{Dt \ll 1} \langle Q_i^2(t) \rangle_c \simeq 2\chi(\bar{\rho})t, \quad (\text{III.1})$$

which agrees quite well with the numerical data shown in Fig. III.1.

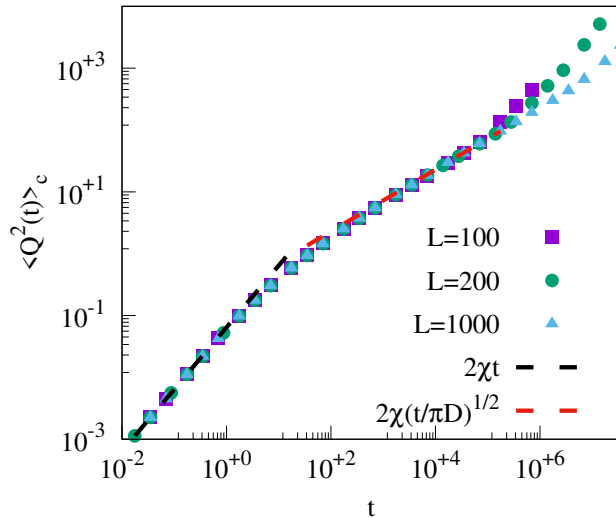


FIG. III.1: Time-integrated bond-current fluctuations $\langle Q_i^2(t) \rangle_c$ against the observation time t for various system sizes L for $\rho = 0.5$ and $b = 2.5$. The dotted lines demonstrate L -independent growth at small times (black dotted line), as defined in Eq. (III.1), and at intermediate regime (red dotted line), as given in Eq. (22a) of the main text.