

Demo: Soccer Information Retrieval via Natural Queries using SoccerRAG

Aleksander Theo Strand
OsloMet, TET Digital AS
Oslo, Norway
0009-0008-2749-2347

Sushant Gautam
OsloMet, SimulaMet
Oslo, Norway
0000-0001-9232-2661

Cise Midoglu
SimulaMet, Forzasys
Oslo, Norway
0000-0003-0991-4418

Pål Halvorsen
OsloMet, SimulaMet, Forzasys
Oslo, Norway
0000-0003-2073-7029

Abstract—The rapid evolution of digital sports media necessitates sophisticated information retrieval systems that can efficiently parse extensive multimodal datasets. This paper demonstrates SoccerRAG, an innovative framework designed to harness the power of Retrieval Augmented Generation (RAG) and Large Language Models (LLMs) to extract soccer-related information through natural language queries. By leveraging a multimodal dataset, SoccerRAG supports dynamic querying and automatic data validation, enhancing user interaction and accessibility to sports archives. We present a novel interactive user interface (UI) based on the Chainlit framework which wraps around the core functionality, and enable users to interact with the SoccerRAG framework in a chatbot-like visual manner.

Index Terms—association football, information retrieval, large language models, natural language processing, sports, UI

I. INTRODUCTION

The burgeoning interest in Retrieval Augmented Generation (RAG), fueled by the rapid advancements in Large Language Models (LLMs), has paved new avenues for exploring innovative use cases across various domains, notably within multimodal information retrieval [1]. Despite the wide applicability of RAG frameworks in enhancing the capabilities of generative AI for open-domain question answering and beyond, its potential in the sports domain, particularly within soccer analytics, remains largely untapped. Our recent research has endeavored to bridge this gap by harnessing multimodal datasets inherent to the soccer broadcast pipeline and integrating RAG with different data modalities. We have presented SoccerRAG [2], a framework for retrieving multimodal soccer information using natural language queries, from an augmented soccer dataset based on SoccerNet [3], [4], which includes game videos with image frames and audio, timestamped captions (transcribed audio), annotations for game events, and player information.

In this paper, we demonstrate the use of the SoccerRAG framework through a user interface (UI) based on ChainLit [5], as well as the command-line interface (CLI). Figure 1 presents an overview of the SoccerRAG framework, with the core components (database, feature extractor, feature validator, and SQL agent) as presented earlier, wrapped by a novel interactive UI which serves as a user-friendly tool for visual interactions. The UI was created using the Chainlit framework. Chainlit is an open-source Python package that enables developers to build production-ready conversational AI applications, providing features for quick integration. It offers integrations

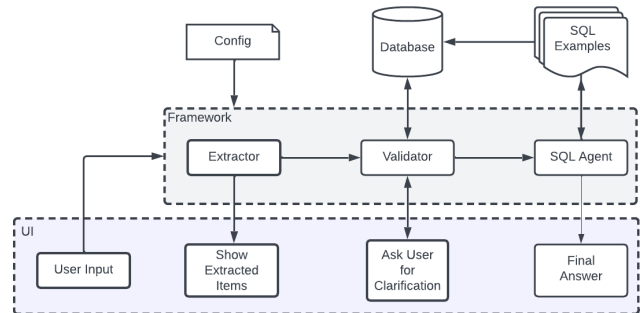


Fig. 1: Overview of the SoccerRAG framework, including the novel interactive UI.

with popular libraries and frameworks, such as OpenAI and LangChain, and allows for custom front-ends with React-based user interfaces [5]. The SoccerRAG integrates functionality for data representation, feature extraction and validation, database querying (based on our proposed database schema for the augmented version of the SoccerNet dataset), and a novel extractor-validator chain. The open source implementation for SoccerRAG is accessible under [6] and fully reproducible through the instructions provided therein, which are detailed below.

The potential of our proposed system for information retrieval offers a promising avenue for fans and broadcasters alike, enabling the recollection of game specific information and highlights, as well as broader statistics and insights (within the scope of the entire database) through natural queries. Pursuing this avenue of research, we aspire not only to contribute to the body of knowledge surrounding RAG and multimodal information retrieval, but also to pioneer a smart system that encapsulates the dynamic essence of soccer, fostering a deeper connection between the sport and its global audience.

II. DEMONSTRATION

A. Application Flow

The core functionality of the SoccerRAG framework can be represented with the following application flow:

- The user provides a natural language query related to the contents of the database.

- The user input is sent to an LLM along with the properties schema and a system prompt describing the properties the LLM should extract from the query. The LLM then returns a list of extracted properties relevant to the query.
- Each extracted feature is checked against the appropriate table in the database using string matching algorithms. This step aims to correct spelling mistakes and abbreviations. Once a value is found, both the value and its primary key are added to the extracted value.
- The cleaned user prompt is combined with system-specific prompts to guide the LLM in generating SQL queries that will answer the user’s natural language query. The constructed query is then passed to the SQL chain, which designs and executes the SQL queries against the underlying database. The SQL chain handles communication between the system and the database, retrieves the requested data, and prepares the results for presentation to the user.

B. Artifacts

The SoccerRAG codebase is publicly accessible under [6]. The `data` folder is used by the core pipeline to read in the source dataset (including the original SoccerNet data, as well as our augmented league and team tables), and storing the database files. The `src` folder contains the configuration and executable files. The root directory includes the main executable (`main.py`), environment variables (`.env`), and a list of dependencies (`requirements.txt`). A proof-of-concept deployment of the SoccerRAG UI can be found under: <https://simulamet-host-soccerrag.hf.space/>

C. Requirements

The SoccerRAG codebase requires Python 3.12 or above to be run. The `requirements.txt` file in the codebase specifies the required packages, which can be installed through `pip`. SoccerRAG does not require a GPU, and can be run on any machine with a CPU. For the experiments presented in [2], a machine with a Windows 11 operating system, Intel(R) Core(TM) i5-9300H CPU @2.40GHz, and 16GB memory has been used. SoccerRAG requires an OpenAI API key, which should be specified in the `.env` file. In order to log all queries to the OpenAI endpoints, it is possible to set a LangSmith API key [7]. This makes it possible to monitor the cost of each call, and keep history.

D. Running the Framework

Below are the steps to run the SoccerRAG framework (core functionality described in Section II-A).

1) *Configuration*: The SoccerRAG framework is set up using environment variables. Table I presents an overview of the configuration parameters. The parameters marked as mandatory do not have default values, and need to be configured before runtime. There should be an entry in `.env` for each configuration parameter. The SoccerRAG framework has been tested with GPT-3.5-Turbo [8] and GPT-4.0-Turbo [9], [10], but can support any model available from OpenAI [11]. The

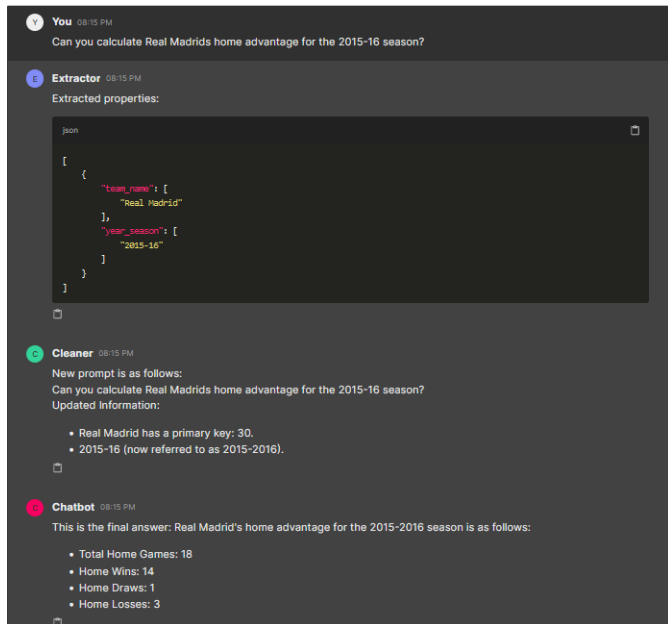


Fig. 2: SoccerRAG UI example 1. The user prompts: "Can you calculate Real Madrids [*sic*] home advantage for the 2015/16 season?"

model version can be specified through the `OPENAI_MODEL` configuration parameter.

Parameter	Description	M	Default
<code>OPENAI_API_KEY</code>	OpenAI API key	✓	NA
<code>OPENAI_MODEL</code>	GPT version	✗	gpt-3.5-turbo-0125
<code>DATABASE_URL</code>	Location of DB	✗	"/data/games."
<code>LANGSMITH</code>	Trace api calls	✗	False
<code>LANGSMITH_API_KEY</code>	API key for LangSmith	✓ ¹	NA
<code>LANGSMITH_PROJECT</code>	Project tag for LangSmith	✗	SoccerRag
<code>FEW_SHOT</code>	Num. options in user validation	✗	3

TABLE I: SoccerRAG parameters (M: mandatory).

2) *Running via UI*: Run `python setup.py` to download the dataset and set up the DB, and `chainlit run app.py` for the UI.

Figure 2 presents an example screenshot² depicting the intermediate feedback to users that the SoccerRAG provides for each operational step, which are retrieved from the feature extractor and feature validator components in the core pipeline. The meaningful response returned to the user prompt "Can you calculate Real Madrids [*sic*]³ home advantage for the 2015/16 season?" demonstrates that the framework is able to grasp soccer-related concepts such as a home advantage (which refers to the difference in scores achieved by a team in home vs. away games).

Figures 3 and 4 present further example screenshots, demonstrating the capabilities of SoccerRAG which range from

¹If `LANGSMITH` is set to `True`.

²SoccerRAG UI background color is configurable: click the user icon in the top right corner, select settings, then toggle the dark mode switch.

³*sic* (adverb) indicates that the quoted matter is exactly as found in the original source, including erroneous spelling, punctuation, or grammar.



Fig. 3: SoccerRAG UI example 2. The user prompts: "How many yellow cards did messi [sic] get in the 2015-16 season on home turf?"

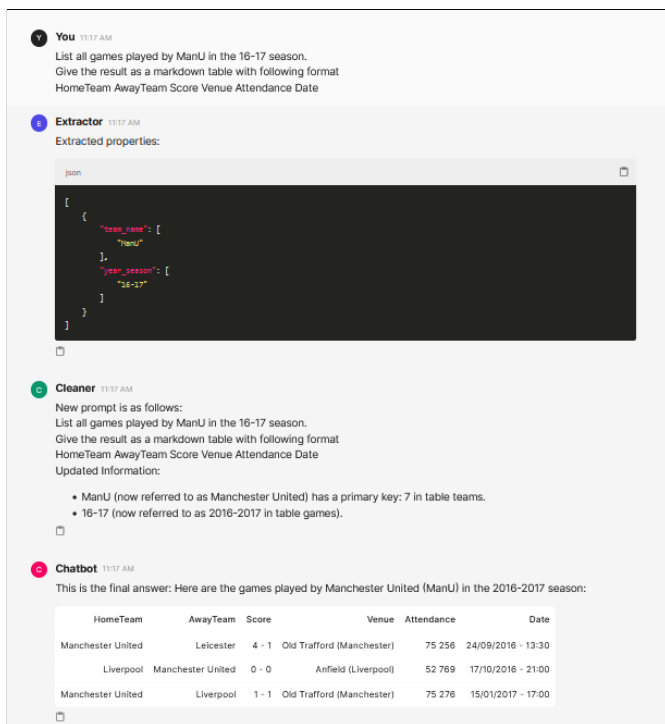
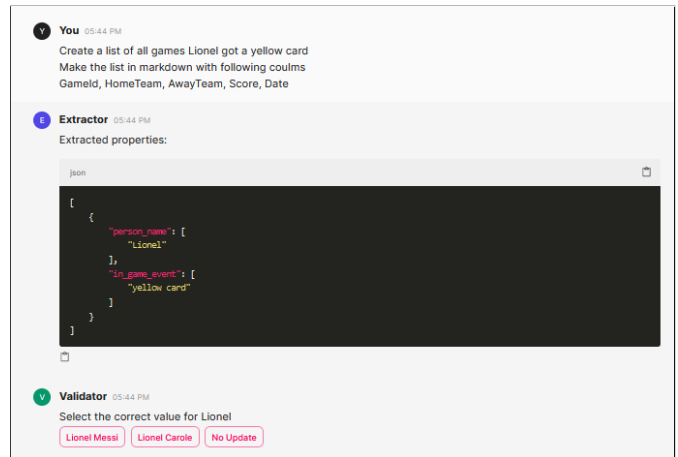
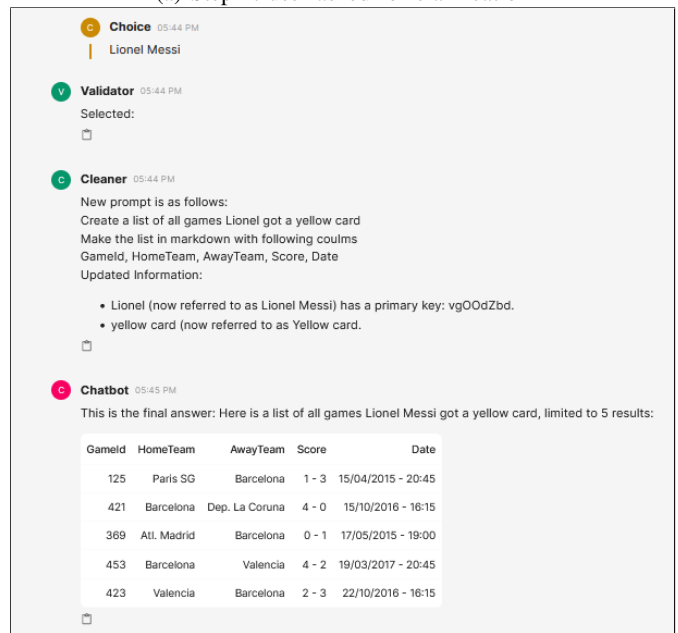


Fig. 4: SoccerRAG UI example 3. The user prompts: "List all games played by ManU [sic] in the 16-17 season. / Give the result as a markdown table with following format / HomeTeam AwayTeam Score Venue Attendance Date"



(a) Step 1: user asked for clarification



(b) Step 2: response returned based on additional user input

Fig. 5: SoccerRAG UI example 4. The user prompts: "Create a list of all games Lionel got a yellow card / Make the list in markdown with following coulms [sic] / GameId, HomeTeam, AwayTeam, Score, Date".

database-wide statistics (example 2: "How many yellow cards did messi [sic] get in the 2015-16 season on home turf?" is returned with the correct aggregation across all games of the desired season), to supporting multi-format information presentation (example 3: "List all games played by ManU [sic] in the 16-17 season. / Give the result as a markdown table with following format / HomeTeam AwayTeam Score Venue Attendance Date").

One of the challenges faced by systems which are prompted via natural language queries is the potential lack of clarification with respect to the entities in the prompt. In the context of soccer, these can be player, team, or league names, places, season dates, etc. SoccerRAG requests clarification from the

```

(.venv) PS C:\Users\theo\Documents\GitHub\soccer-rag> python main_cli.py -q "In the game between Chelsea and Burnley in the 2014-15 season, did anyone get a yellow card? If yes, who."
INFO:httpx:HTTP Request: POST https://api.openai.com/v1/embeddings "HTTP/1.1 200 OK"
INFO:faiss.loader:Loading faiss with AVX2 support.
INFO:faiss.loader:Successfully loaded faiss with AVX2 support.
INFO:httpx:HTTP Request: POST https://api.openai.com/v1/chat/completions "HTTP/1.1 200 OK"
INFO:httpx:HTTP Request: POST https://api.openai.com/v1/embeddings "HTTP/1.1 200 OK"

> Entering new AgentExecutor chain...
INFO:httpx:HTTP Request: POST https://api.openai.com/v1/chat/completions "HTTP/1.1 200 OK"

Invoking: 'sql_db_list_tables' with ''

INFO:httpx:HTTP Request: POST https://api.openai.com/v1/chat/completions "HTTP/1.1 200 OK"
augmented_leagues, augmented_teams, captions, commentary, events, game_lineup, games, leagues,
player_event_labels, player_events, players, teams
Invoking: 'sql_db_schema' with '{'table_names': 'games,player_events,player_event_labels'}'

■ ■ ■
To find out if anyone got a yellow card in the game between Chelsea and Burnley in the 2014-2015 season, I will need to query the 'player_events' table to check for yellow card events in that specific game.

I will now construct the SQL query to find the player who received a yellow card in the specified game.

INFO:httpx:HTTP Request: POST https://api.openai.com/v1/chat/completions "HTTP/1.1 200 OK"
[[5, 'Branislav Ivanovic'], (11, 'George Boyd'), (12, 'Michael Kightly)]In the game between Chelsea and Burnley in the 2014-2015 season, the following players received a yellow card:
1. Branislav Ivanovic
2. George Boyd
3. Michael Kightly

> Finished chain.
In the game between Chelsea and Burnley in the 2014-2015 season, the following players received a yellow card:
1. Branislav Ivanovic
2. George Boyd
3. Michael Kightly

```

Fig. 6: SoccerRAG CLI example 1. The user prompts: "In the game between Chelsea and Burnley in the 2014-15 season, did anyone get a yellow card? If yes, who."

user in cases of inadequate information, as shown in Figure 5. Here (example 4: "Create a list of all games Lionel got a yellow card / Make the list in markdown with following columns [sic] / gameId, HomeTeam, AwayTeam, Score, Date"), as opposed to directly returning a response ("one-step") as in examples 1-3, the framework needs to ask the user to select the correct value for "Lionel", as there are multiple entities in the database with this name ("two-step"). In the UI, the user can click a button to communicate their choice and validate one of the presented options, or pass the original string untranslated to the next component.

3) *Running via CLI*: Run `python setup.py` to download the dataset set up the DB, and `python main_cli.py -q <query>` to use the CLI. The `<query>` should be encapsulated by quotation marks (e.g., "How many goals did Arsenal score in the 2015-16 season?"). If linebreaks are intended, "\n" can be used.

Figure 6 presents an example screenshot, depicting the console outputs from the CLI for the query "In the game between Chelsea and Burnley in the 2014-15 season, did anyone get a yellow card? If yes, who.", which receives a response directly (one-step).

Figure 7 presents an example screenshot, depicting the console outputs for the query "Is Lionel or Henry in the database \n What teams have they played for?", which requires clarification from the user before returning the response (two-step). Differently than the UI, the user can also provide a custom string as a new value (option).

4) *Results*: In [2], we demonstrate that this framework can improve the hit-rate of the answers from 20% to 80%.

```

(.venv) PS C:\Users\theo\Documents\GitHub\soccer-rag> python main_cli.py -q "Is Lionel or Henry in the database \n What teams have they played for?"
INFO:httpx:HTTP Request: POST https://api.openai.com/v1/embeddings "HTTP/1.1 200 OK"
INFO:faiss.loader:Loading faiss with AVX2 support.
INFO:faiss.loader:Successfully loaded faiss with AVX2 support.
INFO:httpx:HTTP Request: POST https://api.openai.com/v1/chat/completions "HTTP/1.1 200 OK"

Current person_name: Lionel
[1] Lionel Carole
[2] Lionel Messi
[4] Enter new value
Select the best match for person_name (1-4): 2
Updated person_name to Lionel Messi

Current person_name: Henry
[1] Henrikh Mkhitaryan
[2] Henri Bedimo
[3] Henri Saivet
[4] Enter new value
Select the best match for person_name (1-4): 3
Updated person_name to Henri Saivet
INFO:httpx:HTTP Request: POST https://api.openai.com/v1/embeddings "HTTP/1.1 200 OK"

■ ■ ■
I will now construct a query to find the teams Lionel Messi and Henri Saivet have played for.

INFO:httpx:HTTP Request: POST https://api.openai.com/v1/chat/completions "HTTP/1.1 200 OK"
[['Newcastle Utd', 'Henri Saivet'], ('St Etienne', 'Henri Saivet'), ('Barcelona', 'Lionel Messi')]Henri Saivet has played for Newcastle Utd and St Etienne, while Lionel Messi has played for Barcelona.

> Finished chain.
Henri Saivet has played for Newcastle Utd and St Etienne, while Lionel Messi has played for Barcelona.

```

Fig. 7: SoccerRAG CLI example 2. The user prompts: "Is Lionel or Henry in the database \n What teams have they played for?"

III. CONCLUSION

We demonstrate SoccerRAG, a framework that leverages RAG and LLMs to efficiently retrieve multimodal soccer information via natural language queries, enhancing the accessibility of sports datasets by allowing for intuitive user interactions with complex data archives. In addition to the core pipeline presented in [2], we introduce a novel UI to facilitate visual user interactions with the framework in a chatbot-like manner. The UI serves as a wrapper around the core pipeline, whereby it passes the user query to the feature extractor component, after which the query is validated by the feature validator against the database, the query with validated properties are passed to SQL agent, which retrieves data from the database and returns a response, and the UI presents the response to the user. Our experiments up to now demonstrate SoccerRAG's capability to accurately interpret complex queries and facilitate dynamic user engagements with soccer content.

We present the entire codebase for the SoccerRAG as open source software, along with instructions to run the framework either via CLI or via UI. The underlying framework concept can be used for other applications as well, provided that a source dataset and SQL schema are available. Looking forward, SoccerRAG is poised for enhancements such as real-time processing and integration with emerging AI technologies, which will broaden its application beyond soccer, or even sports, and improve user experience.

ACKNOWLEDGMENT

This research was partly funded by the Research Council of Norway, project number 346671 (AI-Storyteller).

REFERENCES

- [1] Y. Cheng, C. Zhang, Z. Zhang, X. Meng, S. Hong, W. Li, Z. Wang, Z. Wang, F. Yin, J. Zhao, and X. He, "Exploring Large Language Model based Intelligent Agents: Definitions, Methods, and Prospects," *arXiv*, 2024. [Online]. Available: <https://arxiv.org/abs/2401.03428>
- [2] A. T. Strand, S. Gautam, C. Midoglu, and P. Halvorsen, "SoccerRAG: Multimodal Soccer Information Retrieval via Natural Queries," *arXiv*, 2024. [Online]. Available: <https://arxiv.org/abs/2406.01273>
- [3] S. Giancola, M. Amine, T. Dghaily, and B. Ghanem, "SoccerNet: A Scalable Dataset for Action Spotting in Soccer Videos," in *2018 IEEE/CVF Conference on Computer Vision and Pattern Recognition Workshops (CVPRW)*. IEEE, 2018, pp. 18–22.
- [4] A. Deliège, A. Cioppa, S. Giancola, M. J. Seikavandi, J. V. Dueholm, K. Nasrollahi *et al.*, "SoccerNet-v2: A Dataset and Benchmarks for Holistic Understanding of Broadcast Soccer Videos," in *2021 IEEE/CVF Conference on Computer Vision and Pattern Recognition Workshops (CVPRW)*. IEEE, 2021, pp. 19–25.
- [5] Chainlit, "Overview - Chainlit," <https://docs.chainlit.io/get-started/overview>, 2023, Accessed: 2024-05-03.
- [6] A. T. Strand, S. Gautam, C. Midoglu, and P. Halvorsen, "SoccerRAG: Multimodal Soccer Information Retrieval via Natural Queries," <https://github.com/simula/soccer-rag>, Apr. 2024, Accessed: 2024-04-12.
- [7] LangSmith, "Get started with LangSmith," <https://docs.smith.langchain.com/>, 2024, Accessed: 2024-05-07.
- [8] OpenAI, "GPT-3.5-Turbo," <https://platform.openai.com/docs/models/gpt-3-5-turbo>, Apr. 2024, Accessed: 2024-04-12.
- [9] —, "GPT-4," <https://openai.com/gpt-4>, Apr. 2024, Accessed: 2024-04-12.
- [10] —, "GPT-4 and GPT-4 Turbo Documentation," <https://platform.openai.com/docs/models/gpt-4-and-gpt-4-turbo>, 2023, Accessed: 2024-03-20.
- [11] —, "Models," <https://platform.openai.com/docs/models/>, 2024, Accessed: 2024-05-07.