

CASE: Curricular Data Pre-training for Building Generative and Discriminative Assistive Psychology Expert Models

Sarthak Harne¹ (✉), Monjoy Narayan Choudhury¹ (✉), Madhav Rao¹, TK Srikanth¹, Seema Mehrotra², Apoorva Vashisht¹, Aarushi Basu³, and Manjit Sodhi⁴

¹ IIIT Bangalore {sarthak.harne, monjoy.choudhury}@iiitb.ac.in

² NIMHANS

³ Ashoka University

⁴ IBM

Abstract. The limited availability of psychologists necessitates efficient identification of individuals requiring urgent mental healthcare. This study explores the use of Natural Language Processing (NLP) pipelines to analyze text data from online mental health forums used for consultations. By analyzing forum posts, these pipelines can flag users who may require immediate professional attention. A crucial challenge in this domain is data privacy and scarcity. To address this, we propose utilizing readily available curricular texts used in institutes specializing in mental health for pre-training the NLP pipelines. This helps us mimic the training process of a psychologist. Our work presents two models: a discriminative BERT-based model called CASE-BERT that flags potential mental health disorders based on forum text, and a generative model called CASE-Gemma that extracts key features for a preliminary diagnosis. CASE-BERT demonstrates superior performance compared to existing methods, achieving an f1 score of 0.91 for Depression and 0.88 for Anxiety, two of the most commonly reported mental health disorders. CASE-Gemma can achieve a BERT Score of 0.849 on generating diagnoses based on forum text. The effectiveness of CASE-Gemma is evaluated through both human evaluation and qualitative methods, with the collaboration of clinical psychologists who provide us with a set of annotated data for fine-tuning and evaluation. Our code is available at <https://github.com/sarthakharne/CASE>

Keywords: Natural Language Processing · Large Language Models · Mental Health · Assistive Expert Models.

1 Introduction

Mental health plays a vital role in the lifestyle of individuals worldwide. As living situations become complex, individuals around the world have expressed signs of disorders more frequently than before. The demography of mental health

disorders affects every age group ranging from elementary school kids to senior citizens. In India, approximately 10.6% of the Indian population is estimated to have mental disorders[13]. There is a huge imbalance in the number of psychologists present to address the issues in comparison to the potential number of patients seeking help. Garg et. al [12] state that for every 100,000 population, there are only 0.75 professionals available in India while the required number is 3. This also extends to the world statistic with only 0.5 professionals present for 100,000 population while the desired value is 2. This imbalance is further worsened as such professionals are not present in every location possible and at all times.

To address the above issues, many mental health discussion forums emerged in recent times where users can express their issues and have a discussion. This can be in the form of a closed chat with humans on the other end or a chatbot along with a public forum with anonymized public posts on the front end but tracked by the platform in the backend. CounselChat, Mind.org, and Manochikitsa are some of the platforms that provide such facilities to users. However, the emergence of such a platform brings in the challenge of disorder identification. As there is no restriction to the type of texts that can be sent, screening of such texts in public forums becomes a challenging task, especially in a manual setting where a human on the other end manually reviews each post and provides tags of mental health disorders like depression, anxiety, and disorder. This also introduces the possibility of human error where one might miss a serious post. An automated filtration strategy can help a long way where suspected posts can be presented to the human in the loop where further scrutiny of the filtered posts can be done.

In this work, we aim to present two models serving as a Mental Health Disorder detection and assistive diagnosis pipeline that can detect the type of disorder a person might be exhibiting along with a preliminary diagnosis with the help of text transcripts obtained from the patients. We have a discriminative model that flags potential mental health disorders based on forum text while the generative model aims to extract the key features for generating an easy to comprehend diagnosis assisting the professional in making a decision. The intention of this work is not to replace a mental health professional but to be used as an assistant for the preliminary screening of patients, especially in a public forum setting where previously a manual screening may have been used. This manual screening refers to a certified psychologist looking at the forum messages or transcripts to flag troubling messages for further analysis. However, this manual screening is costly, both in terms of human labor and time, which in the case of detecting severe cases might not be present for screening thousands of public mental health forums. In summary, our work contributes in the following ways:

1. We propose a domain-agnostic pre-training paradigm that uses curricular data from the domain to create a domain expert with a small amount of data. This domain expert model can then be fine-tuned for tasks in that domain.

2. We propose CASE-BERT, a BERT [4] based mental health expert model made using curricular data pre-training. We notice a significant improvement in some of the disorder classes while seeing respectable improvements in the rest over the method discussed above as compared to other models of the same style.
3. We propose CASE-Gemma, a Gemma-based [10] generative model pre-trained on curricular data and instruct fine-tuning on a small summarization dataset annotated by psychology experts to provide an assistive diagnosis for the forum text present. This model shows improvements over the base off-the-shelf Gemma model. To the best of our knowledge, this work is the first one proposing such a model.

Our work builds on the philosophy of how a person gains curricular knowledge. Our approach is analogous to the training of a psychology student as mandated by the American Psychology Association (APA) [16] from a theoretical standpoint. Building on the work of Gunasekar et al. [6] where they use high-quality data for building a small, yet effective generative model for Python Programming, we pre-train off-the-shelf models using high-quality curricular data provided by psychologists in academia. This high-quality data helps us to tackle domain data scarcity by using a small amount of data to pre-train and finetune state-of-the-art (SOTA) generative and discriminative assistive psychology expert models. We believe our contribution in the form of curriculum learning for both generative and discriminative models can be used in other domains also, given the amount of curriculum data present in the domain is respectable.

We compare our work with several other similar works like MentalBERT [1], PsychBert[8] and Psych-Search [7] where we train a classifier on the Counsel-Chat Dataset [2]. For the generative model, we present a quantitative and a qualitative evaluation in collaboration with clinical psychologists.

The structure of the rest of this article is as follows: Section 2 presents the background about the baseline models, and related literature and methods used in our approach. Section 3 discusses the dataset collection process used for pre-training and fine-tuning all model instances discussed and what preprocessing steps are taken for the same. Section 4 discusses our approach for both the discriminative and generative models. Section 5 presents the set of experiments performed and the results proving our hypothesis. Lastly, we summarise our approach in Section 6 and present a line of future work.

2 Background and Related Work

2.1 BERT and Mask Language Modeling

Devlin et al. [4] introduced Bidirectional Encoder Representations from Transformers (BERT), a transformer-based encoder architecture that is used to obtain representational embedding for natural language input. It uses deep bidirectional representation and trains on unlabeled text using a self-supervised

pre-training paradigm leading to effective representations translating into high-performance output in downstream tasks after fine-tuning. BERT defines two pre-training tasks viz. Masked Language Modeling(MLM) and Next Sentence Prediction(NSP). We leverage the Mask Language Modeling to pre-train our instance of BERT using curricular textbooks. Mask Language Modeling involves masking some of the tokens randomly with a masking probability and then training the language model to predict that masked token. We stick with the original percentage of masking 15% as stated by Devlin et al. [4].

2.2 MentalBERT and Psych-Search

MentalBERT by Ji et al. [1] leverages a pre-trained BERT model (bert-base-uncased) and fine-tunes it on a dataset of 13 million sentences scraped from Reddit [3] communities specifically focused on mental health issues like depression, anxiety, and bipolar disorder. Psych-Search an open-sourced model is based on SciBERT [8], a model pre-trained on a collection of scientific paper abstracts. Psych-Search refines SciBERT further by specifically training it on 3.2 million abstracts related to psychology and psychiatry obtained from PubMed.

2.3 Textbooks are all you need

Gunasekar et al. [6] in their work introduce the notion of how the quality of data affects the performance of text generation of Large Language Models. In this work, they rely highly on the hypothesis that involves the usage of "textbook quality" data from the web (6B token) as well as synthetically generated data from GPT3.5. This small-scale data compared to large web-crawled corpora gave a respectable performance, especially for a significantly lower number of parameters. They pre-train on such data and then attempt to fine-tune on "textbook-exercise" like data. In philosophy, this encapsulates the domain learning process for humans. A human obtains knowledge and a basic understanding of the domain from textbooks and similar reading materials and then applies that understanding to solve various exercises in the case of an evaluation-based method of learning. We aim to verify this ideology in the case of mental health disorder identification which in comparison to Python programming is a strong field

2.4 LoRA and QLoRA

Low-rank adaptation of large language models (LoRA) is an optimization technique for reducing memory requirements by using lesser training parameters termed adapters. This technique was proposed by Hu et al. [14] which made the finetuning of LLMs much easier as the number of parameters to train reduced drastically. During stochastic gradient descent, gradients are sent to the adapter that is modified to maximize the loss function via the fixed pre-trained model weights. By using a second factorized projection, LoRA enhances a linear projection in a transformer layer.

Dettmers et al. [15] propose Quantised LoRA (QLoRA) which adds on to LoRA by using quantization on the language model parameters. Quantization here means using reduced precision of the weights used in LoRA adapters. This reduces the memory footprint of these matrices by a lot. QLoRA helps us train big models, especially generative LLMs, when there are memory constraints. Although QLoRA can be slower than LoRA and be computationally more expensive, it is more resource-efficient. In this work, we use QLoRA to make fine-tuning our generative model easier, with GPU memory constraints.

2.5 Google Gemma

Gemma is a family of open-source models that are based on Gemini [11] a transformer-based decoder-only model. It has 2 variants based on the number of parameters viz. the 2B and 7B parameters. We use the 2B instance of the instruct model for our work. The base Gemma model is pre-trained on 2T token data primarily in the English language using web documents, code files, and mathematical documents.

3 Data

Due to the sensitive nature of the data required for building models for mental health disorder diagnosis, relevant good quality counseling data, like transcripts of sessions between therapists and patients is difficult to find and to the best of our knowledge, not available publicly. Moreover, as protecting the confidentiality of the patient is paramount, the use of such data is unethical unless explicit consent is received from the patient.

Due to the above-mentioned reasons, creating a counseling dataset is difficult and costly. Hence, we limit our use case to screening patients on mental health forums or social media as publicly available data of this form is available.

The dataset used for this work involved publicly available datasets and data curated by psychology professionals. We use three different datasets in this method.

Mental Health is a sensitive domain that has a severe lack of open-source well-annotated data as well as unsupervised datasets to be used as corpora. This makes our approach of using curricular data critical in general domain understanding using Large Language Models(LLMs) even more important as the same strategy can be adapted to other such sensitive domains and can be enhanced. We discuss the type of data used in detail below.

3.1 Curricular Data

We obtained a private curricular text dataset from the clinical psychologist who collaborated in this work. The psychologists were a combination of people working in academia as well as professional practitioners. This dataset consisted of about 110 curricular text materials that are used to train Psychology students in

graduate-level education. This included standard textbook data, seminal articles and readings, and posters created by mental health organizations for psychologists as well as raising awareness in public. This collection of literature resonates with what a Psychology graduate studies in their curriculum and is crucial in our pre-training corpora.

The text from these sources is split into chunks of a pre-defined number of words (500 in the case of the discriminative model and 1500 in the case of the generative model). These chunks can be looked at as one row in the dataset. A batch of these rows is given to the models during pre-training. This dataset has 7,567,108 words or 365,937 sentences. It can be seen how this dataset is much smaller as compared to the datasets used for pre-training in other works [1], [7]. The requirement of a small amount of data can be crucial to many domains and is certainly useful in the psychology domain.

3.2 Reddit Mental Health Subreddits Dataset

The Reddit dataset [3] contains posts from 28 subreddits (15 mental health support groups) from 2018-2020. We obtain data from subreddits like "r/anxiety", "r/depression", "r/addiction" etc.

Diagnosis Annotations A subset of this Reddit dataset was sent to clinical professionals to annotate. Out of the given dataset, we obtained annotated diagnoses for 632 posts. All the columns and their descriptions are given in the Appendix. These columns represent the criteria on which the posts were judged and deemed fit by the psychologists. These annotations provide a complete breakdown of the conclusions that can be drawn from the provided text.

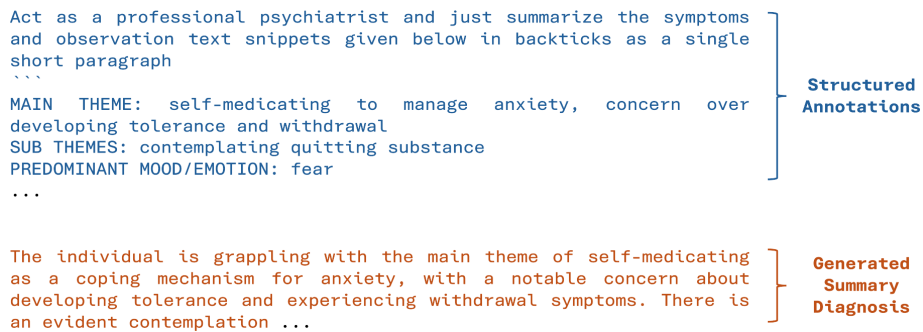


Fig. 1. Converting Annotations to Diagnosis: The text in the columns received from the psychologist is first provided to GPT-3.5 [22] along with the prompt as seen above. The diagnosis generated using this method is treated as the label for finetuning our model against the input of a forum post.

We intend to use the annotations to fine-tune our generative model. So, we need the fine-tuning data to be of a question-answer or an instruction-task format. To do this, we need to create a diagnosis in a natural language format for each of the posts using the annotations provided by the psychologist as discussed in the appendix using the annotated subset of the Reddit Mental Health Subreddit Dataset. We obtain the diagnosis by using GPT-3.5 [22] to generate a diagnosis based on the input columns. Fig. 1 shows how we obtain the diagnosis in natural language based on the annotated columns. The natural language diagnosis that is obtained from GPT-3.5 is appended to the annotated dataset as 'GPT-3.5 Diagnosis'.

3.3 CounselChat Dataset

CounselChat [2] is an expert community platform. It serves as a platform to assist counselors in establishing connections with possible clients. Therapists answer queries from customers on the website. It's a good concept that produces some fascinating data. The biggest advantage that this dataset has over other datasets like Reddit is that the feedback text is from a professional as well as the tags used are reliable in this case as the queries are first verified by a professional and then a reply is provided by the expert. We use the query text here for our model fine-tuning along with the tags for the discriminative model. It consists of 1374 rows with an average passage size of 140 words. These sentences are tagged with multiple labels ranging from depression, anxiety, addiction, marriage, relationships, and so on. Out of these, we aim to use the data points tagged depression and anxiety as the classes for our discriminative model, as these are the most common disorders in the world by a large margin as reported by WHO [17] and Institute of Health Metrics and Evaluation [18]. This involves extracting all texts marked with the above-mentioned tags as positive examples while the other samples that lack the tag are considered to be negative examples.

4 Method

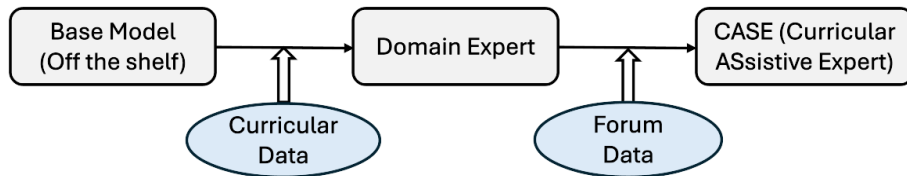


Fig. 2. Pretraining method.

As mandated by APA [16] clinical psychology student undergoes years of training where they refer to various curricular documents to learn the mandated

clinical psychology theory, like textbooks, as prescribed by their institution. This is then followed by supervised clinical experience in handling patients as subordinates, in the form of fellowships where they work to diagnose several (at least 100) patients; and finally becoming practitioners. Our approach is analogous to this from a theoretical standpoint. We pre-train off-the-shelf models on curricular data provided by clinical practitioners. We build up from the work by Gunasekar et al. [6] where they use curricular data for building a generative model (decoder only) for Python Programming. Our work also takes a similar approach but diverges at the point where we also try to tackle domain data scarcity by using curricular data for building a discriminative model.

4.1 Discriminative Model

We use an instance of bert-base-uncased and bert-large-uncased [4] available on HuggingFace as our base model to build CASE-BERT.

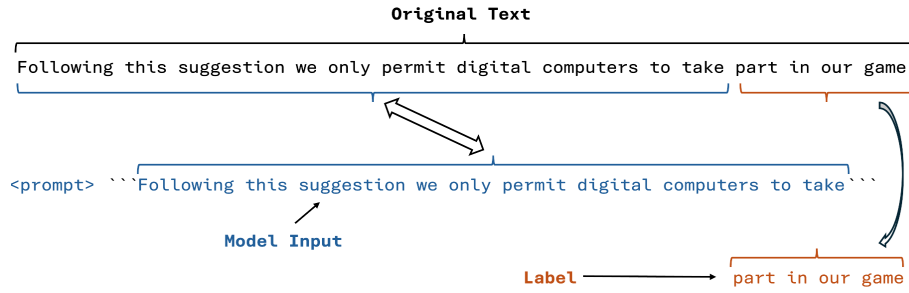
Pre-training We employ the mask language modeling task as discussed in [4] on the curricular data where we masked tokens randomly with a probability of 0.15. We trained this on a Nvidia RTX3090Ti workbench for 60 epochs which took about 8.3 hours to train. Gradient accumulation is applied to achieve an effective batch size of 128. Learning rate of 1×10^{-5} was used.

Fine-tuning A simple Multi-Layer Perceptron with 2 layers was used as a sequence classification head for the binary classification problem of detecting whether certain posts exhibit the possibility of the above-mentioned disorders. This model was fine-tuned on the CounselChat Dataset [2]. We train this on a workbench with two Nvidia T4 GPUs in parallel publicly available on Kaggle for 3 epochs with a batch size of 32. The learning rate used was the same as that of the pretraining step.

Evaluation We use the f1-score and accuracy to evaluate our model(s) against the baseline(s) - BERT [4], RoBERTa [5], MentalBert [1] and Psych-Search [7]. We finetune these models for using above dataset with the same hyperparameters to ensure uniformity in comparison. We report the metrics on the same test split on all the models.

4.2 Generative Model

We use Google’s Gemma [10] as our off-the-shelf generative model for generating the assistive diagnosis from the posts on the forum. Specifically, we use the 2 billion instruct checkpoint of the Gemma model from huggingface. The generative pipeline is shown in Fig. 2. Next token prediction loss is used to train the Gemma model as is regularly done in training generative language models as used by Radford et al. in [19] and [20]. We use QLoRA [15] for both pre-training



Prompt: You are a student studying psychology. Given the following text from a textbook in backticks, try to learn and understand it and predict the next sentences.

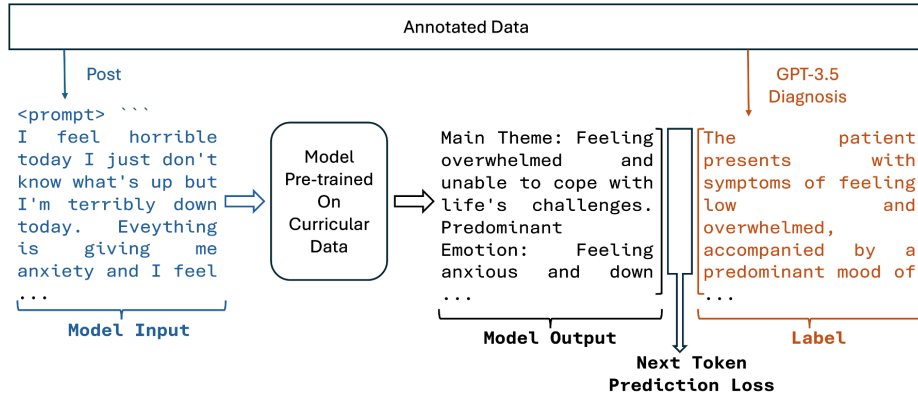
Fig. 3. Generative Pre-training: The first two-thirds (based on the number of words) of the curricular text is appended after the prompt and provided to the model. Based on this input, the model is tasked to predict the following text. A small example is shown above, however, in the implementation, the original text is 1500 words long. Due to this, the model has to predict the next 500 words, due to which it gets pre-trained.

and fine-tuning the generative model using rank 64, alpha as 32, and dropout as 0.05 on all the linear layers of the model. All the training is done on an Nvidia RTX 3090Ti, using batch accumulation to get an effective batch size of 128.

Pre-training Using regular pre-training methods like next token prediction, as popularly used by generative models [19], [20], on instruction-tuned models can make it difficult for LLMs to maintain their instruction capabilities. Some recent work has been done by Jiang et al. in [21] where they show how instruction tuning before pre-training can help an LLM to become a better knowledge learner. However, with our application, we need to do further pre-training on an already instruction-tuned model. Instead, we try to incorporate the pre-training within the style of instruction-tuning by prompting the model appropriately.

We select a window of 1125 words (about 1500 tokens) from the curricular data and split this text so that the first two-thirds of the text is provided to the model along with the prompt, which instructs the model to predict the remaining text. Fig. 3 explains this technique with an example. By doing so, we incorporate pre-training into the instruction-tuning, achieving our goal of curricular data pre-training while maintaining the instruction capabilities of the model. The instruction capabilities are required so that the model can act as an expert in psychology and assist in tasks like generating a preliminary diagnosis based on a forum post.

Fine-tuning For fine-tuning, we instruct our model to generate a diagnosis and provide the model with only the post from the Reddit Dataset. We use the diagnoses obtained from GPT-3.5 as the ground truth labels while fine-tuning



Prompt: Act as a psychologist and give a diagnosis for the text in backticks. Include the main theme involved, predominant emotion, severity, risk of suicide, diagnosis of mental health syndrome and any environmental stressors. Keep in mind that any of the above can be missing, report None in that case. Do not talk about anything more. Answer in a single paragraph.

Fig. 4. Generative Fine-tuning: The input to the model is the post from the Reddit Mental Health Subreddit Dataset mentioned in Section 3.2. The diagnosis obtained from GPT-3.5 as explained in Fig. 1 is used as the label to calculate the next token prediction loss of the diagnosis generated by our model.

our pre-trained model using the next token prediction loss. We obtain our model CASE-Gemma after the finetuning step.

Models	# Words	# Sentences	Data Size	Dep. (F1)	Anx. (F1)
Psych-Search [7]	8.13B (Approx)	387.2M (Approx)	1058.10x	0.763	0.864
MentalBERT [1]	287.1M (Approx)	13.7M	37.36x	0.873	0.857
CASE-BERT(Ours)	7.57M	366K	1x	0.909	0.881

Table 1. Model Performance Comparison with respect to words and sentences in the training corpus. Dataset size is computed based on the number of sentences. Here Dep. and Anx. denote the classes depression and anxiety respectively.

Evaluation We perform a human evaluation of the model by providing a fresh set of 30 posts, unseen by both the model and the psychologist from the CounselChat dataset (As opposed to the Reddit Mental Health Subreddit Dataset that was used for training and objective evaluation). The model first generates the assistive diagnosis using the post; this diagnosis is then appended to the dataset. This new dataset with the post and the generated diagnosis is provided to the same psychologist who annotated the Reddit Mental Health Subreddit Dataset which was used for fine-tuning. A 3-point Likert scale is used to eval-

uate all predicted evaluations based on the columns. Along with this, ground truth annotations of these columns are also provided.

Although it is important to give accurate predictions, it is also very crucial to have a high recall in applications where the generated diagnosis might help in deciding if the patient will receive immediate attention or not. So, we need to make sure to minimise the false negatives as much as possible. This is especially useful when predicting the risk of self-harm and mental health diagnosis where false negatives can be very dangerous.

Keeping these things in mind, we define and report four metrics: Strict-Accuracy and Loose-Accuracy. For the 3-point Likert scale, we receive three labels from the expert – Disagree, Partially Agree, and Agree. For the Strict metric (Strict-Accuracy) we consider only Agree as the label denoting correct, whereas for the Loose metric (Loose-Accuracy), we consider both Partially Agree and Agree as the label denoting correct.

We report these metrics for the columns – Main Theme, Predominant Mood, Positive Emotion, Syndrome Prediction. Apart from these columns, Severity of Negative Emotions and Risk of Self-Harm represent risk or severity. Hence, disagreeing with these values is not the same as the other columns. For the columns denoting risk and severity, we define Cumulative-Accuracy. Cumulative-Accuracy considers the instances where the predicted severity levels are equal to or higher than the actual values. This metric is important as a low value of Cumulative-Accuracy indicates that the model underestimates the patients’ conditions.

Objective automatic evaluation of generative models proves to be very difficult as discussed in detail by Chang et al. [23]. Having said that, we use BART Score (negative log-likelihood) as proposed by Yuan et al. [24], Bert Score (f1, precision, recall) as proposed by Zhang et al. [25], ROUGE Score (ROUGE-1, ROUGE-2, ROUGE-L) as proposed by Lin et al. [26] and METEOR Score as proposed by Banerjee et al. [27] to judge the generated outputs of our model for completeness. Using the same prompt as for CASE-Gemma, we report the same metrics for diagnosis generated by GPT-3.5 [22].

5 Experiments and Results

We perform ablation experiments on the amount of curricular data required for pre-training, the number of steps of pre-training required, and their corresponding results.

5.1 Discriminative Model

To judge the utility of the curricular data pre-training, we perform ablation studies with an increasing number of epochs, starting at the base model (BERT [4]) and then going up to 60 epochs – the resulting graph can be seen in Fig. 5. We then use this model and compare it against other similar models – BERT [4]RoBERTa [5], Psych-Search [7] and MentalBERT [1] and report it in Table

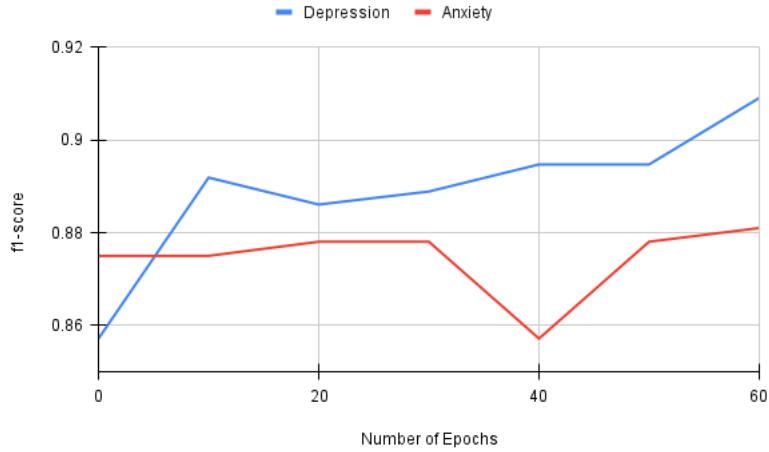


Fig. 5. f1-scores with respect to the number of training epochs of our model for the classes Depression and Anxiety.

Model Name	Depression		Anxiety	
	f1 score	Accuracy	f1 score	Accuracy
BERT [4]	0.857	0.960	0.875	0.964
RoBERTa [5]	0.789	0.942	0.734	0.924
Psych-Search [7]	0.763	0.935	0.864	0.960
MentalBERT [1]	0.873	0.967	0.857	0.957
CASE-BERT(Ours)	0.909	0.975	0.881	0.964

Table 2. Performance comparison of various discriminative models on the two disorders Depression and Anxiety.

5.1. We observe a significant improvement in the f1-score over these models while consistently reporting better accuracy.

While looking at the improvements in f1-score and accuracy, it is also important to remember that the dataset used for the pre-training is just a small fraction of the other datasets. MentalBERT [1] uses a dataset that is over 37 times the size of our dataset. Similarly, Psych-Search [7] uses about 1070 times the size of our dataset. The results are shown in Table 1

5.2 Generative Model - CASE-Gemma

For the human evaluation of the generative model, we report the defined metrics Strict-Accuracy and Loose-Accuracy for the columns – Main Theme, Predominant Mood, Positive Emotion, and Diagnosed Syndrome. We also mention the number of instances (out of 30) where the expert agreed, partially agreed, and disagreed with the model outputs. For the Severity of Negative Emotion and the

Risk of Self Harm column, we report the Accuracy and Cumulative-Accuracy. These results are shown in Table. 3.

We observe here that the more "lenient" (Loose-Accuracy is more lenient than Strict-Accuracy; Cumulative-Accuracy is more lenient than Accuracy) metric is usually much greater. This is very apparent in the Severity and Risk columns. In these columns, it indicates that the model is much more sensitive to the presence of negative emotions. While this ensures that the people who need immediate attention are flagged, it also means that the people who might not need such attention might still be recommended to visit a professional.

Column Name	Disagree	Part. Agree	Agree	Strict Acc.	Loose Acc.
Main Theme	4	14	12	0.4	0.867
Mood	7	9	13	0.433	0.733
Positive Emotion	11	1	18	0.6	0.633
Syndrome	6	3	21	0.7	0.8

Column Name	Accuracy	Cummulative-Accuracy
Severity of Negative Emotions	0.467	0.867
Risk of Self Harm	0.433	0.9

Table 3. Column Agreement Scores: The results of human evaluation of CASE-Gemma. The first (top) table contains the values for the textual columns. The second table (bottom) contains the values for the Severity and Risk columns. Partially is abbreviated to Part., Accuracy is abbreviated to Acc.

For the objective evaluation, similar to the case of our discriminative model, we report the BERT Score [25], BART Score (log-likelihood) [24], ROUGE Score [26] and METEOR Score [27] every 15 pre-training steps, starting from the base model (Gemma [10]) in Table. 4. We also compare these results to GPT-3.5. We see an immediate improvement in these metrics immediately as we start the pre-training, with minor improvements as we increase the number of pre-training steps. This indicates that using our technique objectively helps the model to predict better diagnoses. Unfortunately, due to time and cost constraints, such human ablation studies could not be performed. We also see that CASE-Gemma objectively performs better than GPT-3.5 [22] which uses about 20 billion parameters, while CASE-Gemma uses only 2 billion parameters.

6 Discussion

In this work, we present a pre-training method for both discriminative as well as generative styles of models. By using curricular data for pre-training, we present two models – CASE-BERT, a discriminative BERT-based model that flags potential mental health disorders based on forum texts, and CASE-Gemma a generative model that extracts key features for a preliminary diagnosis. We

Steps of Pretraining	BERT Score			BART Score
	Precision	Recall	f1	
GPT-3.5 [22]	0.826	0.834	0.829	-3.902
0 (base model off the shelf)	0.815	0.842	0.815	-3.980
15	0.829	0.863	0.846	-3.914
30	0.831	0.864	0.847	-3.863
43	0.833	0.866	0.849	-3.847

Steps of Pretraining	ROUGE Score			METEOR
	ROUGE 1	ROUGE 2	ROUGE L	
GPT-3.5 [22]	0.268	0.051	0.146	0.270
0 (base model off the shelf)	0.256	0.042	0.137	0.221
15	0.292	0.047	0.166	0.258
30	0.322	0.051	0.166	0.268
43	0.324	0.051	0.166	0.273

Table 4. BERT scores and BART scores of our generative model for various numbers of pretraining steps. One step is defined as a set of weight updates of the model; this is equivalent to training the model one batch (of size 128 using accumulated gradients).

tackle the lack of granular data used for training classification pipelines and large corpora for pre-training both generative and discriminative pipelines by using curricular text data. This method of pre-training achieves much better performance with a small fraction of the data as compared to the previous SOTA methods. Along with quantitative analysis, we also present a human evaluation of the generated diagnosis in collaboration with clinical psychologists. These evaluations of CASE-Gemma suggests that although we have a long way to go, our work is a significant step towards building small expert models that need a small amount of data while not requiring a massive amount of compute to deploy. We believe the approach of using curricular data to battle data scarcity is a big challenge and has greater implications in building machine-learning solutions for domains where data privacy and security are critical.

The quality of the outputs of our work however depends on the robustness of the underlying base models used – BERT[4] for the discriminative task and Google Gemma[10] for the generative task. On the generative side, this brings in the concern of biases that the underlying large language model brings. Particularly our model has a bias toward predicting a higher risk of self-harm tendencies. We discuss the ethical concerns and further scope of this work next.

6.1 Ethical Concerns

Our work attempts to provide an assistive diagnosis from forum texts. Mental health is a privacy-sensitive domain. However, CASE-BERT and CASE-Gemma are fine-tuned on data obtained publicly from open domains that are created after anonymizing all personally identifiable information. We would also like to highlight that our models do not aim to replace professional psychologists but rather aim to assist a psychologist in screening potential patients faster

than manually screening with the help of volunteers, interns, or students. As psychological evaluations are unique for every patient, we believe that our work is a step towards accelerating the preliminary step which enhances the efficient use of time of a psychologist by screening the patients.

6.2 Further Scope

Our work opens up the possibility of creating preliminary screening pipelines that can be deployed as web applications. For discriminative models we can use variants of BERT models, like CASE-BERT, that take relatively less memory and various on-device assistive applications can be created as a consequence of this. The generative models, like CASE-Gemma, however, are difficult to adopt on-device due to the large model sizes but, inference using these models is still possible on small servers as it requires less memory as compared to commercial LLMs. In general, we believe curricular data can be used in other domains where high-quality data for a well-defined task is not present. One similar example can be in the domain of legal issue analysis where one can create such assistive screening pipelines and assign the severity of issues which would help in the allocation of lawyers and accelerating the legal process for minor cases. Lastly, we hope that our work opens up the avenue for the creation of more curricular training-based specialized assistive experts that can leverage existing LLMs and can be trained on relatively accessible hardware and obtain respectable performance with a significantly lower amount of fine-labeled data.

References

1. Shaoxiong J., Tianlin Z., Luna A. et al.: 2022. MentalBERT: Publicly Available Pretrained Language Models for Mental Healthcare. In Proceedings of the Thirteenth Language Resources and Evaluation Conference, pages 7184–7190, Marseille, France. European Language Resources Association.
2. Bertagnolli, N., 2020. Counsel chat: Bootstrapping high-quality therapy data. URL: <https://towardsdatascience.com/counsel-chat-bootstrapping-high-quality-therapy-data-971b419f33da> (cit. on pp. 72, 96).
3. Low, D.M., Rumker, L., Talkar, T. et al.: 2020. Natural language processing reveals vulnerable mental health support groups and heightened health anxiety on reddit during covid-19: Observational study. *Journal of medical Internet research*, 22(10), p.e22635.
4. Devlin, J., Chang, M.W., Lee, K. et al.: 2018. Bert: Pre-training of deep bidirectional transformers for language understanding. arXiv preprint arXiv:1810.04805.
5. Liu, Y., Ott, M., Goyal, N., Du, J., Joshi, M., Chen, D., Levy, O., Lewis, M., Zettlemoyer, L. and Stoyanov, V., 2019. Roberta: A robustly optimized bert pretraining approach. arXiv preprint arXiv:1907.11692.
6. Gunasekar, S., Zhang, Y., Aneja, J. et al.: 2023. Textbooks are all you need. arXiv preprint <https://doi.org/10.48550/arXiv.2306.11644>.
7. NLP For Good, 2021.: Psych-Search. (Accessed March 2024). URL: <https://huggingface.co/nlp4good/psych-search>

8. Vajre, V., Naylor, M., Kamath, U. et al.: 2021, December. PsychBERT: a mental health language model for social media mental health behavioral analysis. In 2021 IEEE International Conference on Bioinformatics and Biomedicine (BIBM) (pp. 1077-1082). IEEE.
9. Beltagy, I., Lo, K. and Cohan, A., 2019. SciBERT: A pretrained language model for scientific text. arXiv preprint arXiv:1903.10676.
10. Gemma Team, Thomas Mesnard, Cassidy Hardin, Robert Dadashi, Surya Bhupatiraju, Laurent Sifre, Morgane Rivière, Mihir Sanjay Kale, Juliette Love, Pouya Tafti, Léonard Hussenot, Shreya Pathak, Aakanksha Chowdhery, Adam Roberts, Aditya Barua, Alex Botev, Alex Castro-Ros, Ambrose Slone, Amélie Héliou, ... Kathleen Kenealy. (2024). Gemma. Kaggle. <https://doi.org/10.34740/KAGGLE/M/3301>
11. Team, G., Anil, R., Borgeaud, S. et al.: 2023. Gemini: a family of highly capable multimodal models. arXiv preprint arXiv:2312.11805.
12. Garg, K., Kumar, C. N., and Chandra, P. S. (2019). Number of psychiatrists in India: Baby steps forward, but a long way to go. *Indian Journal of Psychiatry*, 61(1), 104–105. [Online] Available at: https://doi.org/10.4103/psychiatry.IndianJPsychiatry_7_18
13. Gururaj, G., Varghese, M., Benegal, V.N.R.K.P., Rao, G.N., Pathak, K., Singh, L.K. and Misra, R., 2016. National mental health survey of India, 2015-16: Summary. Bengaluru: National Institute of Mental Health and Neurosciences, pp.1-48.
14. Hu, E.J., Shen, Y., Wallis, P., Allen-Zhu, Z., Li, Y., Wang, S., Wang, L. and Chen, W., 2021. Lora: Low-rank adaptation of large language models. arXiv preprint arXiv:2106.09685.
15. Dettmers, T., Pagnoni, A., Holtzman, A. and Zettlemoyer, L., 2024. Qlora: Efficient finetuning of quantized llms. *Advances in Neural Information Processing Systems*, 36.
16. American Psychological Association, 2019. Designation Criteria for Education and Training Programs in Psychopharmacology for Prescriptive Authority. URL: <https://www.apa.org/education-career/grad/rxp-designation-criteria.pdf>
17. World Health Organization report on Mental disorders. (URL: <https://www.who.int/news-room/fact-sheets/detail/mental-disorders>)
18. Institute of Health Metrics and Evaluation. Global Health Data Exchange (GHDx), (URL: <https://vizhub.healthdata.org/gbd-results/>, accessed 1 March 2024)
19. Radford, A., Narasimhan, K., Salimans, T. and Sutskever, I., 2018. Improving language understanding by generative pre-training.
20. Radford, A., Wu, J., Child, R., Luan, D., Amodei, D. and Sutskever, I., 2019. Language models are unsupervised multitask learners. *OpenAI blog*, 1(8), p.9.
21. Jiang, Z., Sun, Z., Shi, W., Rodriguez, P., Zhou, C., Neubig, G., Lin, X.V., Yih, W.T. and Iyer, S., 2024. Instruction-tuned Language Models are Better Knowledge Learners. arXiv preprint arXiv:2402.12847.
22. OpenAI. (2023). ChatGPT (gpt-3.5-turbo-0125). URL:<https://platform.openai.com/docs/models/gpt-3-5-turbo>
23. Chang, Y., Wang, X., Wang, J., Wu, Y., Yang, L., Zhu, K., Chen, H., Yi, X., Wang, C., Wang, Y. and Ye, W., 2023. A survey on evaluation of large language models. *ACM Transactions on Intelligent Systems and Technology*.
24. Yuan, W., Neubig, G. and Liu, P., 2021. Bartscore: Evaluating generated text as text generation. *Advances in Neural Information Processing Systems*, 34, pp.27263-27277.
25. Zhang, T., Kishore, V., Wu, F., Weinberger, K.Q. and Artzi, Y., 2019. Bartscore: Evaluating text generation with bert. arXiv preprint arXiv:1904.09675.

26. Lin, C.Y., 2004, July. Rouge: A package for automatic evaluation of summaries. In Text summarization branches out (pp. 74-81).
27. Banerjee, S. and Lavie, A., 2005, June. METEOR: An automatic metric for MT evaluation with improved correlation with human judgments. In Proceedings of the acl workshop on intrinsic and extrinsic evaluation measures for machine translation and/or summarization (pp. 65-72).

7 APPENDIX

7.1 Annotated column descriptions

The annotated columns and their descriptions can be found in Table. 5

Sample/Item No.	Column Description	Data Type	Remarks
Text	The text of the post from the forum. This column is always non empty.	Text	Always filled
Main Theme	The main theme/problem discussed in the post	Text	Always filled
Sub Themes	Minor themes/problems discussed in the post	Text	May/may not be filled
Predominant Mood/Emotion	Predominant mood/emotion being experienced by the person in the post	Text	Mostly filled
Other Emotion/Mood	Minor moods/emotions experienced by the person in the post	Text	May/may not be filled
Positive Emotion/Mood	Any positive emotions experienced by the person in the post	Text	May/may not be filled
Severity/Intensity Level for Negative Emotions	Severity of the negative emotions experienced (Mild/Moderate/High)	0,1 or 2	Mostly filled
Risk of Self-Harm/Suicidal Ideas/Death Wishes/Suicide Attempts	Risk level of Self-Harm and related signs	0,1 or 2	May/may not be filled
Presence of Syndrome/Diagnosis	Indicates the presence of any syndrome	?A/?D/D (? - moderate)	May/may not be filled
Environmental Stress	Mentions about the environmental stressors that are affecting the person	Text	May/may not be filled
Any Remarks	Remarks related to the annotations if any	Text	Rarely filled
Generated Diagnosis Summary	The annotation in natural language obtained from GPT-3.5	Text	Always filled

Table 5. The columns in the annotated dataset provided to us by clinical psychologists.

7.2 Mathematical Definitions of Metrics

Let the set of data be \mathcal{D} , the i^{th} verdict is v_i where $1 \leq i \leq |\mathcal{D}|$. We also define $\mathcal{S} : \{0, 1, 2\} \rightarrow \{0, 1\}$, a function such that:

$$\mathcal{S}(x) = \begin{cases} 1 & \text{if } x = 1 \\ 0 & \text{otherwise} \end{cases}$$

We define another function $\mathcal{L} : \{0, 1, 2\} \rightarrow \{0, 1\}$, such that:

$$\mathcal{L}(x) = \begin{cases} 1 & \text{if } x \geq 0 \\ 0 & \text{otherwise} \end{cases}$$

The metrics are then defined as

$$\text{Strong-Accuracy} = \frac{\sum_i \mathcal{S}(v_i)}{|\mathcal{D}|}$$

$$\text{Loose-Accuracy} = \frac{\sum_i \mathcal{L}(v_i)}{|\mathcal{D}|}$$

We define an indicator function $\mathcal{GT}\mathcal{E}: \mathbb{R}^2 \rightarrow 0, 1$ such that:

$$\mathcal{GT}\mathcal{E}(x, y) = \begin{cases} 1 & \text{if } x \geq y \\ 0 & \text{otherwise} \end{cases}$$

Let the predicted magnitude of risk or severity be p_i and let the actual value be g_i . Using this, we define the Cumulative-Accuracy as:

$$\text{Cumulative-Accuracy} = \frac{\sum_i \mathcal{GT}\mathcal{E}(p_i, g_i)}{|\mathcal{D}|}$$