

Observational constraints on a modified-gravity model with an exponential function of the curvature using the expansion history, the RSD, and the Pantheon+SH0ES data

Mario A. Acero and A. Oliveros

Programa de Física, Universidad del Atlántico, Carrera 30 8-49, Puerto Colombia, Atlántico, Colombia.

Contributing authors: marioacero@mail.uniatlantico.edu.co;
alexanderoliveros@mail.uniatlantico.edu.co;

Abstract

Considering a well motivated $f(\mathbf{R})$ modified-gravity model, in which an exponential function of the curvature is included, in this paper we implement a statistical data analysis to set constraints on the parameters of the model, taking into account an analytic approximate solution for the expansion rate, $\mathbf{H}(\mathbf{z})$. From the Monte Carlo Markov Chain-based analysis of the expansion rate evolution, the standardized SN distance modulus and the redshift space distortion observational data, we find that the preferred value for the perturbative parameter, \mathbf{b} , quantifying the deviation of the $f(\mathbf{R})$ model from Λ CDM, lives in a region which excludes $\mathbf{b} = \mathbf{0}$ at $\gtrsim 4.5\sigma$ C.L., and that the predicted current value of the Hubble parameter, \mathbf{H}_0 , locates in between the two observational results currently under scrutiny from Planck and SH0ES collaborations, indicating that the proposed model would alleviate the apparent tension. Under the implemented approximate solution, and with the constraints obtained for the parameters, the proposed $f(\mathbf{R})$ model successfully reproduce the observational data and the predicted evolution of interesting cosmological parameters resemble the results of Λ CDM, as expected, while an oscillatory behavior of the dark energy equation of state is observed, pointing to deviation from the concordance cosmological model. The results presented here reinforces the conclusion that the $f(\mathbf{R})$ modified-gravity model represents a viable alternative to describe the evolution of the Universe, evading the challenges faced by Λ CDM.

Keywords: Modified gravity, Dark energy, $f(\mathbf{R})$ gravity, Parameter constraints.

1 Introduction

Although Einstein's General Relativity (GR) has been an enormous success in explaining many observations at the astrophysical and cosmological levels, there are phenomena that cannot be adequately explained within this framework. For example, the current observed accelerating expansion of the Universe poses a challenge [1, 2]. A first attempt to explain this late-time cosmic acceleration is the introduction of a new energy component in the Universe known as dark energy (DE), characterized by a negative pressure. However, this proposal has proven to be very difficult to incorporate within the known theories of physics (for a comprehensive review about this topic see Refs. [3–6]). DE is commonly associated with a cosmological constant (Λ), which drives the late-time cosmic evolution and whose origins are traced back to early quantum fluctuations of the vacuum. However, this model (known as Λ CDM) faces challenges such as the coincidence and cosmological constant problems, as well as tensions that have arisen among recent cosmological measurements.

In order to circumvent the above issues, an interesting proposal is the $f(R)$ gravity theories, in which the Einstein-Hilbert action is modified with a general function of the Ricci scalar R , $f(R)$. Nevertheless, the selection of a specific $f(R)$ function is not arbitrary: it must adhere to several consistency requirements and various constraints that impose conditions for the cosmological viability of $f(R)$ models. One crucial requirement is that a given $f(R)$ adequately describes the different cosmic eras, including the radiation, matter, and dark energy eras, and probably the inflationary period. Moreover, it is imperative also that the selected $f(R)$ function satisfies both cosmological and local gravity constraints, in addition to other relevant considerations [7]. Numerous works have been undertaken in this context, exploring various aspects at both the astrophysical and cosmological levels [8–32]. In general, for a more extensive review about $f(R)$ theories, interested readers are invited to see Refs. [33–35].

Within this wide plethora of viable $f(R)$ gravity models, two of those have been highlighted in the literature: the Hu and Sawicki (HS) model [36] and, the Starobinsky model [37]. Although these models were originally advertised as models that do not contain the cosmological constant as part of $f(R)$ being distinct from the Λ CDM form $f(R) = R - 2\Lambda$, in Ref. [38] it has been demonstrated that these models can be arbitrarily close to Λ CDM (where the deviation from Λ CDM is characterized by a parameter b), and they provide predictions that are similar to those of the usual (scalar field) DE models, particularly concerning the cosmic history, including the presence of the matter era, the stability of cosmological perturbations, the stability of the late de Sitter point, etc. Also, they found that the parameter b is of the order of $b \sim 0.1$ for the HS model, thus making it practically indistinguishable from the Λ CDM at the background level.

In a related investigation, in Ref. [39], the authors introduce a new class of models that are variants of the HS model that interpolate between the cosmological constant

model and a matter dominated universe for different values of the parameter b , which is usually expected to be small for viable models and which, in practice, measures the deviation from GR. Recently, in Ref. [40], the state-of-the-art BAO+BBN data and the most recent Type Ia supernovae (SNe Ia) sample, PantheonPlus, including the Cepheid host distances and covariance from SH0ES samples, were used to robustly constrain the HS and Starobinsky models, and found that both models are consistent with GR at a 95% CL.

As a contribution to the research in this matter, in this work, we analyze the parameters governing the $f(R)$ model proposed in [41] with the approximate analytical solution found by one of the authors [42] (Section 2), setting constraints on the characteristic parameter, b , and on some cosmological parameters as predicted by the studied model. The constraints are obtained by performing a statistical analysis based on the Markov Chain Monte Carlo (MCMC) method (Section 3), and considering three sets of observational data: the Hubble parameter ($H(z)$), the Type Ia Supernova sample (Pantheon+SH0ES), and the redshift distortion sample ($f\sigma_8$). We find that, although posing constraints on the model parameters presents some difficulties when individual datasets are considered, the joint statistical analyses allows to set strong constraints on the parameters, such that the model fits the data accurately, within the observational uncertainties. In addition, our model predictions for the considered cosmological parameters are found to be consistent with those reported by Planck or DESI (within the $\sim 1\sigma$ C.L.). Remarkably, we obtain a present value of the Hubble parameter, H_0 , laying between the values reported by Planck [43] and SH0ES [44, 45], alleviating the tension between these observations.

Our results also indicate that the value of deviation parameter b that best fit the data (Section 3) is larger than expected, considering the perturbative approach implemented in [42] to find the approximate solution. The impact of such a large value reflects on the redshift-evolution of the cosmological parameters w_{eff} , q , w_{DE} and Ω_{DE} presented in Section 4, with particular impact on w_{DE} , from which an oscillatory evolution at late times is obtained.

We also present results from statistical (Section 3.6) and dynamics (4) tests to verify the validity of the model under consideration, and address the conclusions in Section 5.

2 $f(R)$ Gravity: Preliminaries

In general, the gravitational action of $f(R)$ gravity in the presence of matter components is given by

$$S = \int d^4x \sqrt{-g} \left(\frac{f(R)}{2\kappa^2} + \mathcal{L}_M \right), \quad (1)$$

where g denotes the determinant of the metric tensor $g^{\mu\nu}$, $\kappa^2 = 8\pi G = 1/M_{\text{p}}^2$, with G being the Newton's constant and M_{p} the reduced Planck mass. \mathcal{L}_M represents the Lagrangian density for the matter components (relativistic and non-relativistic perfect matter fluids). The term $f(R)$ is for now an arbitrary function of the Ricci scalar R .

Variation with respect to the metric gives the equation of motion

$$f_R(R)R_{\mu\nu} - \frac{1}{2}g_{\mu\nu}f(R) + (g_{\mu\nu}\square - \nabla_\mu\nabla_\nu)f_R(R) = \kappa^2 T_{\mu\nu}^{(M)}, \quad (2)$$

where $f_R \equiv \frac{df}{dR}$, ∇_μ is the covariant derivative associated with the Levi-Civita connection of the metric, and $\square \equiv \nabla^\mu\nabla_\mu$. Plus, $T_{\mu\nu}^{(M)}$ is the matter energy-momentum tensor which is assumed to be a perfect fluid. Considering the flat Friedman-Robertson-Walker (FRW) metric,

$$ds^2 = -dt^2 + a(t)^2\delta_{ij}dx^i dx^j, \quad (3)$$

with $a(t)$ representing the scale factor, the time and spatial components of Eq. (2) are given, respectively, by

$$3H^2 f_R = \kappa^2(\rho_m + \rho_r) + \frac{1}{2}(Rf_R - f) - 3H\dot{f}_R, \quad (4)$$

and

$$-2\dot{H}f_R = \kappa^2\left(\rho_m + \frac{4}{3}\rho_r\right) + \ddot{f}_R - H\dot{f}_R, \quad (5)$$

where ρ_m is the matter density and ρ_r denotes the density of radiation. The over-dot denotes a derivative with respect to the cosmic time t and $H \equiv \dot{a}/a$ is the Hubble parameter. Note that in the spatially flat FLRW Universe, the Ricci scalar R takes the form

$$R = 6(2H^2 + \dot{H}). \quad (6)$$

If there is no interaction between non-relativistic matter and radiation, then these components obey separately the conservation laws:

$$\dot{\rho}_m + 3H\rho_m = 0, \quad \dot{\rho}_r + 4H\rho_r = 0. \quad (7)$$

As usual in the literature, it is possible to rewrite the field equations (4) and (5) in the Einstein-Hilbert form:

$$3H^2 = \kappa^2\rho, \quad (8)$$

$$-2\dot{H} = \kappa^2(\rho + p), \quad (9)$$

where $\rho = \rho_m + \rho_r + \rho_{\text{DE}}$ and $p = p_m + p_r + p_{\text{DE}}$ correspond to the total effective energy density and total effective pressure density of the cosmological fluid. In this case, the dark energy component has a geometric origin, and after a some manipulation in Eqs. (4) and (5), we obtain the effective dark energy and pressure corresponding to $f(R)$ -theory given by

$$\rho_{\text{DE}} = \frac{1}{\kappa^2} \left[\frac{Rf_R - f}{2} + 3H^2(1 - f_R) - 3H\dot{f}_R \right], \quad (10)$$

and

$$p_{\text{DE}} = \frac{1}{\kappa^2} [\ddot{f}_R - H\dot{f}_R + 2\dot{H}(f_R - 1) - \kappa^2\rho_{\text{DE}}], \quad (11)$$

it is easy to show that ρ_{DE} and p_{DE} defined in this way satisfy the usual energy conservation equation

$$\dot{\rho}_{\text{DE}} + 3H(\rho_{\text{DE}} + p_{\text{DE}}) = 0, \quad (12)$$

in this case, we assume that the equation of state (EoS) parameter for this effective dark energy satisfies the relation $w_{\text{DE}} = p_{\text{DE}}/\rho_{\text{DE}}$, and in explicit form it is given by

$$w_{\text{DE}} = -1 - \frac{H\dot{f}_R + 2\dot{H}(1 - f_R) - \ddot{f}_R}{\frac{1}{2}(f_R R - f) - 3H\dot{f}_R + 3(1 - f_R)H^2}, \quad (13)$$

In the following sections, our analysis will be focused on the $f(R)$ gravity model, defined by

$$f(R) = R - 2\Lambda e^{-(b\Lambda/R)^n}, \quad (14)$$

where b and n are positive real dimensionless parameters, and Λ is the cosmological constant. This model was introduced in Ref. [42], and it is a reparametrization of a specific viable $f(R)$ gravity model studied in Refs. [41, 46]. Furthermore, it is shown that the HS model is a limiting case of this model. In the literature, other authors have studied some $f(R)$ gravity models with exponential functions of the scalar curvature (see for example Refs. [47–51]).

From the specific form of this model, and as has been demonstrated in Ref. [38], it is possible to derive an analytic approximation for the expansion rate $H(z)$. This approximate analytical expression was found by one of the authors in Ref. [42], and it is given by

$$\begin{aligned} E^2(z) \equiv \frac{H^2(z)}{H_0^2} &= 1 - \Omega_{m0} + (1+z)^3 \Omega_{m0} \\ &+ \frac{6b(\Omega_{m0} - 1)^2 (-4 + \Omega_{m0}(9 - 3\Omega_{m0} + z(3 + z(z+3)))(1 + (3 + 2z(3 + z(z+3)))\Omega_{m0}))}{(4 + (-3 + z(3 + z(z+3)))\Omega_{m0})^3} \\ &+ \frac{b^2(\Omega_{m0} - 1)^3}{(1+z)^{24} \left(\frac{4(1-\Omega_{m0})}{(1+z)^3} + \Omega_{m0} \right)^8} \left[5120(\Omega_{m0} - 1)^6 + 9216(1+z)^3(\Omega_{m0} - 1)^5 \Omega_{m0} \right. \\ &- 30144(1+z)^6(\Omega_{m0} - 1)^4 \Omega_{m0}^2 + 31424(1+z)^9(\Omega_{m0} - 1)^3 \Omega_{m0}^3 - 9468(1+z)^{12} \\ &\left. \times (\Omega_{m0} - 1)^2 \Omega_{m0}^4 - 4344(1+z)^{15}(\Omega_{m0} - 1) \Omega_{m0}^5 + \frac{37}{2}(1+z)^{18} \Omega_{m0}^6 \right], \end{aligned} \quad (15)$$

where for simplicity, it has been assumed that $\Omega_{r0} = 0$, $n = 1$ and made the substitution $N = -\ln(1+z)$.

3 Cosmological constraints

This section is devoted to the description of the performed statistical analysis and the considered observational data, to evaluate constraints on the free parameter of the model, b , as well as on some of the relevant cosmological parameters, as predicted

from the $f(R)$ model. We also present a comparison with the predictions of the Λ CDM model when the same statistical analysis and datasets are considered.

The statistical analysis used here is based on the well known Markov Chain Monte Carlo (MCMC) method implemented with the `emcee` package [52] to find the parameters that maximize a user-defined likelihood function

$$\mathcal{L}(D|z; \boldsymbol{\theta}) = -\ln p(D|z; \boldsymbol{\theta}) = -\frac{1}{2}\chi^2(z; \boldsymbol{\theta}), \quad (16)$$

where D refers to the analyzed dataset(s), $\boldsymbol{\theta}$ is the vector of free the parameters to fit (the actual elements of this vector depend on the dataset under consideration, as explained in the following sections), and z is the independent variable which, for our case corresponds to the redshift.

For each dataset considered in this paper (the Hubble parameter observational, the Type Ia supernova –Pantheon+– and the redshift space distortion (RSD) data), a suitable χ^2 function is defined, considering the particular number of data and the observed uncertainties. In addition, combinations of the different datasets are also considered, looking for strengthen the constraints on the relevant parameters, in which case the corresponding χ^2 function would be the sum of the individual functions for each dataset, i.e.,

$$\chi_{\text{tot}}^2(z; \boldsymbol{\theta}) = \sum_i \chi_i^2(z; \boldsymbol{\theta}), \quad i = (H(z), \text{Pantheon}, f\sigma_8). \quad (17)$$

Using the MCMC method benefits by the inclusion of any information previously known about the parameters. This is done by adding suitable *priors* which make the `emcee` package to explore the parameters inside a defined range, with an specified probability distribution. In order to avoid any possible bias on the analysis, flat priors are enforced for all the parameters, with the corresponding ranges shown in table 1.

Table 1 Defined ranges for the parameters to fit, included as flat priors in the MCMC analysis.

Parameter	H_0^1	Ω_{m0}	σ_8	b
Range	(60, 80)	(0.1, 0.4)	(0.6, 1.0)	(0, 2)

¹ H_0 is measured in km/s/Mpc.

As can be noticed from Table 1, we allow H_0 to float in an interval which includes the two values that are currently under discussion given the independent measurements by Planck, $H_0^{\text{Planck}} = [67.36 \pm 0.54] \text{ km s}^{-1} \text{ Mpc}^{-1}$ [43], and SH0ES, $H_0^{\text{SH0ES}} = [73.30 \pm 1.04] \text{ km s}^{-1} \text{ Mpc}^{-1}$ [44] (see also Ref. [45] for a reported value with reduced uncertainty). By doing so, we are able to test if our model shows indications for alleviating the tension between the two observations. Moreover, it is noteworthy that we have considered a range of positive values for b , as this choice aligns with the imposed conditions of the current model, i.e. $f_R > 0$ and $f_{RR} > 0$ for $R > R_0 (> 0)$

(where R_0 is the Ricci scalar at the present time), and also $0 < \frac{Rf_{RR}}{f_R}(r) < 1$ at the de Sitter point, $r = -\frac{Rf_R}{f} = -2$.

3.1 The Hubble parameter data

For the observational Hubble parameter, we consider the data reported in [53] based on cosmic chronometers (CC) and radial Baryon Acoustic Oscillations (BAO) methods (see Ref. [53] for additional details). In this case, the χ^2 used for the likelihood maximization is defined as

$$\chi_{H_z}^2(z; \boldsymbol{\theta}) = \sum_{k=1}^{N_d} \frac{(H_{\text{fR},k}(z; \boldsymbol{\theta}) - H_{\text{obs},k}(z))^2}{\sigma_k^2}, \quad (18)$$

with $N_d = 40$, and $\boldsymbol{\theta} = (H_0, \Omega_{m0}, b)$. Here, $H_{\text{fR},k}$ and $H_{\text{obs},k}$ are the $f(R)$ -model prediction (Eq. (15)), and the observed values of the expansion rate, respectively, and σ_k is the corresponding observational error. An analogous χ^2 functions is used to test the Λ CDM model prediction for $H(z)$, for which the vector of parameters reduces to $\boldsymbol{\theta}_{\Lambda\text{CDM}} = (H_0, \Omega_{m0})$.

The results of this fit are shown in Fig. 1, where the 1σ - and 2σ -confidence contour plots and posterior probabilities for the considered parameters are exhibited (purple contours and lines). The best fit (BF) values of the parameters are also presented in Table 2, where we also write our results obtained from the fitting this dataset to the Λ CDM model, and the reported values by the Planck [43] and DESI [54] Collaborations.

Regarding the present value of the Hubble parameter, H_0 , within the 1σ interval, our model shows an indication of reducing the tension between the Planck and SH0ES observations, being also consistent with our Λ CDM model analysis. Our model prediction for Ω_{m0} (which is consistent with our fit to the Λ CDM model) agrees with the Planck value within a $\sim 1.4\sigma$ C.L. On the other hand, although the parameter b is not strongly constrained by this dataset, the prediction is consistent with $b = 0$, and the allowed interval expands up to $b \lesssim 0.8$ at $\sim 2\sigma$ C.L.

3.2 The standardized distance modulus - Type Ia Supernova Sample

For the Ia Supernova distance modulus we consider the Pantheon+SH0ES (referred to as Pantheon here) database described in Refs. [44, 55], comprising 1701 data points in a range of $0.001 \leq z \leq 2.3$. The analysis was performed with a suited χ^2 function, considering both statistical and systematic uncertainties through a covariance matrix, \mathbf{C}_{cov} :

$$\chi_{\text{Pantheon}}^2 = [\mu_{\text{fR}}(z; \boldsymbol{\theta}) - \mu_{\text{obs}}(z)]^T \mathbf{C}_{\text{cov}}^{-1} [\mu_{\text{fR}}(z; \boldsymbol{\theta}) - \mu_{\text{obs}}(z)]. \quad (19)$$

Both, the covariance matrix and the observed distance modulus μ_{obs} were obtained from the Pantheon+SH0ES data release [56]. For the model prediction, we have

$$\mu_{\text{fR}}(z; \boldsymbol{\theta}) = M + 25 + 5 \log_{10} D_L(z; \boldsymbol{\theta}), \quad (20)$$

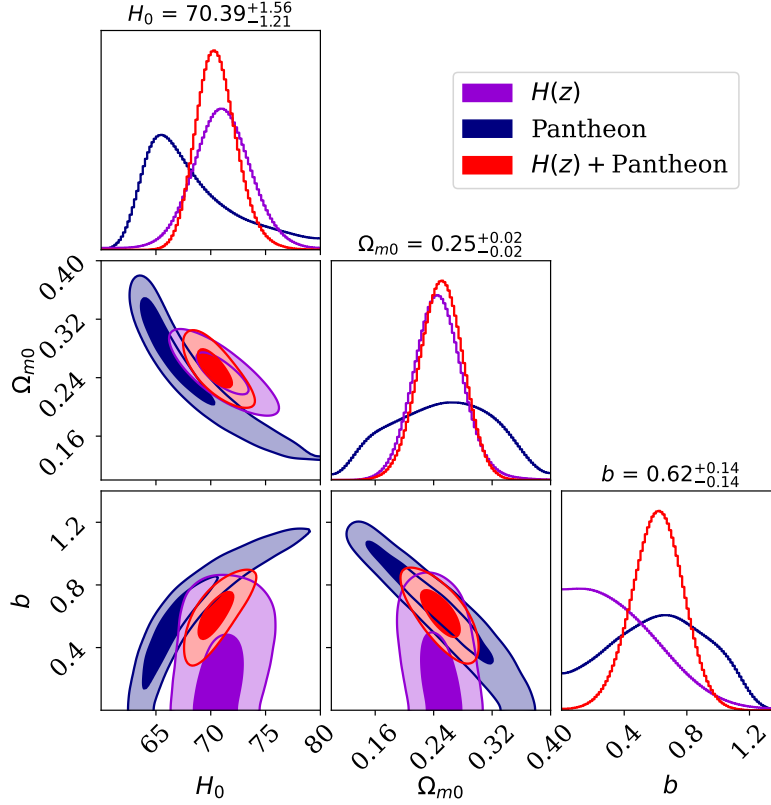


Fig. 1 Contour plots and 1-D posterior probabilities obtained from the MCMC analysis of the $H(z)$ (purple) and the Pantheon (dark blue) observational data, as well as the combination those two datasets (red), for the parameters (H_0, Ω_{m0}, b) . The numbers over the 1-D posteriors correspond to the joint analysis.

where M is the absolute magnitude, the parameters vector is $\boldsymbol{\theta} = (H_0, \Omega_{m0}, b)$, and $D_L(z; \boldsymbol{\theta})$ is the luminosity distance given by

$$D_L(z; \boldsymbol{\theta}) = c(1+z) \int_0^z \frac{dz'}{H_{\text{fR}}(z'; \boldsymbol{\theta})}, \quad (21)$$

where c is the speed of light and, as before, $H_{\text{fR}}(z'; \boldsymbol{\theta})$ is calculated using Eq. (15). As for the analysis of the expansion rate in the previous section, here we also carry out the fit of the Λ CDM model prediction for the distance modulus with the same χ^2 function, Eq. (19), reducing the parameters vector to $\boldsymbol{\theta} = (H_0, \Omega_{m0})$.

The contour plots, together with the posterior probabilities for the fitted parameters for the $f(R)$ model are shown in Fig. 1 (dark blue contours and lines), while the corresponding best fit values are presented in Table 2. As clearly exhibited by the (dark blue) contours, there is a strong correlation among the parameters, producing long allowed areas, covering most of studied range of values.

In particular, for the present value of the Hubble expansion rate, H_0 , a statistically weak preference for lower values (in a better agreement with Planck) is obtained, pushing also b to be small, but different from zero up to almost $\sim 2\sigma$ C.L. (see Table 2). In this scenario (low H_0 and small b), the allowed region for Ω_{m0} extends to largest explored values, in good agreement with the Planck and DESI observations.

3.3 Combining the Hubble expansion rate and the Pantheon+SH0ES datasets

As anticipated at the beginning of this section, a joint analysis considering the two previously described datasets was also implemented, adding the corresponding χ^2 -functions, Eqs. (18) and (19). The combined fit produces the expected results, shown as (red) contours and 1-D posterior probabilities in Fig. 1, and in Table 2 (see the row for $H(z)$ +SN). First, it is clear that, despite the larger number of data available from the Pantheon sample, the constraints on the parameters are dominated by the $H(z)$ dataset; this is particularly apparent from the 1-D histograms for H_0 and Ω_{m0} . For these quantities, the joint fit keeps the model prediction close to that obtained from the $H(z)$ dataset alone, but enhancing the corresponding limits (i.e. reducing the allowed regions).

This last feature is exceptionally noticeable for the b parameter, for which not only we obtain a rather large preferred value, but also $b = 0$ is excluded at more than 3σ C.L. Though one would expect the deviation parameter b to be close to zero, bringing our model close to Λ CDM, as it will be clear later (Sec. 3.5), the proposed $f(R)$ model with a large deviation parameter successfully fit the considered observational data. In addition, this results agree with earlier studies [38], where values of b of order $\mathcal{O}(1)$ are also obtained.

3.4 The redshift space distortion, $f\sigma_8$ - The growth Sample

The last dataset considered here is the value of the growth rate $f(z)$ multiplied by the amplitude of the matter power spectrum on the scale of $8h^{-1}\text{Mpc}$, $\sigma_8(z)$, usually written as $f\sigma_8(z)$. This quantity is considered the best observable to discriminate between modified gravity theories (such as $f(R)$ gravity models) and Λ CDM, given that many $f(R)$ gravity models are virtually indistinguishable from the Λ CDM model at the background level [57]. We consider a total of $N_d = 26$ data points for different redshifts, $0.013 \leq z \leq 1.944$ [39, 58, 59], with the χ^2 function defined as

$$\chi_{f\sigma_8}^2 = \sum_{k=1}^{N_d} \frac{[(f\sigma_8)_{\text{fR},k}(z; \boldsymbol{\theta}) - (f\sigma_8)_{\text{obs},k}(z)]^2}{\sigma_k^2}. \quad (22)$$

As for the previous cases, σ_k is the corresponding error for each observational value $(f\sigma_8)_{\text{obs},k}(z)$, which is compared against the model prediction, $(f\sigma_8)_{\text{fR},k}(z; \boldsymbol{\theta})$, with $\boldsymbol{\theta} = (\sigma_8, H_0, \Omega_{m0}, b)$. The predicted growth rate is computed through the following relation [39, 60]:

$$(f\sigma_8)_{\text{fR}}(z; \boldsymbol{\theta}) = \sigma_8 \frac{\delta'_m(z; \boldsymbol{\theta})}{\delta'_m(z=0)}, \quad (23)$$

where $\sigma_8 = \sigma_8(z=0)$, $\delta_m \equiv \delta\rho_m/\rho_m$ is the gauge-invariant matter density perturbation (the density contrast), and the prime stands for the derivative with respect to the redshift, z . To obtain the theoretical prediction from Eq. (23), it is necessary to calculate δ_m . The equation governing the evolution of this quantity for the $f(R)$ gravity has been derived previously in the literature, considering the subhorizon approximation ($k^2/a^2 \gg H^2$) [61, 62], and it has the following form:

$$\ddot{\delta}_m + 2H\dot{\delta}_m - 4\pi G_{\text{eff}}(a, k)\rho_m\delta_m = 0; \quad (24)$$

here the dot denotes the differentiation with respect to the cosmic time, $G_{\text{eff}}(a, k)$ is the effective gravitational “constant”, k is the comoving wave number, a is the scale factor normalized to unity at present epoch, and ρ_m is the background matter density. In order to facilitate our calculations, we rewrite Eq. (24) in terms of z , as follows:

$$\delta_m''(z) + \left(\frac{E^{2'}(z)}{2E^2(z)} - \frac{1}{1+z} \right) \delta_m'(z) - \frac{3\Omega_{m0}}{2E^2(z)}(1+z) \frac{G_{\text{eff}}(z, k)}{G_N} \delta_m(z) = 0; \quad (25)$$

in this case, the explicit form for $G_{\text{eff}}(z, k)$ is

$$G_{\text{eff}}(z, k) = \frac{G_N}{f_R} \left[1 + \frac{k^2(1+z)^2(f_{RR}/f_R)}{1 + 3k^2(1+z)^2(f_{RR}/f_R)} \right], \quad (26)$$

where G_N is the Newton constant. Eq. (25) has been expressed in terms of $E^2(z)$, since this function is known in explicit form in our case. To solve Eq. (25) numerically, we adopt initial conditions for the density contrast, and its first derivative that are consistent with those observed at very high redshifts (matter era), matching that of the Λ CDM model.

The statistical analysis allows us to set constraint to the parameters, $\theta = (\sigma_8, H_0, \Omega_{m0}, b)$. However, as observed in Table 2 (see the row for $f(R) - f\sigma_8$), the allowed interval obtained for H_0 is considerably large (and larger than the result of the other fits); in fact, the constraints on this parameter are well weaker than from the other cases, indicating that these data alone are not enough to provide a robust fit.

To overcome this situation, we performed a series of joint fits combining the growth sample with the Hubble expansion rate sample, with the Pantheon sample only, and with both samples at the same time. The corresponding posterior distributions for the considered parameters resulting from these three different analyses are shown in Fig. 2, where the numbers on top of each column correspond to the inferred values from the combination of the three datasets (gray 2D-contours and histograms). Also, Table 2 exhibit the intervals at a 68% C.L. for all of the fits.

Looking at Fig. 2 one can notice the apparent effect of combining the three datasets. As expected, all the parameters are better bounded in this case, and the most evident impact is on H_0 (which, as mentioned earlier, is not constrained by the $f\sigma_8$ data alone), for which the combined data set a well constrained allowed region around $H_0 = 70.7$ km/s/Mpc. Interestingly, bounds on σ_8 are also improved with the combination, showing that, although this parameter is undoubtedly not limited by the $H(z)$ data, the joint fit with Pantheon and the growth rate samples makes the model to predict a

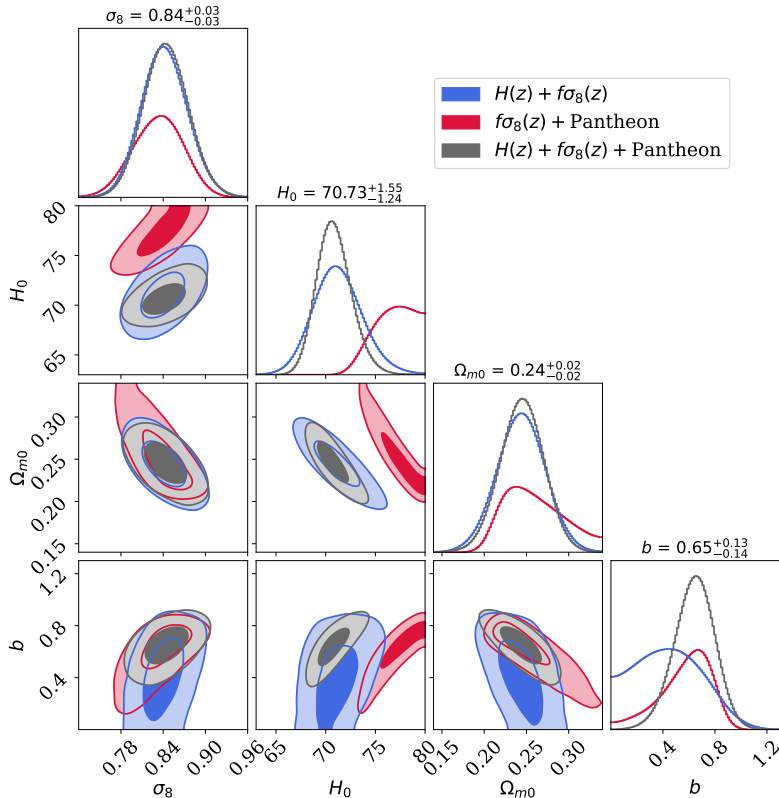


Fig. 2 Contour plots and 1-D posterior probabilities obtained from the MCMC analysis, for the combination of $H(z)$, $f\sigma_8(z)$, and Pantheon observational data for the parameters $(\sigma_8, H_0, \Omega_{m0}, b)$.

smaller allowed region for σ_8 , rejecting values outside $(0.81, 0.87)$ (see lower-left panel of Fig. 2).

Notice how the combination of the Pantheon and the growth rate samples (red 2D-contour and histograms) result in a strong correlation among the parameters, which was also evident before, from the analysis of the Pantheon sample alone (see Fig. 1). Adding the growth rate sample improves the constraints by reducing the allowed regions, but also pushes H_0 towards larger values, closer to the SH0ES [44] observation than to the Planck [43] one, as one would actually expect. Importantly, the inclusion of the Hubble parameter sample (gray 2D-contour and histograms in Fig. 2) further improves the constraints over all the parameter, particularly pushing H_0 back to low values, alleviating the tension between Planck and SH0ES. Also, although still evident in the 2D-contours, the correlation between the parameters is reduced. We note here that, in the case of the (σ_8, Ω_{m0}) space, a similar result was obtained by the authors of Ref. [39], in a context where variants of the Hu-Sawicki model were studied. Comparing this 2D-parameter space with a more recent study [63], where constraints from the redshift-space galaxy skew spectra are set for some cosmological parameters (although not in the context of $f(R)$ gravity models), we see that we obtain compatible results

Table 2 Resulting 1σ allowed intervals for the fitted parameters from the MCMC analysis. The values in the first (second) row correspond to those for the Λ CDM model from Planck 2018 [43] (DESI 2024 [54]); the following rows are the result of fitting the Λ CDM model predictions to the corresponding dataset, while the last part of the table shows the corresponding predictions from our $f(R)$ model. Note that, here, SN refers to the Pantheon dataset.

	Model	H_0^1	Ω_{m0}	σ_8	b
Λ CDM	Planck [43]	67.4 ± 0.5	0.315 ± 0.007	0.811 ± 0.006	–
Λ CDM	DESI [54]	68.52 ± 0.62^2	0.295 ± 0.015^3	0.8135 ± 0.0053^4	–
Λ CDM	$H(z)$	$73.1^{+2.7}_{-2.8}$	$0.237^{+0.029}_{-0.025}$	–	–
	SN	72.8 ± 0.2	0.361 ± 0.018	–	–
	$H(z) + \text{SN}$	73.9 ± 0.2	0.263 ± 0.009	–	–
	$f\sigma_8$	–	$0.294^{+0.048}_{-0.042}$	0.805 ± 0.033	–
	$H(z) + f\sigma_8$	71.6 ± 2.5	$0.254^{+0.026}_{-0.023}$	0.832 ± 0.028	–
	SN + $f\sigma_8$	72.9 ± 0.2	0.353 ± 0.017	0.777 ± 0.022	–
	$H(z) + \text{SN} + f\sigma_8$	73.8 ± 0.2	0.264 ± 0.009	$0.824^{+0.023}_{-0.022}$	–
$f(R)$	$H(z)$	$71.0^{+2.3}_{-2.6}$	$0.246^{+0.027}_{-0.026}$	–	$0.342^{+0.315}_{-0.234}$
	SN	$67.2^{+5.4}_{-2.6}$	$0.254^{+0.068}_{-0.074}$	–	$0.629^{+0.315}_{-0.337}$
	$H(z) + \text{SN}$	$70.4^{+1.6}_{-1.2}$	$0.251^{+0.023}_{-0.024}$	–	$0.615^{+0.136}_{-0.144}$
	$f\sigma_8$	$70.1^{+6.7}_{-6.8}$	$0.218^{+0.071}_{-0.069}$	$0.863^{+0.064}_{-0.052}$	$0.801^{+0.320}_{-0.441}$
	$H(z) + f\sigma_8$	$71.1^{+3.3}_{-2.1}$	$0.244^{+0.025}_{-0.026}$	$0.841^{+0.030}_{-0.028}$	0.440 ± 0.268
	SN + $f\sigma_8$	$77.0^{+2.0}_{-2.1}$	$0.256^{+0.045}_{-0.030}$	$0.834^{+0.031}_{-0.035}$	$0.609^{+0.137}_{-0.226}$
	$H(z) + \text{SN} + f\sigma_8$	$70.7^{+1.3}_{-1.2}$	$0.245^{+0.022}_{-0.023}$	0.844 ± 0.028	$0.648^{+0.125}_{-0.137}$

¹ H_0 is measured in km/s/Mpc.

²DESI BAO.

³DESI BAO + CMB.

⁴DESI BAO + Planck[plik] + CMB lensing.

both, at the 2D-contour level, and the allowed region for each parameter. This provides an interesting insight about the possibility of strengthen our constrains even further by the inclusion of the non-Gaussian information of the cosmic large-scale structure, a task which might be considered in a future work.

Another relevant aspect to remark here is the results for the perturbative parameter, b . As noticed in the previous section (see Fig. 1, and Tab. 2), when only the $H(z)$ sample is considered, b allowed region goes to lower values, including $b = 0$; however, when the other two samples are considered into the analysis, not only the constraints are strengthened, but also b preferred values are moved to rather large values, now excluding $b = 0$ at $\gtrsim 4.5\sigma$. These large values for b might not be awaited, considering its perturbative nature, but it is not totally unexpected since similar results have been observed before [38, 64] (see also [39], were a particular degenerate hypergeometric model was considered, obtaining a $b \approx 6$ best fit.)

Let us conclude this section by pointing that even if it would be natural to expect b to be close to zero, our statistical analysis indicate that this is not quite the case for the considered model and data samples. One must notice, though, that the large value obtained for the perturbative parameter is statistically strong and the fit to the data is compensated (see Sec. 3.5, bellow) by the other relevant cosmological parameters

considered in the analysis, $(H_0, \Omega_{m0}, \sigma_8)$, which are considerably different to those reported by Planck and DESI (see Table 2), within the Λ CDM model. Indeed, when we perform the same statistical analysis implemented for our $f(R)$ model to the Λ CDM predictions, the results appear to be more compatible between these two models (see the Λ CDM and $f(R)$ set of rows in Table 2), with a remarkable distinction coming from the fact that our proposed $f(R)$ model (i.e., with $b \neq 0$) predicted H_0 value indicates an alleviation of the Planck-SHOES measurement tension.

3.5 Model predictions vs. observational data

As an important evaluation of the results presented in the previous sections, the obtained values for the constrained parameters $(H_0, \Omega_{m0}, \sigma_8, b)$ are used to draw the evolution of the Hubble expansion rate, the distance modulus Ia-SN, and the space distortion, in terms of the redshift, z , as predicted by our $f(R)$ model.

This is shown in Figs. 3-5, where the $f(R)$ predictions (red dash-dotted line) are compared with each sample published data (black dots with the vertical line indicating the corresponding data uncertainty), as well as with the predictions from the Λ CDM model, considering both, Planck [43] (blue line) and DESI [44] (black dashed line) reported observations.

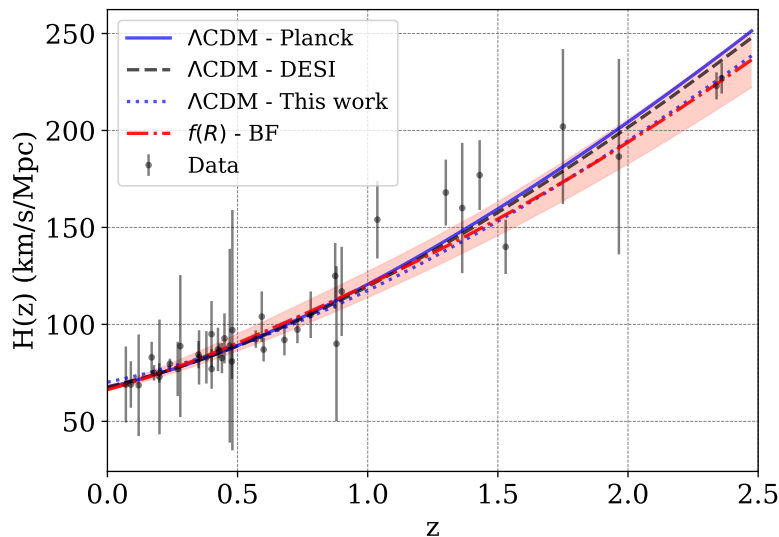


Fig. 3 Evolution of the Hubble parameter with the redshift, z , as predicted for the $f(R)$ model presented in this work (dot-dashed red), compared against observational data (black dots with the vertical lines indicating the uncertainty). The prediction by the Λ CDM model (full blue for Planck and dashed black for DESI) is also shown for comparison.

For a complete and more consistent comparison, in Figs. 3-5 we also included our own fit of the Λ CDM model predictions to the considered data samples (blue dotted line). Although not easily visible in Fig. 4, the three figures also exhibit a light red

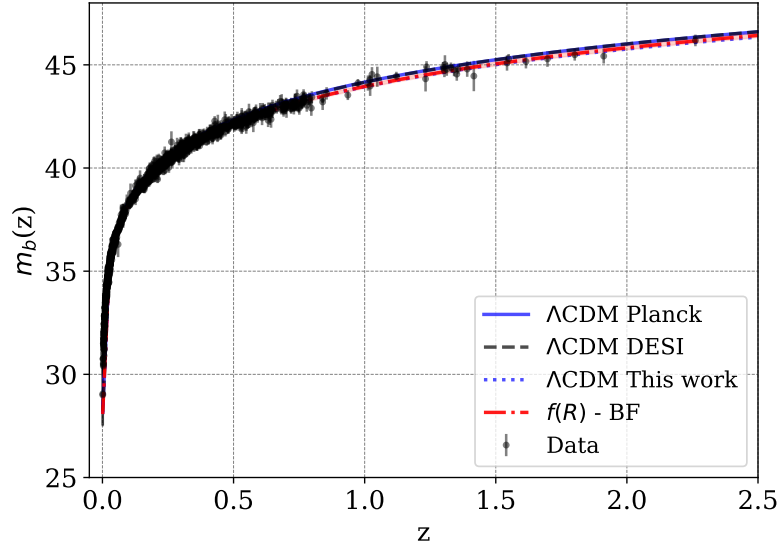


Fig. 4 As in Fig. 3, but for the corrected/standardized magnitude as a function of the redshift.

band obtained though allow the parameters float up to the 1σ allowed intervals. It is evident that our model very well reproduces the observations and that, despite the large value of the perturbative parameter b , the proposed model does not deviate considerably from Λ CDM.

3.6 Information Criteria

In this section we implement a different evaluation of the fits described in the previous sections, by using two standard information criteria (IC): the Akaike Information Criterion (AIC) and the Bayesian Information Criterion (BIC). This procedure provides a way to compare a set of models with their predictions given by datasets (see Ref. [65] and references therein for a complete description, and Refs. [64, 66], where this analysis is also implemented). This analysis is useful to compare models with different numbers of parameters and the number of data points for the different data samples under consideration.

Specifically, the AIC estimator is given by [65]

$$\text{AIC} = -2 \ln(\mathcal{L}_{\max}) + 2k + \frac{2k(k+1)}{N_{\text{tot}} - k - 1}, \quad (27)$$

while the BIC evidence estimator is computed through

$$\text{BIC} = -2 \ln(\mathcal{L}_{\max}) + k \log(N_{\text{tot}}), \quad (28)$$

where k is the number of free parameters in the proposed model, \mathcal{L}_{\max} is the maximum likelihood value of the dataset(s) considered for analysis, and N_{tot} is the number of

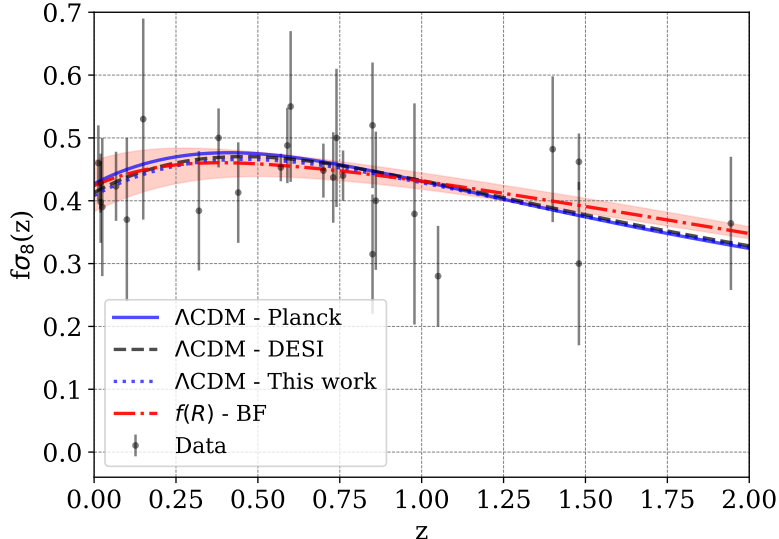


Fig. 5 As in Fig. 3, but for the growth rate as a function of the redshift.

data points. Then, to compare the models, we compute the relative differences between the IC,

$$\Delta IC_{\text{model}} = IC_{\text{model}} - IC_{\text{min}}, \quad (29)$$

where IC_{min} is the minimum value of IC of the set of competing models [65]. According to the authors of Ref. [65], a value $\Delta IC \leq 2$ indicates the statistical compatibility of the compared models; obtaining $2 < \Delta IC < 6$ points to a moderate tension between the models, and $\Delta IC \geq 10$ hints towards a strong tension. In general, the larger the ΔIC_{model} , the stronger the evidence against the model as compared with the model with IC_{min} .

The results of the IC analysis are presented in Table 3. Though we are using two models (ΛCDM vs. $f(R)$) only, the comparison is performed from the results of the statistical analyses of the different datasets (separately and jointly), as described above. For each case, in Table 3 we report the values of χ^2_{min} , AIC (Eq. (27)), BIC (Eq. (28)), and $|\Delta IC|$ (computed for both criteria using Eq. (29)).

If only χ^2_{min} is considered, we see that the proposed $f(R)$ model provides a better fit to the considered data (excluding $H(z)$ alone) than ΛCDM . Then, by looking at the values of AIC and BIC, for which the number of parameters is considered, the situation is more convoluted, since the IC is lower for ΛCDM in some cases and larger in others. In particular, notice that the largest differences ($|\Delta IC|$) are obtained when the Pantheon sample is used in the joint statistical analysis (together with $H(z)$ and/or $f\sigma_8$). In these cases, we observe what appears to be a strong preference of our proposed model over ΛCDM . Nevertheless, notice that the results of the other data samples does not provide an indication in favor of any of the models, but points to the compatibility between them, and to the fact that both of the models are equally likely to reproduce the data. Also, we have to consider the fact that the proposed $f(R)$

Table 3 Results of the information criteria analyses comparing the Λ CDM model with the $f(R)$ model proposed in this work, with the different sets of considered data samples.

Dataset	Model	χ_{\min}^2	AIC	$ \Delta\text{AIC} $	BIC	$ \Delta\text{BIC} $
$H(z)$	Λ CDM	18.69	23.02	0	26.07	0
	$f(R)$	19.09	25.75	2.73	30.15	4.08
Pantheon	Λ CDM	1752.51	1756.52	0	1767.39	0
	$f(R)$	1750.48	1756.49	0.03	1772.79	5.41
$H(z) + \text{Pantheon}$	Λ CDM	1816.37	1820.38	0	1831.29	0
	$f(R)$	1771.20	1777.21	43.17	1793.58	37.71
$f\sigma_8$	Λ CDM	14.92	19.45	0	21.44	0
	$f(R)$	13.22	20.31	0.86	22.99	1.55
$H(z) + f\sigma_8$	Λ CDM	34.85	41.24	0	47.42	0
	$f(R)$	33.41	42.07	0.83	50.17	2.75
$f\sigma_8 + \text{Pantheon}$	Λ CDM	1769.20	1775.22	0	1791.57	0
	$f(R)$	1764.29	1772.32	2.90	1794.11	2.54
$H(z) + f\sigma_8 + \text{Pantheon}$	Λ CDM	1831.71	1837.72	0	1854.14	0
	$f(R)$	1784.84	1792.87	44.86	1814.75	39.39

model is originates as a perturbation from Λ CDM, so the results are not astonishing¹, and additional tests might be performed.

4 Cosmological dynamics in late-time

Finally, setting the parameters of the model to the BF values obtained from the joint fit (Table 2, last row), we can take a look at the cosmological dynamics at late time as described by the $f(R)$ model studied here.

4.1 $\text{Om}(z)$ Diagnostic

An interesting tool to study the dynamics of a particular model is the Om diagnostic proposed in Ref. [5], which relies on the Hubble parameter, $H(z)$. With this diagnostic, it is also possible to analyse difference between the proposed model and Λ CDM. The diagnostic is performed by computing

$$\text{Om}(z) = \frac{E^2(z) - 1}{(1+z)^3 - 1}, \quad (30)$$

where $E^2(z) = H(z)/H_0$. Looking at the evolution of $\text{Om}(z)$, one can obtain information about the nature of DE as predicted by the considered model: if the model predicts a quintessence behaviour, $\text{Om}(z)$ would exhibit a negative slope (decreasing evolution); if, instead, the prediction favors a phantom DE, $\text{Om}(z)$ increases with z , showing a positive slope; finally, $\text{Om}(z)$ remains constant, corresponds to a cosmological constant DE, *i.e.*, the standard Λ CDM model.

¹Let us point out that, as marked in [39] and detailed in [67], this kind of analysis should not be taken as a final word when comparing different models, but as a complementary tool.

For the $f(R)$ model studied in this work, we can compute $\text{Om}(z)$ by means of the analytical solution, Eq. (15), considering the BF values of the relevant parameters (Ω_{m0}, b) , obtained from the $H(z)$ +Pantheon+ $f\sigma_8$ -data joint statistical analysis (last row of Table 2).

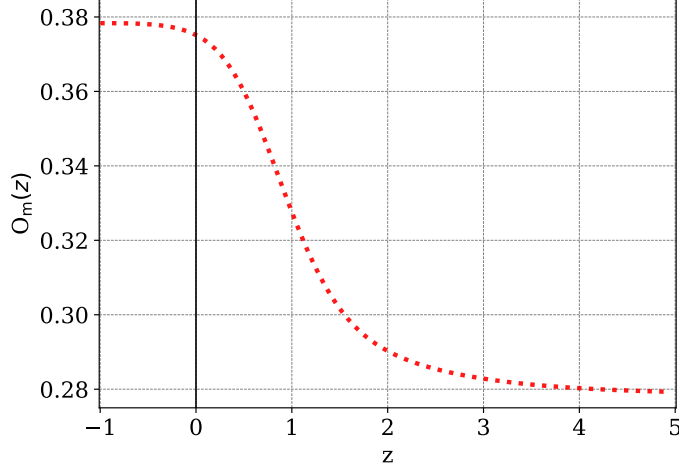


Fig. 6 Evolution of Om terms of the redshift, as predicted by the $f(R)$ model proposed in this work, considering the constraints from $H(z)$, Pantheon and $f\sigma_8$ samples.

The resulting evolution of $\text{Om}(z)$ is shown in Figure 6. Notice how, for $z < 0$ and $z \gtrsim 3.5$, $\text{Om}(z)$ presents a negligible variation (zero slope), indicating that the effective DE would behave like a cosmological constant. For the region in between, and for $z = 0$, on particular, $\text{Om}(z)$ decreases (negative slope), implying that the effective DE of our model displays a quintessence-like behaviour, which is consistent with the evolution of the DE EoS, w_{DE} at most of the corresponding z interval (see left-lower panel of Fig. 7).

4.2 Cosmological parameters

We now consider interesting cosmological parameters as given by the proposed $f(R)$ model, which provide insights on the model predictions and evolution, as well as a suitable way to compare with Λ CDM. In particular, here we examine the effective EoS,

$$w_{\text{eff}} = -1 + \frac{1}{3}(1+z)\frac{(E^2(z))'}{E^2(z)}, \quad (31)$$

the deceleration parameter,

$$q = -1 + \frac{1}{2}(1+z)\frac{(E^2(z))'}{E^2(z)}, \quad (32)$$

the DE EoS,

$$w_{\text{DE}} = -1 + \frac{1}{3}(1+z) \frac{(\rho_{\text{DE}}(z))'}{\rho_{\text{DE}}(z)}, \quad (33)$$

and the DE density,

$$\Omega_{\text{DE}} = 1 - \frac{\Omega_{\text{m}0}(1+z)^3}{E^2(z)}; \quad (34)$$

in all the above expressions, the prime indicates derivative with respect to z .

The $f(R)$ -model predicted evolution of these quantities is shown in Fig. 7 (red dotted lines) in terms of the redshift, z , where we also include the Λ CDM prediction (blue lines), for comparison.

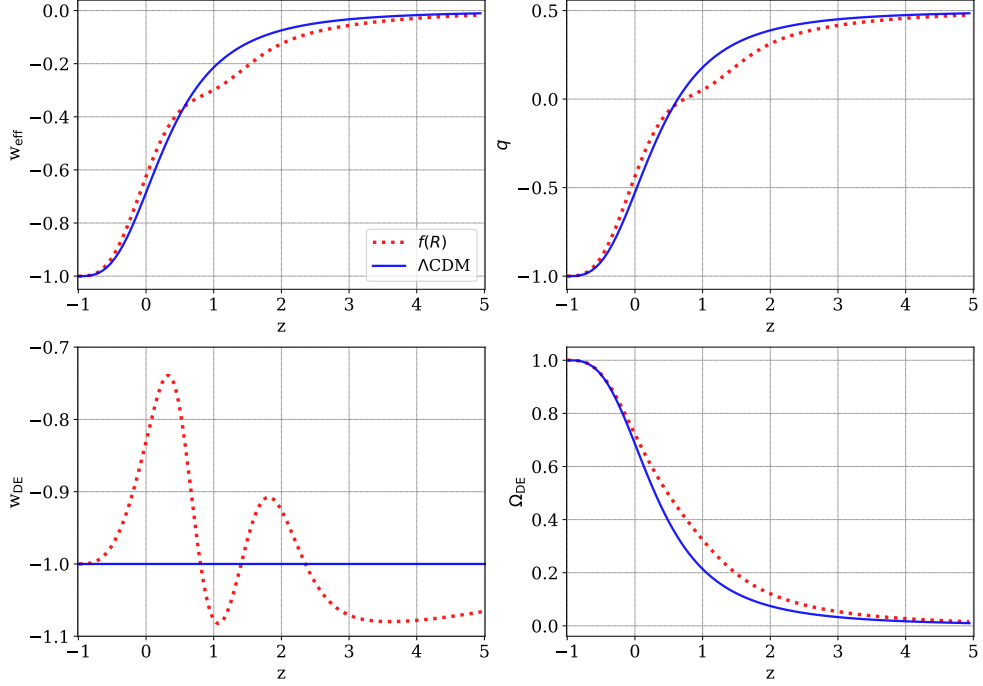


Fig. 7 Comparison of the evolution of some cosmological parameters in terms of the redshift, as predicted by the Λ CDM (blue-full line) model and the $f(R)$ (red-dotted line) model proposed in this work.

In spite of the fact that the statistical analysis showed a preference towards $b \sim \mathcal{O}(10^{-1})$, the cosmological evolution of w_{eff} , q , and Ω_{DE} predicted by the $f(R)$ model closely resembles the prediction of Λ CDM. The largest deviation appears in the range $0.5 \lesssim z \lesssim 3$, most certainly due to the fact that the approximated solution implemented in this analysis considers a perturbative expansion up to a second order; if additional terms (proportional to b^n , $n > 2$) had been considered, the $f(R)$ model would have resulted to be much closer to Λ CDM, and the red dotted lines in Fig. 7

would be almost indistinguishable from the blue ones. This is expected since it has already been shown in Refs. [41, 46] that using the exact (numerical) solution for the Hubble expansion rate, the $f(R)$ model is essentially indistinguishable from Λ CDM at the background level.

As observed in the bottom-left panel of Fig. 7, w_{DE} shows a considerable deviation from $w_{\text{DE}} = -1$ along the depicted range, specially for $z \lesssim 4$, where an oscillatory behaviour is observed. This discrepancy (although with a lower amplitude) was already anticipated in Ref. [42] for a smaller value of the deviation parameter b ; it is also apparent that $w_{\text{DE}} \rightarrow -1$ at the early stages of the Universe ($z \gtrsim 4$), as also observed in [42]. This is another indication of the effect of using the perturbative expansion up to the second order. In fact, it is reasonable to think that, as a consequence of $b \sim \mathcal{O}(10^{-1})$ as resulted from the observational data analysis, additional terms in the expansion of Eq. (15), proportional to b^3 and larger powers, might contribute substantially to the solution, likely mitigating the oscillations of w_{DE} . It is also important to notice that this oscillatory evolution has already been observed by other authors, for instance, in the context of modified gravity models [68, 69], or considering dynamical dark energy models [70, 71].

5 Conclusions

In this paper we have performed a statistical analysis of a viable, known $f(R)$ gravity model which includes an exponential function of the scalar curvature, Eq. (14), with a specific parameter b governing the deviation of the $f(R)$ model from Λ CDM. Within this context, we implemented the analytical approximate solution for the expansion rate, $H(z)$, shown in Eq. 15, from which some observational quantities can be computed, allowing to investigate the impact of the truncating the perturbative expansion with respect to b .

In addition to $H(z)$ itself, we considered the distance modulus, $\mu(z)$, and the growth rate multiplied by the amplitude of the matter power spectrum at $8h^{-1}\text{Mpc}$, $f\sigma_8(z)$. Hence, for the statistical analysis we used observational data from cosmic chronometers and radial Baryon Acoustic Oscillations methods (Section 3.1), the SN Ia Pantheon+SH0ES sample (Section 3.2), and the growth sample (Section 3.4). We analysed these data samples individually to set constraints on the model parameters, $(\sigma_8, H_0, \Omega_{m0}, b)$ and found that, in particular, the growth sample alone does not provide reasonable bounds on H_0 , and that, from the three analyses, the value of the deviation parameter b that best fit each data set is $\sim \mathcal{O}(10^{-1})$, and that $b = 0$ is excluded at $> 1\sigma$ (see Fig. 1 and Table 2).

Strengthened constraints on the parameters were obtained by performing joint analyses. By only combining $H(z)$ and the Pantheon samples, the bounds on (H_0, Ω_{m0}, b) are considerably improved (Fig. 1), remarkably locating H_0 in a region well in between the observations made by Planck, on one side, and SH0ES, on the other. Again, for the deviation parameter b the allowed region is such that $b = 0$ is excluded even further. Similar results are obtained when combining $H(z)$ with the growth sample, and Pantheon with the growth sample (Fig. 2). From the former (blue contours and lines), a null deviation parameter (i.e., $b = 0$) is not prohibited, while

from the later, the best fit and the allowed region of H_0 is pushed to larger values, implying a better agreement with SH0ES than with Planck.

As expected, the joint fit of the three data samples delivers the strongest constraints on the considered parameters (gray contours and lines in (Fig. 2), and last row of Table 2). Up to the second order of perturbative expansion on the deviation parameter b , the proposed $f(R)$ model appropriately reproduces the data (Figs. 3 - 5) with

$$\begin{aligned} H_0 &= 70.7^{+1.3}_{-1.2} \text{ km/s/Mpc}, & \Omega_{m0} &= 0.245^{+0.022}_{-0.023}, \\ \sigma_8 &= 0.844 \pm 0.028, & b &= 0.648^{+0.125}_{-0.137}, \end{aligned}$$

results that indicate that our model alleviate the tension between Planck and SH0ES regarding H_0 , on one side, and that the preferred value of b turns out to be larger than initially expected, and certainly $b \neq 0$ at $\gtrsim 4.5\sigma$. Notwithstanding, this is not entirely stunning, since this has also been obtained by different authors previously. Furthermore, we also looked at the predicted evolution of some interesting cosmological parameters (Section 4), noticing that the effective equation of state, the deceleration parameter and the DE density exhibit the expected behaviour, deviating slightly from Λ CDM. With regards to the DE EoS, although the deviation is more evident, its oscillatory evolution is not unexpected (it has been observed by other authors, e.g., [68–71]), and leads us to the conclusion that additional terms in the perturbative expansion should diminish the observable difference with Λ CDM.

By performing the Om diagnostic, and using the BF values of the constrained parameters, we have observed that the proposed $f(R)$ model predicts a DE that behaves like a cosmological constant at early times ($z \gtrsim 3.5$) and for the near future ($z < 0$), while at current and late time, the DE exhibits a quintessence-like evolution, in agreement with the results discussed above regarding w_{DE} .

Finally, as an evaluation of the statistical analysis performed in this study, and a tool to compare different models, we implemented the AIC and BIC information criteria (Section 3.6), which results are presented in Table 3. We found that, depending on the analysed data sample, the IC is lower for Λ CDM or larger than for the $f(R)$ model proposed here, and that the largest differences ($|\Delta IC|$) are obtained when the Pantheon sample is used in a joint statistical analysis, pointing to a preference of our proposed model (lower IC) over Λ CDM. However, as in the other cases $2 \lesssim |\Delta IC| \lesssim 6$, the results indicate that the preference over one model or the other is modest and the two models are essentially compatible.

Acknowledgements. A. O. is supported by *Patrimonio Autónomo–Fondo Nacional de Financiamiento para la Ciencia, la Tecnología y la Innovación Francisco José de Caldas (MINCIENCIAS–COLOMBIA)* Grant No. 110685269447 RC-80740-465-2020, projects 69723 and 69553. A. O. and M. A. A. express their gratitude to Ricardo Vega (Universidad del Atlántico) for allowing them to use the computer resources of his Laboratory for the MCMC analyses.

Declarations

- Availability of data and materials. All data used in the present analysis have been released and published by the corresponding research teams, and we properly include all necessary References to those works, and hence no further data deposit is needed.

References

- [1] Riess, A.G., *et al.*: Observational evidence from supernovae for an accelerating universe and a cosmological constant. *Astron. J.* **116**, 1009–1038 (1998) <https://doi.org/10.1086/300499> [arXiv:astro-ph/9805201](https://arxiv.org/abs/astro-ph/9805201)
- [2] Perlmutter, S., *et al.*: Measurements of Ω and Λ from 42 High Redshift Supernovae. *Astrophys. J.* **517**, 565–586 (1999) <https://doi.org/10.1086/307221> [arXiv:astro-ph/9812133](https://arxiv.org/abs/astro-ph/9812133)
- [3] Peebles, P.J.E., Ratra, B.: The Cosmological Constant and Dark Energy. *Rev. Mod. Phys.* **75**, 559–606 (2003) <https://doi.org/10.1103/RevModPhys.75.559> [arXiv:astro-ph/0207347](https://arxiv.org/abs/astro-ph/0207347)
- [4] Copeland, E.J., Sami, M., Tsujikawa, S.: Dynamics of dark energy. *Int. J. Mod. Phys. D* **15**, 1753–1936 (2006) <https://doi.org/10.1142/S021827180600942X> [arXiv:hep-th/0603057](https://arxiv.org/abs/hep-th/0603057)
- [5] Sahni, V., Starobinsky, A.: Reconstructing Dark Energy. *Int. J. Mod. Phys. D* **15**, 2105–2132 (2006) <https://doi.org/10.1142/S0218271806009704> [arXiv:astro-ph/0610026](https://arxiv.org/abs/astro-ph/0610026)
- [6] Bamba, K., Capozziello, S., Nojiri, S., Odintsov, S.D.: Dark energy cosmology: the equivalent description via different theoretical models and cosmography tests. *Astrophys. Space Sci.* **342**, 155–228 (2012) <https://doi.org/10.1007/s10509-012-1181-8> [arXiv:1205.3421](https://arxiv.org/abs/1205.3421) [gr-qc]
- [7] Amendola, L., Gannouji, R., Polarski, D., Tsujikawa, S.: Conditions for the cosmological viability of $f(R)$ dark energy models. *Phys. Rev. D* **75**, 083504 (2007) <https://doi.org/10.1103/PhysRevD.75.083504> [arXiv:gr-qc/0612180](https://arxiv.org/abs/gr-qc/0612180)
- [8] Hwang, J.-c., Noh, H.: $f(R)$ gravity theory and CMBR constraints. *Phys. Lett. B* **506**, 13–19 (2001) [https://doi.org/10.1016/S0370-2693\(01\)00404-X](https://doi.org/10.1016/S0370-2693(01)00404-X) [arXiv:astro-ph/0102423](https://arxiv.org/abs/astro-ph/0102423)
- [9] Nojiri, S., Odintsov, S.D.: Modified gravity with negative and positive powers of the curvature: Unification of the inflation and of the cosmic acceleration. *Phys. Rev. D* **68**, 123512 (2003) <https://doi.org/10.1103/PhysRevD.68.123512> [arXiv:hep-th/0307288](https://arxiv.org/abs/hep-th/0307288)
- [10] Capozziello, S., Cardone, V.F., Troisi, A.: Reconciling dark energy models

- with $f(R)$ theories. *Phys. Rev. D* **71**, 043503 (2005) <https://doi.org/10.1103/PhysRevD.71.043503> [arXiv:astro-ph/0501426](https://arxiv.org/abs/astro-ph/0501426)
- [11] Cognola, G., Elizalde, E., Nojiri, S., Odintsov, S.D., Zerbini, S.: One-loop $f(R)$ gravity in de Sitter universe. *JCAP* **02**, 010 (2005) <https://doi.org/10.1088/1475-7516/2005/02/010> [arXiv:hep-th/0501096](https://arxiv.org/abs/hep-th/0501096)
- [12] Capozziello, S., Cardone, V.F., Francaviglia, M.: $f(R)$ Theories of gravity in Palatini approach matched with observations. *Gen. Rel. Grav.* **38**, 711–734 (2006) <https://doi.org/10.1007/s10714-006-0261-x> [arXiv:astro-ph/0410135](https://arxiv.org/abs/astro-ph/0410135)
- [13] Nojiri, S., Odintsov, S.D.: Modified $f(R)$ gravity consistent with realistic cosmology: From matter dominated epoch to dark energy universe. *Phys. Rev. D* **74**, 086005 (2006) <https://doi.org/10.1103/PhysRevD.74.086005> [arXiv:hep-th/0608008](https://arxiv.org/abs/hep-th/0608008)
- [14] Song, Y.-S., Hu, W., Sawicki, I.: The Large Scale Structure of $f(R)$ Gravity. *Phys. Rev. D* **75**, 044004 (2007) <https://doi.org/10.1103/PhysRevD.75.044004> [arXiv:astro-ph/0610532](https://arxiv.org/abs/astro-ph/0610532)
- [15] Faulkner, T., Tegmark, M., Bunn, E.F., Mao, Y.: Constraining $f(R)$ Gravity as a Scalar Tensor Theory. *Phys. Rev. D* **76**, 063505 (2007) <https://doi.org/10.1103/PhysRevD.76.063505> [arXiv:astro-ph/0612569](https://arxiv.org/abs/astro-ph/0612569)
- [16] Olmo, G.J.: Limit to general relativity in $f(R)$ theories of gravity. *Phys. Rev. D* **75**, 023511 (2007) <https://doi.org/10.1103/PhysRevD.75.023511> [arXiv:gr-qc/0612047](https://arxiv.org/abs/gr-qc/0612047)
- [17] Sawicki, I., Hu, W.: Stability of Cosmological Solution in $f(R)$ Models of Gravity. *Phys. Rev. D* **75**, 127502 (2007) <https://doi.org/10.1103/PhysRevD.75.127502> [arXiv:astro-ph/0702278](https://arxiv.org/abs/astro-ph/0702278)
- [18] Faraoni, V.: de Sitter space and the equivalence between $f(R)$ and scalar-tensor gravity. *Phys. Rev. D* **75**, 067302 (2007) <https://doi.org/10.1103/PhysRevD.75.067302> [arXiv:gr-qc/0703044](https://arxiv.org/abs/gr-qc/0703044)
- [19] Bean, R., Bernat, D., Pogosian, L., Silvestri, A., Trodden, M.: Dynamics of Linear Perturbations in $f(R)$ Gravity. *Phys. Rev. D* **75**, 064020 (2007) <https://doi.org/10.1103/PhysRevD.75.064020> [arXiv:astro-ph/0611321](https://arxiv.org/abs/astro-ph/0611321)
- [20] Nojiri, S., Odintsov, S.D.: Unifying inflation with LambdaCDM epoch in modified $f(R)$ gravity consistent with Solar System tests. *Phys. Lett. B* **657**, 238–245 (2007) <https://doi.org/10.1016/j.physletb.2007.10.027> [arXiv:0707.1941](https://arxiv.org/abs/0707.1941) [hep-th]
- [21] Capozziello, S., Stabile, A., Troisi, A.: The Newtonian Limit of $f(R)$ gravity. *Phys. Rev. D* **76**, 104019 (2007) <https://doi.org/10.1103/PhysRevD.76.104019> [arXiv:0708.0723](https://arxiv.org/abs/0708.0723) [gr-qc]

- [22] Deruelle, N., Sasaki, M., Sendouda, Y.: Junction conditions in $f(R)$ theories of gravity. *Prog. Theor. Phys.* **119**, 237–251 (2008) <https://doi.org/10.1143/PTP.119.237> arXiv:0711.1150 [gr-qc]
- [23] Appleby, S.A., Battye, R.A.: Aspects of cosmological expansion in $F(R)$ gravity models. *JCAP* **05**, 019 (2008) <https://doi.org/10.1088/1475-7516/2008/05/019> arXiv:0803.1081 [astro-ph]
- [24] Carloni, S., Dunsby, P.K.S., Troisi, A.: The Evolution of density perturbations in $f(R)$ gravity. *Phys. Rev. D* **77**, 024024 (2008) <https://doi.org/10.1103/PhysRevD.77.024024> arXiv:0707.0106 [gr-qc]
- [25] Capozziello, S., Cardone, V.F., Salzano, V.: Cosmography of $f(R)$ gravity. *Phys. Rev. D* **78**, 063504 (2008) <https://doi.org/10.1103/PhysRevD.78.063504> arXiv:0802.1583 [astro-ph]
- [26] Dunsby, P.K.S., Elizalde, E., Goswami, R., Odintsov, S., Gomez, D.S.: On the Λ CDM Universe in $f(R)$ gravity. *Phys. Rev. D* **82**, 023519 (2010) <https://doi.org/10.1103/PhysRevD.82.023519> arXiv:1005.2205 [gr-qc]
- [27] Capozziello, S., De Laurentis, M.: The dark matter problem from $f(R)$ gravity viewpoint. *Annalen Phys.* **524**, 545–578 (2012) <https://doi.org/10.1002/andp.201200109>
- [28] Odintsov, S.D., Oikonomou, V.K.: $f(R)$ Gravity Inflation with String-Corrected Axion Dark Matter. *Phys. Rev. D* **99**(6), 064049 (2019) <https://doi.org/10.1103/PhysRevD.99.064049> arXiv:1901.05363 [gr-qc]
- [29] Odintsov, S.D., Oikonomou, V.K.: Unification of Inflation with Dark Energy in $f(R)$ Gravity and Axion Dark Matter. *Phys. Rev. D* **99**(10), 104070 (2019) <https://doi.org/10.1103/PhysRevD.99.104070> arXiv:1905.03496 [gr-qc]
- [30] Odintsov, S.D., Oikonomou, V.K.: Geometric Inflation and Dark Energy with Axion $F(R)$ Gravity. *Phys. Rev. D* **101**(4), 044009 (2020) <https://doi.org/10.1103/PhysRevD.101.044009> arXiv:2001.06830 [gr-qc]
- [31] Oikonomou, V.K.: Rescaled Einstein-Hilbert Gravity from $f(R)$ Gravity: Inflation, Dark Energy and the Swampland Criteria. *Phys. Rev. D* **103**(12), 124028 (2021) <https://doi.org/10.1103/PhysRevD.103.124028> arXiv:2012.01312 [gr-qc]
- [32] Oikonomou, V.K.: Unifying inflation with early and late dark energy epochs in axion $F(R)$ gravity. *Phys. Rev. D* **103**(4), 044036 (2021) <https://doi.org/10.1103/PhysRevD.103.044036> arXiv:2012.00586 [astro-ph.CO]
- [33] Nojiri, S., Odintsov, S.D.: Unified cosmic history in modified gravity: from $F(R)$ theory to Lorentz non-invariant models. *Phys. Rept.* **505**, 59–144 (2011) <https://doi.org/10.1016/j.physrep.2011.04.001> arXiv:1011.0544 [gr-qc]

- [34] Clifton, T., Ferreira, P.G., Padilla, A., Skordis, C.: Modified Gravity and Cosmology. *Phys. Rept.* **513**, 1–189 (2012) <https://doi.org/10.1016/j.physrep.2012.01.001> arXiv:1106.2476 [astro-ph.CO]
- [35] Nojiri, S., Odintsov, S.D., Oikonomou, V.K.: Modified Gravity Theories on a Nutshell: Inflation, Bounce and Late-time Evolution. *Phys. Rept.* **692**, 1–104 (2017) <https://doi.org/10.1016/j.physrep.2017.06.001> arXiv:1705.11098 [gr-qc]
- [36] Hu, W., Sawicki, I.: Models of $f(R)$ Cosmic Acceleration that Evade Solar-System Tests. *Phys. Rev. D* **76**, 064004 (2007) <https://doi.org/10.1103/PhysRevD.76.064004> arXiv:0705.1158 [astro-ph]
- [37] Starobinsky, A.A.: Disappearing cosmological constant in $f(R)$ gravity. *JETP Lett.* **86**, 157–163 (2007) <https://doi.org/10.1134/S0021364007150027> arXiv:0706.2041 [astro-ph]
- [38] Basilakos, S., Nesseris, S., Perivolaropoulos, L.: Observational constraints on viable $f(R)$ parametrizations with geometrical and dynamical probes. *Phys. Rev. D* **87**(12), 123529 (2013) <https://doi.org/10.1103/PhysRevD.87.123529> arXiv:1302.6051 [astro-ph.CO]
- [39] Pérez-Romero, J., Nesseris, S.: Cosmological constraints and comparison of viable $f(R)$ models. *Phys. Rev. D* **97**(2), 023525 (2018) <https://doi.org/10.1103/PhysRevD.97.023525> arXiv:1710.05634 [astro-ph.CO]
- [40] Kumar, S., Nunes, R.C., Pan, S., Yadav, P.: New late-time constraints on $f(R)$ gravity. *Phys. Dark Univ.* **42**, 101281 (2023) <https://doi.org/10.1016/j.dark.2023.101281> arXiv:2301.07897 [astro-ph.CO]
- [41] Oliveros, A., Acero, M.A.: Late-time cosmology in a model of modified gravity with an exponential function of the curvature. *Phys. Dark Univ.* **40**, 101207 (2023) <https://doi.org/10.1016/j.dark.2023.101207> arXiv:2302.07022 [gr-qc]
- [42] Oliveros, A.: A viable $f(R)$ gravity model without oscillations in the effective dark energy. *Int. J. Mod. Phys. D* **32**(12), 2350086 (2023) <https://doi.org/10.1142/S0218271823500864> arXiv:2307.11896 [astro-ph.CO]
- [43] Aghanim, N., *et al.*: Planck 2018 results. VI. Cosmological parameters. *Astron. Astrophys.* **641**, 6 (2020) <https://doi.org/10.1051/0004-6361/201833910> arXiv:1807.06209 [astro-ph.CO]. [Erratum: *Astron. Astrophys.* 652, C4 (2021)]
- [44] Riess, A.G., *et al.*: A Comprehensive Measurement of the Local Value of the Hubble Constant with 1 km s⁻¹ Mpc⁻¹ Uncertainty from the Hubble Space Telescope and the SH0ES Team. *Astrophys. J. Lett.* **934**(1), 7 (2022) <https://doi.org/10.3847/2041-8213/ac5c5b> arXiv:2112.04510 [astro-ph.CO]
- [45] Riess, A.G., Breuval, L., Yuan, W., Casertano, S., Macri, L.M., Bowers, J.B.,

- Scolnic, D., Cantat-Gaudin, T., Anderson, R.I., Reyes, M.C.: Cluster Cepheids with High Precision Gaia Parallaxes, Low Zero-point Uncertainties, and Hubble Space Telescope Photometry. *Astrophys. J.* **938**(1), 36 (2022) <https://doi.org/10.3847/1538-4357/ac8f24> [arXiv:2208.01045](https://arxiv.org/abs/2208.01045) [astro-ph.CO]
- [46] Granda, L.N.: Modified gravity with an exponential function of curvature. *Eur. Phys. J. C* **80**(6), 539 (2020) <https://doi.org/10.1140/epjc/s10052-020-8114-4> [arXiv:2003.09006](https://arxiv.org/abs/2003.09006) [gr-qc]
- [47] Linder, E.V.: Exponential Gravity. *Phys. Rev. D* **80**, 123528 (2009) <https://doi.org/10.1103/PhysRevD.80.123528> [arXiv:0905.2962](https://arxiv.org/abs/0905.2962) [astro-ph.CO]
- [48] Cognola, G., Elizalde, E., Nojiri, S., Odintsov, S.D., Sebastiani, L., Zerbini, S.: A Class of viable modified $f(R)$ gravities describing inflation and the onset of accelerated expansion. *Phys. Rev. D* **77**, 046009 (2008) <https://doi.org/10.1103/PhysRevD.77.046009> [arXiv:0712.4017](https://arxiv.org/abs/0712.4017) [hep-th]
- [49] Odintsov, S.D., Sáez-Chillón Gómez, D., Sharov, G.S.: Is exponential gravity a viable description for the whole cosmological history? *Eur. Phys. J. C* **77**(12), 862 (2017) <https://doi.org/10.1140/epjc/s10052-017-5419-z> [arXiv:1709.06800](https://arxiv.org/abs/1709.06800) [gr-qc]
- [50] Odintsov, S.D., Saez-Chillon Gomez, D., Sharov, G.S.: Testing logarithmic corrections on R^2 -exponential gravity by observational data. *Phys. Rev. D* **99**(2), 024003 (2019) <https://doi.org/10.1103/PhysRevD.99.024003> [arXiv:1807.02163](https://arxiv.org/abs/1807.02163) [gr-qc]
- [51] Odintsov, S.D., Sáez-Chillón Gómez, D., Sharov, G.S.: Exponential $F(R)$ gravity with axion dark matter. *Phys. Dark Univ.* **42**, 101369 (2023) <https://doi.org/10.1016/j.dark.2023.101369> [arXiv:2310.20302](https://arxiv.org/abs/2310.20302) [gr-qc]
- [52] Foreman-Mackey, D., Hogg, D.W., Lang, D., Goodman, J.: emcee: The MCMC Hammer. *Publ. Astron. Soc. Pac.* **125**, 306–312 (2013) <https://doi.org/10.1086/670067> [arXiv:1202.3665](https://arxiv.org/abs/1202.3665) [astro-ph.IM]
- [53] Cao, S., Zhang, T.-J., Wang, X., Zhang, T.: Cosmological Constraints on the Coupling Model from Observational Hubble Parameter and Baryon Acoustic Oscillation Measurements. *Universe* **7**(3), 57 (2021) <https://doi.org/10.3390/universe7030057> [arXiv:2103.03670](https://arxiv.org/abs/2103.03670) [astro-ph.CO]
- [54] Adame, A.G., et al.: DESI 2024 VI: Cosmological Constraints from the Measurements of Baryon Acoustic Oscillations (2024) [arXiv:2404.03002](https://arxiv.org/abs/2404.03002) [astro-ph.CO]
- [55] Brout, D., *et al.*: The Pantheon+ Analysis: Cosmological Constraints. *Astrophys. J.* **938**(2), 110 (2022) <https://doi.org/10.3847/1538-4357/ac8e04> [arXiv:2202.04077](https://arxiv.org/abs/2202.04077) [astro-ph.CO]
- [56] PantheonPlusSH0ES: PantheonPlusSH0ES/datarelease (2022). <https://github.com>.

- [57] Cardone, V.F., Camera, S., Diaferio, A.: An updated analysis of two classes of $f(R)$ theories of gravity. *JCAP* **02**, 030 (2012) <https://doi.org/10.1088/1475-7516/2012/02/030> [arXiv:1201.3272](https://arxiv.org/abs/1201.3272) [astro-ph.CO]
- [58] Saridakis, E.N., Yang, W., Pan, S., Anagnostopoulos, F.K., Basilakos, S.: Observational constraints on soft dark energy and soft dark matter: Challenging Λ CDM cosmology. *Nucl. Phys. B* **986**, 116042 (2023) <https://doi.org/10.1016/j.nuclphysb.2022.116042> [arXiv:2112.08330](https://arxiv.org/abs/2112.08330) [astro-ph.CO]
- [59] Alestas, G., Kazantzidis, L., Nesseris, S.: Machine learning constraints on deviations from general relativity from the large scale structure of the Universe. *Phys. Rev. D* **106**(10), 103519 (2022) <https://doi.org/10.1103/PhysRevD.106.103519> [arXiv:2209.12799](https://arxiv.org/abs/2209.12799) [astro-ph.CO]
- [60] Mhamdi, D., Bouali, A., Dahmani, S., Errahmani, A., Ouali, T.: Cosmological constraints on $f(Q)$ gravity with redshift space distortion data. *Eur. Phys. J. C* **84**(3), 310 (2024) <https://doi.org/10.1140/epjc/s10052-024-12549-4>
- [61] Tsujikawa, S.: Matter density perturbations and effective gravitational constant in modified gravity models of dark energy. *Phys. Rev. D* **76**, 023514 (2007) <https://doi.org/10.1103/PhysRevD.76.023514> [arXiv:0705.1032](https://arxiv.org/abs/0705.1032) [astro-ph]
- [62] Tsujikawa, S., Gannouji, R., Moraes, B., Polarski, D.: The dispersion of growth of matter perturbations in $f(R)$ gravity. *Phys. Rev. D* **80**, 084044 (2009) <https://doi.org/10.1103/PhysRevD.80.084044> [arXiv:0908.2669](https://arxiv.org/abs/0908.2669) [astro-ph.CO]
- [63] Hou, J., Moradinezhad Dizgah, A., Hahn, C., Eickenberg, M., Ho, S., Lemos, P., Massara, E., Modi, C., Parker, L., Blancard, B.R.-S.: Cosmological constraints from the redshift-space galaxy skew spectra. *Phys. Rev. D* **109**(10), 103528 (2024) <https://doi.org/10.1103/PhysRevD.109.103528> [arXiv:2401.15074](https://arxiv.org/abs/2401.15074) [astro-ph.CO]
- [64] Sultana, J., Yennapureddy, M.K., Melia, F., Kazanas, D.: Constraining $f(R)$ models with cosmic chronometers and the H II galaxy Hubble diagram. *Mon. Not. Roy. Astron. Soc.* **514**(4), 5827–5839 (2022) <https://doi.org/10.1093/mnras/stac1713> [arXiv:2206.10761](https://arxiv.org/abs/2206.10761) [astro-ph.CO]
- [65] Mandal, S., Pradhan, S., Sahoo, P.K., Harko, T.: Cosmological observational constraints on the power law $f(Q)$ type modified gravity theory. *Eur. Phys. J. C* **83**(12), 1141 (2023) <https://doi.org/10.1140/epjc/s10052-023-12339-4> [arXiv:2310.00030](https://arxiv.org/abs/2310.00030) [gr-qc]
- [66] Nesseris, S., Pantazis, G., Perivolaropoulos, L.: Tension and constraints on modified gravity parametrizations of $G_{\text{eff}}(z)$ from growth rate and Planck data. *Phys. Rev. D* **96**(2), 023542 (2017) <https://doi.org/10.1103/PhysRevD.96.023542> [arXiv:1703.10538](https://arxiv.org/abs/1703.10538) [astro-ph.CO]

- [67] Nesseris, S., Garcia-Bellido, J.: Is the Jeffreys' scale a reliable tool for Bayesian model comparison in cosmology? *JCAP* **08**, 036 (2013) <https://doi.org/10.1088/1475-7516/2013/08/036> [arXiv:1210.7652](https://arxiv.org/abs/1210.7652) [astro-ph.CO]
- [68] Granda, L.N.: Modified gravity with disappearing cosmological constant. *JHEP* **12**, 205 (2021) [https://doi.org/10.1007/JHEP12\(2021\)205](https://doi.org/10.1007/JHEP12(2021)205) [arXiv:2007.13956](https://arxiv.org/abs/2007.13956) [gr-qc]
- [69] Granda, L.N.: Two-parametric $f(R)$ dark energy model and some observational constraints. *Mod. Phys. Lett. A* **37**(15), 2250089 (2022) <https://doi.org/10.1142/S0217732322500894>
- [70] Zhao, G.-B., *et al.*: Dynamical dark energy in light of the latest observations. *Nature Astron.* **1**(9), 627–632 (2017) <https://doi.org/10.1038/s41550-017-0216-z> [arXiv:1701.08165](https://arxiv.org/abs/1701.08165) [astro-ph.CO]
- [71] Escamilla, L.A., Pan, S., Di Valentino, E., Paliathanasis, A., Vázquez, J.A., Yang, W.: Oscillations in the Dark? (2024) [arXiv:2404.00181](https://arxiv.org/abs/2404.00181) [astro-ph.CO]