

Ensemble Generalization of the Perdew–Zunger Self-Interaction Correction: a Way Out of Multiple Minima and Symmetry Breaking

Sebastian Schwalbe,^{*,†,‡,¶} Wanja Timm Schulze,^{†,§} Kai Trepte,^{||} and Susi Lehtola^{*,⊥}

[†]*Contributed equally to this work*

[‡]*Center for Advanced Systems Understanding (CASUS), D-02826 Görlitz, Germany*

[¶]*Helmholtz-Zentrum Dresden-Rossendorf (HZDR), D-01328 Dresden, Germany*

[§]*Institute for Physical Chemistry, Friedrich Schiller University, D-07743 Jena, Germany*

^{||}*Taiwan Semiconductor Manufacturing Company North America, San Jose, USA*

[⊥]*Department of Chemistry, University of Helsinki, P.O. Box 55, FI-00014 Helsinki, Finland*

E-mail: s.schwalbe@hzdr.de; susi.lehtola@alumni.helsinki.fi

Abstract

The Perdew–Zunger (PZ) self-interaction correction (SIC) is an established tool to correct unphysical behavior in density functional approximations. Yet, PZ-SIC is well-known to sometimes break molecular symmetries. An example of this is the benzene molecule, for which PZ-SIC predicts a symmetry-broken electron density and molecular geometry, since the method does not describe the two possible Kekulé structures on an even footing, leading to local minima [Lehtola et al, *J. Chem. Theory Comput.* 2016, 12, 3195]. PZ-SIC is often implemented with Fermi–Löwdin orbitals (FLOs), yielding the FLO-SIC method, which likewise has issues with symmetry breaking and local minima [Trepte et al, *J. Chem. Phys.* 2021, 155, 224109].

In this work, we propose a generalization of PZ-SIC—the ensemble PZ-SIC (E-PZ-SIC) method—which shares the asymptotic computational scaling of PZ-SIC (albeit with an additional prefactor). E-PZ-SIC is straightforwardly applicable to various molecules, merely requiring one to average the self-interaction cor-

rection over all possible Kekulé structures, in line with chemical intuition. We showcase the implementation of E-PZ-SIC with FLOs, as the resulting E-FLO-SIC method is easy to realize on top of an existing implementation of FLO-SIC. We show that E-FLO-SIC indeed eliminates symmetry breaking, reproducing a symmetric electron density and molecular geometry for benzene. The ensemble approach suggested herein could also be employed within approximate or locally scaled variants of PZ-SIC and their FLO-SIC versions.

1 Introduction

Given their high predictive power and easy applicability combined with a reasonable level of computational effort, calculations within density functional theory^{1,2} (DFT) are nowadays extensively leveraged for a wide range of studies across various fields of computational chemistry, physics, and materials science,^{3–5} as is illustrated by some of our recent studies in chemical science⁶ and warm dense matter.^{7–9}

In addition to their direct use to understand the behavior of matter in various situations,

DFT calculations have also had a pivotal role in enabling the use of machine learning (ML) methods for material modeling by allowing the generation of large sets of reference data with a consistent level of accuracy.^{10,11} Such data can be used to train ML models that enable the simulation of complex systems outside the reach of direct DFT calculations at an accuracy comparable to that of the DFT calculations used to train the ML model.^{11,12}

Although DFT is exact in theory, practical implementations of DFT rely on so-called density functional approximations (DFAs), since the exact exchange-correlation functional that describes the quantum mechanical many-body interactions of electrons with each other remains unknown. Unfortunately, a variety of issues exist in presently available DFAs; any issues with a given DFA complicate computational modeling and will also be inherited by ML models trained to data computed with that DFA.

For example, recent work has shown that the numerical well-behavedness^{13–15} (or even the reproducibility!¹⁶) of DFAs has not been traditionally given adequate consideration by their developer community, even though such issues can already be observed in atomic calculations: many recent DFAs do not allow one to converge the total energy for a single atom to the complete basis set limit even with fully numerical¹⁷ methods.^{13–16,18}

Naturally, numerical ill-behavior in DFAs also leads to artifacts in observables: for instance, the spurious oscillations along nuclear displacements found by Sitkiewicz et al. in refs. 19 and 20 that lead to significant errors in harmonic and anharmonic infrared and Raman frequencies and intensities likely arise from numerical ill-behavior of the DFA that may be found already in the above-discussed types of atomic calculations. Note that any properly fit ML model would likewise reproduce such spurious oscillations; the quality of any ML model is limited by the data used to train it.

The focus of this work is another shortcoming of DFAs, which also affects several recent DFAs: self-interaction error (SIE)—the artificial interaction of electrons with themselves—has been

known for a long time and is still considered a major issue in practical DFT calculations.²¹ SIE leads to qualitatively incorrect wave functions in many kinds of systems, such as artificially unbound anions like F^- ²² and too delocalized defect states.²³

The standard way to address the SIE in practical DFT calculations is to employ hybrid functionals, which are admixtures of semi-local DFAs with exact exchange. Various hybrid functionals have been developed, ranging from global mixtures²⁴ to range-separated^{25,26} and local mixtures²⁷ of the exact exchange energy. While including exact exchange decreases SIEs, since no successful functional employs 100% exact exchange,⁵ hybrid functionals are not impervious to the SIE which thereby continues to be an issue in DFT calculations. In addition, the inclusion of exact exchange is well-known to be problematic for metallic systems, for example, motivating investigations of alternative approaches.

Perdew and Zunger²⁸ (PZ) proposed already back in 1981 a self-interaction correction (SIC) that removes the SIE estimated by the sum of DFA errors of one-electron densities that sum up to the total electron density; the SIE of one-electron systems with modern DFAs has been recently assessed in refs. 29 and 30. Although the idea of PZ-SIC is elegant, it does not always lead to improvement over the base DFA and can even lead to worse agreement with experiment.^{31,32} However, it has also been used with some resounding success: for instance, PZ-SIC correctly describes Al-dopant in α quartz³³ and molecular Rydberg states,³⁴ while uncorrected DFAs fail to achieve reliable accuracy in these applications.

PZ-SIC calculations are considerably more complicated to carry out than DFT calculations, because the orbital-by-orbital SIC breaks the usual invariances³⁵ observed in DFT, the functional now depending explicitly on the individual occupied orbitals instead of only the electron density as in the case of the Kohn–Sham functional.^{36,37} This complication has led to many flavors and approximations of PZ-SIC.

To start, the original approach of PZ-SIC by Pederson et al.³⁶ was based on real-valued or-

bitals (RSIC).^{36,38,39} The complex-valued orbital SIC (CSIC) first studied by Klüpfel et al.⁴⁰ leads to lower total energies than those obtained with real-valued orbitals;^{37,40–43} in fact, it has been shown that complex-valued orbitals are necessary to minimize the PZ-SIC functional, as real-valued orbitals are merely saddle points on the complex orbital manifold.⁴⁴ Perdew and coworkers attributed the importance of the complex orbitals to the role of noded electron densities in PZ-SIC.⁴⁵

RSIC and CSIC involve the optimization of a $N \times N$ unitary matrix⁴⁶ for N occupied orbitals for an objective function that is similar to the one used in the Edmiston–Ruedenberg⁴⁷ orbital localization method. It is then not so surprising that the optimal RSIC and CSIC orbitals turn out to be localized, as well.³⁸

A variety of orbital localization methods based on unitary optimization has been suggested in the literature for various purposes. In addition to the Edmiston–Ruedenberg⁴⁷ method already mentioned, others include Foster–Boys localization,⁴⁸ the von Niessen method,⁴⁹ fourth moment localization,⁵⁰ and Pipek–Mezey localization⁵¹ as well as its generalized variant⁵² that has recently also been extended to the generation of maximally localized Wannier functions.^{53–55} While these methods do not variationally minimize the PZ-SIC functional, any localized orbitals do yield better estimates for the value of the PZ-SIC functional than that obtained with the delocalized canonical orbitals. We note that such an approximate implementation of PZ-SIC based on localized orbitals from the selected columns of the density matrix (SCDM) orbital localization method^{56,57} has been recently described by Peralta et al..⁵⁸

On a different path, Luken and coworkers discovered a way to generate localized orbitals based on the Fermi hole.^{59,60} Given a point in three-dimensional space called a Fermi-orbital descriptor (FOD), all the electron density at that point can be associated with a localized orbital,⁵⁹ which is commonly called a Fermi orbital. Choosing N FODs for N orbitals, one then obtains a set of localized orbitals; in 1984 Luken and Culberson⁶⁰ suggested orthogonal-

izing them with the method of Löwdin⁶¹ to obtain a set of orthonormal localized orbitals, usually referred to as Fermi–Löwdin orbitals (FLOs).

These developments led to the suggestion of FLO-SIC in 2014: the orbital localization based on unitary optimization in RSIC or CSIC is replaced by the use of FLOs in FLO-SIC.^{62–65} A considerable reduction in the number of optimizable parameters is achieved in FLO-SIC. While CSIC and RSIC require the optimization of $N(N-1)$ and $N(N-1)/2$ orbital rotation angles, respectively, in FLO-SIC only $3N$ parameters need to be optimized. Although FLO-SIC therefore has considerably fewer parameters for $N \gg 1$, computing the FOD derivatives is more expensive than computing the derivatives of the unitary rotation angles in CSIC or RSIC,⁶⁶ and this step is one of the typical bottlenecks of FLO-SIC calculations.

Because of the explicit dependence on the representation of the individual occupied orbitals with significant localized character, both RSIC and CSIC have been shown to exhibit multiple electronic local minima, which often correspond to different Kekulé structures.⁴⁴ Unsurprisingly, the problem of PZ-SIC with local minima also persists in FLO-SIC, as we have recently shown in ref. 67; the tendency of FLO-SIC to converge to various local minima depending on the used initial guess has also been discussed by others for diverse systems.^{68–72}

This problem with local minima is a significant complication for practical calculations with PZ-SIC and FLO-SIC, because the solutions corresponding to the distinct local minima often exhibit severe symmetry breaking, leading to qualitatively incorrect geometries and/or large artifactual dipole moments.^{44,67} In this work, we suggest that the problem of local minima can be removed in PZ-SIC and FLO-SIC with an ensemble approach by averaging the self-interaction correction over various sets of localized orbitals, yielding the ensemble PZ-SIC (E-PZ-SIC) and E-FLO-SIC methods, respectively.

Showcasing the E-FLO-SIC method with the benzene (C_6H_6) molecule that is known to be problematic for CSIC,⁴⁴ RSIC,⁴⁴ as well as

FLO-SIC,^{67,68} we demonstrate that while FLO-SIC exhibits symmetry breaking of either the electron density or of the spin density for calculations employing FOD geometries following Lewis⁷³ and Linnett⁷⁴⁻⁷⁶ theory, respectively,⁶⁷ the E-FLO-SIC method of this work correctly reproduces a symmetric electron density and zero spin density using an ensemble of either type of electronic geometries.

To continue, the symmetry breaking of the electron density in FLO-SIC following a Lewis structure has been shown to lead to non-negligible bond length alternation in the molecule,⁶⁷ in line with earlier results for RSIC and CSIC.⁴⁴ In other words, these methods do not predict benzene to be aromatic, while FLO-SIC using a Linnett structure results in broken spin symmetry as already mentioned.⁶⁷ In contrast, we show that the E-FLO-SIC method predicts a symmetric ground state geometry for benzene without breaking spin symmetry. We also show that the proposed E-FLO-SIC method reproduces the same results whether Lewis or Linnett structures are used in the calculations and that various starting points for the optimization lead to convergence to the same minimum.

The layout of this work is as follows. Next, in section 2, we describe the theory for the proposed ensemble approach. Computational details on the implementation are given in section 3. The results of the application of the method onto the benzene molecule are discussed in section 4. The article concludes with a brief summary and discussion in section 5. Atomic units are used throughout the manuscript unless specified otherwise.

2 Theory

The Kohn–Sham² (KS) total energy E^{KS} is given by

$$E^{\text{KS}}[n_\alpha, n_\beta] = T_s[n_\alpha, n_\beta] + V_{\text{ext}}[n] + E_J[n] + E_{\text{XC}}[n_\alpha, n_\beta], \quad (1)$$

where T_s is the kinetic energy of the non-interacting system, V_{ext} is the external poten-

tial energy, E_J is the Coulomb energy, E_{XC} is the exchange-correlation energy of the employed DFA, n is the total electron density, and n_α and n_β are the electron densities for spin α and β , respectively. The PZ formalism rectifies the KS total energy estimate arising from a DFA by removing the SIE from eq. (1)

$$E^{\text{PZ}}[n_\alpha, n_\beta] = E^{\text{KS}}[n_\alpha, n_\beta] - E_{\text{SIE}}^{\text{PZ}}[n_\alpha, n_\beta]. \quad (2)$$

The SIE is estimated in the PZ approach by the orbital-by-orbital ansatz

$$E_{\text{SIE}}^{\text{PZ}}[n_\alpha, n_\beta] = \sum_{\sigma} \sum_{i=1}^{N_{\text{el}}^{\sigma}} \left(E_J[n_{i,\sigma}, 0] + E_{\text{XC}}[n_{i,\sigma}, 0] \right), \quad (3)$$

where N_{el}^{σ} is the number of electrons in spin channel σ , and $n_{i,\sigma}$ denotes the density arising from the i th spin σ orbital, which sum to the total spin σ density, $\sum_{i=1}^{N_{\text{el}}^{\sigma}} n_{i,\sigma} = n_{\sigma}$.

The issues with local minima in PZ-SIC and FLO-SIC have been identified by Lehtola et al.⁴⁴ and Trepte et al.⁶⁷ to arise in situations where more than one set of localized orbitals (FODs in FLO-SIC) yields a local minimum of the electronic energy. The issues arise because the correction in eq. (3) is made more negative when the orbital density is localized, which leads to the system adopting a single Kekulé structure, thus resulting in spontaneous symmetry breaking. Relaxing the electron density then enhances the bias towards this single Kekulé structure, increasing the amount of symmetry breaking. This symmetry breaking can result in artifactual dipole moments as well as qualitative errors in molecular geometries, such as bond length alternation in benzene.^{44,67}

To address this problem, we propose using an ensemble of electronic configurations to evaluate the SI correction, instead. In our proposed approach, instead of eq. (3), the self-interaction correction is determined using an ensemble of sets of localized orbitals, i.e. different Kekulé

structures

$$E_{\text{SIE}}^{\text{Ensemble}}[n_{\alpha}, n_{\beta}] = \sum_{\sigma} \frac{1}{N_{\text{conf}}^{\sigma}} \sum_{P=1}^{N_{\text{conf}}^{\sigma}} \sum_i^{N_{\text{el}}^{\sigma}} \left(E_{\text{J}}[n_{i,\sigma}^P, 0] + E_{\text{XC}}[n_{i,\sigma}^P, 0] \right), \quad (4)$$

where N_{conf}^{σ} is the number of configurations in the ensemble for spin σ . The total energy is then estimated in analogy to eq. (2) by employing the ensemble-averaged SIE defined by eq. (4) to correct the KS total energy of eq. (1)

$$E^{\text{Ensemble}}[n_{\alpha}, n_{\beta}] = E^{\text{KS}}[n_{\alpha}, n_{\beta}] - E_{\text{SIE}}^{\text{Ensemble}}[n_{\alpha}, n_{\beta}]. \quad (5)$$

We already observe from these results that E-PZ-SIC maintains the same asymptotic scaling as PZ-SIC with an additional prefactor of N_{conf}^{σ} for the number of necessary Kekulé structures.

Although the proposed method can also be applied in the context of RSIC and CSIC, it is remarkably simple to implement in the context of FLO-SIC, because the optimization of the electron density and the local orbitals are decoupled in FLO-SIC;⁶⁶ we therefore demonstrate the method with E-FLO-SIC calculations. This has the added benefit that the identification of the various Kekulé structures is simple, because the localization of the electrons in the various structures can be observed from the FODs.⁷⁷

We will show in section 4 that when the various configurations in the ensemble try to break the symmetry of the electron density in complementary directions, the net effect is zero symmetry breaking, while the major effects of the self-interaction correction are preserved.

Because the ansatz in eq. (4) is linear in the ensemble, the modifications to the self-consistent field (SCF) equations used to determine the optimal electron density in E-FLO-SIC are trivially obtained from known results for FLO-SIC. While in the FLO-SIC method the effective Fock matrix is given by^{65,66}

$$\mathbf{F}_{\text{FLO-SIC}}^{\sigma} = \mathbf{F}_{\text{KS}}^{\sigma} - \mathbf{F}_{\text{SIC}}^{\sigma}, \quad (6)$$

where $\mathbf{F}_{\text{KS}}^{\sigma}$ is the Kohn–Sham Fock matrix and

$\mathbf{F}_{\text{SIC}}^{\sigma}$ is its correction, in the ensemble method of this work the correction to the Fock matrix is simply given by the ensemble average of the corrections

$$\begin{aligned} \mathbf{F}_{\text{Ensemble}}^{\sigma} &= \mathbf{F}_{\text{KS}}^{\sigma} - \frac{1}{N_{\text{conf}}^{\sigma}} \left(\sum_{P=1}^{N_{\text{conf}}^{\sigma}} \mathbf{F}_{\text{SIC}}^{P,\sigma} \right) \\ &= \mathbf{F}_{\text{KS}}^{\sigma} - \mathbf{F}_{\text{SIC}}^{\text{Ensemble},\sigma}. \end{aligned} \quad (7)$$

As can be seen from the above, the proposed E-FLO-SIC method works analogously to conventional FLO-SIC; the only difference is that an ensemble-averaged self-interaction correction is employed in E-FLO-SIC. Importantly, the FOD optimizations for each member of the ensemble are independent, and can therefore be carried out in parallel for a fixed electron density. Once the FODs of all configurations have been optimized, the ensemble SIE $E_{\text{SIE}}^{\text{Ensemble}}$ and the ensemble SIC Hamiltonian $\mathbf{F}_{\text{SIC}}^{\text{Ensemble},\sigma}$ can easily be computed, and the electron density relaxed with the SCF method.

The analogous RSIC or CSIC implementation of E-PZ-SIC would be based on a set of common occupied orbitals to represent the total density, and a set of unitary matrices representing the localized orbitals in each Kekulé structure. As in E-FLO-SIC, the unitary matrix optimizations in E-PZ-SIC are independent and can be performed in parallel, while the optimization of the total density would include a correction averaged over all Kekulé structures.

3 Computational Details

For the sake of transparency and reproducibility of the results, this manuscript follows the free and open-source software (FOSS) approach,⁷⁸ and exclusively employs open-source codes to enable verification of the implemented model and results. We implemented E-FLO-SIC in PyFLOSIC2,^{66,79} which is built on top of the PySCF⁸⁰ electronic structure package; the implementation of E-FLO-SIC used in this work is freely available on GITLAB.⁸¹ Exemplifying the power of reusable software,⁸² our E-FLO-SIC implementation in PyFLOSIC2 in-

herits all the features that PYSCF offers; note that as the required interfaces to the underlying quantum chemistry program are limited, the implementation could also be interfaced with other programs featuring a PYTHON interface, such as the PSI4⁸³ or CHILLI.PY⁸⁴ programs.

Perhaps the most important feature of PYSCF for the present purposes is that any exchange-correlation functional in the LIBXC⁸⁵ library that belongs to the local density approximation (LDA), generalized-gradient approximation (GGA), or meta-GGA level of Jacob’s ladder⁸⁶ can be used in PYFLOSIC2 through PYSCF. Despite the flexible support for various DFAs, in analogy to our previous work in ref. 67, all calculations discussed in the main text are carried out with the LDA of Perdew and Wang (SPW92),^{87–89} as this level of theory is already sufficient to demonstrate symmetry breaking in FLO-SIC and the lack thereof in E-FLO-SIC.

For completeness, further calculations were performed utilizing the Perdew–Burke–Ernzerhof (PBE) GGA^{90,91} and the Tao–Perdew–Staroverov–Scuseria (TPSS) meta-GGA^{92,93} functionals to demonstrate the applicability of the proposed E-FLO-SIC method to higher levels of theory. As the results of these calculations are analogous to those obtained with the SPW92 LDA functional, the PBE and TPSS data are not discussed in the main text but are available in the Supporting Information.

PYSCF also offers a variety of Gaussian-type orbital (GTO) basis sets, supporting basis functions up to angular momentum $l = 15$ as well as effective core potentials for heavy elements;⁹⁴ these functionalities are all available in PYFLOSIC2, as well. As the symmetry breaking effects can be reproduced even in a minimal basis set, the double- ζ polarization consistent pc-1 basis set⁹⁵ was employed for all calculations for simplicity. The SCF convergence threshold was set to $10^{-8} E_h$ for the total energy, unless specified otherwise. An unpruned PYSCF grid level of 7 was used for the exchange-correlation quadrature with the multi-center scheme of Becke,⁹⁶ corresponding to a (90,974) grid for hydrogen and a (135,1202)

grid for carbon following the approach of Treutler and Ahlrichs.⁹⁷

We implemented E-FLO-SIC in a two-step SCF cycle:⁹⁸ in each inner step, the FODs for each configuration are (re)optimized for a fixed electron density, which is then updated in the outer loop based on the SIC computed with fixed values of the FODs. FOD configurations were initialized for each molecular geometry with the Monte Carlo-based method implemented in FODMC.⁷⁷ Unless specified otherwise, the FODs were self-consistently optimized in (E-)FLO-SIC calculations such that the final maximum force F_{\max} on the FODs was below $1.5 \times 10^{-4} E_h/a_0$. All calculations in this work were carried out within the spin unrestricted formalism.

3.1 Electronic Geometries

It has been previously shown that Linnett double-quartet (LDQ)^{74–76} theory yields suitable FOD configurations for describing aromatic systems like benzene (C_6H_6) in FLO-SIC—with the drawback of spin symmetry breaking.⁶⁷ As we have discussed in ref. 67, one can think of four FOD configurations guided by chemical bonding theory for the benzene molecule: two from Lewis’ theory (LT) of bonding,⁷³ and another two from LDQ theory. The two LT structures arise from the two ways to choose the single and double bonds in benzene: as illustrated by LT1 and LT2 in fig. 1, LT predicts alternating C–C single and C=C double bonds with no spin polarization. In contrast, LDQ theory employs staggered LT structures for the spin-up and spin-down channels α and β : $LDQ1 = LT1\alpha + LT2\beta$ and $LDQ2 = LT2\alpha + LT1\beta$ in fig. 1. LDQ thus achieves a constant bond order of 1.5 at the cost of breaking spin symmetry.

In addition to FLO-SIC calculations with the LT and LDQ structures, we also studied calculations based on ensembles of the FOD configurations, which we denote as $\{LT1,LT2\}$ and $\{LDQ1,LDQ2\}$. The use of the LT or LDQ configurations to form an ensemble for benzene is a special case of the general rule of combining all possible Lewis resonance structures for the

molecule in analogy to classical chemical bonding theories; the generalization to other systems is therefore obvious.

Importantly, the functional defined by eqs. (4) and (5) reduces to averaging the correction over the FOD structures of the molecule for each spin channel. When a symmetric FOD structure (like the guesses produced by FODMC) is employed, the LDQ structures are obtained by employing alternate sets of LT FODs for the two spins. In this case, the $\{\text{LT1,LT2}\}$ and $\{\text{LDQ1,LDQ2}\}$ ensembles are mathematically equivalent, as eqs. (4) and (5) will yield exactly the same ensemble solution for either case.

The FODs employed in the $\{\text{LT1,LT2}\}$ and $\{\text{LDQ1,LDQ2}\}$ ensembles can also be different, for example when the ensemble optimization is started from pre-optimized LT and LDQ geometries. However, as we demonstrate in section 4.3, even in this case the two ensembles converge to the same final energy.

3.2 Molecular Geometries

All CH bond lengths were fixed at the experimental value $d_{\text{CH}} = 1.084 \text{ \AA}$.⁹⁹ We considered symmetric molecular geometries with three CC bond lengths d_{CC} , which have been found to be minima in DFT and FLO-SIC calculations based on various FOD configurations, respectively.⁶⁷ $d_{\text{CC}} = 1.392 \text{ \AA}$, $d_{\text{CC}} = 1.377 \text{ \AA}$, and $d_{\text{CC}} = 1.362 \text{ \AA}$.

We also considered distorted geometries that feature distinct C–C and C=C bond lengths instead of a single CC bond length as in the symmetric geometries, in analogy to the work of Trepte et al..⁶⁷ Seven local distortions Δ between 0.01 \AA and 0.07 \AA were investigated in steps of 0.01 \AA for each of the three starting symmetric structures, $\Delta = 0$ being also implicitly included by the symmetric structure. The local distortions were chosen such that they elongate the three C–C bonds and shorten the three C=C bonds in LT1; the H atoms were moved accordingly. Based on our knowledge from previous studies,^{44,67} this choice to study only the non-negative half-axis for the local distortion Δ , $\Delta \geq 0$, is sufficient, since the results for $\Delta \rightarrow -\Delta$ are obtained by interchanging LT1

with LT2, and LDQ1 with LDQ2.

4 Results

As discussed in section 3, we will only discuss results obtained with the SPW92 functional in the main text. Fully analogous results were also obtained with the PBE and TPSS functionals, as can be seen in the corresponding figures and tables included in the Supporting Information.

4.1 Symmetry Breaking of Molecular Geometry

We begin with the discussion of the symmetry breaking of the molecular geometry. Our main result is shown in fig. 2 and table 1. FLO-SIC calculations with LT1 and LT2 type FODs result in symmetry breaking,⁶⁷ which is evident by the non-zero values of the symmetry breaking distortion Δ corresponding to the distinct minima for LT1 and LT2 in fig. 2. In contrast, the E-FLO-SIC ensemble solutions prefer the symmetric molecular geometry, and thus do not exhibit symmetry breaking. Although FLO-SIC calculations with LDQ1 and LDQ2 type FODs also predict a symmetric optimal geometry,⁶⁷ these calculations lead to spin symmetry breaking,⁶⁷ which is obvious from the non-zero value of $\langle \hat{\mathbf{S}}^2 \rangle$ in table 1, while E-FLO-SIC exhibits no spin symmetry breaking.

Even if the visibly higher value of the total energy in fig. 2 for the ensemble calculations over the LT or LDQ solutions may appear problematic, we note that such an effect is completely expected from the restoration of symmetries in a situation where the underlying theory prefers to break the symmetry: imposing the restriction of maintaining the correct molecular symmetry—if only by averaging over all possible electronic geometries so that any net bias zeros out—still constitutes a penalty which by necessity results in a higher value of the total energy.

Remarkably, examination of the numerical values of the energies in table 1 demonstrates that the energy gain from symmetry breaking is negligible compared to the overall effect

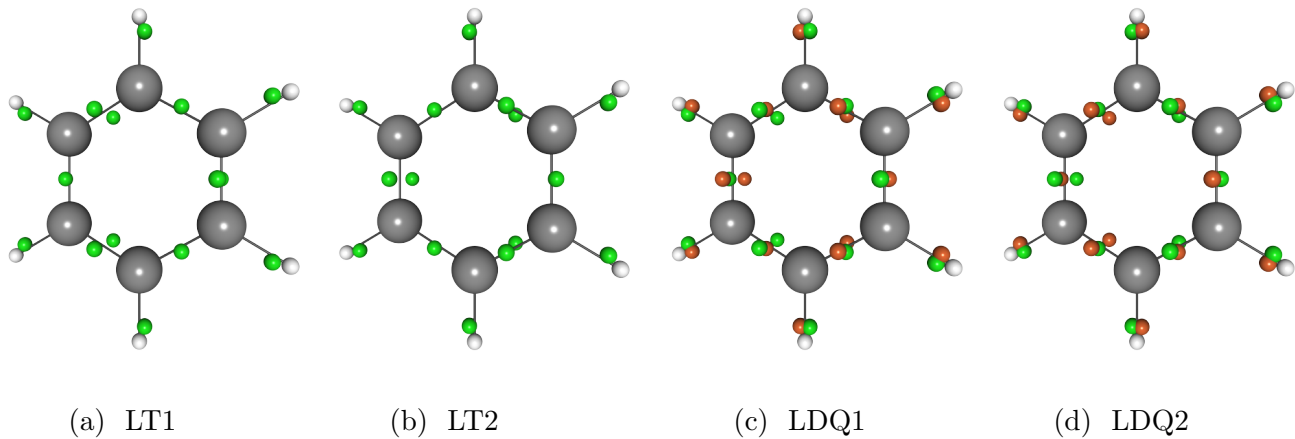


Figure 1: Optimized FOD configurations of benzene using the SPW92 LDA functional, visualized with PYFLOSIC2:GUI.^{66,79} Carbon atoms are colored in grey, hydrogens in white, and the FODs in green and red denoting spin-up and spin-down FODs. In case the FOD positions in α and β spin channels are identical, only the green FODs are visualized.

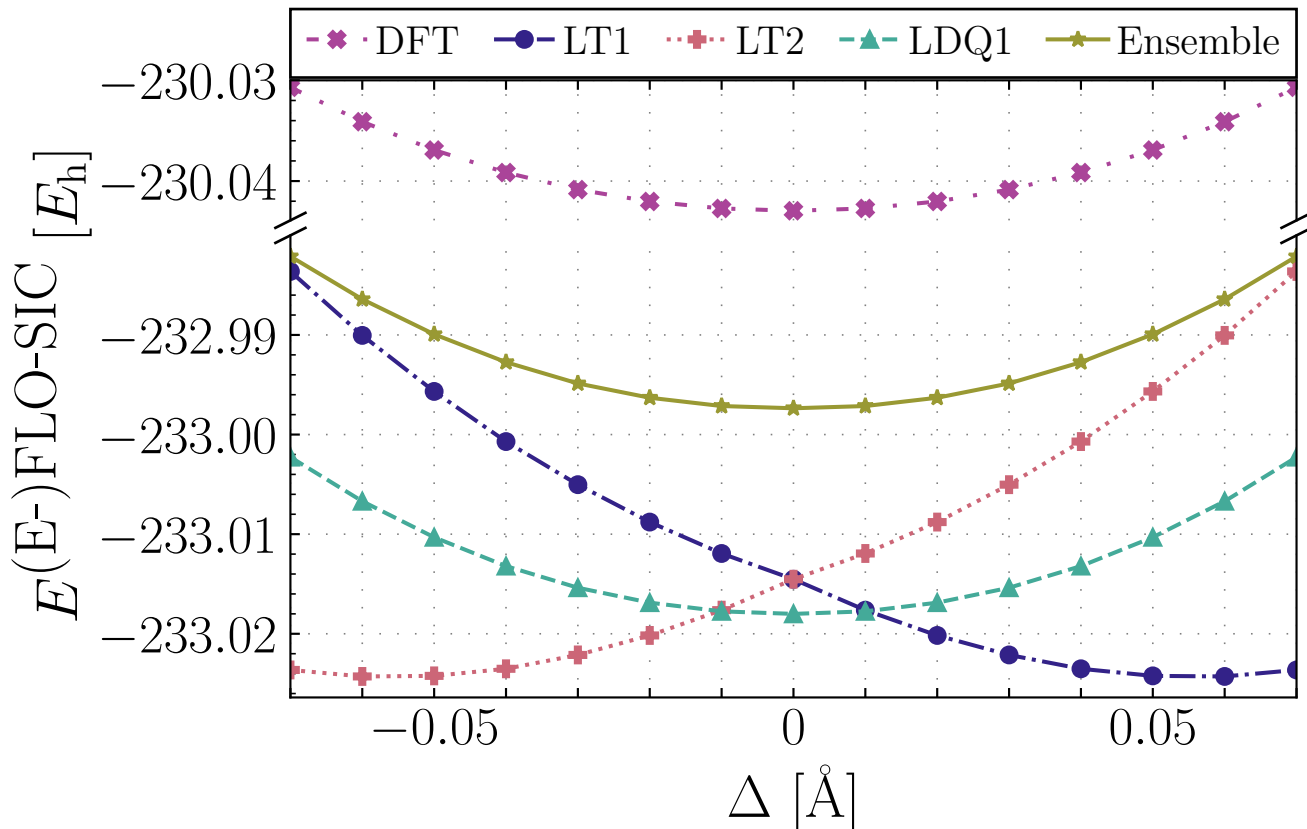


Figure 2: FLO-SIC and E-FLO-SIC total energies as a function of the local distortion Δ using the SPW92 LDA functional, visualized with MATPLOTLIB.¹⁰⁰ Data for the LDQ2 calculation is not shown, because it is indistinguishable from the shown LDQ1 data. As the $\{LT1,LT2\}$ and $\{LDQ1,LDQ2\}$ calculations were initialized from equivalent FODMC starting points (see discussion in section 3.1), their results are indistinguishable and have been marked here as “Ensemble”. In-depth details on the minima of each calculation are given in table 1.

Table 1: Properties of the optimum geometry of benzene and the corresponding wave function in FLO-SIC and E-FLO-SIC calculations with P γ FLOSIC2 using the SPW92 LDA functional. The optimal bond lengths of short and long bonds $d_{\text{CC}}^{\text{short}}$ and $d_{\text{CC}}^{\text{long}}$ coincide in the case of a symmetric optimum geometry, but differ for a symmetry-broken optimum geometry. The value of the KS total energy E^{KS} is minimized in the DFT calculation, but competes with the SIC in (E-)FLO-SIC calculations that minimize the total energy $E^{(\text{E-})\text{FLO-SIC}}$, instead. For reference, the $\langle \hat{\mathbf{S}}^2 \rangle$ value is also shown.

	$d_{\text{CC}}^{\text{short}}$ [Å]	$d_{\text{CC}}^{\text{long}}$ [Å]	E^{KS} [E_{h}]	$E^{(\text{E-})\text{FLO-SIC}}$ [E_{h}]	$\langle \hat{\mathbf{S}}^2 \rangle$
DFT	1.392	1.392	-230.042950	-	0.000
Configuration/Ensemble					
LT1/LT2	1.317	1.407	-229.993022	-233.024284	0.000
LDQ1/LDQ2	1.362	1.362	-229.998131	-233.018003	0.149
Ensemble	1.362	1.362	-230.015048	-232.997362	0.000

of the self-interaction correction for the studied SPW92 calculations: the E-FLO-SIC solutions exhibit a total energy that is almost $3 E_{\text{h}}$ lower than that of the KS-DFT calculation, while the differences observed in the total energies of E-FLO-SIC and FLO-SIC calculations are orders of magnitude smaller. Because the overall magnitude of the SIC is well known to be much more considerable for LDA than for GGA and meta-GGA functionals, which often even exhibit negative self-interaction energies for valence orbitals while for LDA orbital self-interaction energies tend to be always positive, such a remarkable separation of scales does not occur for the PBE and TPSS functionals, as can be observed from the data in the Supporting Information.

We note that FLO-SIC calculations yield the same energy for LT1 and LT2 calculations at the initial guess FODs at any symmetric geometry. Also the LDQ1 and LDQ2 structures as well as the corresponding {LT1,LT2} and {LDQ1,LDQ2} ensemble calculations show the same guess energy. With the bond length $d_{\text{CC}}^{\text{short}} = d_{\text{CC}}^{\text{long}} = 1.362 \text{ \AA}$, all of these calculations yield the initial guess energy $-232.910121 E_{\text{h}}$ with the employed FODMC initial FODs. The total energies for the calculations become dissimilar when the FODs are relaxed, the resulting total energies having been given in table 1.

4.2 Symmetry Breaking of Electron Density

We found in ref. 67 that symmetry breaking may also be observed in the electron density, and demonstrated the effect on benzene with RSIC calculations initialized with FLOs corresponding to Lewis and Linnett’s theories. The relaxed FLO-SIC electron density breaks symmetry also at the symmetric molecular geometry, leading to the large artifactual dipole moments discussed in ref. 67.

We now demonstrate that the proposed ensemble method of this work reproduces a symmetric electron density. The electron densities of benzene from the studied KS-DFT, FLO-SIC, and E-FLO-SIC calculations are shown in fig. 3. While clear symmetry breaking is observed in the contour plots of the electron density of the LT1 and LT2 calculations, the E-FLO-SIC calculations clearly reproduce an electron density that has the same symmetry as the molecule itself, like the KS-DFT electron density. We note again that even though FLO-SIC calculations based on LDQ type FODs also result in a total electron density that has the same symmetry as the molecule, these calculations result in an artifactual spin density,⁶⁷ which results in the non-zero value of $\langle \hat{\mathbf{S}}^2 \rangle$ discussed above and shown in table 1.

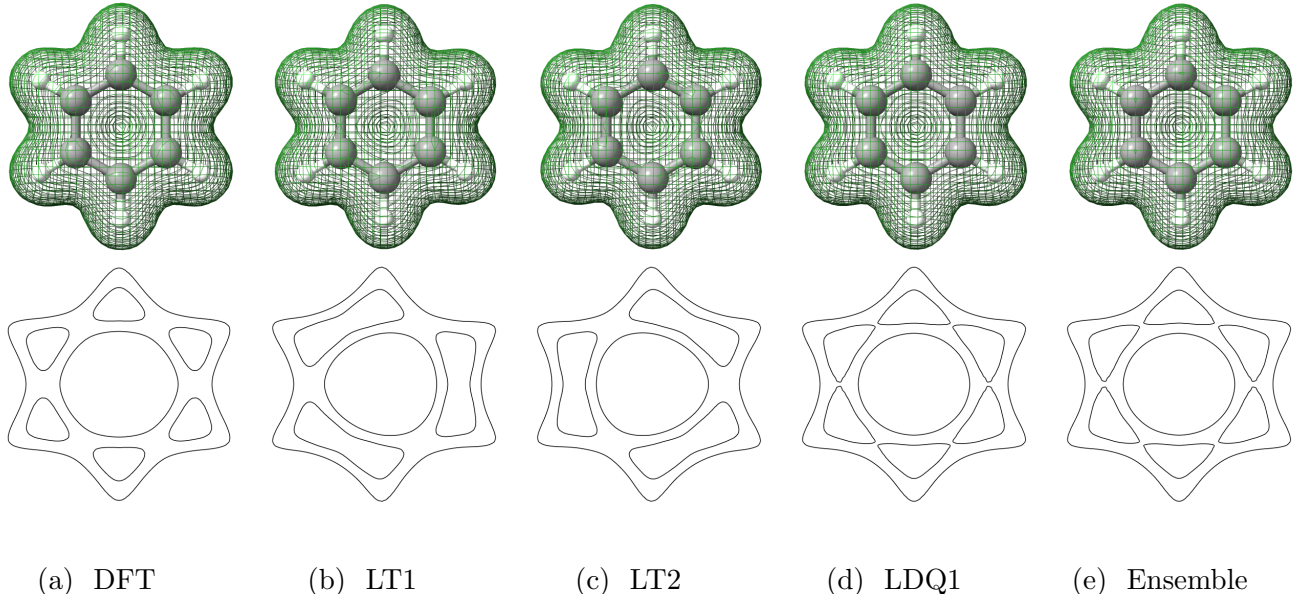


Figure 3: Wireframe plots (top) and contour plots (bottom) of the electron density of benzene from calculations using the SPW92 LDA functional, created with CHIMERAX,¹⁰¹ and PLOTLY¹⁰² and EMINUS,¹⁰³ respectively. The geometries coincide with the ones found in table 1. The isovalues of the wireframe plots have been chosen such that 95% of the density is contained within the isovalue per the algorithm proposed by Lehtola and Jónsson.⁵² The contour plots show the density 0.424 Å above the molecular plane. Only the density for LDQ1 is displayed since it is indistinguishable from the LDQ2 density.

4.3 Dependence on Initial Guess

As a final point, we show that the result of the ensemble calculation is not sensitive to the starting guess by repeating the calculations for the symmetric geometry, i.e., bond lengths $d_{CC}^{\text{short}} = d_{CC}^{\text{long}} = 1.362 \text{ \AA}$ from different FOD starting points. While the calculations discussed above in section 4.1 and table 1 were begun from FODMC FODs, for which the $\{\text{LT1,LT2}\}$ and $\{\text{LDQ1,LDQ2}\}$ ensembles coincide, now we investigate calculations for the two ensembles initialized with pre-optimized FODs for the LT1, LT2, LDQ1, and LDQ2 configurations.

For these calculations, we made the employed FOD optimization criterion 5 times smaller than in section 3: we now demand that the final maximum force F_{max} acting on the FODs is below $3 \times 10^{-5} E_h/a_0$. We also ensured a tight convergence of the gradient norm of the orbitals (PySCF parameter `conv_tol_grad`= 1×10^{-7}), even though changing the SCF convergence cri-

terion did not appear to affect the results.

Since the pre-optimized LT1, LT2, LDQ1, and LDQ2 FODs are distinct, the $\{\text{LT1,LT2}\}$ and $\{\text{LDQ1,LDQ2}\}$ ensemble calculations start off from slightly different total energies: $-232.910541 E_h$ and $-232.910520 E_h$, respectively. These values are slightly lower than the initial energy discussed in section 4.1, decreasing the PZ energy by $0.4 mE_h$ compared to that obtained with the FODMC initial guess.

Running the optimization, a significant decrease is observed in the values of the E-FLOSIC energies of the two calculations, and an excellent agreement is reached: both calculations converge to the total energy of $-232.997466 E_h$. An investigation of the corresponding log files reveals a difference of a mere $0.2 \mu E_h$ between the two calculations, which is much smaller in magnitude than the employed FOD convergence threshold. We take this as proof that the optimizations have converged to the same minimum.

The attentive reader will by now have noted that these total energies are slightly different

from the values discussed above in section 4.1: a difference of around $0.1 mE_h$ is observed from the values given in table 1. However, rerunning the calculation of table 1 with the convergence thresholds employed in this subsection leads to a total E-FLO-SIC energy of $-232.997467 E_h$. Without intermediate rounding, the total energies from different calculations agree to a precision of less than a microhartree. Thus, E-FLO-SIC calculations do appear to converge to the same ensemble solution even when starting from different FODs.

5 Summary and Discussion

We have solved a long-standing issue in the Perdew–Zunger self-interaction correction²⁸ (PZ-SIC) method: symmetry breaking caused by distinct local minima that correspond to distinct Kekulé structures for the system. Our ensemble PZ-SIC (E-PZ-SIC) method is obtained by averaging the self-interaction correction over sets of localized orbitals that correspond to the various Kekulé structures / local minima. The use of an ensemble of localized orbitals aligns perfectly with the chemical interpretation of resonance structures: a complete picture of chemistry is only obtained by including all possible structures in the calculation. The optimizations of the various electronic configurations included in the ensemble are embarrassingly parallel, and the overall cost of the method grows only linearly in the number of electronic geometries. As long as the number of necessary configurations does not explode, the method maintains the asymptotic scaling of the PZ-SIC method with system size.

We pointed out that E-PZ-SIC is straightforward to realize within the PZ-SIC approach based on Fermi–Löwdin orbitals (FLOs), FLO-SIC,⁶⁷ as only minimal changes are needed to generalize an existing FLO-SIC implementation to the ensemble FLO-SIC (E-FLO-SIC) method. We exemplified the E-FLO-SIC method with calculations with LDA, GGA, and meta-GGA functionals on the benzene molecule, which is well-known to result in sym-

metry breaking in PZ-SIC⁴⁴ and FLO-SIC.⁶⁷ We showed that E-FLO-SIC correctly produces symmetric electron densities and molecular structures with no spin polarization, while FLO-SIC predicts either symmetry-broken electron densities and molecular geometries or spin symmetry breaking, as we already showed in ref. 67. We also showed that the E-FLO-SIC method converges to the same minimum whether the employed ensemble started off symmetric or not. We are therefore confident that we have solved the issues plaguing PZ-SIC and FLO-SIC calculations of aromatic systems, for which PZ-SIC and FLO-SIC solutions often exhibit large artifactual dipole moments, for instance.⁶⁷

Further research is planned to investigate if E-PZ-SIC or E-FLO-SIC can consistently cure or at least reduce further problems of SIC, for instance, the overestimation of ionization potentials, and unsatisfactory predictions of enthalpies of formation. We hope to follow up this proof-of-concept study with more in-depth applications of E-PZ-SIC and E-FLO-SIC.

Finally, it is known that some of the shortcomings of PZ-SIC and FLO-SIC can be improved by scaling down the correction in many-electron regions.^{104–107} Because the scaled-down methods maintain a mathematical similarity to PZ-SIC and FLO-SIC, likewise relying on optimization of localized orbitals to evaluate the SIC, we expect them to have similar issues with multiple local minima, as well. However, continuing the analogy, we also expect the E-PZ-SIC / E-FLO-SIC method to generalize to those types of methods without any issues.

By the request of a reviewer, we end the discussion with a brief summary of studies related to symmetry breaking in DFT. Spin symmetry breaking of the spatial orbitals is typically used in the literature to obtain more reliable energy estimates for chemical reactions that involve breaking chemical bonds, as spin-unrestricted calculations allow many types of bonds to dissociate correctly. However, spin symmetry breaking has also been observed to help in certain cases near the equilibrium bond length. For example, Perdew et al.¹⁰⁸ recently found that breaking the spin symmetry of the spatial or-

bitals leads to improved estimates for the atomization energy of C_2 with the SCAN functional,¹⁰⁹ since unrestricted the spin is found to lead to a lower energy at the optimal internuclear distance. However, the same procedure was found to lead to poorer agreement for the PW92 and PBE functionals that overestimate the atomization energy already when the spin symmetry is not broken. The SCAN functional also predicts the Cr_2 molecule to be spin polarized, and yields a potential energy curve which is in poorer agreement with experiment than the PBE curve.^{110,111}

Extremely recent work by Maniar et al.⁷² suggests that the *net* spin on the two Cr atoms in Cr_2 can be eliminated in PW92-FLO-SIC by a symmetry broken FOD structure, with oscillations in the spin polarization integrating to close to zero. However, finding the true ground state configuration is often painstaking in FLO-SIC,⁶⁷ and we expect transition metal systems to be especially challenging. Indeed, many kinds of FOD geometries can be found for transition metal atoms like Cr,^{69,72} and it is at the moment not clear how well self-interaction corrections work for such challenging systems.

We also note that the SCAN functional also incorrectly predicts a symmetry broken ground state for graphene and benzene.^{110,111} However, SCAN is also well-known for its poor numerical behavior,^{13,112,113} and the previous studies did not report whether the regularized rSCAN¹¹² and r²SCAN¹¹³ functionals suffer from similar issues. Furthermore, we note that the optimal DFA for PZ-SIC calculations may differ from the DFA that is optimal for plain KS-DFT,^{31,114} and that improved results may be obtained by scaling down the SIC in many-electron regions globally^{104,105} or locally.¹⁰⁶ We expect that the development of various SICs will continue in the near future with studies to address the aforementioned list of issues affecting various DFAs, and remind the reader once again that the ensemble approach proposed in this work can equally well be applied to any new types of DFAs as well as globally or locally scaled-down versions of PZ-SIC.

We conclude by noting that symmetry breaking is also an issue in PZ-SIC calculations based

on approximate localized orbitals, such as in the recent implementation of Peralta et al..⁵⁸ However, our ensemble method can also be applied in such contexts, as well.

Bi et al.¹¹⁵ have recently proposed a method that unites variational optimization of the PZ-SIC functional with the von Niessen orbital localization method.⁴⁹ Bi et al.¹¹⁵ find that such a combination reduces the number of local solutions to the PZ-SIC equations. Since various orbital localization methods are all known to yield distinct sets of localized orbital solutions for systems such as the benzene molecule studied in this work, we believe that our method will also be useful in the context of methods following Bi et al..¹¹⁵

Acknowledgement This work contributes to our OpenSIC project which aims to bring new perspectives to the field of self-interaction corrections through the use of open-source software. The authors thank the Universitätsrechenzentrum of the Friedrich Schiller University Jena for computational time and support. S. S. was supported by the European Research Council (ERC) under the European Union’s Horizon 2022 research and innovation program (Grant agreement No. 101076233, “PREXTREME”) and by the Center for Advanced Systems Understanding (CASUS) which is financed by Germany’s Federal Ministry of Education and Research (BMBF) and by the Saxon state government out of the State budget approved by the Saxon State Parliament. Views and opinions expressed are however those of the authors only and do not necessarily reflect those of the European Union or the European Research Council Executive Agency. Neither the European Union nor the granting authority can be held responsible for them. Computations were performed at the Norddeutscher Verbund für Hoch- und Höchstleistungsrechnen (HLRN) under grant mvp00024. W. T. S. highly acknowledges funding by the Deutsche Forschungsgemeinschaft (DFG, German Research Foundation) - Research unit FuncHeal, project ID 455748945 - FOR 5301 (project P5). S. L. thanks the Academy of Finland for financial support under project numbers 350282 and

Supporting Information

The results utilizing the PBE GGA functional and the TPSS meta-GGA can be found in the supporting information. The employed molecular geometries and the optimized sets of FODs are available at https://gitlab.com/opensic/ensemble_supplementary.

References

- (1) Hohenberg, P.; Kohn, W. Inhomogeneous Electron Gas. *Phys. Rev.* **1964**, *136*, B864–B871, DOI: 10.1103/PhysRev.136.B864.
- (2) Kohn, W.; Sham, L. J. Self-Consistent Equations Including Exchange and Correlation Effects. *Phys. Rev.* **1965**, *140*, A1133–A1138, DOI: 10.1103/PhysRev.140.A1133.
- (3) Orio, M.; Pantazis, D. A.; Neese, F. Density functional theory. *Photo-synth. Res.* **2009**, *102*, 443–453, DOI: 10.1007/s11120-009-9404-8.
- (4) Neugebauer, J.; Hickel, T. Density functional theory in materials science. *WIREs Comput. Mol. Sci.* **2013**, *3*, 438–448, DOI: 10.1002/wcms.1125.
- (5) Mardirossian, N.; Head-Gordon, M. Thirty years of density functional theory in computational chemistry: an overview and extensive assessment of 200 density functionals. *Mol. Phys.* **2017**, *115*, 2315–2372, DOI: 10.1080/00268976.2017.1333644.
- (6) Schulze, W. T.; Schwalbe, S.; Trepte, K.; Croy, A.; Kortus, J.; Gräfe, S. Bond formation insights into the Diels–Alder reaction: A bond perception and self-interaction perspective. *J. Chem. Phys.* **2023**, *158*, 164102, DOI: 10.1063/5.0145555.
- (7) Moldabekov, Z.; Schwalbe, S.; Böhme, M. P.; Vorberger, J.; Shao, X.; Pavanello, M.; Graziani, F. R.; Dornheim, T. Bound-State Breaking and the Importance of Thermal Exchange-Correlation Effects in Warm Dense Hydrogen. *J. Chem. Theory Comput.* **2023**, *20*, 68–78, DOI: 10.1021/acs.jctc.3c00934.
- (8) Moldabekov, Z.; Gawne, T. D.; Schwalbe, S.; Preston, T. R.; Vorberger, J.; Dornheim, T. Ultrafast Heating Induced Suppression of *d*-band Dominance in the Electronic Excitation Spectrum of Cuprum. 2024.
- (9) Dornheim, T.; Schwalbe, S.; Böhme, M. P.; Moldabekov, Z. A.; Vorberger, J.; Talias, P. Ab initio path integral Monte Carlo simulations of warm dense two-component systems without fixed nodes: Structural properties. *J. Chem. Phys.* **2024**, *160*, 164111, DOI: 10.1063/5.0206787.
- (10) Schleder, G. R.; Padilha, A. C. M.; Acosta, C. M.; Costa, M.; Fazzio, A. From DFT to machine learning: recent approaches to materials science—a review. *J. Phys. Mater.* **2019**, *2*, 032001, DOI: 10.1088/2515-7639/ab084b.
- (11) Huang, B.; von Rudorff, G. F.; von Lilienfeld, O. A. The central role of density functional theory in the AI age. *Science* **2023**, *381*, 170–175, DOI: 10.1126/science.abn3445.
- (12) Fiedler, L.; Shah, K.; Bussmann, M.; Cangi, A. Deep dive into machine learning density functional theory for materials science and chemistry. *Phys. Rev. Materials* **2022**, *6*, 040301, DOI: 10.1103/physrevmaterials.6.040301.
- (13) Lehtola, S.; Marques, M. A. L. Many recent density functionals are numerically ill-behaved. *J. Chem. Phys.* **2022**, *157*, 174114, DOI: 10.1063/5.0121187.

- (14) Lehtola, S. Atomic Electronic Structure Calculations with Hermite Interpolating Polynomials. *J. Phys. Chem. A* **2023**, *127*, 4180–4193, DOI: 10.1021/acs.jpca.3c00729.
- (15) Lehtola, S. Meta-GGA Density Functional Calculations on Atoms with Spherically Symmetric Densities in the Finite Element Formalism. *J. Chem. Theory Comput.* **2023**, *19*, 2502–2517, DOI: 10.1021/acs.jctc.3c00183.
- (16) Lehtola, S.; Marques, M. A. L. Reproducibility of density functional approximations: How new functionals should be reported. *J. Chem. Phys.* **2023**, *159*, 114116, DOI: 10.1063/5.0167763.
- (17) Lehtola, S. A review on non-relativistic, fully numerical electronic structure calculations on atoms and diatomic molecules. *Int. J. Quantum Chem.* **2019**, *119*, e25968, DOI: 10.1002/qua.25968.
- (18) Bjørgve, M.; Tantardini, C.; Jensen, S. R.; Gerez S., G. A.; Wind, P.; Di Remigio Eikås, R.; Dinvay, E.; Frediani, L. VAMPyR—a high-level Python library for mathematical operations in a multiwavelet representation. *J. Chem. Phys.* **2024**, *160*, 162502, DOI: 10.1063/5.0203401.
- (19) Sitkiewicz, S. P.; Zaleśny, R.; Ramos-Cordoba, E.; Luis, J. M.; Matito, E. How Reliable Are Modern Density Functional Approximations to Simulate Vibrational Spectroscopies? *J. Phys. Chem. Lett.* **2022**, *13*, 5963–5968, DOI: 10.1021/acs.jpclett.2c01278.
- (20) Sitkiewicz, S. P.; Ferradás, R. R.; Ramos-Cordoba, E.; Zaleśny, R.; Matito, E.; Luis, J. M. Spurious Oscillations Caused by Density Functional Approximations: Who is to Blame? Exchange or Correlation? *J. Chem. Theory Comput.* **2024**, *20*, 3144–3153, DOI: 10.1021/acs.jctc.3c01339.
- (21) Bao, J. L.; Gagliardi, L.; Truhlar, D. G. Self-Interaction Error in Density Functional Theory: An Appraisal. *J. Phys. Chem. Lett.* **2018**, *9*, 2353–2358, DOI: 10.1021/acs.jpclett.8b00242.
- (22) Galbraith, J. M.; Schaefer, H. F. Concerning the applicability of density functional methods to atomic and molecular negative ions. *J. Chem. Phys.* **1996**, *105*, 862–864, DOI: 10.1063/1.471933.
- (23) Pacchioni, G. Modeling doped and defective oxides in catalysis with density functional theory methods: Room for improvements. *J. Chem. Phys.* **2008**, *128*, 182505, DOI: 10.1063/1.2819245.
- (24) Becke, A. D. Density-functional thermochemistry. III. The role of exact exchange. *J. Chem. Phys.* **1993**, *98*, 5648–5652, DOI: 10.1063/1.464913.
- (25) Gill, P. M. W.; Adamson, R. D.; Pople, J. A. Coulomb-attenuated exchange energy density functionals. *Mol. Phys.* **1996**, *88*, 1005–1009, DOI: 10.1080/00268979609484488.
- (26) Leininger, T.; Stoll, H.; Werner, H.-J.; Savin, A. Combining long-range configuration interaction with short-range density functionals. *Chem. Phys. Lett.* **1997**, *275*, 151–160, DOI: 10.1016/S0009-2614(97)00758-6.
- (27) Jaramillo, J.; Scuseria, G. E.; Ernzerhof, M. Local hybrid functionals. *J. Chem. Phys.* **2003**, *118*, 1068–1073, DOI: 10.1063/1.1528936.
- (28) Perdew, J. P.; Zunger, A. Self-interaction correction to density-functional approximations for many-electron systems. *Phys. Rev. B* **1981**, *23*, 5048–5079, DOI: 10.1103/PhysRevB.23.5048.
- (29) Schwalbe, S.; Trepte, K.; Lehtola, S. How good are recent density functionals for ground and excited states of one-electron systems? *J. Chem. Phys.* **2022**, *157*, 174113, DOI: 10.1063/5.0120515.

- (30) Lonsdale, D. R.; Goerigk, L. One-electron self-interaction error and its relationship to geometry and higher orbital occupation. *J. Chem. Phys.* **2023**, *158*, 044102, DOI: 10.1063/5.0129820.
- (31) Jónsson, E. Ö.; Lehtola, S.; Jónsson, H. Towards an Optimal Gradient-dependent Energy Functional of the PZ-SIC Form. *Procedia Comput. Sci.* **2015**, *51*, 1858–1864, DOI: 10.1016/j.procs.2015.05.417.
- (32) Perdew, J. P.; Ruzsinszky, A.; Sun, J.; Pederson, M. R. *Adv. Atom. Mol. Opt. Phys.*, 1st ed.; Elsevier Inc., 2015; Vol. 64; pp 1–14, DOI: 10.1016/bs.aamop.2015.06.004.
- (33) Gudmundsdóttir, H.; Jónsson, E. Ö.; Jónsson, H. Calculations of Al dopant in α -quartz using a variational implementation of the Perdew–Zunger self-interaction correction. *New J. Phys.* **2015**, *17*, 083006, DOI: 10.1088/1367-2630/17/8/083006.
- (34) Sigurdarson, A. E.; Schmerwitz, Y. L. A.; Tveiten, D. K. V.; Levi, G.; Jónsson, H. Orbital-optimized density functional calculations of molecular Rydberg excited states with real space grid representation and self-interaction correction. *J. Chem. Phys.* **2023**, *159*, 214109, DOI: 10.1063/5.0179271.
- (35) Lehtola, S.; Blockhuys, F.; Van Alsenoy, C. An Overview of Self-Consistent Field Calculations Within Finite Basis Sets. *Molecules* **2020**, *25*, 1218, DOI: 10.3390/molecules25051218.
- (36) Pederson, M. R.; Heaton, R. A.; Lin, C. C. Local-density Hartree–Fock theory of electronic states of molecules with self-interaction correction. *J. Chem. Phys.* **1984**, *80*, 1972, DOI: 10.1063/1.446959.
- (37) Lehtola, S.; Jónsson, H. Variational, Self-Consistent Implementation of the Perdew–Zunger Self-Interaction Correction with Complex Optimal Orbitals. *J. Chem. Theory Comput.* **2014**, *10*, 5324–5337, DOI: 10.1021/ct500637x.
- (38) Pederson, M. R.; Heaton, R. A.; Lin, C. C. Density-functional theory with self-interaction correction: Application to the lithium molecule. *J. Chem. Phys.* **1985**, *82*, 2688, DOI: 10.1063/1.448266.
- (39) Pederson, M. R. *Orbital Dependent Improvements of the Density Functional Formalism with Applications to Atoms, Molecules and Crystalline Silicon*; University of Wisconsin–Madison, 1986.
- (40) Klüpfel, S.; Klüpfel, P.; Jónsson, H. Importance of complex orbitals in calculating the self-interaction-corrected ground state of atoms. *Phys. Rev. A* **2011**, *84*, 050501, DOI: 10.1103/PhysRevA.84.050501.
- (41) Klüpfel, S.; Klüpfel, P.; Jónsson, H. The effect of the Perdew–Zunger self-interaction correction to density functionals on the energetics of small molecules. *J. Chem. Phys.* **2012**, *137*, 124102, DOI: 10.1063/1.4752229.
- (42) Lehtola, S.; Jónsson, H. Correction to Variational, Self-Consistent Implementation of the Perdew–Zunger Self-Interaction Correction with Complex Optimal Orbitals. *J. Chem. Theory Comput.* **2015**, *11*, 5052–5053, DOI: 10.1021/acs.jctc.5b00806.
- (43) Lehtola, S.; Jónsson, H. Correction to Variational, Self-Consistent Implementation of the Perdew–Zunger Self-Interaction Correction with Complex Optimal Orbitals. *J. Chem. Theory Comput.* **2015**, *11*, 839–839, DOI: 10.1021/acs.jctc.5b00039.
- (44) Lehtola, S.; Head-Gordon, M.; Jónsson, H. Complex Orbitals, Multiple

- Local Minima, and Symmetry Breaking in Perdew–Zunger Self-Interaction Corrected Density Functional Theory Calculations. *J. Chem. Theory Comput.* **2016**, *12*, 3195–3207, DOI: 10.1021/acs.jctc.6b00347.
- (45) Shahi, C.; Bhattarai, P.; Wagle, K.; Santra, B.; Schwalbe, S.; Hahn, T.; Kortus, J.; Jackson, K. A.; Peralta, J. E.; Trepte, K.; Lehtola, S.; Nepal, N. K.; Myneni, H.; Neupane, B.; Adhikari, S.; Ruzsinszky, A.; Yamamoto, Y.; Baruah, T.; Zope, R. R.; Perdew, J. P. Stretched or noded orbital densities and self-interaction correction in density functional theory. *J. Chem. Phys.* **2019**, *150*, 174102, DOI: 10.1063/1.5087065.
- (46) Lehtola, S.; Jónsson, H. Unitary Optimization of Localized Molecular Orbitals. *J. Chem. Theory Comput.* **2013**, *9*, 5365–5372, DOI: 10.1021/ct400793q.
- (47) Edmiston, C.; Ruedenberg, K. Localized Atomic and Molecular Orbitals. *Rev. Mod. Phys.* **1963**, *35*, 457–464, DOI: 10.1103/RevModPhys.35.457.
- (48) Foster, J.; Boys, S. Canonical Configurational Interaction Procedure. *Rev. Mod. Phys.* **1960**, *32*, 300–302, DOI: 10.1103/RevModPhys.32.300.
- (49) von Niessen, W. Density Localization of Atomic and Molecular Orbitals. I. *J. Chem. Phys.* **1972**, *56*, 4290, DOI: 10.1063/1.1677859.
- (50) Høyvik, I.-M.; Jansik, B.; Jørgensen, P. Orbital localization using fourth central moment minimization. *J. Chem. Phys.* **2012**, *137*, 224114, DOI: 10.1063/1.4769866.
- (51) Pipek, J.; Mezey, P. G. A fast intrinsic localization procedure applicable for ab initio and semiempirical linear combination of atomic orbital wave functions. *J. Chem. Phys.* **1989**, *90*, 4916, DOI: 10.1063/1.456588.
- (52) Lehtola, S.; Jónsson, H. Pipek–Mezey Orbital Localization Using Various Partial Charge Estimates. *J. Chem. Theory Comput.* **2014**, *10*, 642–649, DOI: 10.1021/ct401016x.
- (53) Jónsson, E. Ö.; Lehtola, S.; Puska, M.; Jónsson, H. Theory and Applications of Generalized Pipek–Mezey Wannier Functions. *J. Chem. Theory Comput.* **2017**, *13*, 460–474, DOI: 10.1021/acs.jctc.6b00809.
- (54) Clement, M. C.; Wang, X.; Valeev, E. F. Robust Pipek–Mezey Orbital Localization in Periodic Solids. *J. Chem. Theory Comput.* **2021**, *17*, 7406–7415, DOI: 10.1021/acs.jctc.1c00238.
- (55) Schreder, L.; Lubner, S. Propagated (fragment) Pipek–Mezey Wannier functions in real-time time-dependent density functional theory. *J. Chem. Phys.* **2024**, *160*, 214117, DOI: 10.1063/5.0203442.
- (56) Damle, A.; Lin, L.; Ying, L. Compressed Representation of Kohn–Sham Orbitals via Selected Columns of the Density Matrix. *J. Chem. Theory Comput.* **2015**, *11*, 1463–1469, DOI: 10.1021/ct500985f.
- (57) Fuemmeler, E. G.; Damle, A.; DiStasio, R. A. Selected Columns of the Density Matrix in an Atomic Orbital Basis I: An Intrinsic and Non-iterative Orbital Localization Scheme for the Occupied Space. *J. Chem. Theory Comput.* **2023**, *19*, 8572–8586, DOI: 10.1021/acs.jctc.1c00801.
- (58) Peralta, J. E.; Barone, V.; Melo, J. I.; Alcoba, D. R.; Massaccesi, G. E.; Lain, L.; Torre, A.; Oña, O. B. DOCSIC: A Mean-Field Method for Orbital-by-Orbital Self-Interaction Correction. *J. Phys. Chem. A* **2024**, DOI: 10.1021/acs.jpca.4c02801.
- (59) Luken, W. L.; Beratan, D. N. Localized orbitals and the Fermi hole. *Theor. Chim. Acta* **1982**, *61*, 265–281, DOI: 10.1007/BF00550971.

- (60) Luken, W. L.; Culberson, J. C. Localized orbitals based on the Fermi hole. *Theor. Chim. Acta* **1984**, *66*, 279–293, DOI: 10.1007/BF00554785.
- (61) Löwdin, P.-O. On the Non-Orthogonality Problem Connected with the Use of Atomic Wave Functions in the Theory of Molecules and Crystals. *J. Chem. Phys.* **1950**, *18*, 365, DOI: 10.1063/1.1747632.
- (62) Pederson, M. R.; Ruzsinszky, A.; Perdew, J. P. Communication: Self-interaction correction with unitary invariance in density functional theory. *J. Chem. Phys.* **2014**, *140*, 121103, DOI: 10.1063/1.4869581.
- (63) Pederson, M. R. Fermi orbital derivatives in self-interaction corrected density functional theory: Applications to closed shell atoms. *J. Chem. Phys.* **2015**, *142*, 064112, DOI: 10.1063/1.4907592.
- (64) Pederson, M. R.; Baruah, T. *Adv. Atom. Mol. Opt. Phys.*, 1st ed.; Elsevier Inc., 2015; pp 153–180, DOI: 10.1016/bs.aamop.2015.06.005.
- (65) Yang, Z.-h.; Pederson, M. R.; Perdew, J. P. Full self-consistency in the Fermi-orbital self-interaction correction. *Phys. Rev. A* **2017**, *95*, 052505, DOI: 10.1103/PhysRevA.95.052505.
- (66) Schwalbe, S.; Fiedler, L.; Kraus, J.; Kortus, J.; Trepte, K.; Lehtola, S. PYFLOSIC: Python-based Fermi–Löwdin orbital self-interaction correction. *J. Chem. Phys.* **2020**, *153*, 084104, DOI: 10.1063/5.0012519.
- (67) Trepte, K.; Schwalbe, S.; Liebing, S.; Schulze, W. T.; Kortus, J.; Myneni, H.; Ivanov, A. V.; Lehtola, S. Chemical bonding theories as guides for self-interaction corrected solutions: Multiple local minima and symmetry breaking. *J. Chem. Phys.* **2021**, *155*, 224109, DOI: 10.1063/5.0071796.
- (68) Hahn, T.; Schwalbe, S.; Kortus, J.; Pederson, M. R. Symmetry Breaking within Fermi–Löwdin Orbital Self-Interaction Corrected Density Functional Theory. *J. Chem. Theory Comput.* **2017**, *13*, 5823–5828, DOI: 10.1021/acs.jctc.7b00604.
- (69) Kao, D.-y.; Withanage, K.; Hahn, T.; Batool, J.; Kortus, J.; Jackson, K. Self-consistent self-interaction corrected density functional theory calculations for atoms using Fermi–Löwdin orbitals: Optimized Fermi-orbital descriptors for Li–Kr. *J. Chem. Phys.* **2017**, *147*, 164107, DOI: 10.1063/1.4996498.
- (70) Pederson, M. R.; Johnson, A. I.; Withanage, K. P. K.; Dolma, S.; Flores, G. B.; Hooshmand, Z.; Khandal, K.; Lasode, P. O.; Baruah, T.; Jackson, K. A. Downward quantum learning from element 118: Automated generation of Fermi–Löwdin orbitals for all atoms. *J. Chem. Phys.* **2023**, *158*, 084101, DOI: 10.1063/5.0135089.
- (71) Hooshmand, Z.; Bravo Flores, J. G.; Pederson, M. R. Orbital dependent complications for close vs well-separated electrons in diradicals. *J. Chem. Phys.* **2023**, *159*, 234121, DOI: 10.1063/5.0174061.
- (72) Maniar, R.; Withanage, K. P. K.; Shahi, C.; Kaplan, A. D.; Perdew, J. P.; Pederson, M. R. Symmetry breaking and self-interaction correction in the chromium atom and dimer. *J. Chem. Phys.* **2024**, *160*, 144301, DOI: 10.1063/5.0180863.
- (73) Lewis, G. N. The atom and the molecule. *J. Am. Chem. Soc.* **1916**, *38*, 762–785, DOI: 10.1021/ja02261a002.
- (74) Linnett, J. W. Valence-Bond Structures: A New Proposal. *Nature* **1960**, *187*, 859–861, DOI: 10.1038/187859a0.
- (75) Linnett, J. W. A modification of the Lewis–Langmuir octet rule. *J. Am.*

- Chem. Soc.* **1961**, *83*, 2643–2653, DOI: 10.1021/ja01473a011.
- (76) Luder, W. F. Electronic structure of molecules (Linnett, J. W.). *J. Chem. Educ.* **1966**, *43*, 55, DOI: 10.1021/ed043p55.5.
- (77) Schwalbe, S.; Trepte, K.; Fiedler, L.; Johnson, A. I.; Kraus, J.; Hahn, T.; Peralta, J. E.; Jackson, K. A.; Kortus, J. Interpretation and Automatic Generation of Fermi-Orbital Descriptors. *J. Comput. Chem.* **2019**, *40*, 2843–2857, DOI: 10.1002/jcc.26062.
- (78) Lehtola, S.; Karttunen, A. J. Free and open source software for computational chemistry education. *WIREs Comput. Mol. Sci.* **2022**, *12*, e1610, DOI: 10.1002/wcms.1610.
- (79) Liebing, S.; Trepte, K.; Schwalbe, S. *Springer Proceedings in Physics*; Springer International Publishing, 2022; pp 167–186, DOI: 10.1007/978-3-031-11287-4_14.
- (80) Sun, Q.; Zhang, X.; Banerjee, S.; Bao, P.; Barbry, M.; Blunt, N. S.; Bogdanov, N. A.; Booth, G. H.; Chen, J.; Cui, Z.-H.; Eriksen, J. J.; Gao, Y.; Guo, S.; Hermann, J.; Hermes, M. R.; Koh, K.; Koval, P.; Lehtola, S.; Li, Z.; Liu, J.; Mardirossian, N.; McClain, J. D.; Motta, M.; Mussard, B.; Pham, H. Q.; Pulkin, A.; Purwanto, W.; Robinson, P. J.; Ronca, E.; Sayfutyarova, E. R.; Scheurer, M.; Schurkus, H. F.; Smith, J. E. T.; Sun, C.; Sun, S.-N.; Upadhyay, S.; Wagner, L. K.; Wang, X.; White, A.; Whitfield, J. D.; Williamson, M. J.; Wouters, S.; Yang, J.; Yu, J. M.; Zhu, T.; Berkelbach, T. C.; Sharma, S.; Sokolov, A. Y.; Chan, G. K.-L. Recent developments in the PYSCF program package. *J. Chem. Phys.* **2020**, *153*, 024109, DOI: 10.1063/5.0006074.
- (81) PYFLOSIC2 containing the employed E-FLO-SIC implementation is available at <https://gitlab.com/opensic/pyflosic2> (accessed 2024-04-17).
- (82) Lehtola, S. A call to arms: Making the case for more reusable libraries. *J. Chem. Phys.* **2023**, *159*, 180901, DOI: 10.1063/5.0175165.
- (83) Smith, D. G. A.; Burns, L. A.; Simmonett, A. C.; Parrish, R. M.; Schieber, M. C.; Galvelis, R.; Kraus, P.; Kruse, H.; Di Remigio, R.; Alenaizan, A.; James, A. M.; Lehtola, S.; Misiewicz, J. P.; Scheurer, M.; Shaw, R. A.; Schriber, J. B.; Xie, Y.; Glick, Z. L.; Sirianni, D. A.; O’Brien, J. S.; Waldrop, J. M.; Kumar, A.; Hohenstein, E. G.; Pritchard, B. P.; Brooks, B. R.; Schaefer, H. F.; Sokolov, A. Y.; Patkowski, K.; DePrince, A. E.; Bozkaya, U.; King, R. A.; Evangelista, F. A.; Turney, J. M.; Crawford, T. D.; Sherrill, C. D. Psi4 1.4: Open-source software for high-throughput quantum chemistry. *J. Chem. Phys.* **2020**, *152*, 184108, DOI: 10.1063/5.0006002.
- (84) Schwalbe, S.; Trepte, K.; Schulze, W. T. chilli.py [chilli_py]. 2023; <https://doi.org/10.5281/zenodo.7576628> (accessed 2024-05-28).
- (85) Lehtola, S.; Steigemann, C.; Oliveira, M. J. T.; Marques, M. A. L. Recent developments in LIBXC—a comprehensive library of functionals for density functional theory. *SoftwareX* **2018**, *7*, 1–5, DOI: 10.1016/j.softx.2017.11.002.
- (86) Perdew, J. P.; Schmidt, K. Jacob’s ladder of density functional approximations for the exchange-correlation energy. *AIP Conf. Proc.* **2001**, *577*, 1–20, DOI: 10.1063/1.1390175.
- (87) Bloch, F. Bemerkung zur Elektronentheorie des Ferromagnetismus und der elektrischen Leitfähigkeit. *Z. Phys.* **1929**, *57*, 545–555, DOI: 10.1007/BF01340281.

- (88) Dirac, P. A. M. Note on Exchange Phenomena in the Thomas Atom. *Math. Proc. Cambridge Philos. Soc.* **1930**, *26*, 376–385, DOI: 10.1017/S0305004100016108.
- (89) Perdew, J. P.; Wang, Y. Accurate and simple analytic representation of the electron-gas correlation energy. *Phys. Rev. B* **1992**, *45*, 13244–13249, DOI: 10.1103/PhysRevB.45.13244.
- (90) Perdew, J. P.; Burke, K.; Ernzerhof, M. Generalized Gradient Approximation Made Simple. *Phys. Rev. Lett.* **1996**, *77*, 3865–3868, DOI: 10.1103/PhysRevLett.77.3865.
- (91) Perdew, J. P.; Burke, K.; Ernzerhof, M. Generalized Gradient Approximation Made Simple [Phys. Rev. Lett. 77, 3865 (1996)]. *Phys. Rev. Lett.* **1997**, *78*, 1396–1396, DOI: 10.1103/PhysRevLett.78.1396.
- (92) Tao, J.; Perdew, J. P.; Staroverov, V. N.; Scuseria, G. E. Climbing the Density Functional Ladder: Nonempirical Meta-Generalized Gradient Approximation Designed for Molecules and Solids. *Phys. Rev. Lett.* **2003**, *91*, 146401, DOI: 10.1103/PhysRevLett.91.146401.
- (93) Perdew, J. P.; Tao, J.; Staroverov, V. N.; Scuseria, G. E. Meta-generalized gradient approximation: Explanation of a realistic nonempirical density functional. *J. Chem. Phys.* **2004**, *120*, 6898–6911, DOI: 10.1063/1.1665298.
- (94) Sun, Q. The updates in Libcint 6: More integrals, API refinements, and SIMD optimization techniques. *J. Chem. Phys.* **2024**, *160*, 174116, DOI: 10.1063/5.0200293.
- (95) Jensen, F. Polarization consistent basis sets: Principles. *J. Chem. Phys.* **2001**, *115*, 9113–9125, DOI: 10.1063/1.1413524.
- (96) Becke, A. D. A multicenter numerical integration scheme for polyatomic molecules. *J. Chem. Phys.* **1988**, *88*, 2547–2553, DOI: 10.1063/1.454033.
- (97) Treutler, O.; Ahlrichs, R. Efficient molecular numerical integration schemes. *J. Chem. Phys.* **1995**, *102*, 346, DOI: 10.1063/1.469408.
- (98) Karanovich, A.; Yamamoto, Y.; Jackson, K. A.; Park, K. Electronic structure of mononuclear Cu-based molecule from density-functional theory with self-interaction correction. *J. Chem. Phys.* **2021**, *155*, 014106, DOI: 10.1063/5.0054439.
- (99) Johnson, R. D. Computational Chemistry Comparison and Benchmark Database, NIST Standard Reference Database 101. 2022.
- (100) Hunter, J. D. Matplotlib: A 2D Graphics Environment. *Comput. Sci. Eng.* **2007**, *9*, 90–95, DOI: 10.1109/mcse.2007.55.
- (101) Pettersen, E. F.; Goddard, T. D.; Huang, C. C.; Meng, E. C.; Couch, G. S.; Croll, T. I.; Morris, J. H.; Ferrin, T. E. UCSF ChimeraX: Structure visualization for researchers, educators, and developers. *Protein Sci.* **2020**, *30*, 70–82, DOI: 10.1002/pro.3943.
- (102) Plotly Technologies Inc. Collaborative data science. 2015; <https://plotly.com> (accessed 2024-04-17).
- (103) Schulze, W. T.; Treppe, K.; Schwalbe, S. *eminus*. 2024; <https://wangenau.gitlab.io/eminus> (accessed 2024-04-17).
- (104) Vydrov, O. A.; Scuseria, G. E.; Perdew, J. P.; Ruzsinszky, A.; Csonka, G. I. Scaling down the Perdew-Zunger self-interaction correction in many-electron regions. *J. Chem. Phys.* **2006**, *124*, 094108, DOI: 10.1063/1.2176608.

- (105) Vydrov, O. A.; Scuseria, G. E. A simple method to selectively scale down the self-interaction correction. *J. Chem. Phys.* **2006**, *124*, 191101, DOI: 10.1063/1.2204599.
- (106) Zope, R. R.; Yamamoto, Y.; Diaz, C. M.; Baruah, T.; Peralta, J. E.; Jackson, K. A.; Santra, B.; Perdew, J. P. A step in the direction of resolving the paradox of Perdew–Zunger self-interaction correction. *J. Chem. Phys.* **2019**, *151*, 214108, DOI: 10.1063/1.5129533.
- (107) Bhattarai, P.; Wagle, K.; Shahi, C.; Yamamoto, Y.; Romero, S.; Santra, B.; Zope, R. R.; Peralta, J. E.; Jackson, K. A.; Perdew, J. P. A step in the direction of resolving the paradox of Perdew–Zunger self-interaction correction. II. Gauge consistency of the energy density at three levels of approximation. *J. Chem. Phys.* **2020**, *152*, 214109–214109, DOI: 10.1063/5.0010375.
- (108) Perdew, J. P.; ur Rahman Chowdhury, S. T.; Shahi, C.; Kaplan, A. D.; Song, D.; Bylaska, E. J. Symmetry Breaking with the SCAN Density Functional Describes Strong Correlation in the Singlet Carbon Dimer. *J. Phys. Chem. A* **2023**, *127*, 384–389, DOI: 10.1021/acs.jpca.2c07590.
- (109) Sun, J.; Ruzsinszky, A.; Perdew, J. P. Strongly Constrained and Appropriately Normed Semilocal Density Functional. *Phys. Rev. Lett.* **2015**, *115*, 036402, DOI: 10.1103/PhysRevLett.115.036402.
- (110) Zhang, Y.; Zhang, W.; Singh, D. J. Localization in the SCAN meta-generalized gradient approximation functional leading to broken symmetry ground states for graphene and benzene. *Phys. Chem. Chem. Phys.* **2020**, *22*, 19585–19591, DOI: 10.1039/d0cp03567j.
- (111) Zhang, Y.; Zhang, W.; Singh, D. J. Correction: Localization in the SCAN meta-generalized gradient approximation functional leading to broken symmetry ground states for graphene and benzene. *Phys. Chem. Chem. Phys.* **2020**, *22*, 24813–24813, DOI: 10.1039/d0cp90239j.
- (112) Bartók, A. P.; Yates, J. R. Regularized SCAN functional. *J. Chem. Phys.* **2019**, *150*, 161101, DOI: 10.1063/1.5094646.
- (113) Furness, J. W.; Kaplan, A. D.; Ning, J.; Perdew, J. P.; Sun, J. Accurate and Numerically Efficient r²SCAN Meta-Generalized Gradient Approximation. *J. Phys. Chem. Lett.* **2020**, *11*, 8208–8215, DOI: 10.1021/acs.jpcllett.0c02405.
- (114) Lehtola, S.; Jónsson, E. Ö.; Jónsson, H. Effect of Complex-Valued Optimal Orbitals on Atomization Energies with the Perdew–Zunger Self-Interaction Correction to Density Functional Theory. *J. Chem. Theory Comput.* **2016**, *12*, 4296–4302, DOI: 10.1021/acs.jctc.6b00622.
- (115) Bi, S.; Carbogno, C.; Zhang, I. Y.; Scheffler, M. Self-interaction corrected SCAN functional for molecules and solids in the numeric atom-center orbital framework. *J. Chem. Phys.* **2024**, *160*, 034106, DOI: 10.1063/5.0178075.

TOC Graphic

