

Modeling the dynamics of the Hepatitis B virus via a variable-order discrete system

Meriem Boukhobza^{a,*}, Amar Debbouche^{b,d,†},
Lingeshwaran Shangerganesh^{c,‡} and Delfim F. M. Torres^{d,§}

^aDepartment of Mathematics and Informatics, University of Mostaganem, Mostaganem 27000, Algeria

^bDepartment of Mathematics, Guelma University, Guelma 24000, Algeria

^cDepartment of Applied Sciences, National Institute of Technology Goa, Goa 403703, India

^dR&D Unit CIDMA, Department of Mathematics, University of Aveiro, Aveiro 3810-193, Portugal

Abstract

We investigate the dynamics of the hepatitis B virus by integrating variable-order calculus and discrete analysis. Specifically, we utilize the Caputo variable-order difference operator in this study. To establish the existence and uniqueness results of the model, we employ a fixed-point technique. Furthermore, we prove that the model exhibits bounded and positive solutions. Additionally, we explore the local stability of the proposed model by determining the basic reproduction number. Finally, we present several numerical simulations to illustrate the richness of our results.

Keywords: Hepatitis B virus model; variable-order calculus; discrete analysis; local stability; numerical simulations.

1 Introduction

The body experiences a diminished immune response upon exposure to viruses, particularly viral hepatitis, as a defense mechanism to protect the liver. There are various types of hepatitis, including hepatitis A, hepatitis B, hepatitis C, hepatitis D, and hepatitis E. Our paper specifically concentrates on hepatitis B. The hepatitis B virus is recognized as one of the most harmful viruses, significantly contributing to the development of liver cancer [39]. Its rapid transmission is evident, with approximately 80% of hepatitis B cases attributed to infections transmitted from person to person through blood and sexual contact [31, 42]. Horizontal transmission from mother to fetus is also documented [19, 44].

Hepatitis B manifests in two forms: acute and chronic. Many carriers of the virus, especially in chronic cases, may remain asymptomatic. Symptoms, when present, typically

*This is a preprint whose final form is published in *Chaos, Solitons and Fractals* <https://doi.org/10.1016/j.chaos.2024.114987>.

*marboukhobza@gmail.com

†amar_debbouche@yahoo.fr

‡shangerganesh@nitgoa.ac.in

§delfim@ua.pt

emerge between two weeks to six months after infection. Symptoms of acute hepatitis include fatigue, fever, muscle and joint pain, nausea, vomiting, loss of appetite, weight loss, abdominal pain, jaundice, pale stool, dark urine, itchy skin, and an overall feeling of fatigue and malaise. Symptoms of chronic hepatitis may include blood in the stool or vomit and swelling of the lower extremities. Additionally, the skin may become yellow, and the whites of the eyes may also turn yellow. The prevalence of Hepatitis B is widespread globally, as highlighted in [22, 48]. Despite its global reach, there exists an effective vaccination to prevent infection, as emphasized in [25, 41].

Mathematical epidemiology is a specialized field dedicated to exploring the dynamics of disease transmission. The dynamics of hepatitis viruses have been extensively studied through mathematical models, as demonstrated by numerous examples [32, 34–36, 46]. In a seminal study, Anderson et al. [5] presented a simple model to examine the influence of carriers on the transmission of hepatitis B. The transmission dynamics and control of the hepatitis B virus were modeled in [53], while a model forecasting a mechanism for eliminating hepatitis B was proposed in [47]. Similar concepts were explored in [26]. Control analysis using an SIR epidemic model was suggested in [52]. Further investigation of epidemic models with control strategies was conducted in [8, 17]. A model studying multiple endemic solutions was developed in [28]. Similarly, the dynamics of hepatitis B were explored in [51]. Recent research, exemplified by works such as [20, 21, 27, 45], has developed epidemiological models to investigate the influences of various parameters on disease transmission and to propose control measures for infection elimination.

In these investigations, differential equations with integer orders were initially employed. However, it became evident over time that these models were insufficient for comprehending complex biological systems. Consequently, there has been a shift towards mathematical models with fractional orders, a trend that has recently gained prominence. The utilization of fractional derivatives and fractional integrals has found numerous applications in applied sciences and engineering. Many classical models have demonstrated limited accuracy in predicting the future dynamics of a system. In contrast, models incorporating fractional orders have proven more effective in capturing and retaining missing information [1, 4, 6, 13, 24]. It is worth noting that classical derivatives may not adequately capture the dynamics between two distinct points [9, 37].

Recent efforts have been directed towards enhancing discrete fractional calculus, as demonstrated in [3]. These advancements underscore the growing importance of discrete fractional calculus, as evidenced by works such as [7, 9, 18]. Variable-order calculus is recognized as a natural extension of classical calculus [11], with foundational work in this area dating back to 1993 by Samko and his co-authors [38]. Subsequently, variable-order problems have found applications in fields such as photoelasticity [43], and the stability and convergence of novel explicit finite-difference approaches for variable-order nonlinear fractional diffusion equations have been studied [23]. Various numerical schemes for variable-order problems have been developed, as referenced in [12] and [40]. Moreover, existence theories

for variable-order problems have been established [33, 49]. Given that variable-order operators extend classical ordinary and fractional orders, their utilization provides sophisticated tools for studying the dynamical systems of infectious diseases [11].

Building upon the aforementioned motivation and work, here we introduce a mathematical model for the dynamics of the hepatitis B virus, employing fractional variable-order derivatives. The model encompasses populations of susceptible ($S(t)$), acute ($A(t)$), immune ($M(t)$), chronic ($C(t)$), recovered ($R(t)$), and vaccinated ($V(t)$), while incorporating discrete fractional variable-order time derivatives. It is expressed as follows:

$$\begin{cases} \Delta^{\alpha(t)}S(t) &= \delta d(1 - rC) + wV - (\mu_1 + \beta M + n\beta C + k)S, \\ \Delta^{\alpha(t)}A(t) &= (\beta M + n\beta C)S - (\mu_1 + \gamma)A, \\ \Delta^{\alpha(t)}M(t) &= \gamma A + (\delta dr - \mu_1 - \mu_2 - a - m)M, \\ \Delta^{\alpha(t)}C(t) &= aM - eC - \mu_1 C, \\ \Delta^{\alpha(t)}R(t) &= mM + eC - \mu_1 R, \\ \Delta^{\alpha(t)}V(t) &= \delta(1 - d) + kS - \mu_1 V - wV, \end{cases} \quad (1.1)$$

where the initial conditions are given as $S(0) = S_0$, $A(0) = A_0$, $M(0) = M_0$, $C(0) = C_0$, $R(0) = R_0$ and $V(0) = V_0$, and where we use the fractional-order $\alpha(t) \in (0, 1)$. The unknown variables ($S(t), A(t), M(t), C(t), R(t), V(t)$) are in \mathbb{R}_+^6 . The total population is given by $B(t) = S(t) + A(t) + M(t) + C(t) + R(t) + V(t)$. All the parameters ($\delta, \mu_1, \mu_2, \beta, \gamma, a, e, k, d, r, w, n, m$) are positive real numbers and their values are provided in Table 1. Here, the delta variable-order difference of model (1.1) is given in the sense of Caputo, where $\alpha(t) \in (0, 1)$.

The central concept of the presented model revolves around the integration of discrete fractional variable-order time derivatives, representing a novel class of fractional derivatives with wide-ranging real-world applications. The proposed model explores the impact of different phases of infected individuals and various transmission routes on the dynamics of a hepatitis B virus model utilizing discrete time-fractional derivatives. This model provides significant advantages in comprehending the transmission dynamics of hepatitis B virus within the human population.

The paper is structured as follows. In Section 2 we recall necessary notions and results from the literature needed in the sequel. In Section 3, we delve into the conditions for the existence and uniqueness of solutions as well as their boundedness and positivity. Section 4 establishes the stability of the equilibrium points while in Section 5 we present some numerical results. We end the paper with Section 6 of conclusion.

2 Mathematical preliminaries

Here, we introduce some definitions and notations from the papers [2, 10, 16, 29]. We denote \mathbb{N}_a and \mathbb{N}_a^T as $\mathbb{N}_a = \{a, a + 1, a + 2, \dots\}$, $\mathbb{N}_a^T = \{a, a + 1, a + 2, \dots, T\}$.

Definition 2.1. Let $\alpha(t) > 0$ and $\sigma(s) = s + 1$. For $u(t)$ defined on \mathbb{N}_a , the delta variable-

Table 1: Parameter values for our model (1.1), borrowed from [50].

Parameters		Parameter Value
δ	Birth Rate	0.0121
μ_1	Natural mortality rate	0.000034857
μ_2	Hepatitis-B related mortality rate	0.1019
β	Transmission coefficient of the disease	0.00014334
γ	Transition rate from Latent population to Acute population	0.1989
a	Transition rate of individuals with Acute infection to carrier-class	0.3387
e	Recovery rate of individuals in the carrier class	0.0741
k	Vaccination rate	0.8569
d	Rate of births without successful vaccination	0.00043102
r	Infected rate of mothers with HB Acute virus	0.0137
w	The rate of decrease in immunity with the effect of vaccine	0.9472
n	Reduced transmission rate compared to Acute	0.7534
m	Recovery rate of individuals with Acute infection	0.0277

order fractional sum of order $\alpha(t)$ is defined by

$$\Delta_a^{-\alpha(t)}u(t) = \frac{1}{\Gamma(\alpha(t))} \sum_{s=a}^{t-\alpha(t)} (t - \sigma(s))^{\alpha(t)-1} u(s), \quad (2.1)$$

where $t^{(\alpha(t))}$ is the discrete factorial functional given by $t^{(\alpha(t))} = \frac{\Gamma(t+1)}{\Gamma(t-\alpha(t)+1)}$.

Definition 2.2. For $u(t)$ defined on \mathbb{N}_a , $\alpha(t) > 0$, $\alpha \notin \mathbb{N}$, the delta Caputo variable-order fractional difference is defined by

$${}^C \Delta_a^{\alpha(t)}u(t) = \Delta_a^{-(m-\alpha(t))} \Delta^m u(t) = \frac{1}{\Gamma(m-\alpha(t))} \sum_{s=a}^{t-(m-\alpha(t))} (t - \sigma(s))^{m-\alpha(t)-1} \Delta^m u(s), \quad (2.2)$$

where $t \in \mathbb{N}_{a+m-\alpha(t)}$, $m = [\alpha(t)] + 1$. Note that the forward difference operator is defined by $\Delta u(t) = u(t+1) - u(t)$.

Theorem 2.1 (See [15,30]). Consider the following fractional variable-order discrete system:

$$\Delta^{\alpha(t)}x = f(x), \quad x(0) = x_0 \quad (2.3)$$

with $x \in \mathbb{R}^n$ and $\underline{\alpha} = \inf \alpha(t)$, $\bar{\alpha} = \sup \alpha(t)$, $0 < \underline{\alpha} < \alpha(t) < \bar{\alpha} < 1$. The equilibrium points of the system (2.3) are solutions to the equation $f(x) = 0$. An equilibrium is locally asymptotically stable if all the eigenvalues λ_i ($i = 1, 2, 3, \dots, n$) of the Jacobian matrix $J = \Delta f$ evaluated at the equilibrium satisfy

$$|\arg(\lambda_i)| < \frac{\pi}{2} \underline{\alpha}. \quad (2.4)$$

On the other hand, if $|\arg(\lambda_i)| > \frac{\pi}{2} \bar{\alpha}$, then the equilibrium point is unstable.

Theorem 2.2 (See [3]). Let $s \in \mathbb{N}_{a+1}$. The following holds:

$$\sum_{k=a+1}^s (s-k+1)^{\alpha(s)-1} = \frac{(s-a)^{\alpha(s)}}{\alpha(s)}. \quad (2.5)$$

3 Wellposedness of the discrete time fractional model

In this section, we prove the existence and uniqueness of solutions for the given system (1.1) (Theorem 3.1). Moreover, we show that the solution is positive and bounded (Theorem 3.2).

3.1 Existence and uniqueness of solution

Using the properties of fractional discrete variable-order calculus, we establish the existence and uniqueness of a solution to system (1.1). Now, system (1.1) can be rewritten as,

$$\begin{cases} S(t) &= S(0) + \Delta^{-\alpha(t)}(\delta d(1 - rC) + wV - (\mu_1 + \beta M + n\beta C + k)S), \\ A(t) &= A(0) + \Delta^{-\alpha(t)}(\beta M + n\beta C)S - (\mu_1 + \gamma)A, \\ M(t) &= M(0) + \Delta^{-\alpha(t)}(\gamma A + (\delta dr - \mu_1 - \mu_2 - a - m)M), \\ C(t) &= C(0) + \Delta^{-\alpha(t)}(aM - eC - \mu_1 C), \\ R(t) &= R(0) + \Delta^{-\alpha(t)}(mM + eC - \mu_1 R), \\ V(t) &= V(0) + \Delta^{-\alpha(t)}(\delta(1 - d) + kS - \mu_1 V - wV). \end{cases} \quad (3.1)$$

Using the definitions of variable-order calculus, it is easy to obtain

$$\begin{aligned} S(t) &= S(0) + \frac{1}{\Gamma(\alpha(t))} \sum_{s=0}^{t-\alpha(t)} (t - \sigma(s))^{\alpha(t)-1} (\delta d(1 - rC) + wV - (\mu_1 + \beta M + n\beta C + k)S), \\ A(t) &= A(0) + \frac{1}{\Gamma(\alpha(t))} \sum_{s=0}^{t-\alpha(t)} (t - \sigma(s))^{\alpha(t)-1} (\beta M + n\beta C)S - (\mu_1 + \gamma)A, \\ M(t) &= M(0) + \frac{1}{\Gamma(\alpha(t))} \sum_{s=0}^{t-\alpha(t)} (t - \sigma(s))^{\alpha(t)-1} (\gamma A + (\delta dr - \mu_1 - \mu_2 - a - m)M), \\ C(t) &= C(0) + \frac{1}{\Gamma(\alpha(t))} \sum_{s=0}^{t-\alpha(t)} (t - \sigma(s))^{\alpha(t)-1} (aM - eC - \mu_1 C), \\ R(t) &= R(0) + \frac{1}{\Gamma(\alpha(t))} \sum_{s=0}^{t-\alpha(t)} (t - \sigma(s))^{\alpha(t)-1} (mM + eC - \mu_1 R), \\ V(t) &= V(0) + \frac{1}{\Gamma(\alpha(t))} \sum_{s=0}^{t-\alpha(t)} (t - \sigma(s))^{\alpha(t)-1} (\delta(1 - dC) + kS - \mu_1 V - wV). \end{aligned} \quad (3.2)$$

We define the kernels L_1, L_2, L_3, L_4, L_5 and L_6 from the RHS of (1.1):

$$\begin{cases} L_1(t, S(t)) &= \delta d(1 - rC) + wV - (\mu_1 + \beta M + n\beta C + k)S, \\ L_2(t, A(t)) &= (\beta M + n\beta C)S - (\mu_1 + \gamma)A, \\ L_3(t, M(t)) &= \gamma A + (\delta dr - \mu_1 - \mu_2 - a - m)M, \\ L_4(t, C(t)) &= aM - eC - \mu_1 C, \\ L_5(t, R(t)) &= mM + eC - \mu_1 R, \\ L_6(t, V(t)) &= \delta(1 - dC) + kS - \mu_1 V - wV. \end{cases} \quad (3.3)$$

Lemma 3.1. *The kernels L_1, L_2, L_3, L_4, L_5 and L_6 satisfy a Lipschitz condition.*

Proof. Suppose $S(t)$ and $S^*(t)$ to be the two unknowns of the first equation of (3.3). Then we have

$$\|L_1(t, S(t)) - L_1(t, S^*(t))\| = \|(\mu_1 + \beta M + n\beta C + k)(S(t) - S^*(t))\|.$$

Assume that $m_1 = \|\mu_1 + \beta M + n\beta C + k\|$. Then the above can be rewritten as

$$\|L_1(t, S(t)) - L_1(t, S^*(t))\| \leq m_1 \|S(t) - S^*(t)\|.$$

Using the similar procedure for L_2, L_3, L_4, L_5 and L_6 , we get

$$\begin{aligned}
\|L_2(t, A(t)) - L_2(t, A^*(t))\| &\leq m_2 \|A(t) - A^*(t)\|, \\
\|L_3(t, M(t)) - L_3(t, M^*(t))\| &\leq m_3 \|M(t) - M^*(t)\|, \\
\|L_4(t, C(t)) - L_4(t, C^*(t))\| &\leq m_4 \|C(t) - C^*(t)\|, \\
\|L_5(t, R(t)) - L_5(t, R^*(t))\| &\leq m_5 \|R(t) - R^*(t)\|, \\
\|L_6(t, V(t)) - L_6(t, V^*(t))\| &\leq m_6 \|V(t) - V^*(t)\|,
\end{aligned}$$

where m_1, m_2, m_3, m_4, m_5 and m_6 are the Lipschitz constants. \square

Now using (3.3) in (3.2), we get

$$\left\{ \begin{array}{l}
S(t) = S(0) + \frac{1}{\Gamma(\alpha(t))} \sum_{s=0}^{t-\alpha(t)} (t-\sigma(s))^{\alpha(t)-1} L_1(s, S(s)), \\
A(t) = A(0) + \frac{1}{\Gamma(\alpha(t))} \sum_{s=0}^{t-\alpha(t)} (t-\sigma(s))^{\alpha(t)-1} L_2(s, A(s)), \\
M(t) = M(0) + \frac{1}{\Gamma(\alpha(t))} \sum_{s=0}^{t-\alpha(t)} (t-\sigma(s))^{\alpha(t)-1} L_3(s, M(s)), \\
C(t) = C(0) + \frac{1}{\Gamma(\alpha(t))} \sum_{s=0}^{t-\alpha(t)} (t-\sigma(s))^{\alpha(t)-1} L_4(s, C(s)), \\
R(t) = R(0) + \frac{1}{\Gamma(\alpha(t))} \sum_{s=0}^{t-\alpha(t)} (t-\sigma(s))^{\alpha(t)-1} L_5(s, R(s)), \\
V(t) = V(0) + \frac{1}{\Gamma(\alpha(t))} \sum_{s=0}^{t-\alpha(t)} (t-\sigma(s))^{\alpha(t)-1} L_6(s, V(s)).
\end{array} \right. \quad (3.4)$$

Then, using the recursive formula, we get

$$\left\{ \begin{array}{l}
S_n(t) = S(0) + \frac{1}{\Gamma(\alpha(t))} \sum_{s=0}^{t-\alpha(t)} (t-\sigma(s))^{\alpha(t)-1} L_1(s, S_{n-1}(s)), \\
A_n(t) = A(0) + \frac{1}{\Gamma(\alpha(t))} \sum_{s=0}^{t-\alpha(t)} (t-\sigma(s))^{\alpha(t)-1} L_2(s, A_{n-1}(s)), \\
M_n(t) = M(0) + \frac{1}{\Gamma(\alpha(t))} \sum_{s=0}^{t-\alpha(t)} (t-\sigma(s))^{\alpha(t)-1} L_3(s, M_{n-1}(s)), \\
C_n(t) = C(0) + \frac{1}{\Gamma(\alpha(t))} \sum_{s=0}^{t-\alpha(t)} (t-\sigma(s))^{\alpha(t)-1} L_4(s, C_{n-1}(s)), \\
R_n(t) = R(0) + \frac{1}{\Gamma(\alpha(t))} \sum_{s=0}^{t-\alpha(t)} (t-\sigma(s))^{\alpha(t)-1} L_5(s, R_{n-1}(s)), \\
V_n(t) = V(0) + \frac{1}{\Gamma(\alpha(t))} \sum_{s=0}^{t-\alpha(t)} (t-\sigma(s))^{\alpha(t)-1} L_6(s, V_{n-1}(s)).
\end{array} \right. \quad (3.5)$$

Subtract the (3.5) with previous successive term and denote the resulting expressions as follows:

$$\begin{aligned}
\Phi_{S,n}(t) &= S_n(t) - S_{n-1}(t), \Phi_{A,n}(t) = A_n(t) - A_{n-1}(t), \Phi_{M,n}(t) = M_n(t) - M_{n-1}(t), \\
\Phi_{R,n}(t) &= R_n(t) - R_{n-1}(t), \Phi_{V,n}(t) = V_n(t) - V_{n-1}(t).
\end{aligned}$$

Then, we have

$$\begin{aligned}
\Phi_{S,n}(t) &= S_n(t) - S_{n-1}(t) = \frac{1}{\Gamma(\alpha(t))} \sum_{s=0}^{t-\alpha(t)} (t - \sigma(s))^{\alpha(t)-1} (L_1(s, S_{n-1}(s)) - L_1(s, S_{n-2}(s))), \\
\Phi_{A,n}(t) &= A_n(t) - A_{n-1}(t) = \frac{1}{\Gamma(\alpha(t))} \sum_{s=0}^{t-\alpha(t)} (t - \sigma(s))^{\alpha(t)-1} (L_2(s, A_{n-1}(s)) - L_2(s, A_{n-2}(s))), \\
\Phi_{M,n}(t) &= M_n(t) - M_{n-1}(t) = \frac{1}{\Gamma(\alpha(t))} \sum_{s=0}^{t-\alpha(t)} (t - \sigma(s))^{\alpha(t)-1} (L_3(s, M_{n-1}(s)) - L_3(s, M_{n-2}(s))), \\
\Phi_{C,n}(t) &= C_n(t) - C_{n-1}(t) = \frac{1}{\Gamma(\alpha(t))} \sum_{s=0}^{t-\alpha(t)} (t - \sigma(s))^{\alpha(t)-1} (L_4(s, C_{n-1}(s)) - L_4(s, C_{n-2}(s))), \\
\Phi_{R,n}(t) &= R_n(t) - R_{n-1}(t) = \frac{1}{\Gamma(\alpha(t))} \sum_{s=0}^{t-\alpha(t)} (t - \sigma(s))^{\alpha(t)-1} (L_5(s, R_{n-1}(s)) - L_5(s, R_{n-2}(s))), \\
\Phi_{V,n}(t) &= V_n(t) - V_{n-1}(t) = \frac{1}{\Gamma(\alpha(t))} \sum_{s=0}^{t-\alpha(t)} (t - \sigma(s))^{\alpha(t)-1} (L_6(s, V_{n-1}(s)) - L_6(s, V_{n-2}(s))).
\end{aligned} \tag{3.6}$$

In the above,

$$\begin{cases} S_n(t) = \sum_{j=0}^n \Phi_{S,j}(t), & A_n(t) = \sum_{j=0}^n \Phi_{A,j}(t), \\ M_n(t) = \sum_{j=0}^n \Phi_{M,j}(t), & C_n(t) = \sum_{j=0}^n \Phi_{C,j}(t), \\ R_n(t) = \sum_{j=0}^n \Phi_{R,j}(t), & V_n(t) = \sum_{j=0}^n \Phi_{V,j}(t). \end{cases} \tag{3.7}$$

Suppose

$$\begin{cases} \Phi_{S,n-1}(t) = S_{n-1}(t) - S_{n-2}(t), & \Phi_{A,n-1}(t) = A_{n-1}(t) - A_{n-2}(t), \\ \Phi_{M,n-1}(t) = M_{n-1}(t) - M_{n-2}(t), & \Phi_{C,n-1}(t) = C_{n-1}(t) - C_{n-2}(t), \\ \Phi_{R,n-1}(t) = R_{n-1}(t) - R_{n-2}(t), & \Phi_{V,n-1}(t) = V_{n-1}(t) - V_{n-2}(t). \end{cases} \tag{3.8}$$

Thus, we obtain

$$\begin{cases} \|\Phi_{S,n}(t)\| < \frac{m_1}{\Gamma(\alpha(t))} \sum_{s=0}^{t-\alpha(t)} (t - \sigma(s))^{\alpha(t)-1} \|\Phi_{S,n-1}(s)\|, \\ \|\Phi_{A,n}(t)\| < \frac{m_2}{\Gamma(\alpha(t))} \sum_{s=0}^{t-\alpha(t)} (t - \sigma(s))^{\alpha(t)-1} \|\Phi_{A,n-1}(s)\|, \\ \|\Phi_{M,n}(t)\| < \frac{m_3}{\Gamma(\alpha(t))} \sum_{s=0}^{t-\alpha(t)} (t - \sigma(s))^{\alpha(t)-1} \|\Phi_{M,n-1}(s)\|, \\ \|\Phi_{C,n}(t)\| < \frac{m_4}{\Gamma(\alpha(t))} \sum_{s=0}^{t-\alpha(t)} (t - \sigma(s))^{\alpha(t)-1} \|\Phi_{C,n-1}(s)\|, \\ \|\Phi_{R,n}(t)\| < \frac{m_5}{\Gamma(\alpha(t))} \sum_{s=0}^{t-\alpha(t)} (t - \sigma(s))^{\alpha(t)-1} \|\Phi_{R,n-1}(s)\|, \\ \|\Phi_{V,n}(t)\| < \frac{m_6}{\Gamma(\alpha(t))} \sum_{s=0}^{t-\alpha(t)} (t - \sigma(s))^{\alpha(t)-1} \|\Phi_{V,n-1}(s)\|. \end{cases} \tag{3.9}$$

Theorem 3.1. *The solution of (1.1) exists for $t \in [0, T]$, if $\frac{km_i}{\Gamma(\alpha(t))} < 1$, $i = 1, \dots, 6$.*

Furthermore, the solution is unique if $\|\chi(t)\| \left(1 - \frac{km_i}{\Gamma(\alpha(t))}\right) > 0$ holds for $i = 1, \dots, 6$.

Proof. Using the Lemma 3.1 and (3.9), we get

$$\left\{ \begin{array}{l} \|\Phi_{S,n}(t)\| < \|S_0(t)\| \left(\frac{km_1}{\Gamma(\alpha(t))}\right)^n, \\ \|\Phi_{A,n}(t)\| < \|A_0(t)\| \left(\frac{km_2}{\Gamma(\alpha(t))}\right)^n, \\ \|\Phi_{M,n}(t)\| < \|M_0(t)\| \left(\frac{km_3}{\Gamma(\alpha(t))}\right)^n, \\ \|\Phi_{C,n}(t)\| < \|C_0(t)\| \left(\frac{km_4}{\Gamma(\alpha(t))}\right)^n, \\ \|\Phi_{R,n}(t)\| < \|R_0(t)\| \left(\frac{km_5}{\Gamma(\alpha(t))}\right)^n, \\ \|\Phi_{V,n}(t)\| < \|V_0(t)\| \left(\frac{km_6}{\Gamma(\alpha(t))}\right)^n. \end{array} \right. \quad (3.10)$$

As $n \rightarrow \infty$, we have $\|\Phi_{\cdot,n}(t)\| \rightarrow 0$. This shows the existence of solutions to (1.1).

Suppose there are two solutions for the system (1.1) $(S(t), A(t), M(t), C(t), R(t), V(t))$ and $(S_2(t), A_2(t), M_2(t), C_2(t), R_2(t), V_2(t))$. Then,

$$\left\{ \begin{array}{l} S(t) - S_2(t) = \frac{1}{\Gamma(\alpha(t))} \sum_{s=0}^{t-\alpha(t)} (t - \sigma(s))^{\alpha(t)-1} (L_1(s, S(s)) - L_1(s, S_2(s))), \\ A(t) - A_2(t) = \frac{1}{\Gamma(\alpha(t))} \sum_{s=0}^{t-\alpha(t)} (t - \sigma(s))^{\alpha(t)-1} (L_2(s, A(s)) - L_2(s, A_2(s))), \\ M(t) - M_2(t) = \frac{1}{\Gamma(\alpha(t))} \sum_{s=0}^{t-\alpha(t)} (t - \sigma(s))^{\alpha(t)-1} (L_3(s, M(s)) - L_3(s, M_2(s))), \\ C(t) - C_2(t) = \frac{1}{\Gamma(\alpha(t))} \sum_{s=0}^{t-\alpha(t)} (t - \sigma(s))^{\alpha(t)-1} (L_4(s, C(s)) - L_4(s, C_2(s))), \\ R(t) - R_2(t) = \frac{1}{\Gamma(\alpha(t))} \sum_{s=0}^{t-\alpha(t)} (t - \sigma(s))^{\alpha(t)-1} (L_5(s, R(s)) - L_5(s, R_2(s))), \\ V(t) - V_2(t) = \frac{1}{\Gamma(\alpha(t))} \sum_{s=0}^{t-\alpha(t)} (t - \sigma(s))^{\alpha(t)-1} (L_6(s, V(s)) - L_6(s, V_2(s))). \end{array} \right. \quad (3.11)$$

From the above, we get

$$\left\{ \begin{array}{l} \|S(t) - S_2(t)\| = \left\| \frac{1}{\Gamma(\alpha(t))} \sum_{s=0}^{t-\alpha(t)} (t - \sigma(s))^{\alpha(t)-1} (L_1(s, S(s)) - L_1(s, S_2(s))) \right\|, \\ \|A(t) - A_2(t)\| = \left\| \frac{1}{\Gamma(\alpha(t))} \sum_{s=0}^{t-\alpha(t)} (t - \sigma(s))^{\alpha(t)-1} (L_2(s, A(s)) - L_2(s, A_2(s))) \right\|, \\ \|M(t) - M_2(t)\| = \left\| \frac{1}{\Gamma(\alpha(t))} \sum_{s=0}^{t-\alpha(t)} (t - \sigma(s))^{\alpha(t)-1} (L_3(s, M(s)) - L_3(s, M_2(s))) \right\|, \\ \|C(t) - C_2(t)\| = \left\| \frac{1}{\Gamma(\alpha(t))} \sum_{s=0}^{t-\alpha(t)} (t - \sigma(s))^{\alpha(t)-1} (L_4(s, C(s)) - L_4(s, C_2(s))) \right\|, \\ \|R(t) - R_2(t)\| = \left\| \frac{1}{\Gamma(\alpha(t))} \sum_{s=0}^{t-\alpha(t)} (t - \sigma(s))^{\alpha(t)-1} (L_5(s, R(s)) - L_5(s, R_2(s))) \right\|, \\ \|V(t) - V_2(t)\| = \left\| \frac{1}{\Gamma(\alpha(t))} \sum_{s=0}^{t-\alpha(t)} (t - \sigma(s))^{\alpha(t)-1} (L_6(s, V(s)) - L_6(s, V_2(s))) \right\|. \end{array} \right. \quad (3.12)$$

The above leads to,

$$\left\{ \begin{array}{l} \|S(t) - S_2(t)\| = \frac{1}{\Gamma(\alpha(t))} \sum_{s=0}^{t-\alpha(t)} (t - \sigma(s))^{\alpha(t)-1} \|L_1(s, S(s)) - L_1(s, S_2(s))\|, \\ \|A(t) - A_2(t)\| = \frac{1}{\Gamma(\alpha(t))} \sum_{s=0}^{t-\alpha(t)} (t - \sigma(s))^{\alpha(t)-1} \|L_2(s, A(s)) - L_2(s, A_2(s))\|, \\ \|M(t) - M_2(t)\| = \frac{1}{\Gamma(\alpha(t))} \sum_{s=0}^{t-\alpha(t)} (t - \sigma(s))^{\alpha(t)-1} \|L_3(s, M(s)) - L_3(s, M_2(s))\|, \\ \|C(t) - C_2(t)\| = \frac{1}{\Gamma(\alpha(t))} \sum_{s=0}^{t-\alpha(t)} (t - \sigma(s))^{\alpha(t)-1} \|L_4(s, C(s)) - L_4(s, C_2(s))\|, \\ \|R(t) - R_2(t)\| = \frac{1}{\Gamma(\alpha(t))} \sum_{s=0}^{t-\alpha(t)} (t - \sigma(s))^{\alpha(t)-1} \|L_5(s, R(s)) - L_5(s, R_2(s))\|, \\ \|V(t) - V_2(t)\| = \frac{1}{\Gamma(\alpha(t))} \sum_{s=0}^{t-\alpha(t)} (t - \sigma(s))^{\alpha(t)-1} \|L_6(s, V(s)) - L_6(s, V_2(s))\|. \end{array} \right.$$

Using Lemma 3.1, we have

$$\left\{ \begin{array}{l} \|S(t) - S_2(t)\| \leq \frac{m_1}{\Gamma(\alpha(t))} \sum_{s=0}^{t-\alpha(t)} (t - \sigma(s))^{\alpha(t)-1} \|S(t) - S_2(t)\|, \\ \|A(t) - A_2(t)\| \leq \frac{m_2}{\Gamma(\alpha(t))} \sum_{s=0}^{t-\alpha(t)} (t - \sigma(s))^{\alpha(t)-1} \|A(t) - A_2(t)\|, \\ \|M(t) - M_2(t)\| \leq \frac{m_3}{\Gamma(\alpha(t))} \sum_{s=0}^{t-\alpha(t)} (t - \sigma(s))^{\alpha(t)-1} \|M(t) - M_2(t)\|, \\ \|C(t) - C_2(t)\| \leq \frac{m_4}{\Gamma(\alpha(t))} \sum_{s=0}^{t-\alpha(t)} (t - \sigma(s))^{\alpha(t)-1} \|C(t) - C_2(t)\|, \\ \|R(t) - R_2(t)\| \leq \frac{m_5}{\Gamma(\alpha(t))} \sum_{s=0}^{t-\alpha(t)} (t - \sigma(s))^{\alpha(t)-1} \|R(t) - R_2(t)\|, \\ \|V(t) - V_2(t)\| \leq \frac{m_6}{\Gamma(\alpha(t))} \sum_{s=0}^{t-\alpha(t)} (t - \sigma(s))^{\alpha(t)-1} \|V(t) - V_2(t)\|. \end{array} \right. \quad (3.13)$$

As a consequence, we get

$$\left\{ \begin{array}{l} \|S(t) - S_2(t)\| \left(1 - \frac{km_1}{\Gamma(\alpha(t))}\right) \leq 0, \\ \|A(t) - A_2(t)\| \left(1 - \frac{km_2}{\Gamma(\alpha(t))}\right) \leq 0, \\ \|M(t) - M_2(t)\| \left(1 - \frac{km_3}{\Gamma(\alpha(t))}\right) \leq 0, \\ \|C(t) - C_2(t)\| \left(1 - \frac{km_4}{\Gamma(\alpha(t))}\right) \leq 0, \\ \|R(t) - R_2(t)\| \left(1 - \frac{km_5}{\Gamma(\alpha(t))}\right) \leq 0, \\ \|V(t) - V_2(t)\| \left(1 - \frac{km_6}{\Gamma(\alpha(t))}\right) \leq 0. \end{array} \right. \quad (3.14)$$

The result is proved. \square

3.2 Non-negativity and boundedness of the solutions

Now we address the positivity and boundedness of the solutions of model (1.1). The main result here establishes that $S(t)$, $A(t)$, $M(t)$, $C(t)$, $R(t)$, and $V(t)$ are all positive and bounded.

Remark 3.1. *As $(1 - d)$ represents the efficacy of the successful vaccine and δ is a non-negative parameter, then $\delta(1 - d)$ is always non-negative.*

Theorem 3.2. *The solutions $S(t)$, $A(t)$, $M(t)$, $C(t)$, $R(t)$ and $V(t)$ of (1.1) are in \mathbb{R}_+^6 for all t .*

Proof. Suppose a general fractional variable order discrete time model (1.1) is given as

$$\begin{cases} \Delta^{\alpha(t)} S(t)|_{S=0} &= \delta d(1 - rC) + wV \geq 0, \\ \Delta^{\alpha(t)} A(t)|_{A=0} &= (\beta M + n\beta C)S \geq 0, \\ \Delta^{\alpha(t)} M(t)|_{M=0} &= \gamma A \geq 0, \\ \Delta^{\alpha(t)} C(t)|_{C=0} &= aM \geq 0, \\ \Delta^{\alpha(t)} R(t)|_{R=0} &= mM + eC \geq 0, \\ \Delta^{\alpha(t)} V(t)|_{V=0} &= \delta(1 - d) + kS \geq 0. \end{cases} \quad (3.15)$$

Using Remark 3.1, we get that $S(t)$, $A(t)$, $M(t)$, $C(t)$, $R(t)$ and $V(t)$ are positive. \square

Theorem 3.3. *Let $B(t)$ be the total population of (1.1). Then,*

$$B(t) = (S(t), A(t), M(t), C(t), R(t), V(t)) \in \mathbb{R}_+^6$$

and

$$0 < S(t) + A(t) + M(t) + C(t) + R(t) + V(t) < \frac{\delta}{\mu_1}.$$

Proof. Here $B(t)$ represents the total population and it is given as $B = S + A + M + C + R + V$. Then the discrete Caputo variable order fractional derivative of the total population is:

$$\Delta^{\alpha(t)} B(t) = \delta - \mu_1 B - \mu_2 M.$$

Then, we have

$$\Delta^{\alpha(t)} B(t) < \delta - \mu_1 B.$$

Using the Laplace transform, it is easy to obtain

$$s^{\alpha(s)} \tilde{B}(s) - s^{\alpha(s)-1} \tilde{B}(0) < \frac{\delta}{s} - \mu_1 \tilde{B}(s).$$

Then

$$\tilde{B}(s) < \frac{s^{\alpha(s)-1}}{(s^{\alpha(s)} + \mu_1)} \tilde{B}(0) + \frac{\delta s^{-1}}{(s^{\alpha(s)} + \mu_1)}.$$

Further, using the inverse Laplace transform, we have

$$B(s) < \frac{\delta}{\mu_1} (\mu_1 t^{\alpha(t)} E_{\alpha(t), \alpha(t+1)}(-\mu_1 t^{\alpha(t)})) + E_{\alpha(t), 1}(-\mu_1 t^{\alpha(t)}) < \frac{\delta}{\mu_1}.$$

This completes the proof. \square

4 Stability analysis of the fractional hepatitis-B virus model

The epidemiological model (1.1) is analyzed for equilibrium points: the disease-free state denoted by B_1 and endemic states denoted by B_2 . These equilibrium points can be obtained by setting

$$\Delta^{\alpha(t)}S(t) = \Delta^{\alpha(t)}A(t) = \Delta^{\alpha(t)}M(t) = \Delta^{\alpha(t)}C(t) = \Delta^{\alpha(t)}R(t) = \Delta^{\alpha(t)}V(t) = 0.$$

Using the above conditions in (1.1), we get

$$\begin{cases} \delta d(1 - rC) + wV - (\mu_1 + \beta M + n\beta C + k)S & = 0, \\ (\beta M + n\beta C)S - (\mu_1 + \gamma)A & = 0, \\ \gamma A + (\delta dr - \mu_1 - \mu_2 - a - m)M & = 0, \\ aM - eC - \mu_1 C & = 0, \\ mM + eC - \mu_1 R & = 0, \\ \delta(1 - d) + kS - \mu_1 V - wV & = 0. \end{cases} \quad (4.1)$$

We obtain the disease free equilibrium point as given below:

$$B_1 = \left(\frac{\delta(d\mu_1 + w)}{\mu_1(\mu_1 + k + w)}, 0, 0, 0, 0, \frac{\delta(\mu_1 + k - \mu_1 d)}{\mu_1(\mu_1 + k + w)} \right).$$

Further, a unique endemic equilibrium is given as $B_2 = (S_2, A_2, M_2, C_2, R_2, V_2)$, where

$$\begin{aligned} S_2 &= \frac{(-\delta dr + \mu_1 + \mu_2 + a + m)(\mu_1 + \gamma)(e + \mu_1)}{\gamma\beta(e + \mu_1 + na)}; \\ V_2 &= \frac{\delta - \delta d + kS_2}{\mu_1 + w}; \\ C_2 &= \frac{(\delta d + wV_2 - (\mu_1 + k)S_2)a}{ar\delta d + S_2\beta(e + \mu_1 + na)}; \\ A_2 &= \frac{(\delta dr - \mu_1 - \mu_2 - a - m)(e + \mu_1)}{a\gamma}C_2; \\ M_2 &= \frac{e + \mu_1}{a}C_2; \\ R_2 &= \frac{m(e + \mu_1) + ea}{a\mu_1}C_2. \end{aligned} \quad (4.2)$$

To derive the expression for the reproduction number \mathcal{R}_0 of the system (1.1), we employ the method outlined in [50]. The necessary matrices are obtained as follows:

$$\mathcal{F} = \begin{pmatrix} 0 \\ (\beta M + n\beta C)S \\ 0 \\ 0 \\ 0 \\ 0 \end{pmatrix}, \quad \mathcal{V} = \begin{pmatrix} -\delta d(1 - rC) + wV + Q_1 S \\ (\mu_1 + \gamma)A \\ -\gamma A - \delta dr M + Q_2 M \\ -aM + eC + \mu_1 C \\ -mM - eC + \mu_1 R \\ V(\mu_1 + w) - kS - C(1 - d) \end{pmatrix},$$

where $Q_1 = \mu_1 + \beta M + n\beta C + k$ and $Q_2 = \mu_1 + \mu_2 + a + m$. Now, for linearization, the Jacobian matrix of the upper matrix at the disease-free state is given by

$$\mathbf{F} = \begin{pmatrix} 0 & \beta S_0 & n\beta S_0 & 0 \\ 0 & 0 & 0 & 0 \\ 0 & 0 & 0 & 0 \\ 0 & 0 & 0 & 0 \end{pmatrix}, \quad \mathbf{V} = \begin{pmatrix} \mu_1 + \gamma & 0 & 0 & 0 \\ -\gamma & \mu_1 + \mu_2 + a + m - \delta dr & 0 & 0 \\ 0 & -a & e + \mu_1 & 0 \\ 0 & -m & -e & \mu_1 \end{pmatrix}.$$

So the spectral of the matrix FV^{-1} is the expression of \mathcal{R}_0 and written as follows:

$$\mathcal{R}_0 = \frac{\delta\beta\gamma(\mu_1 + e + na)(w + d\mu_1)}{\mu_1(\mu_1 + \gamma)(\mu_1 + e)(w + k + \mu_1)(\mu_1 + \mu_2 + a + m - r\delta d)}.$$

We now investigate the local stability.

Theorem 4.1. *The disease-free equilibrium B_1 of the proposed discrete fractional variable-order hepatitis B model (1.1) is locally asymptotically stable if $\mathcal{R}_0 < 1$.*

Proof. The Jacobian of model at B_1 given by

$$\mathcal{J}(B_1) = \begin{pmatrix} -(\mu_1 + k) & 0 & -\beta S_0 & -rd\delta - n\beta S_0 & 0 & w \\ 0 & -(\mu_1 + \gamma) & \beta S_0 & n\beta S_0 & 0 & 0 \\ 0 & \gamma & \delta dr - (\mu_1 + \mu_2 + a + m) & 0 & 0 & 0 \\ 0 & 0 & a & -(e + \mu_1) & 0 & 0 \\ 0 & 0 & m & e & -\mu_1 & 0 \\ k & 0 & 0 & 0 & 0 & -(\mu_1 + w) \end{pmatrix}.$$

The characteristic equation is

$$(\lambda + \mu_1)(\lambda^2 + a_1\lambda + a_2)(\lambda^3 + b_1\lambda^2 + b_2\lambda + b_3) = 0,$$

where

$$a_1 = 2\mu_1 + k + w; \quad a_2 = (\mu_1 + k)(\mu_1 + w) + kw; \quad b_1 = a + e + \gamma + m + 3\mu_1 - \mu_2 - \delta dr;$$

$$b_2 = -(\gamma\beta S_0 + (\mu_1 + \gamma)(\delta dr - Q_2) + (\delta dr - Q_2)(e + \mu_1) - (\mu_1 + \gamma)(e + \mu_1));$$

$$b_3 = -\gamma\beta S_0(na + e + \mu_1) + (\mu_1 + \gamma)(\delta dr - Q_2)(e + \mu_1),$$

here $Q_2 = (\mu_1 + \mu_2 + a + m)$. By the Routh–Hurwitz criterion, $a_1 > 0$, $a_2 > 0$, $b_1 > 0$, $b_3 > 0$, $b_1b_2 > b_3$, and if $\mathcal{R}_0 < 1$, then B_1 is asymptotically stable. \square

5 Numerical results

This section provides a discussion on fractional Caputo's hepatitis B virus model (1.1). We utilize the numerical values presented in Table 1 for our analysis. The considered hepatitis B virus model with a fractional variable order in discrete time is solved numerically utilizing the methodology outlined in [8] and [14].

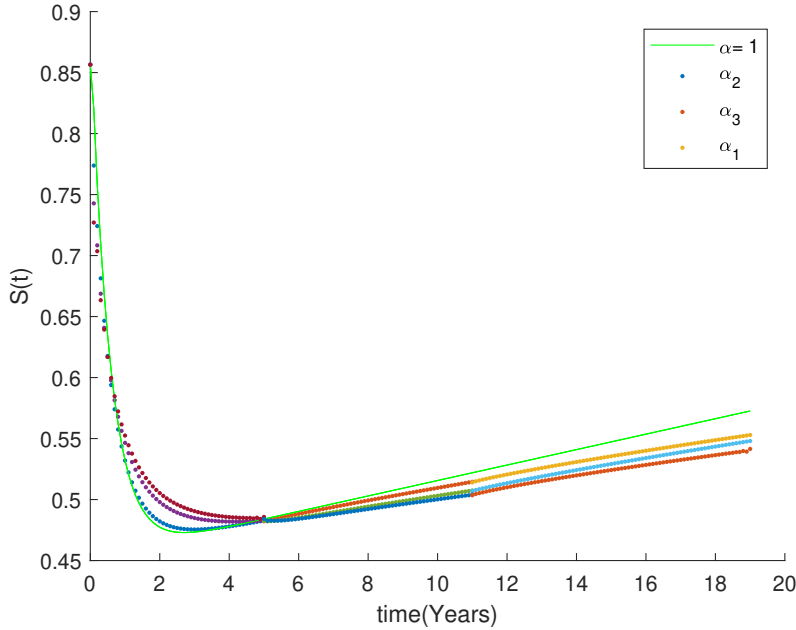


Figure 1: The graph illustrates the dynamics of the susceptible population ($S(t)$) with respect to the fractional variable-order parameter $\alpha(k)$.

The initial conditions for the system (1.1) are set as follows: $S(0) = 0.8565$, $A(0) = 0.01223$, $M(0) = 0.10675$, $C(0) = 0.00489$, $R(0) = 0.00734$, and $V(0) = 0.01224$, as in [50]. We consider different values for the fractional variable order, denoted as $\alpha(t)$:

$$\alpha_1 = (0.95 \ 0.9 \ 0.85), \quad \alpha_2 = (0.93 \ 0.84 \ 0.88), \quad \alpha_3 = (0.78 \ 0.8 \ 0.82).$$

The results are presented in Figs. 1–6, showcasing the dynamic behaviors of the susceptible, acute, immune, chronic, recovered, and vaccinated population groups.

Fig. 1 illustrates that as the value of α increases, the number of susceptible individuals also increases, indicating a proportional relationship. Conversely, Figs. 2 and 3 show an inverse proportionality between the fractional order and the number of acute and immune individuals, respectively. Notably, fractional and integer order cases tend to converge and stabilize over time. In Fig. 4, for fractional values, the peak in carrier individuals is observed in the year seven, whereas for $\alpha = 1$, the peak occurs in earlier years. Fig. 5 shows an increase in the value of α after two years. Fig. 6 reveals the dynamics of the vaccinated population, indicating a direct relationship between the fractional-order parameter $\alpha(k)$ and the vaccinated population.

The computational results demonstrate that, by incorporating discrete time and variable fractional orders, the hepatitis B virus model is capable of capturing richer and more complex dynamics. Moreover, it offers valuable insights and enhances understanding of the model. Various morphological changes in the unknown variables, due to the influence of discrete time and the variable fractional order, are visible and comparable, as illustrated in Fig. 1–6.

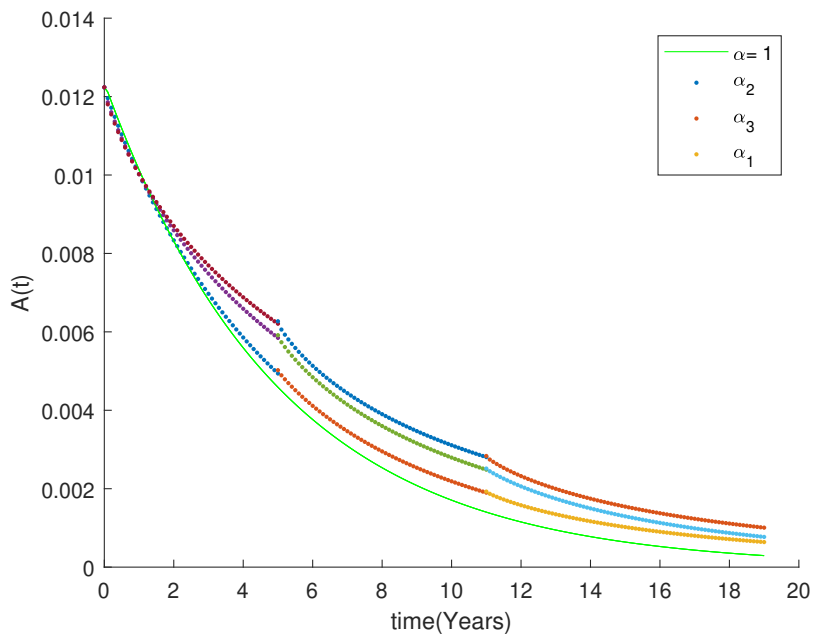


Figure 2: The graph illustrates the dynamics of the acute individual class ($A(t)$) with respect to the fractional variable-order parameter $\alpha(k)$.

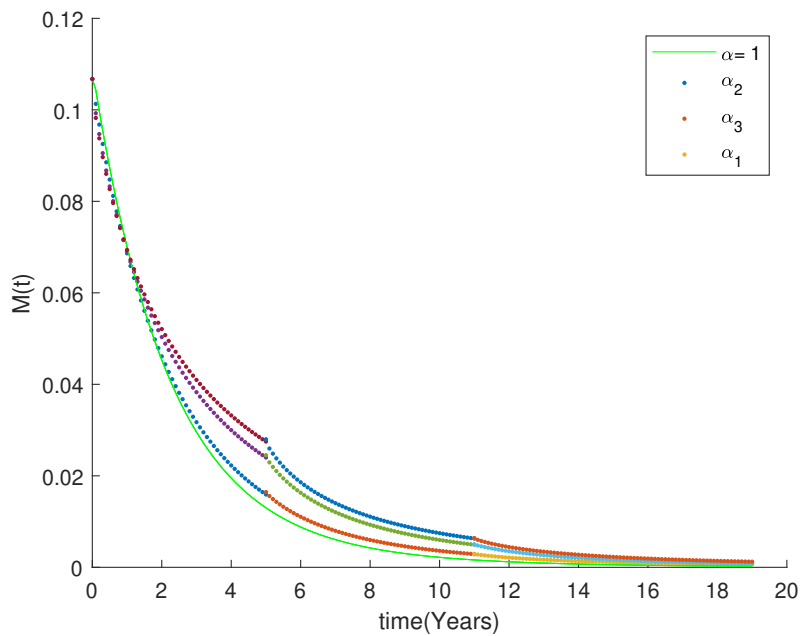


Figure 3: The graph illustrates the dynamics of the immune individuals class ($M(t)$) with respect to the fractional variable-order parameter $\alpha(k)$.

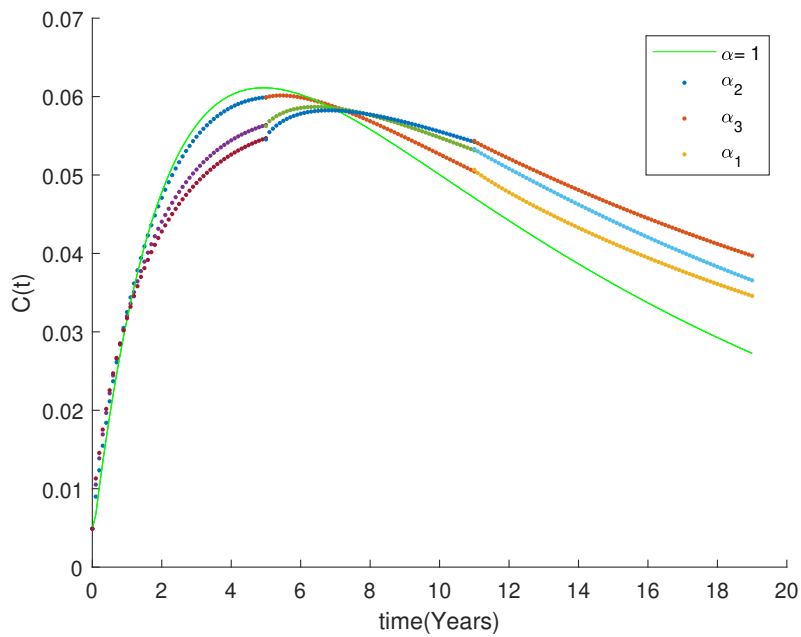


Figure 4: The graph illustrates the dynamics of the carrier (chronic) individual class ($C(t)$) with respect to the fractional variable-order parameter $\alpha(k)$.

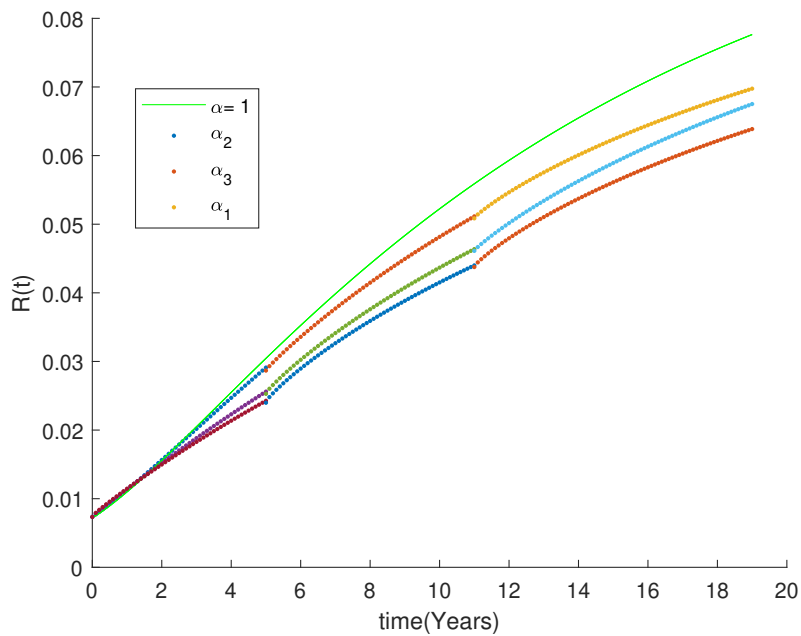


Figure 5: The graph illustrates the dynamics of the recovered individuals class ($R(t)$) with respect to the fractional variable-order parameter $\alpha(k)$.

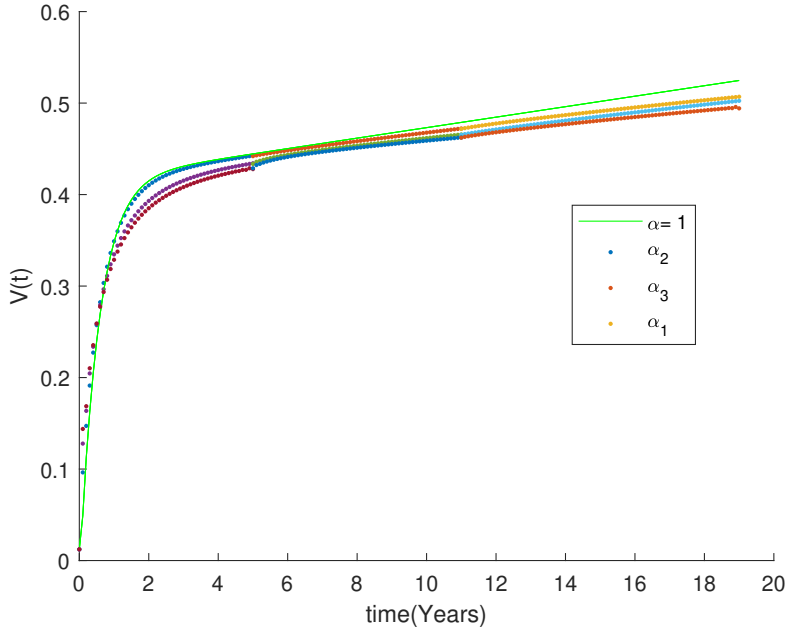


Figure 6: The graph illustrates the dynamics of the vaccination class ($V(t)$) with respect to the fractional variable-order parameter $\alpha(k)$.

6 Conclusion

In this study, we have established the existence and uniqueness of a solution for a novel discrete fractional variable-order model of the hepatitis-B virus. Initially, we ensured the positivity and boundedness of model's solutions. To further investigate the local stability of the proposed system, we computed the basic reproduction number \mathcal{R}_0 . If $\mathcal{R}_0 < 1$, we have proven that the disease-free equilibrium B_1 is locally asymptotically stable. To illustrate the dynamics of the model under various $\alpha(t)$ values, we have used Matlab to generate dynamic graphs for the proposed discrete fractional variable-order hepatitis-B virus model. Our results show that, due to the incorporation of discrete time and variable fractional orders, the new model is able to cover more rich and more complex dynamics when compared to models available in the literature, providing valuable insights.

CRedit authorship contribution statement

M. Boukhobza: Writing - original draft, Software, Data curation, Resources; A. Debbouche: Writing - review & editing, Validation, Project administration, Supervision; L. Shanger-ganesh: Conceptualization, Formal analysis, Visualization, Investigation; D.F.M. Torres: Writing - review & editing, Methodology, Validation, Funding acquisition.

Declaration of competing interest

The authors declare that they have no known competing financial interests or personal relationships that could have appeared to influence the work reported in this paper.

Acknowledgments

The authors would like to express their sincere thanks and respect to the editors and the anonymous reviewers. This paper belongs to the first author PhD program under supervision of A. Debbouche in collaboration with 3rd and 4th co-authors. Debbouche and Torres were supported by *Fundação para a Ciência e a Tecnologia* (FCT) within project number UIDB/04106/2020 (CIDMA).

References

- [1] S. Abbas, S. Tyagi, P. Kumar, V. S. Ertürk, and S. Momani. Stability and bifurcation analysis of a fractional-order model of cell-to-cell spread of hiv-1 with a discrete time-delay. *Mathematical Methods in the Applied Sciences*, 45(11):7081–7095, 2022.
- [2] T. Abdeljawad, R. Mert, and D. F. M. Torres. Variable order Mittag-Leffler fractional operators on isolated time scales and application to the calculus of variations. *Fractional Derivatives with Mittag-Leffler Kernel: Trends and Applications in Science and Engineering*, pages 35–47, 2019. [arXiv:1809.02029](https://arxiv.org/abs/1809.02029)
- [3] O. A. Almatroud, A. Hioual, A. Ouannas, M. M. Sawalha, S. Alshammari, and M. Alshammari. On variable-order fractional discrete neural networks: Existence, uniqueness and stability. *Fractal and Fractional*, 7(2):118, 2023.
- [4] J. Alzabut, S. Tyagi, and S. Abbas. Discrete fractional-order bam neural networks with leakage delay: Existence and stability results. *Asian Journal of Control*, 22(1):143–155, 2018.
- [5] R. M. Anderson and M. Robert. May. infectious diseases of humans: dynamics and control, 1992.
- [6] A. Atangana. Modelling the spread of covid-19 with new fractal-fractional operators: can the lockdown save mankind before vaccination? *Chaos, Solitons & Fractals*, 136:109860, 2020.
- [7] F. M. Atici and P. W. Eloe. A transform method in discrete fractional calculus. *International Journal of Difference Equations*, 2(2), 2007.
- [8] E. A. Bakare, A. Nwagwo, and E. Danso-Addo. Optimal control analysis of an sir epidemic model with constant recruitment. *International Journal of Applied Mathematics Research*, 3(3):273, 2014.
- [9] D. Baleanu, Z. B. Güvenç, J. T. Machado, et al. *New trends in nanotechnology and fractional calculus applications*, volume 10. Springer, 2010.
- [10] M. Boukhobza, A. Debbouche, L. Shangerganesh, and J. J. Nieto. The stability of solutions of the variable-order fractional optimal control model for the covid-19 epidemic in discrete time. *Mathematics*, 12(8):1236, 2024.
- [11] S. Bushnaq, M. Sarwar, H. Alrabaiah, et al. Existence theory and numerical simulations of variable order model of infectious disease. *Results in Applied Mathematics*, 19:100395, 2023.
- [12] S. Bushnaq, K. Shah, S. Tahir, K. J. Ansari, M. Sarwar, and T. Abdeljawad. Computation of numerical solutions to variable order fractional differential equations by using non-orthogonal basis. *AIMS Mathematics*, 7(6):10917–10938, 2022.
- [13] S. A. David, C. A. Valentim, and A. Debbouche. Fractional modeling applied to the dynamics of the action potential in cardiac tissue. *Fractal and Fractional*, 6(3):149, 2022.
- [14] F. Gao, X. Li, W. Li, and X. Zhou. Stability analysis of a fractional-order novel hepatitis B virus model with immune delay based on caputo-fabrizio derivative. *Chaos, Solitons & Fractals*, 142:110436, 2021.

- [15] R. K. Ghaziani, J. Alidousti, and A. B. Eshkaftaki. Stability and dynamics of a fractional order leslie–gower prey–predator model. *Applied Mathematical Modelling*, 40(3):2075–2086, 2016.
- [16] L.-L. Huang, G.-C. Wu, D. Baleanu, and H.-Y. Wang. Discrete fractional calculus for interval-valued systems. *Fuzzy Sets and Systems*, 404:141–158, 2021.
- [17] A. V. Kamyad, R. Akbari, A. A. Heydari, A. Heydari, et al. Mathematical modeling of transmission dynamics and optimal control of vaccination and treatment for hepatitis B virus. *Computational and mathematical methods in medicine*, 2014, 2014.
- [18] A. Khan, H. M. Alshehri, T. Abdeljawad, Q. M. Al-Mdallal, and H. Khan. Stability analysis of fractional nabla difference covid-19 model. *Results in Physics*, 22:103888, 2021.
- [19] T. Khan, Z.-S. Qian, R. Ullah, B. Al Alwan, G. Zaman, Q. M. Al-Mdallal, Y. El Khatib, and K. Kheder. The transmission dynamics of hepatitis B virus via the fractional-order epidemiological model. *Complexity*, 2021:1–18, 2021.
- [20] T. Khan and G. Zaman. Classification of different hepatitis B infected individuals with saturated incidence rate. *SpringerPlus*, 5(1):1–16, 2016.
- [21] T. Khan, G. Zaman, and M. I. Chohan. The transmission dynamic and optimal control of acute and chronic hepatitis B. *Journal of biological dynamics*, 11(1):172–189, 2017.
- [22] M. K. Libbus and L. M. Phillips. Public health management of perinatal hepatitis B virus. *Public health nursing*, 26(4):353–361, 2009.
- [23] R. Lin, F. Liu, V. Anh, and I. Turner. Stability and convergence of a new explicit finite-difference approximation for the variable-order nonlinear fractional diffusion equation. *Applied Mathematics and computation*, 212(2):435–445, 2009.
- [24] J. Manimaran, L. Shangerganesh, A. Debbouche, and J. C. Cortés. A time-fractional HIV infection model with nonlinear diffusion. *Results in Physics*, 25:104293, 2021.
- [25] J. E. Maynard, M. A. Kane, and S. C. Hadler. Global control of hepatitis B through vaccination: role of Hepatitis B vaccine in the expanded programme on immunization. *Clinical Infectious Diseases*, 11(Supplement_3):S574–S578, 1989.
- [26] G. F. Medley, N. A. Lindop, W. J. Edmunds, and D. J. Nokes. Hepatitis-B virus endemicity: heterogeneity, catastrophic dynamics and control. *Nature medicine*, 7(5):619–624, 2001.
- [27] S. Nana-Kyere, J. Ackora-Prah, E. Okyere, S. Marmah, and T. Afram. Hepatitis B optimal control model with vertical transmission. *Applied Mathematics*, 7(1):5–13, 2017.
- [28] N. O. Onyango. Multiple endemic solutions in an epidemic hepatitis B model without vertical transmission. *Applied Mathematics*, 5(16):2518–2529, 2014.
- [29] M. D. Ortigueira, D. Valério, and J. T. Machado. Variable order fractional systems. *Communications in Nonlinear Science and Numerical Simulation*, 71:231–243, 2019.
- [30] I. Petráš. *Fractional-order nonlinear systems: modeling, analysis and simulation*. Springer Science & Business Media, 2011.
- [31] S. Pol. Epidémiologie et histoire naturelle de l’hépatite b. *Rev Prat*, 55(6):599–606, 2005.
- [32] A. Rachah and D. F. M. Torres. Mathematical modelling, simulation, and optimal control of the 2014 Ebola outbreak in west Africa. *Discrete Dyn. Nat. Soc.* 2015 (2015), Art. ID 842792, 9 pp. [arXiv:1503.07396](https://arxiv.org/abs/1503.07396)
- [33] A. Razminia, A. F. Dizaji, and V. J. Majd. Solution existence for non-autonomous variable-order fractional differential equations. *Mathematical and Computer Modelling*, 55(3-4):1106–1117, 2012.
- [34] H. S. Rodrigues, M. T. T. Monteiro, and D. F. M. Torres. Vaccination models and optimal control strategies to dengue. *Mathematical Biosciences*, 247:1–12, 2014. [arXiv:1310.4387](https://arxiv.org/abs/1310.4387)

- [35] P. Rodrigues, C. J. Silva, and D. F. M. Torres. Cost-effectiveness analysis of optimal control measures for tuberculosis. *Bulletin of mathematical biology*, 76:2627–2645, 2014. [arXiv:1409.3496](#)
- [36] M. A. Safi and A. B. Gumel. The effect of incidence functions on the dynamics of a quarantine/isolation model with time delay. *Nonlinear Analysis: Real World Applications*, 12(1):215–235, 2011.
- [37] S. G. Samko. Fractional integrals and derivatives. *Theory and applications*, 1993.
- [38] S. G. Samko and B. Ross. Integration and differentiation to a variable fractional order. *Integral Transforms and Special Functions*, 1(4):277–300, 1993.
- [39] A. G. Şener, N. Aydın, C. Ceylan, and S. Kırdar. Investigation of antinuclear antibodies in chronic hepatitis B patients. *Mikrobiyoloji Bulteni*, 52(4):425–430, 2018.
- [40] K. Shah, H. Naz, M. Sarwar, and T. Abdeljawad. On spectral numerical method for variable-order partial differential equations. *AIMS Math*, 7(6):10422–10438, 2022.
- [41] C. W. Shepard, E. P. Simard, L. Finelli, A. E. Fiore, and B. P. Bell. Hepatitis B virus infection: epidemiology and vaccination. *Epidemiologic reviews*, 28(1):112–125, 2006.
- [42] S. Simelane and P. Dlamini. A fractional order differential equation model for hepatitis B virus with saturated incidence. *Results in Physics*, 24:104114, 2021.
- [43] C. M. Soon, C. F. Coimbra, and M. H. Kobayashi. The variable viscoelasticity oscillator. *Annalen der Physik*, 517(6):378–389, 2005.
- [44] S. Thornley, C. Bullen, and M. Roberts. Hepatitis B in a high prevalence new zealand population: a mathematical model applied to infection control policy. *Journal of Theoretical Biology*, 254(3):599–603, 2008.
- [45] S. Tyagi, S. C. Martha, S. Abbas, and A. Debbouche. Mathematical modeling and analysis for controlling the spread of infectious diseases. *Chaos, Solitons & Fractals*, 144:110707, 2021.
- [46] K. Wang, A. Fan, and A. Torres. Global properties of an improved Hepatitis B virus model. *Nonlinear Analysis: Real World Applications*, 11(4):3131–3138, 2010.
- [47] J. Williams, D. Nokes, G. Medley, and R. Anderson. The transmission dynamics of hepatitis B in the uk: a mathematical model for evaluating costs and effectiveness of immunization programmes. *Epidemiology & Infection*, 116(1):71–89, 1996.
- [48] R. Williams. Global challenges in liver disease. *Hepatology*, 44(3):521–526, 2006.
- [49] Y. Xu and Z. He. Existence and uniqueness results for cauchy problem of variable-order fractional differential equations. *Journal of Applied Mathematics and Computing*, 43:295–306, 2013.
- [50] M. Yavuz, F. Özköse, M. Susam, and M. Kalidass. A new modeling of fractional-order and sensitivity analysis for Hepatitis-B disease with real data, fractal fractional, 7 (2023), 165.
- [51] T. Zhang, K. Wang, and X. Zhang. Modeling and analyzing the transmission dynamics of hbv epidemic in Xinjiang, China. *PloS one*, 10(9):e0138765, 2015.
- [52] S. Zhao, Z. Xu, and Y. Lu. A mathematical model of Hepatitis B virus transmission and its application for vaccination strategy in China. *International journal of epidemiology*, 29(4):744–752, 2000.
- [53] L. Zou, W. Zhang, and S. Ruan. Modeling the transmission dynamics and control of Hepatitis B virus in China. *Journal of theoretical biology*, 262(2):330–338, 2010.