

CaseGNN++: Graph Contrastive Learning for Legal Case Retrieval with Graph Augmentation

YANRAN TANG, The University of Queensland, Australia

RUIHONG QIU, The University of Queensland, Australia

YILUN LIU, The University of Queensland, Australia

XUE LI, The University of Queensland, Australia

ZI HUANG, The University of Queensland, Australia

Legal case retrieval (LCR) is a specialised information retrieval task that aims to find relevant cases to a given query case. LCR holds pivotal significance in facilitating legal practitioners in finding precedents. Most of existing LCR methods are based on traditional lexical models and language models, which have gained promising performance in retrieval. However, the domain-specific structural information inherent in legal documents is yet to be exploited to further improve the performance. Our previous work CaseGNN [57] successfully harnesses text-attributed graphs and graph neural networks to address the problem of legal structural information neglect. Nonetheless, there remain two aspects for further investigation: (1) The underutilization of rich edge information within text-attributed case graphs limits CaseGNN to generate informative case representation. (2) The inadequacy of labelled data in legal datasets hinders the training of CaseGNN model. In this paper, CaseGNN++, which is extended from CaseGNN, is proposed to simultaneously leverage the edge information and additional label data to discover the latent potential of LCR models. Specifically, an edge feature-based graph attention layer (EUGAT) is proposed to comprehensively update node and edge features during graph modelling, resulting in a full utilisation of structural information of legal cases. Moreover, a novel graph contrastive learning objective with graph augmentation is developed in CaseGNN++ to provide additional training signals, thereby enhancing the legal comprehension capabilities of CaseGNN++ model. Extensive experiments on two benchmark datasets from COLIEE 2022 and COLIEE 2023 demonstrate that CaseGNN++ not only significantly improves CaseGNN but also achieves supreme performance compared to state-of-the-art LCR methods. Code has been released on <https://github.com/yanran-tang/CaseGNN>.

CCS Concepts: • **Information systems** → **Specialized information retrieval**.

Additional Key Words and Phrases: Information Retrieval, Legal Case Retrieval, Graph Neural Networks

ACM Reference Format:

Yanran Tang, Ruihong Qiu, Yilun Liu, Xue Li, and Zi Huang. 2024. CaseGNN++: Graph Contrastive Learning for Legal Case Retrieval with Graph Augmentation. *J. ACM*, (May 2024), 23 pages. <https://doi.org/XXXXXXX.XXXXXXX>

1 INTRODUCTION

Legal case retrieval (LCR), a specialised information retrieval task, refers to the task of finding relevant case in the large case databases. Given a query case, judges or lawyers need to find relevant

Authors' addresses: Yanran Tang, yanran.tang@uq.edu.au, The University of Queensland, Brisbane, Australia; Ruihong Qiu, r.qiu@uq.edu.au, The University of Queensland, Brisbane, Australia; Yilun Liu, yilun.liu@uq.edu.au, The University of Queensland, Brisbane, Australia; Xue Li, xueli@eecs.uq.edu.au, The University of Queensland, Brisbane, Australia; Zi Huang, helen.huang@uq.edu.au, The University of Queensland, Brisbane, Australia.

Permission to make digital or hard copies of all or part of this work for personal or classroom use is granted without fee provided that copies are not made or distributed for profit or commercial advantage and that copies bear this notice and the full citation on the first page. Copyrights for components of this work owned by others than the author(s) must be honored. Abstracting with credit is permitted. To copy otherwise, or republish, to post on servers or to redistribute to lists, requires prior specific permission and/or a fee. Request permissions from permissions@acm.org.

© 2024 Copyright held by the owner/author(s). Publication rights licensed to ACM.

ACM 0004-5411/2024/5-ART

<https://doi.org/XXXXXXX.XXXXXXX>

cases from tens of thousands of case files when there is no retrieval tool. In recent years, LCR tools have significantly streamlined this process, enabling swift and effective retrieval of relevant cases. Moreover, LCR tools also provide a convenient way for individuals who have legal consultation need but lack sufficient money for expensive legal consulting services.

Existing LCR models can be classified into two types: lexical retrieval models and language models (LM). Traditional lexical retrieval models, including BM25 [51], TF-IDF [22] and LMIR [42], calculate the similarity score between cases with term frequency. Recently, LM [1, 2, 7, 9, 10, 26, 28, 33, 48, 53, 63, 65, 68, 74] rely on pre-trained models to encode a case into case representation for nearest neighbour search to retrieve its relevant cases. Specifically, considering the complex structure of legal texts, different case similarity matching strategies such as sentence [73], paragraph [53] and whole-case [26] are utilised in LCR LMs.

However, important legal structural information is neglected in LM-based LCR models for only using raw text to generate the high dimensional representation of cases then measuring the similarity score between them. According to the natural legal relationship between legal cases, the case structural information refers to the relationships among legal elements within a legal case, such as parties, crime activities and evidences. Therefore, in our previous work, CaseGNN [57] is proposed to leverage the informative legal structural relationship to improve the LCR accuracy. Firstly, the legal structural information of cases is extracted as relation triplets by Named Entity Recognition and Relation Extraction tools. Then, the extracted relation triplets is encoded by LMs, which is used to generate the Text-Attributed Case Graph (TACG). With the constructed TACG, a CaseGNN framework is proposed by employing the Edge Graph Attention Layer (EdgeGAT) and a Readout function to generate the final case representation. Finally, to train the CaseGNN model, a contrastive learning loss is designed to capture the training signal from both easy and negative samples.

Although CaseGNN exploits the legal structural information that is neglected in the lexical LCR models and LMs, two aspects remain unexplored, hindering the accuracy and effectiveness of LCR. (1) **Underutilization of edge information:** CaseGNN only focuses on updating node features during graph modelling, thereby neglecting the rich informative edge features inherent in the TACG. The edges of TACG refer to the relation between nodes, which indicates the legal relation information between the legal entities that are crucial for precisely generating the case representation via graph neural network models. (2) **Inadequacy of labelled data:** The training process of the CaseGNN model suffers from a scarcity of labelled data, a challenge aggravated by the limited availability of legal sources and the high cost of labelling legal datasets. Since the labelling work of legal dataset usually needs to be conducted by legal experts such as judges, lawyers and legal professors, it is very expensive for both the labelling time and financial expenditure.

To overcome the identified shortcomings of CaseGNN, an enhanced framework CaseGNN++ is proposed in this paper to extend CaseGNN in a more accurate and effective manner. Firstly, the CaseGNN++ collaboratively exploits both the node and edge features in TACG to generate comprehensive case representations. Furthermore, to address the challenge of insufficient training data, graph contrastive learning with graph augmentation is utilised to provide additional training signals to improve the understanding ability of CaseGNN++. Empirical experiments are conducted on two benchmark datasets COLIEE 2022 [16] and COLIEE 2023 [17], which demonstrates that CaseGNN++ not only outperforms the original CaseGNN model, but also achieves state-of-the-art performance in LCR task. The main contributions of this paper are summarised as follows:

- A CaseGNN++ framework is proposed to overcome the weaknesses of CaseGNN to improve the retrieval accuracy and effectiveness by exploiting edge information and providing additional training signals.

- A GNN layer called Edge-updated Graph Attention Layer (EUGAT) is designed to update both node and edge features. The mechanism of simultaneously updating node and edge features helps to generate a comprehensive case representation for model training.
- A graph contrastive learning (GCL) objective is developed, along with a graph augmentation strategy to provide additional training signals to train CaseGNN++ for improved legal comprehension capabilities.
- Extensive experiments conducted on two benchmark datasets demonstrate an improved performance of CaseGNN++ compared to CaseGNN and the supreme performance of CaseGNN++ compared to other state-of-the-art LCR methods.

2 RELATED WORK

In this section, the related work will be reviewed in detail from three aspects that related to this paper, which are legal case retrieval, graph neural networks and graph contrastive learning.

2.1 Legal Case Retrieval Models

As a specialised information retrieval (IR) task, the existing methods of LCR can be categorised into two streams as IR task: statistical retrieval models [22, 42, 51] and language models [23, 41, 43, 50]. In LCR task, TF-IDF [22], BM25 [51] and LMIR [42] are the statistical models that frequently used, which are all based on calculating the text matching score by utilising term frequency and inverse document frequency of words in legal case. General LMs [12, 13, 30, 40] are highly used for LCR task by using LMs to encode the case into representative embeddings for the powerful language understanding ability of LMs [1, 2, 4–7, 9, 10, 28, 29, 33, 48, 55, 60, 63, 65, 68, 71, 73, 74, 76]. Specifically, Law2Vec [10] utilises a large number of English legal corpus to train a Word2Vec [37] model to get legal word embeddings. Besides, Lawformer [68] leverages Chinese legal documents to pre-train a longformer [8] based model into a Chinese specific legal language model. MVCL [65] exploits a contrastive learning model with case-view and element-view strategies to enhance the understanding ability of the model and improve the performance of relevant case retrieval task. And CL4LJP [74] combines three different levels contrastive learning objectives that includes article-level, charge-level and label-aware level to jointly train the legal judgment prediction model. To tackle the long text problem in legal domain, BERT-PLI [53] divides cases into paragraphs and calculates the similarity between two paragraphs while SAILER [26] directly truncates the case text to cope with the input limit of LM. PromptCase [56] proposes a prompt-based encoding scheme with two important legal facts and legal issues to address the lengthy problem. CaseLink [58] utilises the intrinsic case connectivity relationships among cases with graph neural networks to improve the retrieval accuracy.

2.2 Graph Neural Networks

GNN models can effectively capture the structural information from graph data [19, 25, 31, 32, 45–47, 62]. To further utilise the edge information, SCENE [39] proposed a GNN layer that can deal with the edge weights. Recently, text-attributed graph are widely used for the capacity of combining both the text understanding ability of LMs and the structural information of graphs, such as TAPE [21], G2P2 [66] and TAG [27]. Specifically, TAPE [21] exploits large language models to improve the representation learning of text-attributed graphs by prompting large language models to get the textual information as features for GNNs. While G2P2 [66] simultaneously trains a text encoder and a graph encoder together by three contrastive objectives. TAG [27] proposes a prompt-based and graph-based module that can be directly used for zero-shot node classification task. GNNs also have been applied to many applications [31, 32, 44–47].

There are three existing graph-based legal understanding methods, LegalGNN [70] for legal case recommendation while SLR [35] and CFGL-LCR [75] for LCR. Both methods utilise an external legal knowledge database, such as legal concepts and charges, to construct a knowledge graph with human knowledge while encoding legal cases with general LMs. Our proposed CaseGNN and CaseGNN++ are different from these two methods that there is no external knowledge and the encoding of a case actually uses the structural information from the case itself.

2.3 Graph Contrastive Learning

Contrastive learning, a self-supervised learning method, focuses on learning the feature representation by bringing the positive samples closer while pushing the negative samples away [18, 38]. Contrastive learning is widely used in computer vision task [11, 20], natural language processing task [15, 36, 67], and information retrieval task [69, 77] for providing additional training signals to train the model instead of extra annotation.

Recently, contrastive learning is also applied in graph domain to fully leverage the graph structural information and explore the unlabelled graph data. The main difference between contrastive learning in the graph domain and other domains is the augmentation methods of graphs focusing on the aspects of graph structure such as node, edge or subgraph, where other domains have no graph structure. Specifically, there are various graph augmentation methods used for graph contrastive learning. Edge dropping is firstly proposed by Rong et al [52] to remove a certain portion of edges from the original graph. Similarly, node dropping [14, 72] refers to removing nodes with a certain probability. Besides of the graph structure augmentation such as removing nodes and edges, graph feature masking [59, 72] is also a popular graph augmentation method to perform efficient graph augmenting or corrupting by randomly mask the features of nodes or edges. Considering graph can be divided into subgraph, another graph augmentation approach called subgraph cropping is to crop out subgraphs from the original graph then use the subgraph itself or the remaining graph as samples for contrastive learning (e.g., [64, 72]).

3 PRELIMINARY

In the following, a bold lowercase letter denotes a vector, a bold uppercase letter denotes a matrix, a lowercase letter denotes a scalar or a sequence of words, and a scripted uppercase letter denotes a set.

3.1 Task Definition

In legal case retrieval, given the query case q , and the set of n candidate cases $D = \{d_1, d_2, \dots, d_n\}$, our task is to retrieve a set of relevant cases $D^* = \{d_i^* | d_i^* \in D \wedge \text{relevant}(d_i^*, q)\}$, where $\text{relevant}(d_i^*, q)$ denotes that d_i^* is a relevant case of the query case q . The relevant cases are called precedents in legal domain, which refer to the historical cases that can support the judgement of the query case.

3.2 Graph Neural Networks

Graph: A graph is denoted as $G = (V, E)$, where a node v with feature $\mathbf{x}_v \in \mathbb{R}^d$ for $v \in V$, and an edge with feature $\mathbf{e}_{uv} \in \mathbb{R}^d$ for $e \in E$ between node u and v .

Graph Neural Networks: GNNs utilise node features, edge features, and the graph structure to learn representations for nodes, edges and the graph. Most GNNs use iterative neighbourhood aggregation to calculate the representations. After $l-1$ iterations of aggregation, the output features of a node v after l -th layer is:

$$\mathbf{h}_v^l = \text{Map}^l(\mathbf{h}_v^{l-1}, \text{Agg}(\mathbf{h}_v^{l-1}, \mathbf{h}_u^{l-1}, \mathbf{h}_{e_{uv}}) : u \in N(v)), \quad (1)$$

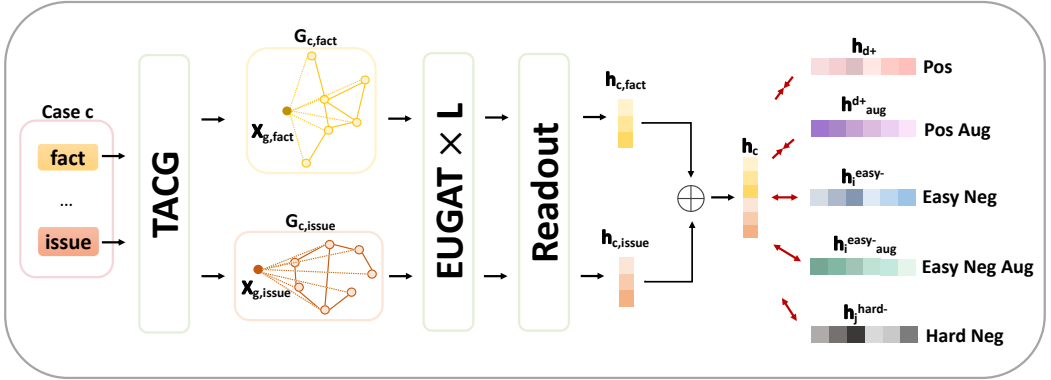


Fig. 1. The framework of CaseGNN++. Given legal case c , the legal fact and the legal issue sections are converted into TACG based on information extraction and text encodings. The TACG is processed by L layers of EUGAT and a Readout function to obtain an overall case graph representation. The whole framework is trained with the contrastive loss with positive, negative and augmented samples.

where $\mathbf{h}_v^l \in \mathbb{R}^d$ is the node representation of v at l th layer, $\mathbf{h}_{e_{uv}} \in \mathbb{R}^d$ is the edge representation between node u and v , and $N(v)$ is the neighbour node set of node v . Specially, the input of the first layer is initialised as $\mathbf{h}_v^0 = \mathbf{x}_v$. Agg and Map are two functions that can be formed in different ways, where Agg performs aggregation to the neighbour node features and edge features while Map utilises the node self features and the neighbour features together for mapping node v to a new feature vector. To generate a graph representation \mathbf{h}_G , a Readout function is used to transform all the node features:

$$\mathbf{h}_G = \text{Readout}(G). \quad (2)$$

4 METHOD

In this section, the CaseGNN++ framework will be introduced in detail. Firstly, a thorough TACG generation process includes information extraction and graph construction are introduced in Section 4.1. With the constructed case graphs, the edge-updated graph attention layer (EUGAT) in Section 4.2 is applied to perform both node and edge feature updates. Then the Readout function in Section 4.3 is proposed to generate the final case graph representation. Based on the graph representation, the graph contrastive learning objective with graph augmentation in Section 4.5 is used for training CaseGNN++ model.

4.1 Text-Attributed Case Graph

Text-Attributed Case Graph (TACG) aims to convert the unstructured case text into a graph. To construct a TACG, the structure and the features of the graph will be obtained by using information extraction tools and language models.

4.1.1 Information Extraction. To leverage the legal structural information for graph construction, named entity recognition tool and relation extraction tool are used for information extraction. From the legal perspective, the determining factor of relevant cases is the alignment of *legal fact* and *legal issue* [56]. Specifically, legal fact is a basic part of a case that describe “who, when, what, where and why” while legal issue is the legal disputes between parties of a case and need to be settled by judges [56]. The details of generating legal fact and legal issue can be found in PromptCase [56]. Therefore, in this paper, the important legal structural information refers to the

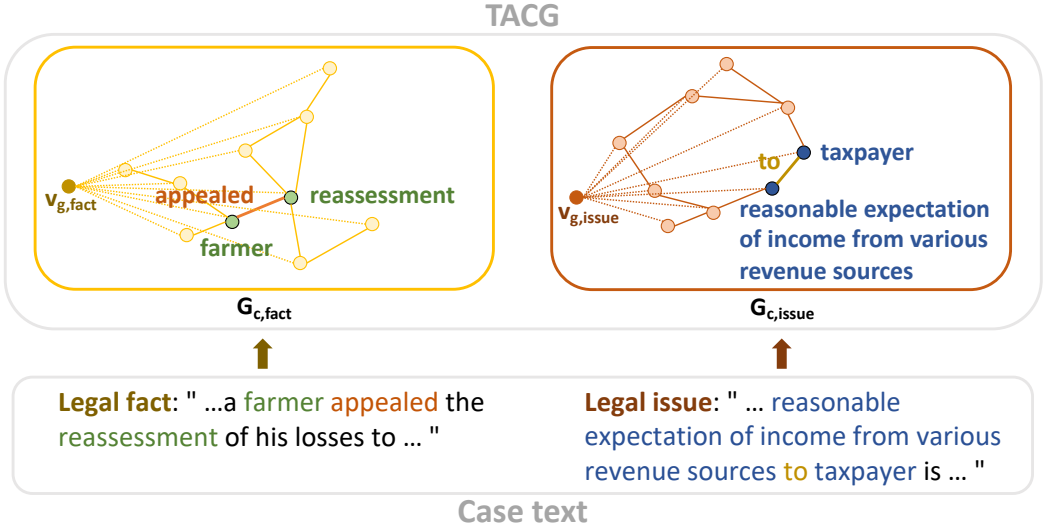


Fig. 2. The constructed TACG including legal fact graph, $G_{c,fact}$ and legal issue graph, $G_{c,issue}$ of an example case.

relation triplets that generated from legal fact and legal issue, which are extracted from a case text using the PromptCase framework [56]. For example, in COLIEE datasets collected from the federal court of Canada [16, 17], a triplet example is extracted as (*applicant*, *is*, *Canadian*) from a sentence “The applicant is a Canadian.” in legal fact of a case, where *applicant* denotes the “who” and *is*, *Canadian* refers to the “what” in the case. After conducting information extraction, a set of triplets $R = \{(h, r, t)_{i=1:n}\}$ can be obtained, where h is the head entity, t is the tail entity, r is the relation between h and t , and n is the number of triplets in a case.

4.1.2 Graph Construction. With the extracted set of triplets, the graph construction is to convert these triplets into a case graph. For a legal case c and its triplet set $R_{c,fact}$ and $R_{c,issue}$ respectively for its *legal fact* and *legal issue*, the TACG is constructed as $G_{c,fact} = (V_{c,fact}, E_{c,fact})$ and $G_{c,issue} = (V_{c,issue}, E_{c,issue})$. For $G_{c,fact}$, $V_{c,fact}$ includes the set of nodes of all head and tail entities h and t in $R_{c,fact}$ as v_h and v_t , and $E_{c,fact}$ includes the set of edges corresponding to the relations r from head entity h to tail entity t in $R_{c,fact}$ as $e_{v_h v_t}$. The same construction process is applied to the $G_{c,issue}$ for the legal issue. Additionally, for both the legal fact graph and the legal issue graph of a case, two virtual node $v_{g,fact}$ and $v_{g,issue}$ that representing the global textual semantics are added to fact graph and issue graph respectively. To help propagate the global information in the graph representation learning, this virtual global node is connected to every node in the graph. The detailed illustration of the TACG is demonstrated in Fig. 2.

4.1.3 Text Attribute. In the case graph above with the extracted entities as nodes and relations as edges, the node and edge features are obtained by using language models encoding of the text in nodes and edges. For node u , node v , and edge e_{uv} in the case, the text attribute encoding is

processed as:

$$\mathbf{x}_u = \text{LM}(t_u); \quad (3)$$

$$\mathbf{x}_v = \text{LM}(t_v); \quad (4)$$

$$\mathbf{x}_{e_{uv}} = \text{LM}(t_{e_{uv}}), \quad (5)$$

where $t_u, t_v, t_{e_{uv}}$ is the text of node u , node v and edge e_{uv} respectively, and LM is a pre-trained language model, such as BERT [13], SAILER [26] or PromptCase [56]. $\mathbf{x}_u \in \mathbb{R}^d$, $\mathbf{x}_v \in \mathbb{R}^d$, and $\mathbf{x}_{e_{uv}} \in \mathbb{R}^d$ are the output of text-attributed encoding and serve as the feature vector of node u , v and edge e_{uv} . For the virtual global nodes $v_{g,\text{fact}}$ and $v_{g,\text{issue}}$, the node feature is the whole text encodings of the legal fact and legal issue extracted by using PromptCase [56] from a case respectively. The feature of the edge between the virtual global node and other nodes such as entity u will directly reuse the feature of other nodes u in the TACG to simplify the feature extraction:

$$\mathbf{x}_{v_{g,\text{fact}}} = \text{LM}(t_{\text{fact}}); \quad (6)$$

$$\mathbf{x}_{e_{uv_{g,\text{fact}}}} = \mathbf{x}_u; \quad (7)$$

$$\mathbf{x}_{v_{g,\text{issue}}} = \text{LM}(t_{\text{issue}}); \quad (8)$$

$$\mathbf{x}_{e_{uv_{g,\text{issue}}}} = \mathbf{x}_u. \quad (9)$$

4.2 Edge-updated Graph Attention Layer

After obtaining the text-attributed features of nodes and edges, an edge-updated graph attention layer (EUGAT) is proposed to encode the TACG into informative case representation, which includes different node feature update and edge feature update schemes respectively.

4.2.1 Node Feature Update. For node feature update, a self-attention module will be used to aggregate the nodes and its neighbour nodes and edges information to an informative representation. Moreover, to avoid over-smoothing, a residual connection is added. As previous study shows, multi-head attention has better performance than original attention[61]. According to multi-head attention mechanism, the update of node v with K attention heads is defined as:

$$\mathbf{h}'_v = \mathbf{h}_v + \text{Avg} \left(\sum_{k=1:K} \alpha^k (\mathbf{W}_n^k \cdot \mathbf{h}_u + \mathbf{W}_e^k \cdot \mathbf{h}_{e_{uv}}) \right), \quad (10)$$

where $\mathbf{h}'_v \in \mathbb{R}^{d'}$ is the updated node feature, and Avg means the average of the output vectors of K heads. Specially, the input of the first EUGAT layer is initialised as $\mathbf{h}_v = \mathbf{x}_v$, $\mathbf{h}_u = \mathbf{x}_u$ and $\mathbf{h}_{e_{uv}} = \mathbf{x}_{e_{uv}}$. All the weight matrices \mathbf{W} are in $\mathbb{R}^{d' \times d}$. Specifically, \mathbf{W}_n is the neighbour node update weight matrix and \mathbf{W}_e is the edge update weight matrix respectively. α^k is the attention weight in the attention layer as:

$$\alpha^k = \text{Softmax}(\text{LeakyReLU}(\mathbf{w}_{\text{att},n}^k \cdot [\mathbf{W}_n^k \cdot \mathbf{h}_v \parallel \mathbf{W}_n^k \cdot \mathbf{h}_u \parallel \mathbf{W}_e^k \cdot \mathbf{h}_{e_{uv}}])), \quad (11)$$

where Softmax is the softmax function, LeakyReLU is the non-linear function, $\mathbf{w}_{\text{att},n}^k \in \mathbb{R}^{3d'}$ is the node weight vector of attention layer and \parallel denotes concatenation of vectors.

4.2.2 Edge Feature Update. In CaseGNN++, the edge features are updated in every GNN layer instead only updating the node features in CaseGNN. For the update of edge e_{uv} that between node u and node v with K attention heads is defined as:

$$\mathbf{h}'_{e_{uv}} = \mathbf{h}_{e_{uv}} + \text{Avg} (\text{LeakyReLU}(\mathbf{w}_{\text{att},e}^k \cdot [\mathbf{W}_n^k \cdot \mathbf{h}_v \parallel \mathbf{W}_e^k \cdot \mathbf{h}_{e_{uv}} \parallel \mathbf{W}_n^k \cdot \mathbf{h}_u])), \quad (12)$$

where $\mathbf{h}'_{e_{uv}} \in \mathbb{R}^{d'}$ is the updated edge feature, and Avg means the average of the output vectors of K heads. All the weight matrices \mathbf{W} are in $\mathbb{R}^{d' \times d}$. Specifically, \mathbf{W}_n is the neighbour node update weight matrix and \mathbf{W}_e is the edge update weight matrix that are the same matrices used in Equation 10 and Equation 11, $\mathbf{w}_{\text{att},e}^k \in \mathbb{R}^{3d'}$ is the edge weight vector of attention layer.

4.3 Readout Function

With the updated node and edge representations of the legal fact graph $G_{c,\text{fact}}$ and legal issue graph $G_{c,\text{issue}}$, a graph Readout function is proposed to generate case graph representation for the legal fact and legal issue, which is defined as:

$$\mathbf{h}_{c,\text{fact}} = \text{Readout}(G_{c,\text{fact}}), \quad (13)$$

$$\mathbf{h}_{c,\text{issue}} = \text{Readout}(G_{c,\text{issue}}), \quad (14)$$

where Readout is an aggregation function to output an overall representation in the graph level, such as max pooling, sum pooling, attention pooling, etc. For example, average pooling is a popular Readout function in graph neural networks, which averages all the node embeddings of the graph as follows:

$$\mathbf{h}_{c,\text{fact}} = \text{Avg}(\mathbf{h}_{v_i} | v_i \in V_{c,\text{fact}}), \quad (15)$$

$$\mathbf{h}_{c,\text{issue}} = \text{Avg}(\mathbf{h}_{v_i} | v_i \in V_{c,\text{issue}}). \quad (16)$$

In addition, since the virtual global node has already been in TACG and is connected to every node in the graph, the updated virtual global node feature vector \mathbf{h}_{v_g} can be considered as the final representation of the case graph for its fully graph connectivity property. Therefore, in the design of CaseGNN++ model, the Readout function in Equation 13 and Equation 14 is realised by simply using the representation of the global node:

$$\mathbf{h}_{c,\text{fact}} = \mathbf{h}_{v_g,\text{fact}}, \quad (17)$$

$$\mathbf{h}_{c,\text{issue}} = \mathbf{h}_{v_g,\text{issue}}. \quad (18)$$

Finally, the case graph representation $\mathbf{h}_c \in \mathbb{R}^{2d'}$ is the concatenation of legal fact graph representation $\mathbf{h}_{c,\text{fact}}$ and legal issue graph representation $\mathbf{h}_{c,\text{issue}}$:

$$\mathbf{h}_c = \mathbf{h}_{c,\text{fact}} \parallel \mathbf{h}_{c,\text{issue}}. \quad (19)$$

4.4 Graph Augmentation

Graph augmentation is utilised in this paper to generate more positive and negative samples for graph contrastive learning. To effectively obtain the augmented graph while reserving the informative legal structure information, the graph augmentation methods of edge dropping and feature masking are leveraged for graph contrastive learning during the training process.

4.4.1 Edge Dropping. Edge dropping is a popular graph augmentation method that randomly drop the edges of the original graph as a new graph. Given a case graph G_c , the edge dropping augmentation graph is denoted as $G_{c,\text{drop}}$, where the adjacency matrices of G_c and $G_{c,\text{drop}}$ is defined as:

$$\mathbf{A}_{c,\text{drop}} = \mathbf{M} \odot \mathbf{A}_c, \quad (20)$$

where $\mathbf{A}_c \in \mathbb{R}^{n \times n}$ is the adjacency matrix of the graph G_c . $\mathbf{M} \in \{0, 1\}^{n \times n}$ is a binary mask matrix that acts on the adjacency matrix for edge dropping, which generates the adjacency matrix $\mathbf{A}_{c,\text{drop}} \in \mathbb{R}^{n \times n}$ for augmented graph. Specifically, $\mathbf{M}_{i,j} = \text{Bernoulli}(\epsilon)$, where $\epsilon \in (0, 1)$ refers to the drop rate hyperparameter and \odot indicates the Hadamard product (also known as element-wise product).

4.4.2 Feature Masking. Another popular graph augmentation method called feature masking is also leveraged for training in this paper. Specifically, to mask the node and edge features in a graph, the column of node and edge feature tensors will be masked in a probability $p_{\text{node}} \in (0, 1)$ and $p_{\text{edge}} \in (0, 1)$ respectively, which are two hyperparameters for training.

4.5 Graph Contrastive Learning Objective Function

Contrastive learning is a tool that aims at pulling the positive samples closer while pushing the negative samples far away to provide the training signal for training [26, 65, 74]. To train the CaseGNN++ model for the LCR task, it is required to distinguish the relevant cases from irrelevant cases given a large case pool, which corresponds to the goal of contrastive learning. Therefore, in this paper, given a query case q and a set of candidate case D that includes both relevant cases d^+ and irrelevant cases d^- , the objective function is defined as a contrastive loss:

$$\ell = -\log \frac{e^{(s(h_q, h_{d^+}))/\tau} + e^{(s(h_q, h_{d_{aug}^+}))/\tau}}{e^{(s(h_q, h_{d^+}))/\tau} + e^{(s(h_q, h_{d_{aug}^+}))/\tau} + \sum_{i=1}^n e^{(s(h_q, h_{d_i^{easy-}}))/\tau} + \sum_{i=1}^n e^{(s(h_q, h_{d_{i,aug}^{easy-}}))/\tau} + \sum_{j=1}^m e^{(s(h_q, h_{d_j^{hard-}}))/\tau}}, \quad (21)$$

where s is the similarity metric such as dot product or cosine similarity, n is the number of easy negative samples, m is the number of hard negative samples, and τ is the temperature coefficient. During training, the positive samples are given by the ground truth from the dataset. The easy negative samples are randomly sampled from the whole candidate pool as well as using the in-batch samples from other queries. For the hard negative samples, it is designed to make use of harder samples to effectively guide the training. Therefore, hard negative samples are sampled based on the BM25 relevance score. If a candidate case has a high score from BM25 yet it is not a positive case, such a case is considered as a hard negative case because it has a high textual similarity to the query case while it is still not a positive case.

Specifically, in CaseGNN++ model, the graph augmentation is exploited on positive and random negative samples to obtain additional training signal to tackle the expensive and non-sufficient legal data annotation problem. In Equation 21, the augmentation graph of relevant cases d^+ is denoted as d_{aug}^+ and the augmentation graph of random negative sample d_i^{easy-} is denoted as $d_{i,aug}^{easy-}$. In this paper, during the training process of utilising graph contrastive learning, only the positive samples and easy negative samples are chosen to do augmentation. The reason for not augmenting hard negative samples is based on experimental observations. Limited hard negative samples are sufficient for training, and too many hard negative samples can result in a significant performance drop. Moreover, for each TACG, only a single augmentation method will be employed to generate an augmented graph. The rationale for not utilising multiple augmentation methods is the observed performance decline when more than one augmentation is applied simultaneously. Besides, during training, only augmented positive samples or augmented random negative samples will be utilised, which has better performance compared to using both augmented positive and random negative samples together. The overall pipeline is detailed in Fig. 1.

5 EXPERIMENTS

In this section, the following research questions (RQs) will be studied extensively to evaluate the effectiveness of the proposed CaseGNN++ model:

- RQ1: How does CaseGNN++ perform compared with other legal case retrieval models?
- RQ2: How effective are edge feature update and graph augmentation in CaseGNN++?
- RQ3: How effective is EUGAT compared with other GNNs?

Table 1. Statistics of datasets.

Datasets	COLIEE2022		COLIEE2023	
	train	test	train	test
# Query	898	300	959	319
# Candidates	4415	1563	4400	1335
# Avg. relevant cases	4.68	4.21	4.68	2.69
Avg. length (# token)	6724	6785	6532	5566
Largest length (# token)	127934	85136	127934	61965

- RQ4: How does contrastive learning help with LCR in CaseGNN++?
- RQ5: How do hyper-parameter settings affect CaseGNN++?

5.1 Setup

In setup, the detailed descriptions of two benchmark datasets, seven evaluated metrics, six LCR baselines and the experiment implementations are provided.

5.1.1 Datasets. To evaluate the proposed CaseGNN++, the experiments are conducted on two benchmark LCR datasets, COLIEE2022 [16] and COLIEE2023 [17] from the Competition on Legal Information Extraction/Entailment (COLIEE), where the cases are collected from the federal court of Canada. Given a query case, relevant cases are retrieved from the entire candidate pool. The difference between two datasets are: (1) Although the training sets have overlap, the test sets are totally different; (2) As shown in Table 1, the average relevant cases numbers per query are different, leading to different difficulties in finding relevant cases. These datasets focus on the most widely used English legal case retrieval benchmarks and CaseGNN++ can be easily extended to different languages with the corresponding information extraction tools and LMs.

5.1.2 Metrics. In this experiment, seven metrics that often utilised for evaluating information retrieval models and LCR models are leveraged to comprehensively evaluate the CaseGNN++ model. According to the previous LCR works [26, 34, 56], top 5 ranking results are evaluated and all metrics are the higher the better. The details of the seven metrics are as follows:

- **Precision (P)** measures the accuracy of the retrieval models, which is calculated as:

$$\text{Precision} = \frac{\text{TP}}{\text{TP} + \text{FP}}, \quad (22)$$

where TP is the true positives that are correctly predicted by the model and FP is the incorrectly predicted as positive by the model.

- **Recall (R)** reflects the capability of a model for not missing relevant items, which is calculated as :

$$\text{Recall} = \frac{\text{TP}}{\text{TP} + \text{FN}}, \quad (23)$$

where TP is the true positives that are correctly predicted by the model and FN is the false negatives that are incorrectly predicted as negative by the model.

- **Micro F1 (Mi-F1)** evaluates the performance of a classification model by providing a balance score between metrics of precision and recall, which is calculated as:

$$\text{Mi-F1} = 2 \times \frac{\text{Precision} \times \text{Recall}}{\text{Precision} + \text{Recall}}. \quad (24)$$

- **Macro F1 (Ma-F1)** evaluates the overall performance of multi-class classification model by averaging the F1 score of each class to get the final macro F1 score, which is calculated as:

$$\text{Ma-F1} = \frac{1}{N} \sum_{i=1}^N \text{F1}_i. \quad (25)$$

- **Mean Reciprocal Rank (MRR) @K** is commonly used to evaluate the effectiveness of retrieval models for considering the ranking position of the retrieved item, which is calculated as:

$$\text{MRR} = \frac{1}{N} \sum_{i=1}^N \frac{1}{\text{rank}_i}, \quad (26)$$

where N is the number of queries, rank_i refers to the rank position of the first label item for the i -th query.

- **Mean Average Precision (MAP) @K** measures the retrieval precision of the model by considering the separate average precision score of each query, which is calculated as:

$$\text{MAP} = \frac{1}{N} \sum_{i=1}^N \text{AP}_i, \quad (27)$$

where N is the number of queries and AP is the average precision of query i .

- **Normalized Discounted Cumulative Gain (NDCG) @K** measures the ranking quality of information retrieval models by the position of the retrieved item, where the basic premise is the highly relevant items appearing lower in the retrieved list should be penalized. The NDCG@K is calculated as:

$$\text{NDCG@K} = \frac{\text{DCG@K}}{\text{IDCG@K}}, \quad (28)$$

where DCG is the discounted cumulative gain that measures the cumulative gain of the ranked list and IDCG is ideal discounted cumulative gain, K is the top- K items of the retrieved list.

5.1.3 Baselines. According to the recent research [26, 56], six popular and state-of-the-art methods are compared as well as the competition winners:

- **BM25** [51] is a strong traditional lexical retrieval model that utilises the term frequency and inverse document frequency together to measure the relevance between query item and candidate item, which is based on another statistical retrieval model called TF-IDF [22]. The improvement of BM25 from TF-IDF is BM25 adds a average corpus length term and a document length term to avoid the impact of different document lengths to the final relevance score.
- **LEGAL-BERT** [9] is a legal corpus pre-trained language model that is pre-trained on 12 GB of diverse English legal text, which includes totally 355k legal pieces from different countries, such as UK legislation, European legislation and us court cases, etc.
- **MonoT5** [40] is a pre-trained LM that utilises T5 [49] (Text-To-Text Transfer Transformer) architecture for document ranking tasks such as text summarization, language translation, question answering, etc. The performance of MonoT5 shows its impressive text generation and language understanding ability.
- **SAILER** [26] is a legal structure-aware language model that trained for legal case retrieval task. It is pre-trained with legal case datasets by leveraging one encoder and two decoders for different parts of a case, which obtains competitive performance on LCR task.

- **PromptCase** [56] is an input reformulation method that works on language model for LCR task. PromptCase exploits two important legal features legal facts and legal issues with the prompt-based encoding scheme to simultaneously capture the key legal features and preserve legal context to retrieve relevant legal cases.
- **CaseGNN** [57] is a state-of-the-art LCR model that using graph neural network to encode the case text. CaseGNN firstly constructs a Text-Attributed Case Graph for every case to generate case representation, which is then combined with contrastive learning to train the CaseGNN model.

5.1.4 Implementation. The French text in both datasets are removed. The spaCy¹, Stanford OpenIE [3] and LexNLP² packages are used for information extraction. Two-stage experiment uses the top 10 retrieved cases by BM25 as the first stage result. The embedding size are set to 768 based on BERT. The number of EUGAT layers are set to 2 and the number of EUGAT heads are chosen from {1, 2, 4}. The training batch sizes are chosen from {16, 32, 64, 128}. The Dropout [54] rate of every layer's representation is chosen from {0.1, 0.2, 0.3, 0.4, 0.5}. Adam [24] is applied as optimiser with the learning rate chosen from {0.00001, 0.00005, 0.0001, 0.0005, 0.000005} and weight decay from {0.00001, 0.0001, 0.001}. For every query during training, the number of positive sample is set to 1; the number of randomly chosen easy negative sample is set to 1; the number of hard negative samples is chosen from {1, 5, 10, 30}. The in-batch samples from other queries are also employed as easy negative samples. SAILER [26] is chosen as the LM model to generate the text attribute of nodes and edges, which is a BERT-based model that pre-trained and fine-tuned on large corpus of legal cases. The augmentation probabilities of ϵ , p_{node} and p_{edge} in Section 4.4 are chosen from {0, 0.1, 0.3, 0.5}. During training, only augmented positive samples or augmented random negative samples will be utilised, as using both augmented positive and random negative samples together results in poor performance.

5.2 Overall Performance (RQ1)

In this experiment, the overall performance of CaseGNN and CaseGNN++ are evaluated on COLIEE2022 and COLIEE2023 by comparing with state-of-the-art models, as shown in Table 2. According to the results, CaseGNN++ achieves the best performance compared with all the baseline models in both one-stage and two-stage settings. In COLIEE2022, one-stage CaseGNN++ has a much higher performance than other two-stage methods, while in COLIEE2023, two-stage CaseGNN++ has a better performance than the one-stage setting.

For the performance of CaseGNN model, compared to the state-of-the-art performance on COLIEE2022 and COLIEE2023 in one-stage retrieval setting, CaseGNN significantly improved the LCR performance by utilising the important legal structural information with graph neural network. For the performance of CaseGNN++ in one stage setting, compared to the CaseGNN model, CaseGNN++ gained improved performance with the edge-update graph attention layer and graph contrastive learning, which verified the importance of edge information and the additional training signal for training the CaseGNN++ model. Compared with the strong baseline of traditional retrieval model BM25, CaseGNN and CaseGNN++ achieve outstanding performance. The reason of inferior performance of BM25 is because only using the term frequency will ignore the important legal semantics of a case. Specifically, CaseGNN++ model makes better use of legal structural semantics by not only updating the node features but the edge features to achieve performance improvement compared to CaseGNN. The performance of CaseGNN and CaseGNN++ also outperform LEGAL-BERT, a legal corpus pre-trained LCR model, which indicates that only using legal corpus to simply pre-trained

¹<https://spacy.io/>

²<https://github.com/LexPredict/lexpredict-lexnlp>

Table 2. Overall performance on COLIEE2022 and COLIEE2023 (%). Underlined numbers indicate the best baselines. Bold numbers indicate the best performance of all methods. Both one-stage and two-stage results are reported.

Methods	COLIEE2022						
	P@5	R@5	Mi-F1	Ma-F1	MRR@5	MAP	NDCG@5
One-stage							
BM25	<u>17.9</u>	<u>21.2</u>	<u>19.4</u>	<u>21.4</u>	23.6	25.4	33.6
LEGAL-BERT	4.47	5.30	4.85	5.38	7.42	7.47	10.9
MonoT5	0.71	0.65	0.60	0.79	1.39	1.41	1.73
SAILER	16.6	15.2	14.0	16.8	17.2	18.5	25.1
PromptCase	17.1	20.3	18.5	20.5	<u>35.1</u>	<u>33.9</u>	<u>38.7</u>
CaseGNN (Ours)	35.5±0.2	42.1±0.2	38.4±0.3	42.4±0.1	66.8±0.8	64.4±0.9	69.3±0.8
CaseGNN++ (Ours)	36.5±0.6	43.3±0.7	39.6±0.6	43.8±0.7	68.1±1.1	65.3±1.1	70.8±1.1
Two-stage							
SAILER	<u>23.8</u>	<u>25.7</u>	<u>24.7</u>	25.2	<u>43.9</u>	<u>42.7</u>	<u>48.4</u>
PromptCase	23.5	25.3	24.4	30.3	41.2	39.6	45.1
CaseGNN (Ours)	22.9±0.1	27.2±0.1	24.9±0.1	27.0±0.1	54.9±0.4	54.0±0.5	57.3±0.6
CaseGNN++ (Ours)	24.8±0.1	29.4±0.1	26.9±0.1	29.3±0.1	55.6±0.6	54.3±0.3	58.1±0.3
Methods	COLIEE2023						
	P@5	R@5	Mi-F1	Ma-F1	MRR@5	MAP	NDCG@5
One-stage							
BM25	<u>16.5</u>	<u>30.6</u>	<u>21.4</u>	<u>22.2</u>	23.1	20.4	23.7
LEGAL-BERT	4.64	8.61	6.03	6.03	11.4	11.3	13.6
MonoT5	0.38	0.70	0.49	0.47	1.17	1.33	0.61
SAILER	12.8	23.7	16.6	17.0	25.9	25.3	29.3
PromptCase	16.0	29.7	20.8	21.5	<u>32.7</u>	<u>32.0</u>	<u>36.2</u>
CaseGNN (Ours)	17.7±0.7	32.8±0.7	23.0±0.5	23.6±0.5	38.9±1.1	37.7±0.8	42.8±0.7
CaseGNN++ (Ours)	18.2±0.3	33.8±0.4	23.7±0.4	24.3±0.3	40.0±0.2	38.9±0.3	43.8±0.3
Two-stage							
SAILER	19.6	32.6	24.5	23.5	37.3	36.1	40.8
PromptCase	21.8	<u>36.3</u>	<u>27.2</u>	<u>26.5</u>	<u>39.9</u>	<u>38.7</u>	<u>44.0</u>
CaseGNN (Ours)	20.2±0.2	37.6±0.5	26.3±0.3	27.3±0.2	45.8±0.9	44.4±0.8	49.6±0.8
CaseGNN++ (Ours)	20.4±0.1	37.9±0.2	26.6±0.2	27.5±0.2	45.9±0.4	44.5±0.3	49.9±0.3

on BERT-based model is not enough for the difficult LCR task. The performances of MonoT5 model on two datasets are the poorest in the experiment, which may be for the reason that extremely long documents are not suitable to be the input of MonoT5 for it focuses on short document ranking. Although SAILER model uses the structure-aware architecture, the performances are not as good as CaseGNN and CaseGNN++, which shows that only using the structural text information to train the LCR model is not enough for the LCR task. On the contrary, both CaseGNN and CaseGNN++ leverage the structural graph information of cases and the performance of these two models show that both TACG and GNN model can largely improve the learning and understanding ability of model. Since CaseGNN and CaseGNN++ models use the fact and issue format to construct the TACG to encode a graph representation, the worse performances of PromptCase indicates the importance

Table 3. Ablation study. (%)

Methods	COLIEE2022						
	P@5	R@5	Mi-F1	Ma-F1	MRR@5	MAP	NDCG@5
PromptCase	17.1	20.3	18.5	20.5	35.1	33.9	38.7
w/o v_g	1.6±0.1	2.9±0.1	2.1±0.1	2.2±0.1	4±0.1	4.0±0.1	4.8±0.2
Avg Readout	30.5±0.5	36.2±0.6	33.1±0.5	36.8±0.5	61.3±0.4	59.0±0.1	64.6±0.5
CaseGNN	35.5±0.2	42.1±0.2	38.4±0.3	42.4±0.1	66.8±0.8	64.4±0.9	69.3±0.8
+GCL	35.5±0.3	42.2±0.4	38.6±0.3	42.5±0.6	67.1±0.7	64.6±0.1	70.2±0.5
+EUGAT	35.9±0.5	42.7±0.6	39.2±0.7	43.3±0.5	67.2±0.9	64.0±1.2	69.4±1.2
CaseGNN++	36.5±0.6	43.3±0.7	39.6±0.6	43.8±0.7	68.1±1.1	65.3±1.1	70.8±1.1

Methods	COLIEE2023						
	P@5	R@5	Mi-F1	Ma-F1	MRR@5	MAP	NDCG@5
PromptCase	16.0	29.7	20.8	21.5	32.7	32.0	36.2
w/o v_g	1.6±0.1	2.9±0.1	2.1±0.1	2.2±0.1	4.0±0.1	2.9±0.1	4.8±0.1
Avg Readout	17.6±0.4	32.6±0.7	22.8±0.5	23.6±0.4	37.7±1.0	36.6±0.7	41.7±0.5
CaseGNN	17.7±0.7	32.8±0.7	23.0±0.5	23.6±0.5	38.9±1.1	37.7±0.8	42.8±0.7
+GCL	17.7±0.1	32.9±0.2	23.0±0.1	23.7±0.2	39.1±0.3	37.8±0.2	42.9±0.2
+EUGAT	18.0±0.3	33.4±0.5	23.4±0.3	24.0±0.2	39.3±0.7	38.1±0.7	43.2±0.5
CaseGNN++	18.2±0.3	33.8±0.4	23.7±0.4	24.3±0.3	40.0±0.2	38.9±0.3	43.8±0.3

of transforming fact and issue into TACG and applying to GNN to learn an expressive case graph representation for LCR. CaseGNN++ achieves the best performance compared to all other baselines for not only utilising the important legal structural information with graph neural network but also additionally exploiting EUGAT and graph contrastive learning with graph augmentation. The outstanding performance of CaseGNN++ proves the effectiveness of edge-updated graph attention layer and the enhanced understanding ability of CaseGNN++ that trained by graph contrastive learning.

For the two-stage retrieval setting, all methods use a BM25 top10 results as the first stage retrieval and then conduct the re-ranking based on these ten retrieved cases. SAILER and PromptCase are compared since these two methods have a comparable one-stage retrieval performance. CaseGNN outperforms both SAILER and PromptCase methods in most metrics, especially those related to ranking results, such as MRR@5, MRR and NDCG@5. Moreover, CaseGNN++ performs the best in most metrics in the two-stage ranking setting. Specifically, in COLIEE2022, although CaseGNN and CaseGNN++ have a much higher performance than other baselines, CaseGNN and CaseGNN++ actually cannot benefit from a two-stage retrieval since BM25 cannot provide a higher and useful first stage ranking result. On the contrary, in COLIEE2023, all methods can benefit from the two-stage retrieval and CaseGNN++ can further improve the performance over the one-stage setting. According to our observation of COLIEE2022 and COLIEE2023, the varying performances of them in two-stage ranking setting may stem from the differing retrieval difficulties each dataset presents to the statistical model.

5.3 Ablation Study (RQ2)

The ablation study is conducted to verify the effectiveness of the graph components of CaseGNN++: (1) not using any graph, which is equivalent to PromptCase; (2) using TACG without the virtual global node (w/o v_g); (3) using the average of updated node features as case graph representation (Avg Readout); (4) CaseGNN; (5) using graph contrastive learning on CaseGNN framework (+GCL); (6) using CaseGNN with changing the GNN layer from EdgeGAT to EUGAT (+EUGAT); (7) CaseGNN++ that using GCL and EUGAT simultaneously. The experiments are conducted on both datasets and measured under all metrics. Results are reported in Table 3. Only one-stage experiments are considered.

As shown in Table 3, the CaseGNN framework with all the proposed components can significantly outperform the other variants of CaseGNN for both datasets. PromptCase utilises the text encodings of the legal fact and the legal issue to obtain the case representation, which serves as a strong baseline for LCR. The virtual global node in TACG comes from the encoding of the legal fact and the legal issue. For the w/o v_g variant, the performance is the worst that the model almost cannot learn any useful information because without the proper text encodings, the overall semantics are not effectively encoded. For the Avg Readout variant, the Readout function of CaseGNN is set to using the average node embeddings as the case graph representation. This variant is outperformed by CaseGNN because in this variant, the Readout function ignores the information in the edge features. Nevertheless, Avg Readout has a better result compared with PromptCase, which verifies that the graph structure in the case can provide useful information.

Moreover, in Table 3, the CaseGNN++ framework with the two proposed components EUGAT and GCL achieves the best performance compared to other experiments including the other variants of CaseGNN++ and CaseGNN. The performance of +GCL shows that the additional training signals and newly designed training objective can effectively improve the learning ability of CaseGNN model and achieve enhanced retrieval accuracy. The better performance of +EUGAT compared to EdgeGAT shows the effectiveness of updating edge features for a better edge representation and graph representation. The edges of TACG represent the relationships between legal entities. Identifying these relationships is crucial for locating relevant cases with analogous legal connections, as precedents often exhibit similar legal relationships. The performance of using only EUGAT surpasses that of using only GCL. This improvement may be attributed to the edge update layer, which thoroughly transforms both the edge representation and the case representation of TACG. These transformations are crucial factors in identifying relevant cases in the legal case retrieval task. Last but not least, the CaseGNN++ model achieves the best performance by combining GCL and EUGAT together, which results in a supreme performance for leveraging the improved case representation with a powerful graph contrastive learning model.

5.4 Effectiveness of GNNs (RQ3)

To validate the effectiveness of the EUGAT layer, CaseGNN++ is compared with variants of substituting EUGAT with GCN [25], GAT [62] and EdgeGAT. The experiments are conducted on both datasets and evaluated with all metrics. The results are shown in Table 4. Only one-stage experiments are considered. For a fair comparison, all variants will be trained with the proposed TACG.

As shown in the experimental results, EdgeGAT outperforms the widely used GNN models GCN and GAT. The improved performance of EdgeGAT compared to GCN and GAT is because EdgeGAT has a novel design to incorporate the edge features into the case representation calculation. These edge features are important in terms of the legal information contained in the relations between different entities extracted from the legal case. For both GCN and GAT, since these general GNN

Table 4. Effectiveness of GNNs. (%)

Methods	COLIEE2022						
	P@5	R@5	Mi-F1	Ma-F1	MRR@5	MAP	NDCG@5
GCN	21.3±0.3	25.3±0.4	23.2±0.2	26.0±0.4	46.0±0.2	44.4±0.1	49.7±0.3
GAT	29.3±0.1	34.8±0.3	31.8±0.1	35.3±0.2	59.2±0.5	56.9±0.3	62.3±0.7
EdgeGAT	35.5±0.2	42.1±0.2	38.4±0.3	42.4±0.1	66.8±0.8	64.4±0.9	69.3±0.8
EUGAT	35.9±0.5	42.7±0.6	39.2±0.7	43.3±0.5	67.2±0.9	64.0±1.2	69.4±1.2

Methods	COLIEE2023						
	P@5	R@5	Mi-F1	Ma-F1	MRR@5	MAP	NDCG@5
GCN	12.8±0.2	23.7±0.3	16.5±0.1	16.9±0.2	27.8±0.8	26.8±0.6	31.6±0.7
GAT	17.4±0.3	32.2±0.5	22.5±0.3	23.1±0.5	37.5±0.4	36.4±0.4	41.4±0.4
EdgeGAT	17.7±0.7	32.8±0.7	23.0±0.5	23.6±0.5	38.9±1.1	37.7±0.8	42.8±0.7
EUGAT	18.0±0.3	33.4±0.5	23.4±0.3	24.0±0.2	39.3±0.7	38.1±0.7	43.2±0.5

layers do not have the capability to utilise the edge information, only the node information encoded from the entities are used in the calculation, which leads to information loss of the legal case. More specifically, GAT has a better performance compared with GCN. This phenomenon is aligned with the performance gap between GAT and GCN on other general graph learning tasks because of the graph learning ability difference between GAT and GCN.

EUGAT refers to the edge-updated graph attention layer, where the edge features are updated in every layer compared to the EdgeGAT layer that only utilises the edge feature for node feature updates and the edge feature remains unchanged. The outstanding performance of EUGAT highlights the effectiveness of its novel edge update scheme. In a TACG, edges represent the legal relationships between different entities. The edge feature update strategy of EUGAT enables the CaseGNN++ model to iteratively refine the learned relation embeddings, thereby generating the most informative edge representations for the legal relationships between entities. The important edges between the node entities represent different legal relations that can finally decide the type of the cases, which plays an important role in finding relevant cases for a query case.

5.5 Effectiveness of Graph Contrastive Learning (RQ4)

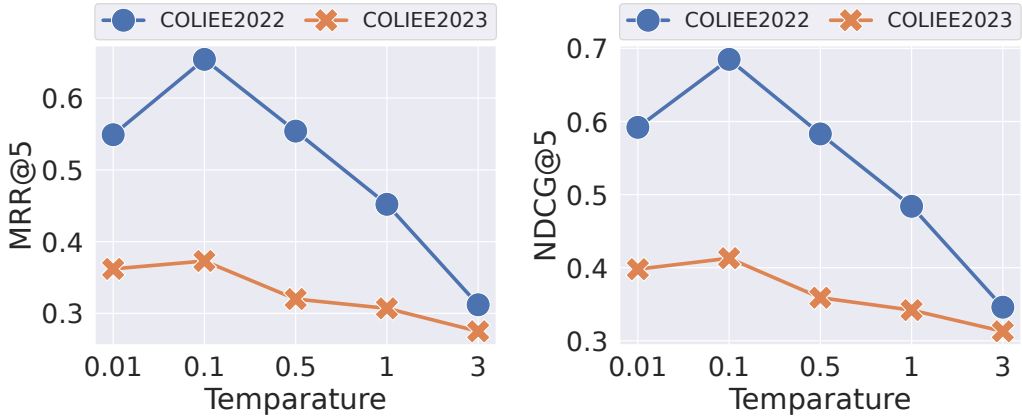
This experiment validates the effectiveness of graph contrastive learning, which involves various graph augmentation methods, including edge dropping, node feature masking, and edge feature masking. The experiments are conducted on both COLIEE2022 and COLIEE2023 and evaluated on all seven metrics in one stage setting.

As shown in Table 5, the performances of utilising graph contrastive learning with graph augmentation are better than the experiments without graph contrastive learning on both two datasets, which proves the effectiveness of graph contrastive learning to improve the understand ability of the model. Specifically, the edge drop outperforms both node feature masking and edge feature masking on both COLIEE2022 and COLIEE2023 datasets. Different from the node and edge feature masking, edge drop is a structure augmentation method, which will structurally change the graph and make bigger changes to the graph compared to only masking the feature of nodes or edges. Therefore, the outstanding performance of edge drop indicates that the more different the

Table 5. Effectiveness of Graph Contrastive Learning. (%)

Methods	COLIEE2022						
	P@5	R@5	Mi-F1	Ma-F1	MRR@5	MAP	NDCG@5
w/o GCL	35.9±0.5	42.7±0.6	39.2±0.7	43.3±0.5	67.2±0.9	64.0±1.2	69.4±1.2
w/ FeatMask-Node	36.2±0.2	43.0±0.3	39.3±0.2	43.6±0.1	67.6±0.6	64.9±0.3	70.4±0.3
w/ FeatMask-Edge	36.4±0.5	43.2±0.6	39.5±0.6	43.8±0.5	68.0±0.7	65.1±0.2	70.5±0.1
w/ EdgeDrop	36.5±0.6	43.3±0.7	39.6±0.6	43.8±0.7	68.1±1.1	65.3±1.1	70.8±1.1

Methods	COLIEE2023						
	P@5	R@5	Mi-F1	Ma-F1	MRR@5	MAP	NDCG@5
w/o GCL	18.0±0.3	33.4±0.5	23.4±0.3	24.0±0.2	39.3±0.7	38.1±0.7	43.2±0.5
w/ FeatMask-Node	18.0±0.1	33.4±0.1	23.4±0.1	24.0±0.1	39.3±0.5	38.4±0.6	43.2±0.4
w/ FeatMask-Edge	18.0±0.2	33.5±0.4	23.4±0.3	24.1±0.2	39.8±0.4	38.7±0.1	43.4±0.1
w/ EdgeDrop	18.2±0.3	33.8±0.4	23.7±0.4	24.3±0.3	40.0±0.2	38.9±0.3	43.8±0.3

Fig. 3. Parameter sensitivity for the temperature τ in the contrastive loss of CaseGNN.

augmentation graph is, the more effective training will be. The performance of edge masking is better than node masking, which may be because the edges of TACG refers to the relation between legal entities that plays an important role for legal case retrieval. And the better performance of edge feature masking compared to node feature masking can also shows the importance of updating edge feature for representative edge features to improve the retrieval accuracy.

5.6 Parameter Sensitivity (RQ5)

In this experiment, the temperature coefficient τ and the number of hard negative samples in the contrastive loss in Equation (21) are investigated for their parameter sensitivity in CaseGNN and CaseGNN++. Specifically, the result of the temperature coefficient τ in CaseGNN and CaseGNN++ are presented in Fig. 3 and Fig. 4 respectively, and the results of the number of hard negative samples are presented in Fig. 5 and Fig. 6 respectively.

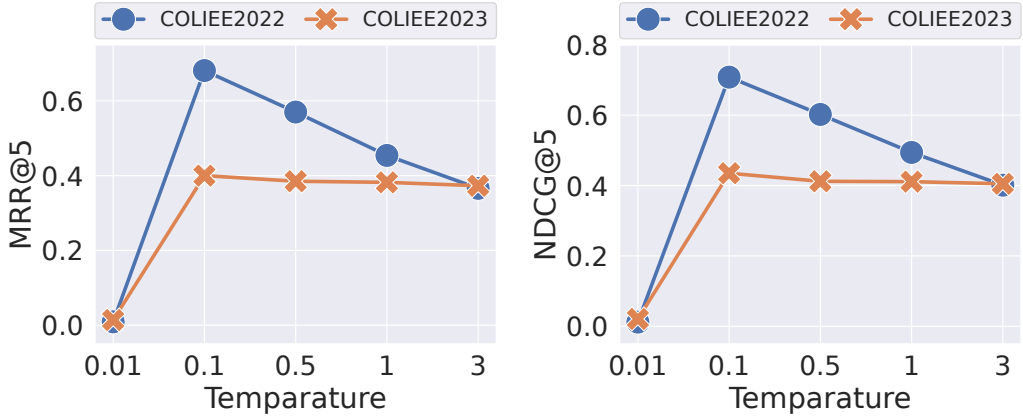


Fig. 4. Parameter sensitivity for the temperature τ in the contrastive loss of CaseGNN++.

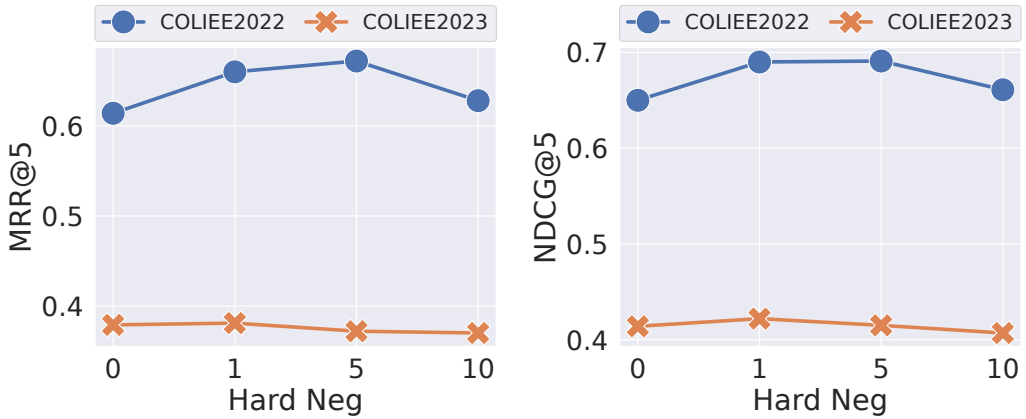


Fig. 5. Parameter sensitivity for the number of hard negative samples in the contrastive loss of CaseGNN.

5.6.1 Temperature coefficient. As shown in Fig. 3 and Fig. 4, temperature is chosen from $\{0.01, 0.1, 0.5, 1, 3\}$. For both datasets and both models, τ set to 0.1 achieves the best performance. When the temperature is too large, the similarity score will be flattened and it cannot provide sufficient training signals to the model via the contrastive loss. In the contrast, when τ is too small, it will extremely sharpen the similarity distribution, which will make the objective function neglect the less significant prediction in the output. Additionally, in CaseGNN++, when τ is too small, the performance will drop to approximately zero. With a further observation, it is found out that when τ is set to 0.01, the score of all the ranking case documents are zero, which results in failure of ranking documents and zero accuracy.

5.6.2 Number of hard negative samples. According to Fig. 5 and Fig. 6, the choice of number of hard negative samples are from $\{0, 1, 5, 10\}$. The hard negative samples are sampled from highly ranked cases by BM25 but are irrelevant cases for the query case. Different numbers of hard negative

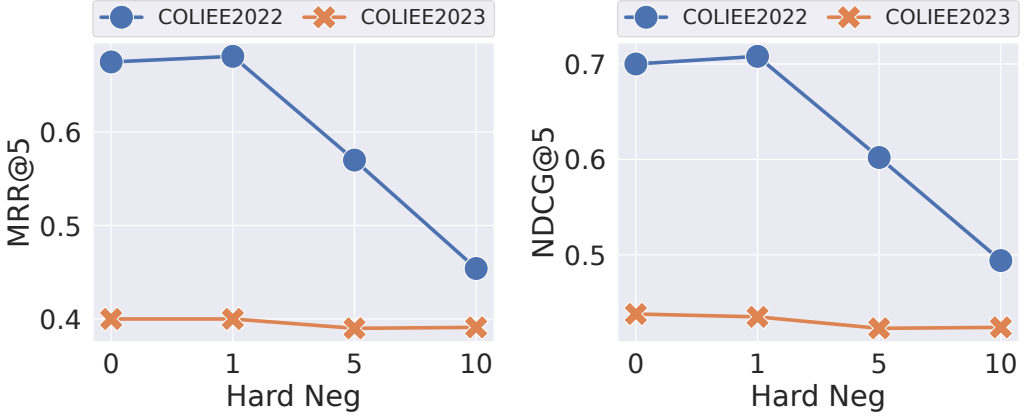


Fig. 6. Parameter sensitivity for the number of hard negative samples in the contrastive loss of CaseGNN++.

samples have different impacts to the final model. When CaseGNN is trained without hard negative samples, it will have an inferior performance compared with a proper selected number of hard negative samples. This is because hard negative samples can provide a more strict supervision signal to train the CaseGNN. The performance of CaseGNN decreases when there are too many hard negative samples, which is because the training task becomes extremely difficult and the model can barely obtain useful information from the training signals.

Similar to CaseGNN, the performance of CaseGNN++ decreases when there are too many hard negative samples. Especially in COLIEE2022, the NDCG@5 performance drops from 0.7 to 0.5 when the number of hard negative samples increases from 1 to 10. However, the performances of training without hard negative sample of CaseGNN and CaseGNN++ are different. In CaseGNN++, the performance of training without hard negative samples and the performance of training with one hard negative sample are both good. The competitive performance of training without hard negative sample in CaseGNN++ indicates that using the proposed augmented easy negative sample is more suitable than using hard negative sample for providing more informative training signals during model training process.

5.7 Case Study

To further demonstrate how the graph structure and graph contrastive learning help with the LCR task in CaseGNN and CaseGNN++, the constructed TACG is visualised in Fig. 7, where CaseGNN and CaseGNN++ successfully perform retrieval while LM-based PromptCase fails. In this visualisation, the raw texts and constructed TACGs of the legal issue in both the query case q and the ground truth candidate case $d+$, $G_{q,issue}$ and $G_{d+,issue}$ are presented. In Fig. 7, the TACG of candidate case $d+$ can link multiple entities together to generate a candidate graph that is similar to the query graph. On the contrary, from the raw texts of query case q and candidate $d+$ case on the right of Fig. 7, the corresponding language of these entities and relationships locates in different positions of case q and case $d+$, which leads to the unsuccessful retrieval of PromptCase for only using sequential LM without case structural information.

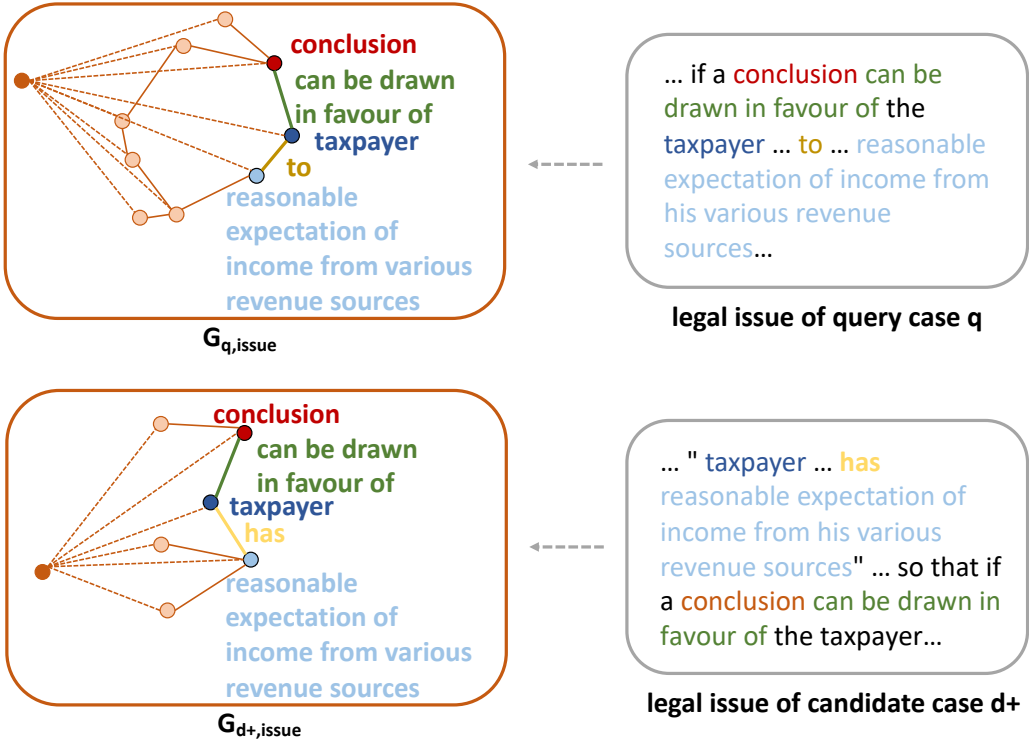


Fig. 7. TACG of a case that successfully retrieved by CaseGNN and CaseGNN++ but not by PromptCase.

6 CONCLUSION

This paper identifies two aspects remaining to be further investigated, which are the edge information neglect and the insufficient labels of legal datasets. To enhance the accuracy of legal case retrieval by addressing these issues, this paper proposes CaseGNN++, which is based on the CaseGNN model with a newly designed graph neural network and graph contrastive learning objective. An edge feature-based graph attention layer called EUGAT is designed to simultaneously update node features and especially edge features during graph modelling. Besides, a novel graph contrastive learning objective utilising graph augmentation is proposed to provide additional training signals, thereby improving the model's comprehension ability. Extensive experiments conducted on two benchmark datasets demonstrate the state-of-the-art performance and the effectiveness of CaseGNN++ compared to the CaseGNN model.

REFERENCES

- [1] Amin Abolghasemi, Suzan Verberne, and Leif Azzopardi. 2022. Improving BERT-based Query-by-Document Retrieval with Multi-task Optimization. In *ECIR*.
- [2] Sophia Althammer, Arian Askari, Suzan Verberne, and Allan Hanbury. 2021. DoSSIER@COLIEE 2021: Leveraging dense retrieval and summarization-based re-ranking for case law retrieval. *CoRR* abs/2108.03937 (2021).
- [3] Gabor Angeli, Melvin Jose Johnson Premkumar, and Christopher D. Manning. 2015. Leveraging Linguistic Structure For Open Domain Information Extraction. In *ACL*.
- [4] Arian Askari, Amin Abolghasemi, Gabriella Pasi, Wessel Kraaij, and Suzan Verberne. 2023. Injecting the BM25 Score as Text Improves BERT-Based Re-rankers. In *ECIR*.

- [5] Arian Askari, Georgios Peikos, Gabriella Pasi, and Suzan Verberne. 2022. LeiBi@COLIEE 2022: Aggregating Tuned Lexical Models with a Cluster-driven BERT-based Model for Case Law Retrieval. *CoRR abs/2205.13351* (2022).
- [6] Arian Askari and Suzan Verberne. 2021. Combining Lexical and Neural Retrieval with Longformer-based Summarization for Effective Case Law Retrieval. In *DESIREs (CEUR)*.
- [7] Arian Askari, Suzan Verberne, Amin Abolghasemi, Wessel Kraaij, and Gabriella Pasi. 2023. Retrieval for Extremely Long Queries and Documents with RPRS: a Highly Efficient and Effective Transformer-based Re-Ranker. *CoRR abs/2303.01200* (2023).
- [8] Iz Beltagy, Matthew E. Peters, and Arman Cohan. 2020. Longformer: The Long-Document Transformer. *CoRR abs/2004.05150* (2020).
- [9] Ilias Chalkidis, Manos Fergadiotis, Prodromos Malakasiotis, Nikolaos Aletras, and Ion Androutsopoulos. 2020. LEGAL-BERT: The Muppets straight out of Law School. *CoRR abs/2010.02559* (2020).
- [10] Ilias Chalkidis and Dimitrios Kampas. 2019. Deep learning in law: early adaptation and legal word embeddings trained on large corpora. *Artif. Intell. Law* 27, 2 (2019), 171–198.
- [11] Ting Chen, Simon Kornblith, Mohammad Norouzi, and Geoffrey E. Hinton. 2020. A Simple Framework for Contrastive Learning of Visual Representations. In *ICML*. 1597–1607.
- [12] Zhuyun Dai and Jamie Callan. 2019. Context-Aware Sentence/Passage Term Importance Estimation For First Stage Retrieval. *CoRR abs/1910.10687* (2019).
- [13] Jacob Devlin, Ming-Wei Chang, Kenton Lee, and Kristina Toutanova. 2019. BERT: Pre-training of Deep Bidirectional Transformers for Language Understanding. In *NAACL-HLT*.
- [14] Wenzheng Feng, Jie Zhang, Yuxiao Dong, Yu Han, Huanbo Luan, Qian Xu, Qiang Yang, Evgeny Kharlamov, and Jie Tang. 2020. Graph Random Neural Networks for Semi-Supervised Learning on Graphs. In *NeurIPS*.
- [15] Tianyu Gao, Xingcheng Yao, and Danqi Chen. 2021. SimCSE: Simple Contrastive Learning of Sentence Embeddings. In *EMNLP, Marie-Francine Moens, Xuanjing Huang, Lucia Specia, and Scott Wen-tau Yih (Eds.)*. 6894–6910.
- [16] Randy Goebel, Yoshinobu Kano, Mi-Young Kim, Maria Navas Loro, Nguyen Le Minh, Juliano Rabelo, Julien Rossi, Ken Satoh, Jaromir Savelka, Yunqiu Shao, Akira Shimazu, Satoshi Tojo, Vu Tran, Josef Valvoda, Hannes Westermann, Hiroaki Yamada, Masaharu Yoshioka, and Sabine Wehnert. 2022. Competition on Legal Information Extraction/Entailment (COLIEE).
- [17] Randy Goebel, Yoshinobu Kano, Mi-Young Kim, Maria Navas Loro, Nguyen Le Minh, Juliano Rabelo, Julien Rossi, Ken Satoh, Jaromir Savelka, Yunqiu Shao, Akira Shimazu, Satoshi Tojo, Vu Tran, Josef Valvoda, Hannes Westermann, Hiroaki Yamada, Masaharu Yoshioka, and Sabine Wehnert. 2023. Competition on Legal Information Extraction/Entailment (COLIEE).
- [18] Michael Gutmann and Aapo Hyvärinen. 2010. Noise-contrastive estimation: A new estimation principle for unnormalized statistical models. In *AISTATS*. 297–304.
- [19] William L. Hamilton, Zhitaoying, and Jure Leskovec. 2017. Inductive Representation Learning on Large Graphs. In *NeurIPS*.
- [20] Kaiming He, Haoqi Fan, Yuxin Wu, Saining Xie, and Ross B. Girshick. 2020. Momentum Contrast for Unsupervised Visual Representation Learning. In *CVPR*. 9726–9735.
- [21] Xiaoxin He, Xavier Bresson, Thomas Laurent, and Bryan Hooi. 2023. Explanations as Features: LLM-Based Features for Text-Attributed Graphs. *CoRR abs/2305.19523* (2023).
- [22] Karen Spärck Jones. 2004. A statistical interpretation of term specificity and its application in retrieval. *J. Documentation* 60, 5 (2004), 493–502.
- [23] Omar Khattab and Matei Zaharia. 2020. ColBERT: Efficient and Effective Passage Search via Contextualized Late Interaction over BERT. In *SIGIR*.
- [24] Diederik P. Kingma and Jimmy Ba. 2015. Adam: A Method for Stochastic Optimization. In *ICLR*.
- [25] Thomas N. Kipf and Max Welling. 2017. Semi-Supervised Classification with Graph Convolutional Networks. In *ICLR*.
- [26] Haitao Li, Qingyao Ai, Jia Chen, Qian Dong, Yueyue Wu, Yiqun Liu, Chong Chen, and Qi Tian. 2023. SAILER: Structure-aware Pre-trained Language Model for Legal Case Retrieval. *CoRR abs/2304.11370* (2023).
- [27] Yuexin Li and Bryan Hooi. 2023. Prompt-Based Zero- and Few-Shot Node Classification: A Multimodal Approach. *CoRR abs/2307.11572* (2023).
- [28] Bulou Liu, Yiran Hu, Yueyue Wu, Yiqun Liu, Fan Zhang, Chenliang Li, Min Zhang, Shaoping Ma, and Weixing Shen. 2023. Investigating Conversational Agent Action in Legal Case Retrieval. In *ECIR*.
- [29] Bulou Liu, Yueyue Wu, Fan Zhang, Yiqun Liu, Zhihong Wang, Chenliang Li, Min Zhang, and Shaoping Ma. 2022. Query Generation and Buffer Mechanism: Towards a better conversational agent for legal case retrieval. *Inf. Process. Manag.* (2022).
- [30] Yinhan Liu, Myle Ott, Naman Goyal, Jingfei Du, Mandar Joshi, Danqi Chen, Omer Levy, Mike Lewis, Luke Zettlemoyer, and Veselin Stoyanov. 2019. RoBERTa: A Robustly Optimized BERT Pretraining Approach. *CoRR abs/1907.11692* (2019).

- [31] Yilun Liu, Ruihong Qiu, and Zi Huang. 2023. CaT: Balanced Continual Graph Learning with Graph Condensation. *CoRR abs/2309.09455* (2023).
- [32] Yilun Liu, Ruihong Qiu, Yanran Tang, Hongzhi Yin, and Zi Huang. 2023. PUMA: Efficient Continual Graph Learning with Graph Condensation. *CoRR abs/2312.14439*.
- [33] Yixiao Ma, Qingyao Ai, Yueyue Wu, Yunqiu Shao, Yiqun Liu, Min Zhang, and Shaoping Ma. 2022. Incorporating Retrieval Information into the Truncation of Ranking Lists for Better Legal Search. In *SIGIR*.
- [34] Yixiao Ma, Yunqiu Shao, Yueyue Wu, Yiqun Liu, Ruizhe Zhang, Min Zhang, and Shaoping Ma. 2021. LeCaRD: A Legal Case Retrieval Dataset for Chinese Law System. In *SIGIR*.
- [35] Yixiao Ma, Yueyue Wu, Qingyao Ai, Yiqun Liu, Yunqiu Shao, Min Zhang, and Shaoping Ma. 2023. Incorporating Structural Information into Legal Case Retrieval. *ACM Trans. Inf. Syst.* (2023).
- [36] Yu Meng, Chenyan Xiong, Payal Bajaj, Saurabh Tiwary, Paul Bennett, Jiawei Han, and Xia Song. 2021. COCO-LM: Correcting and Contrasting Text Sequences for Language Model Pretraining. In *NeurIPS*. 23102–23114.
- [37] Tomáš Mikolov, Ilya Sutskever, Kai Chen, Gregory S. Corrado, and Jeffrey Dean. 2013. Distributed Representations of Words and Phrases and their Compositionality. In *NeurIPS*.
- [38] Andriy Mnih and Yee Whye Teh. 2012. A fast and simple algorithm for training neural probabilistic language models. In *ICML*.
- [39] Thomas Monninger, Julian Schmidt, Jan Rupperecht, David Raba, Julian Jordan, Daniel Frank, Steffen Staab, and Klaus Dietmayer. 2023. SCENE: Reasoning About Traffic Scenes Using Heterogeneous Graph Neural Networks. *IEEE Robotics Autom. Lett.* (2023).
- [40] Rodrigo Nogueira, Zhiying Jiang, Ronak Pradeep, and Jimmy Lin. 2020. Document Ranking with a Pretrained Sequence-to-Sequence Model. In *EMNLP*.
- [41] Rodrigo Frassetto Nogueira, Wei Yang, Jimmy Lin, and Kyunghyun Cho. 2019. Document Expansion by Query Prediction. *CoRR abs/1904.08375* (2019).
- [42] Jay M. Ponte and W. Bruce Croft. 2017. A Language Modeling Approach to Information Retrieval. *SIGIR* (2017).
- [43] Yifan Qiao, Chenyan Xiong, Zhenghao Liu, and Zhiyuan Liu. 2019. Understanding the Behaviors of BERT in Ranking. *CoRR abs/1904.07531* (2019).
- [44] Ruihong Qiu, Zi Huang, Tong Chen, and Hongzhi Yin. 2022. Exploiting Positional Information for Session-Based Recommendation. *ACM Trans. Inf. Syst.* 40, 2 (2022), 35:1–35:24.
- [45] Ruihong Qiu, Zi Huang, Jingjing Li, and Hongzhi Yin. 2020. Exploiting Cross-session Information for Session-based Recommendation with Graph Neural Networks. *ACM Trans. Inf. Syst.* (2020).
- [46] Ruihong Qiu, Jingjing Li, Zi Huang, and Hongzhi Yin. 2019. Rethinking the Item Order in Session-based Recommendation with Graph Neural Networks. In *CIKM*.
- [47] Ruihong Qiu, Hongzhi Yin, Zi Huang, and Tong Chen. 2020. GAG: Global Attributed Graph Neural Network for Streaming Session-based Recommendation. In *SIGIR*.
- [48] Juliano Rabelo, Mi-Young Kim, and Randy Goebel. 2022. Semantic-Based Classification of Relevant Case Law. In *JURISIN*.
- [49] Colin Raffel, Noam Shazeer, Adam Roberts, Katherine Lee, Sharan Narang, Michael Matena, Yanqi Zhou, Wei Li, and Peter J. Liu. 2020. Exploring the Limits of Transfer Learning with a Unified Text-to-Text Transformer. *J. Mach. Learn. Res.* (2020).
- [50] Nils Reimers and Iryna Gurevych. 2019. Sentence-BERT: Sentence Embeddings using Siamese BERT-Networks. In *EMNLP-IJCNLP*.
- [51] Stephen E. Robertson and Steve Walker. 1994. Some Simple Effective Approximations to the 2-Poisson Model for Probabilistic Weighted Retrieval. In *SIGIR*.
- [52] Yu Rong, Wenbing Huang, Tingyang Xu, and Junzhou Huang. 2020. DropEdge: Towards Deep Graph Convolutional Networks on Node Classification. In *ICLR*.
- [53] Yunqiu Shao, Jiaxin Mao, Yiqun Liu, Weizhi Ma, Ken Satoh, Min Zhang, and Shaoping Ma. 2020. BERT-PLI: Modeling Paragraph-Level Interactions for Legal Case Retrieval. In *IJCAI*.
- [54] Nitish Srivastava, Geoffrey E. Hinton, Alex Krizhevsky, Ilya Sutskever, and Ruslan Salakhutdinov. 2014. Dropout: a simple way to prevent neural networks from overfitting. *J. Mach. Learn. Res.* (2014).
- [55] Zhongxiang Sun, Jun Xu, Xiao Zhang, Zhenhua Dong, and Ji-Rong Wen. 2022. Law Article-Enhanced Legal Case Matching: a Model-Agnostic Causal Learning Approach. *CoRR abs/2210.11012* (2022).
- [56] Yanran Tang, Ruihong Qiu, and Xue Li. 2023. Prompt-based Effective Input Reformulation for Legal Case Retrieval. *CoRR abs/2309.02962* (2023).
- [57] Yanran Tang, Ruihong Qiu, Yilun Liu, Xue Li, and Zi Huang. 2024. CaseGNN: Graph Neural Networks for Legal Case Retrieval with Text-Attributed Graphs. In *ECIR 2024*. Springer, 80–95.
- [58] Yanran Tang, Ruihong Qiu, Hongzhi Yin, Xue Li, and Zi Huang. 2024. CaseLink: Inductive Graph Learning for Legal Case Retrieval. *CoRR abs/2403.17780* (2024).

- [59] Shantanu Thakoor, Corentin Tallec, Mohammad Gheshlaghi Azar, Mehdi Azabou, Eva L. Dyer, Rémi Munos, Petar Velickovic, and Michal Valko. 2022. Large-Scale Representation Learning on Graphs via Bootstrapping. In *ICLR*.
- [60] Vu D. Tran, Minh Le Nguyen, and Ken Satoh. 2019. Building Legal Case Retrieval Systems with Lexical Matching and Summarization using A Pre-Trained Phrase Scoring Model. In *ICAIL*.
- [61] Ashish Vaswani, Noam Shazeer, Niki Parmar, Jakob Uszkoreit, Llion Jones, Aidan N. Gomez, Lukasz Kaiser, and Illia Polosukhin. 2017. Attention is All you Need. In *NeurIPS*. 5998–6008.
- [62] Petar Velickovic, Guillem Cucurull, Arantxa Casanova, Adriana Romero, Pietro Liò, and Yoshua Bengio. 2018. Graph Attention Networks. In *ICLR*.
- [63] Thi-Hai-Yen Vuong, Hai-Long Nguyen, Tan-Minh Nguyen, Hoang-Trung Nguyen, Thai-Binh Nguyen, and Ha-Thanh Nguyen. 2023. NOWJ at COLIEE 2023 - Multi-Task and Ensemble Approaches in Legal Information Processing. *CoRR* abs/2306.04903 (2023).
- [64] Yiwei Wang, Wei Wang, Yuxuan Liang, Yujun Cai, and Bryan Hooi. 2020. GraphCrop: Subgraph Cropping for Graph Classification. *CoRR* abs/2009.10564 (2020).
- [65] Zhaowei Wang. 2022. Legal Element-oriented Modeling with Multi-view Contrastive Learning for Legal Case Retrieval. In *IJCNN*.
- [66] Zhihao Wen and Yuan Fang. 2023. Augmenting Low-Resource Text Classification with Graph-Grounded Pre-training and Prompting. In *SIGIR*.
- [67] Zhuofeng Wu, Sinong Wang, Jiatao Gu, Madian Khabsa, Fei Sun, and Hao Ma. 2020. CLEAR: Contrastive Learning for Sentence Representation. *CoRR* abs/2012.15466 (2020).
- [68] Chaojun Xiao, Xueyu Hu, Zhiyuan Liu, Cunchao Tu, and Maosong Sun. 2021. Lawformer: A pre-trained language model for Chinese legal long documents. *AI Open* 2 (2021), 79–84.
- [69] Lee Xiong, Chenyan Xiong, Ye Li, Kwok-Fung Tang, Jialin Liu, Paul N. Bennett, Junaid Ahmed, and Arnold Overwijk. 2021. Approximate Nearest Neighbor Negative Contrastive Learning for Dense Text Retrieval. In *ICLR*.
- [70] Jun Yang, Weizhi Ma, Min Zhang, Xin Zhou, Yiqun Liu, and Shaoping Ma. 2022. LegalGNN: Legal Information Enhanced Graph Neural Network for Recommendation. *ACM Trans. Inf. Syst.* (2022).
- [71] Feng Yao, Chaojun Xiao, Xiaozhi Wang, Zhiyuan Liu, Lei Hou, Cunchao Tu, Juanzi Li, Yun Liu, Weixing Shen, and Maosong Sun. 2022. LEVEN: A Large-Scale Chinese Legal Event Detection Dataset. In *ACL*.
- [72] Yuning You, Tianlong Chen, Yongduo Sui, Ting Chen, Zhangyang Wang, and Yang Shen. 2020. Graph Contrastive Learning with Augmentations. In *NeurIPS*.
- [73] Weijie Yu, Zhongxiang Sun, Jun Xu, Zhenhua Dong, Xu Chen, Hongteng Xu, and Ji-Rong Wen. 2022. Explainable Legal Case Matching via Inverse Optimal Transport-based Rationale Extraction. In *SIGIR*.
- [74] Han Zhang, Zhicheng Dou, Yutao Zhu, and Ji-Rong Wen. 2023. Contrastive Learning for Legal Judgment Prediction. *ACM Trans. Inf. Syst.* 41, 4 (2023), 25.
- [75] Kun Zhang, Chong Chen, Yuanzhuo Wang, Qi Tian, and Long Bai. 2023. CFGL-LCR: A Counterfactual Graph Learning Framework for Legal Case Retrieval. In *SIGKDD*. 3332–3341.
- [76] Haoxi Zhong, Yuzhong Wang, Cunchao Tu, Tianyang Zhang, Zhiyuan Liu, and Maosong Sun. 2020. Iteratively Questioning and Answering for Interpretable Legal Judgment Prediction. In *AAAI*.
- [77] Yujia Zhou, Zhicheng Dou, Yutao Zhu, and Ji-Rong Wen. 2021. PSSL: Self-supervised Learning for Personalized Search with Contrastive Sampling. In *CIKM*. 2749–2758.