



UNIVERSITAT
POLITÈCNICA
DE VALÈNCIA

Departamento de Comunicaciones

Economics of Integrated Sensing and Communication service provision in 6G networks

(Document NETECON132D)

Authors: Luis Guijarro,

Maurizio Naldi (LUMSA, Italy)

Vicent Pla, José Ramón Vidal

Outreach: Public

Date: May 16, 2024

Version: c

Copyright notice: "©2024 IEEE. Personal use of this material is permitted. Permission from IEEE must be obtained for all other uses, in any current or future media, including reprinting/republishing this material for advertising or promotional purposes, creating new collective works, for resale or redistribution to servers or lists, or reuse of any copyrighted component of this work in other works."

Economics of Integrated Sensing and Communication service provision in 6G networks

*

Luis Guijarro[†], Maurizio Naldi[‡], Vicent Pla[†], José-Ramón Vidal[†]
[†] Universitat Politècnica de València, [‡]LUMSA

May 16, 2024

Abstract

In Beyond5G and 6G networks, a common theme is that sensing will play a more significant role than ever before. Over this trend, Integrated Sensing and Communications (ISAC) is focused on unifying the sensing functionalities and the communications ones and to pursue direct tradeoffs between them as well as mutual performance gains. We frame the resource tradeoff between the S&C functionalities within an economic setting. We model a service provision by one operator to the users, the utility of which is derived from both S&C functionalities. The tradeoff between the resources that the operator assigns to the S&C functionalities is analyzed from the point of view of the service prices, quantities and profits. We demonstrate that equilibrium quantities and prices exist. And we provide relevant recommendations for enforcing regulatory limits of both power and bandwidth.

1 Introduction

Next-Generation wireless networks (such a beyond 5G (B5G) and 6G) have been envisioned as key enablers for many emerging applications. Among many visionary assumptions about these networks, a common theme is that sensing will play a more significant role than ever before. Indeed, the technological trends clearly show that we are ready to embrace this new sensing capability in the forthcoming B5G and 6G eras. Both radio sensing and communication systems are becoming increasingly similar in terms of hardware architectures and signal processing. This offers an exciting opportunity for implementing sensing by utilizing wireless infrastructures, in such a way that future networks will go beyond classical communication and provide ubiquitous sensing services to measure or even to image surrounding environments.

Over the above trend, Integrated Sensing and Communications (ISAC) is focused on unifying the sensing operations and the communications ones and to pursue direct tradeoffs between them as well as mutual performance gains (Tong and Zhu, 2021, Chap. 21). ISAC will offer advantages in several case studies, such as sensing as a service, smart home and in-cabin sensing, vehicle to everything, smart manufacturing, geoscience, environmental sensing and human-computer interaction (Liu et al., 2022).

*This work was supported through Grant PGC2018-094151-B-I00 and PID2021-123168NB-I00, funded by MCIN/AEI, Spain/10.13039/ 501100011033 and the European Union A way of making Europe/ERDF, and Grant TED2021-131387B-I00, funded by MCIN/AEI, Spain/ 10.13039/501100011033 and the European Union NextGenerationEU/ RTRP.

One fundamental design issue in ISAC emerges when wireless resources are shared between the sensing and the communication (S&C) functionalities, since tradeoffs between, often contradictory, S&C objectives and metrics should be solved. This is a tradeoff raised at the physical level.

The present work frames the physical tradeoff between the S&C functionalities within an economic setting, which will contribute to fill a research gap that the authors have identified, as detailed below. We model a service provision by an operator to the users, the utility of which is derived from both S&C functionalities. The tradeoff between the resources that the operator assigns to the S&C functionalities is analyzed from the point of view of the service prices, quantities and profits.

The structure of the manuscript is as follows. Section 2 describes the related work. Section 3 presents the system and economic models and states the analysis. Section 4 presents and discusses the results, and Section 5 provides the conclusions.

2 Related work

In this section, we provide a brief review of the literature of interest, considering the following three streams: the integration of communications and sensing (radar) functions in the 6G infrastructure; the economic analysis of ICT systems; the economic analysis of passive/bistatic radars.

The integration of sensing and communications functions (aka as ISAC) is a major feature of the advent of the 6G infrastructure (Wei et al., 2023; Kim et al., 2022). The feasibility of using 6G frequencies for passive radars has been examined in Lingadevaru et al. (2022). The co-habitation of different functions in the same network has posed several resource sharing problems. For example, a time-sharing discipline has been proposed and optimized in Xie et al. (2023). Signal design has been optimized in Wu et al. (2023). The optimal allocation of the overall transmitting power between the sensing and the communication tasks has been investigated in Liu et al. (2022), while the capacity-distortion trade-off in a memoryless channel has been evaluated in Kobayashi et al. (2018). In all these works, optimization is achieved just under a technical performance viewpoint with no economic considerations. A high-level analysis of the 6G network infrastructure and its cost drivers (coverage and antennas, backhaul, spectrum and edge computing units) is conducted in Kokkinis et al. (2023) for some use cases, where sensing is, however, not considered.

On the other hand, the economic analysis of communications services has a long history (see, e.g., the most recent papers Guijarro et al. (2021); Flamini and Naldi (2023) and the textbooks Courcoubetis and Weber (2003); Maillé and Tuffin (2014)).

There is not an equivalent history in radar systems, which have traditionally been designed considering just the technical dimension. For example, the reference handbook by Skolnik does not mention the words *cost* or *price* (Skolnik, 2015). However, the recent resurgence of passive/bistatic radar must rely on some economic advantage, like, e.g., the exploitation of transmitters of opportunity (Willis and Griffiths, 2007). Low cost is mentioned as one of the most interesting features that would push the replacement of traditional active radars by passive radars (Judice et al., 2023). Examples of economics-aware approaches to the design of passive radar systems are shown in Chang et al. (2016); Wang et al. (2015); Xu et al. (2019), where the optimal placement of passive radars to achieve belt barrier coverage is sought after; however, the cost of the radar systems involved is considered fixed and is not a decision variable. A similar optimization task, where the placement of fixed cost devices is considered for WiFi-based passive bistatic

radars, is investigated in Ivashko et al. (2014). In none of these works, the optimization of the radar's characteristics (e.g., the transmitting power) is considered.

There has been no attempt, as far as the authors are aware, to address the economics of the combined sensing and communication-related aspects of an ISAC-based service provision. This manuscript is a first attempt to frame the ISAC-based service provision in an economic setting, that is, one where both the communication and sensing resources procurement and the service provision are mediated by prices.

3 Model

We model an operator that uses power and bandwidth resources for providing a service supported by S&C functionalities. The operator is a monopolist in the service market, but not in the input-factor market, where it acquires its resources at given prices.

3.1 System model

We model a joint communication and passive radar system as the support of the ISAC service offering, based on Chalise et al. (2017) and Hack (2013).

Passive radar systems, compared to conventional active radar systems, which typically operate in a mono-static mode and emit strong signals with a wide signal bandwidth, use broadcast signals that in general are very weak and have an extremely narrow bandwidth.

The ISAC transmitter emits a sensing waveform to detect targets using a portion of its total power budget, and emits a communication waveform using another portion. For simplicity, we assume in this work that the two signals are scheduled over orthogonal frequency resources such that they do not interfere with each other. The ISAC sensing receiver receives direct and target sensing signals through the direct and the surveillance paths, respectively, and wishes to detect the presence of a target in the latter; on the other hand, the communication receiver receives a communication signal, which contains useful information.

The communication metric depends on the achievable bit rate. According to the Shannon-Hartley theorem, this bit rate (in bps) is given by:

$$R_c = W_c \log_2 \left(1 + \frac{S}{N} \right). \quad (1)$$

Where S is the average received signal power and N the average power of the noise, both over the bandwidth W_c . The power at the transmitter is P_c , and the communication channel gain is γ_c , the bit rate is

$$\begin{aligned} R_c &= W_c \log_2 \left(1 + \frac{P_c \gamma_c^2}{N_0 W_c} \right) \\ &= W_c \log_2 \left(1 + \frac{P_c \tilde{\gamma}_C}{W_c} \right), \end{aligned} \quad (2)$$

where $\tilde{\gamma}_C \equiv \frac{\gamma_c^2}{N_0}$.

The sensing metric is the radar detection probability. If a power P_r is used at the transmitter, the surveillance channel gain is γ_r , the sensing signal bandwidth is W_r , and we assume that the direct-path signal-to-noise-ratio is high enough, the detection probability is given by:

$$P_D = Q_1 \left(\sqrt{2 \frac{P_r \gamma_r^2}{N_0 W_r}}, \sqrt{2\gamma} \right), \quad (3)$$

where $Q_1(a, b)$ denotes the first-order Marcum Q-function with parameters a and b , and $\gamma = -\log P_{FA}$, and P_{FA} is the probability of false alarm, which is taken as a parameter. We assume that a bandwidth W_r is needed in order to transmit a symbol rate W_r , that the detection takes into account a time period T , and that P_r is proportional to the number of symbols. Thus, P_r is proportional to $W_r T$, and P_D does not depend on W_r . Therefore, the only requirement is that W_r be a feasible design choice; it is taken as a parameter to be included in $\gamma T \equiv \frac{\gamma^2}{N_0 W_r}$, and the probability of detection is

$$P_D = Q_1 \left(\sqrt{2P_r \gamma T}, \sqrt{2\gamma} \right), \quad (4)$$

3.2 Economic model

We envision a scenario where an operator provides the ISAC service to a population of users.

The service provision is modeled as the selling of two commodities (Courcoubetis and Weber, 2003, Chap. 3): the radar transmission power (P_r) and the communication bit rate (R_c), which are priced at unit prices p_1 and p_2 , respectively. The first commodity is delivered directly by the operator without any transformation, while the second commodity, based on (2), is "produced" from two "input factors": the communication transmission power P_c and the bandwidth W_c .

We, first, derived the expression for the service demand by the users, under the assumption of utility maximization, and then derive the expression for the service supply by the operator, under the assumption of profit maximization.

3.2.1 Users' demand

We borrow a representative consumer model for the users of the ISAC service (Mas-Colell et al., 1995, Chap. 4), with a quasilinear utility that combines linearly a sensing metric θ , which depends on the first commodity, and a communication metric η , which depends on the second commodity. More specifically, the representative user (hereafter, the user) has a utility:

$$U = \alpha\theta(P_r) + \beta\eta(R_c) - p_1 P_r - p_2 R_c. \quad (5)$$

The sensing metric θ is the probability of detection (4):

$$\theta(P_r) = Q_1 \left(\sqrt{2P_r \gamma T}, \sqrt{2\gamma} \right). \quad (6)$$

And the communication metric η has a logarithmic dependence on the bit rate R_c (Reichl et al., 2013):

$$\eta(R_c) = \log(1 + R_c) \quad (7)$$

The utility is plotted in Fig. 1 as a function of the commodities P_r and R_c , where parameters are set to the default values of Section 4.

We assume that the user takes prices p_1 and p_2 as given, and therefore the decision on how much of commodities P_r and R_c to demand for given prices is the solution of the following utility maximization problem:

$$\begin{aligned} & \max_{P_r, R_c} U \\ & \text{subject to } P_r \geq 0, R_c \geq 0. \end{aligned} \quad (8)$$

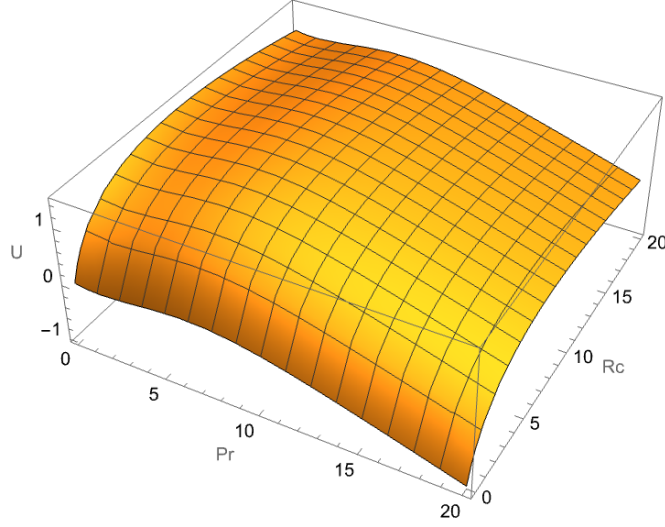


Figure 1: Utility as a function of P_r and R_c , for $p_1 = 0.1$ and $p_2 = 0.1$

Since the utility expression (5) is separable in P_r and R_c , two independent utility maximization problems can be stated:

$$\begin{aligned} \max_{P_r} \quad & \alpha\theta(P_r) - p_1P_r \\ \text{subject to} \quad & P_r \geq 0, \end{aligned} \quad (9)$$

and

$$\begin{aligned} \max_{R_c} \quad & \beta\eta(R_c) - p_2R_c. \\ \text{subject to} \quad & R_c \geq 0. \end{aligned} \quad (10)$$

The solution to each utility maximization problem yields a demand function, which relates price and optimum quantity. We are interested in interior maxima, so that we seek solutions to the unconstrained first-order conditions (FOCs).

As regards problem (10), the FOC gives

$$p_2 = \frac{\beta}{1 + R_c} \quad (11)$$

which gives a global maximum R_c^* , since the objective function is concave.

As regards problem (9), the FOC gives

$$p_1 = -\alpha\gamma_T Q_1 \left(\sqrt{2P_r\gamma_T}, 2\gamma \right) + \alpha\gamma_T Q_2 \left(\sqrt{2P_r\gamma_T}, 2\gamma \right), \quad (12)$$

which gives a solution P_r^* that is a global maximum only for P_r^* greater than a threshold value. Below the threshold, the solution is only a local maximum and $P_r^* = 0$ is the global maximum, instead. However, $P_r^* = 0$ is not valid, since the sensing metric has been obtained under the assumption of high signal-to-noise-ratio at the sensing receiver. We hereafter assume (and check a posteriori) that (12) gives a valid solution.

Expressions (12) and (11), where price is the dependent variable, are properly called inverse demand function. We will use them below and they will be denoted $p_1(P_r)$ and $p_2(R_c)$.

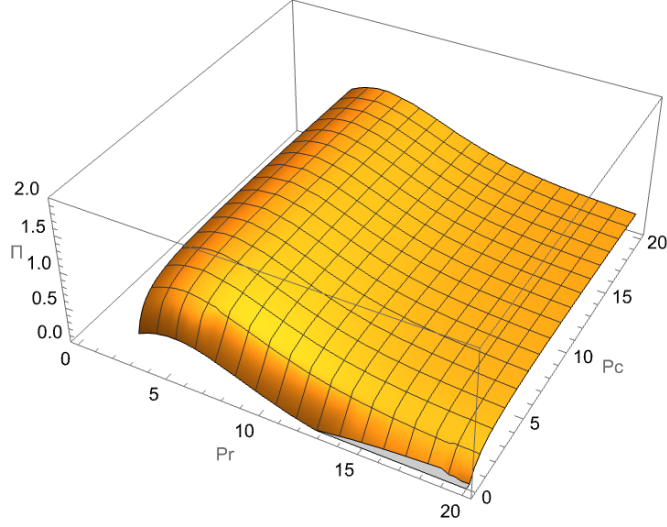


Figure 2: Profit as a function of P_r and P_c , for $W_c = 1$

3.2.2 Service provider's decisions

The operator obtain revenues R equal to

$$R(P_r, R_c) = p_1(P_r)P_r + p_2(R_c)R_c. \quad (13)$$

We assume that the operator obtains the commodity P_r directly without any transformation as an input factor at unit price w_p . As regards the commodity R_c , we borrow expression (2), which relates R_c to P_c and W_c , as a production function, where input factors P_c and W_c produce output product R_c , that is:

$$R_c = \rho(P_c, W_c) = W_c \log_2 \left(1 + \frac{P_c \tilde{\gamma}_C}{W_c} \right). \quad (14)$$

Input factor P_c can be obtained also at unit price w_p , and W_c at unit price w_w .

Costs c incurred by the operator when procuring itself with input factors P_r , P_c and W_c are then given by:

$$c(P_r, P_c, W_c) = w_p(P_r + P_c) + w_w W_c \quad (15)$$

The profits Π , which are the revenues minus the costs, can finally be expressed as a function of the input factor quantities as follows:

$$\begin{aligned} \Pi(P_r, P_c, W_c) = & p_1(P_r)P_r + p_2(\rho(P_c, W_c))\rho(P_c, W_c) \\ & - w_p(P_r + P_c) - w_w W_c \end{aligned} \quad (16)$$

Profits are plotted in Figs. 2, 3 and 4 as a function of input factors P_r , P_c and W_c , where parameters are set to the default values of Section 4.

Under the usual assumption of profit maximization, the operator will choose input factor quantities P_r , P_c and W_c to solve the following problem:

$$\begin{aligned} & \max_{P_r, P_c, W_c} \quad \Pi \\ & \text{subject to } P_r \geq 0, P_c \geq 0, W_c \geq 0. \end{aligned} \quad (17)$$

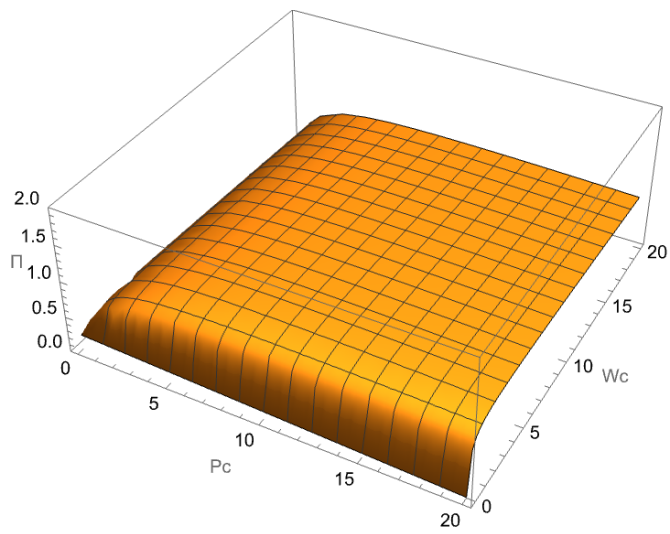


Figure 3: Profit as a function of P_c and W_c , for $P_r = 10$

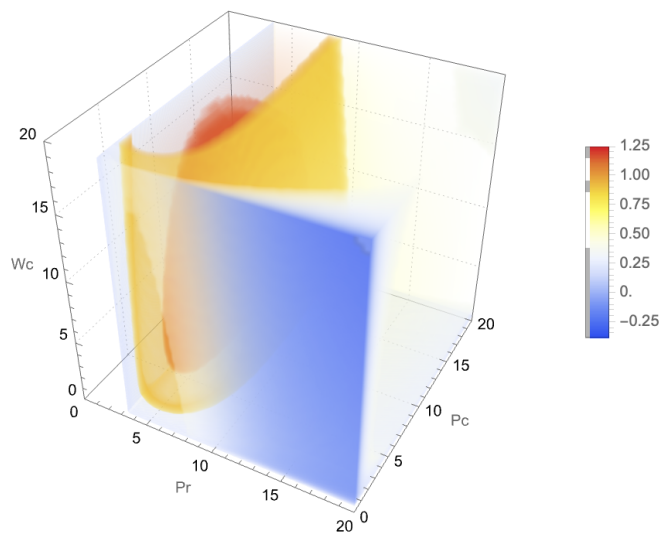


Figure 4: Profit as a function of P_r , P_c and W_c

Note that Problem (17) is separable in P_r and $\{P_c, W_c\}$:

$$\begin{aligned} & \max_{P_c, W_c} \quad \Pi_c & (18) \\ & \text{subject to } P_c \geq 0, W_c \geq 0. \end{aligned}$$

$$\begin{aligned} & \max_{P_r} \quad \Pi_r & (19) \\ & \text{subject to } P_r \geq 0. \end{aligned}$$

where

$$\Pi_c = p_2(\rho(P_c, W_c))\rho(P_c, W_c) - w_p P_c - w_w W_c \quad (20)$$

$$\Pi_r = p_1(P_r)P_r - w_p P_r. \quad (21)$$

4 Results

We discuss the results in terms of input factor quantities (Fig. 5, Fig. 10 and Fig. 15), product quantities produced (Fig. 6, Fig. 11 and Fig. 16), quality perceived (Fig. 7, Fig. 12 and Fig. 17), commodity prices (Fig. 8, Fig. 12 and Fig. 17) and profit (Fig. 9, Fig. 14 and Fig. 19).

We conduct below comparative statics, that is, we characterize the different optima that result as one parameter is varied across a range of values (Silberberg and Suen, 2000). Specifically, we conduct three comparative statics. First, we analyze the effect of parameter w_p , which is the unit power price; second, the parameter w_w , which is the unit bandwidth price; and third, the parameter α , which characterizes the willingness to pay for the quality of the sensing functionality.

The optima were obtained by solving numerically the maximization problem (17).

The parameters used, if not stated otherwise, are $\gamma = 5$, $\gamma_T = 1$ and $\tilde{\gamma}_C = 1$ (all three borrowed from Chalise et al. (2017)); and $\alpha = 1$, $\beta = 1$, $w_p = 0.01$ and $w_w = 0.01$.

4.1 Effect of parameter w_p

Here, the parameter w_p , the unit price of the transmitted sensing power and communication power, varies between 0.001 and 0.055. Note that this parameter affects both Problem (18) and (19).

The main effect of a w_p increase is, as expected from economic theory, a reduction in the demand of both input factors P_r and P_c , the latter being more pronounced (Fig. 5); this observation may provide an effective way for the system designer to limit the power consumption, as discussed below in Section 5. The reduction in P_c causes a drop in the commodity R_c supplied (Fig. 6), and ultimately in the quality of the communication side of the ISAC service η (Fig. 7). The reduction in the supply of the commodity R_c is accompanied with a rise in the price p_2 (Fig. 8), although the operator profit decreases (Fig. 9).

4.2 Effect of parameter w_w

Here, the parameter w_w , the unit price of the communication bandwidth, varies between 0.001 and 0.055. Note that this parameter only affects Problem (18), so that input factor and commodity P_r and price p_1 do not vary.

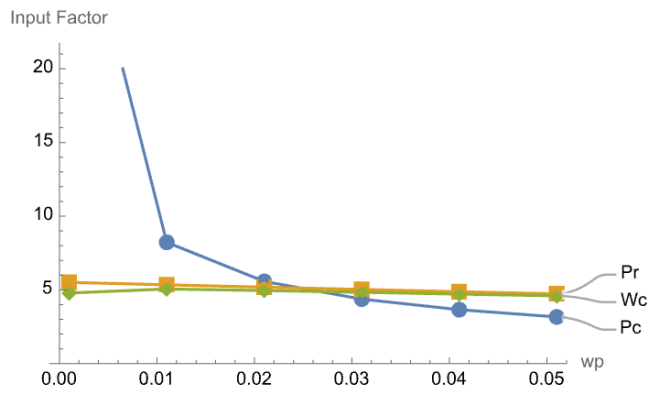


Figure 5: P_r , P_c and W_c as functions of w_p

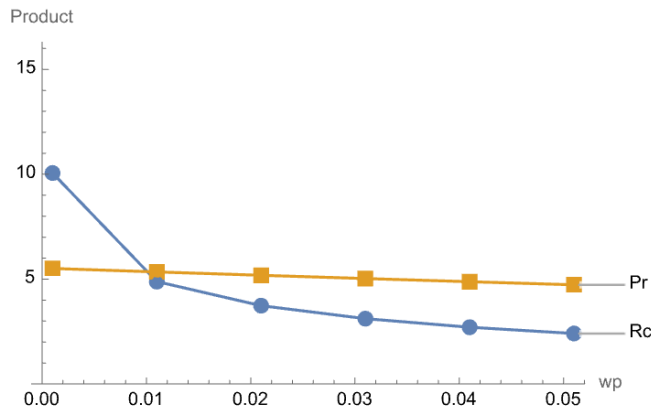


Figure 6: P_r and R_c as functions of w_p

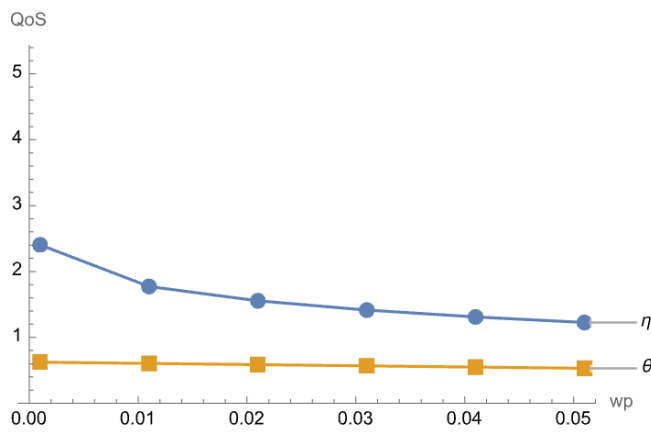


Figure 7: Quality metrics as functions of w_p

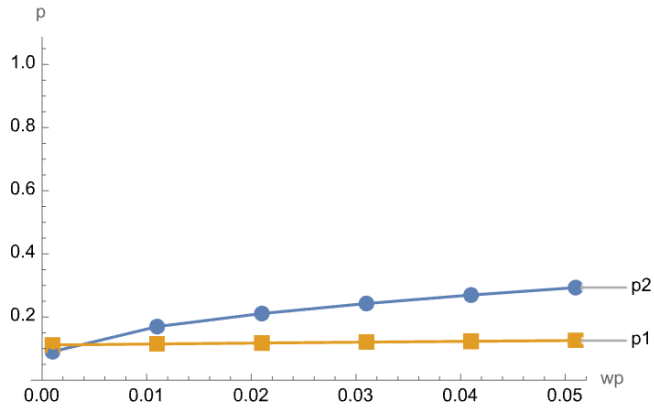


Figure 8: Prices as functions of w_p

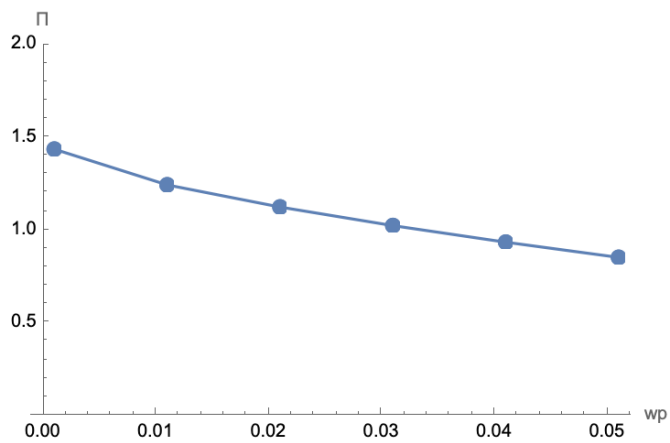


Figure 9: Profit as a function of w_p

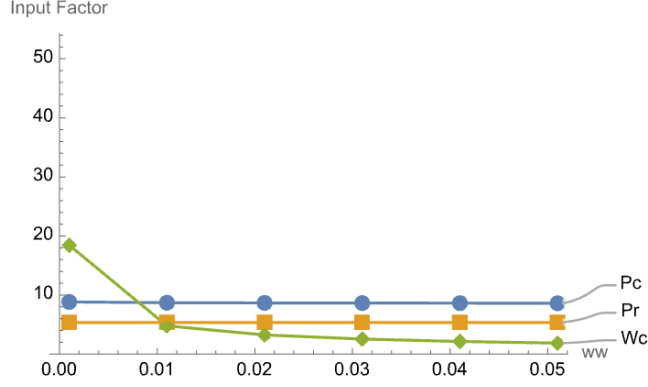


Figure 10: P_r , P_c and W_c as functions of w_w

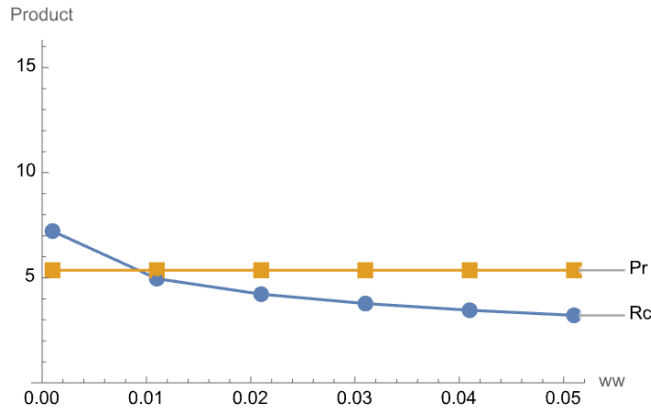


Figure 11: P_r and R_c as functions of w_w

The main effect of a w_w increase is, again, a reduction in the demand of input factor W_c (Fig. 10); Again, this observation may provide an effective way for the system designer to limit the bandwidth consumption, as it is discussed below in Section 5. The reduction in W_c causes a drop in the commodity R_c supplied (Fig. 11), and ultimately in the quality of the communication side of the ISAC service η (Fig. 12). The reduction in the supply of the commodity R_c is accompanied with a rise in the price p_2 (Fig. 13), although again the operator profit decreases (Fig. 14).

4.3 Effect of parameter α

Here, the parameter α , which is the weight of the sensing part of the ISAC service utility, varies between 0.1 and 2. Note that the weight of the communication part is kept $\beta = 1$. And that this parameter only affects Problem (19), so that input factors P_c and W_c , commodity R_c , price p_2 and quality η do not vary.

The effect of an α increase is, as expected from (5), an increase in the quality of the sensing part θ of the ISAC service (Fig. 17). This drives an increase on the commodity/input factor P_r used for the service (Fig. 15 and Fig. 16) and an increase in the unit price p_1 ((Fig. 18)). And this drives operator profit upwards (Fig. 19). Note that the increase in P_r and θ takes place only for the range of low values of α , while the increase in p_2 and profit sustains itself for all values of α .

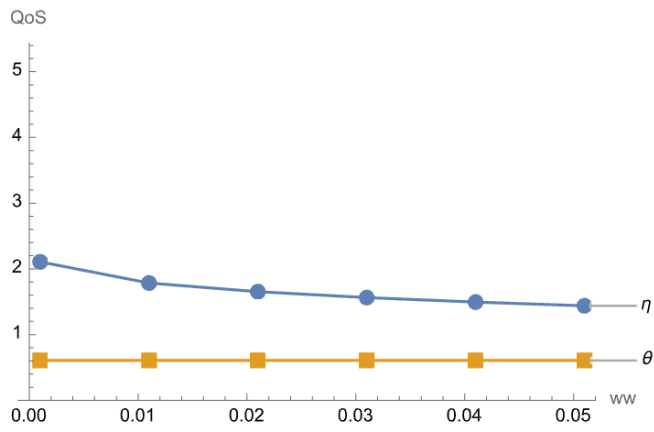


Figure 12: Quality metrics as functions of w_w

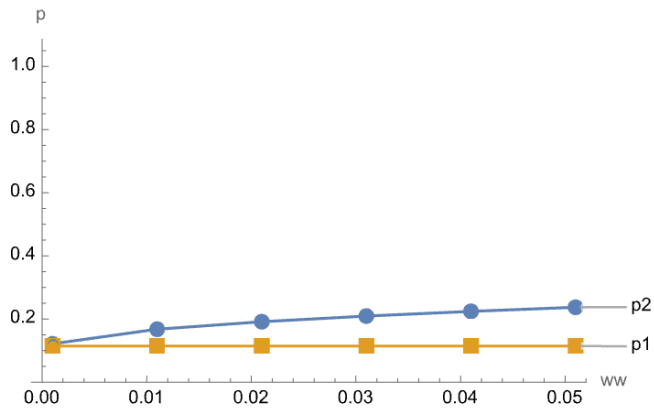


Figure 13: Prices as functions of w_w

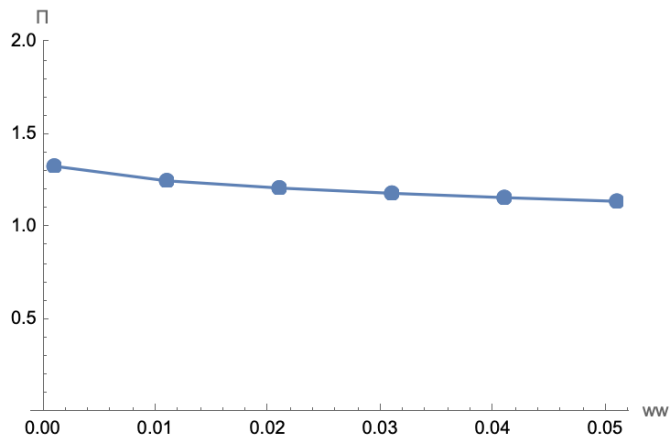


Figure 14: Profit as a function of w_w

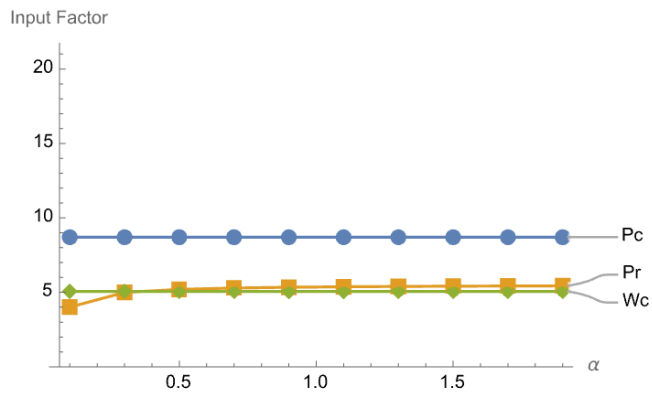


Figure 15: P_r , P_c and W_c as functions of α

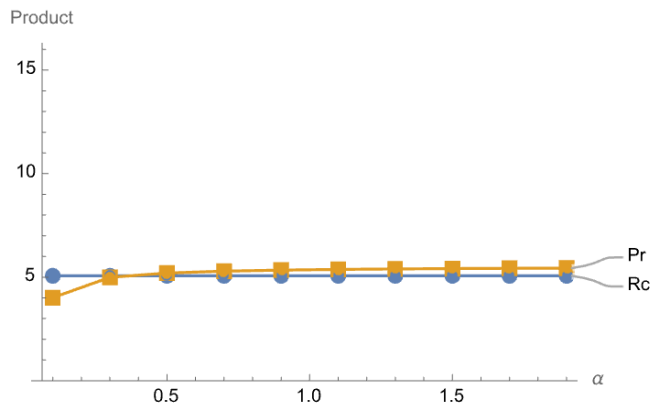


Figure 16: P_r and R_c as functions of α

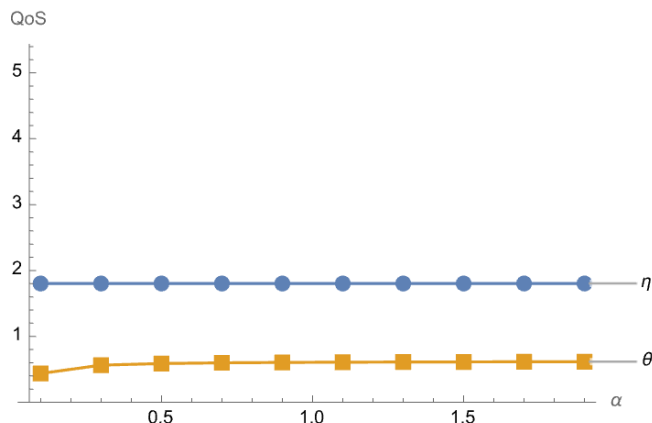


Figure 17: Quality metrics as functions of α

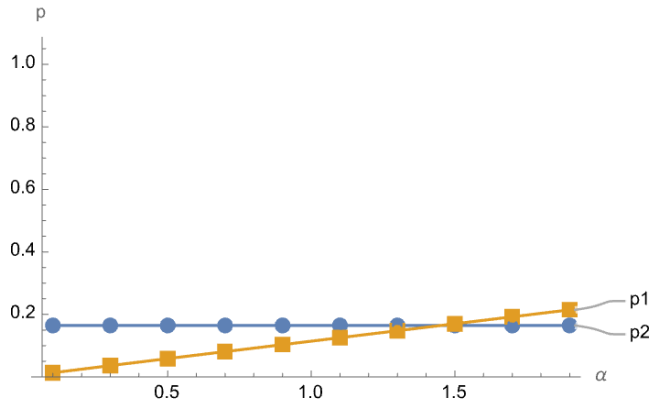


Figure 18: Prices as functions of α

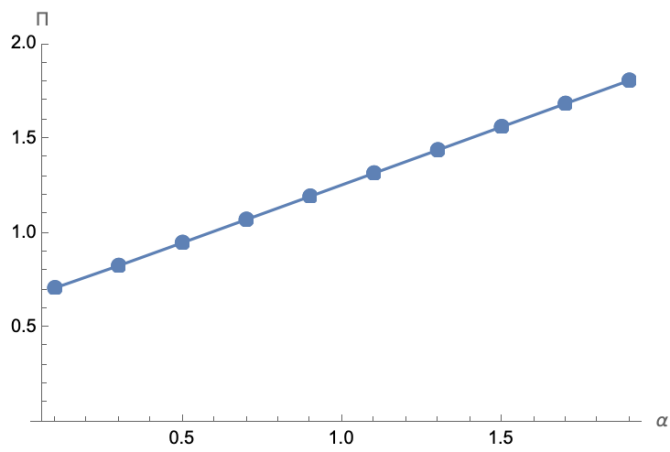


Figure 19: Profit as a function of α

5 Conclusions

In this work, we have framed the provision of an ISAC-based service in an economic setting, where the service provision and the resource provisioning are mediated by prices and decisions are taken under utility/profit maximization assumptions.

We have demonstrated that, in a monopolistic scenario, i.e., where one operator provides the ISAC-based service to the market, equilibrium quantities and prices exist.

From the point of view of an engineering planner, a relevant result has been obtained through comparative statics: prices for power (w_p for P_r and P_c) and bandwidth (w_w for W_w for W_c) resources can be effectively used for controlling their consumption. Specifically, it has been found that this control is more effective on the resources used for producing the communication part of the ISAC service (P_c and W_c), while resources for the sensing part (P_r) at the equilibrium are less sensitive to the prices. This result provides a more flexible and effective tool for enforcing regulatory limits on both power and bandwidth.

References

- Chalise, B. K., M. G. Amin, and B. Himed (2017). Performance tradeoff in a unified passive radar and communications system. *IEEE Signal Processing Letters* 24(9), 1275–1279.
- Chang, H.-Y., L. Kao, K.-P. Chang, and C. Chen (2016). Fault-tolerance and minimum cost placement of bistatic radar sensors for belt barrier coverage. In *2016 International Conference on Network and Information Systems for Computers (ICNISC)*, pp. 1–7. IEEE.
- Courcoubetis, C. and R. Weber (2003). *Pricing communication networks: economics, technology and modelling*. John Wiley & Sons.
- Flamini, M. and M. Naldi (2023). Optimal pricing in a rented 5G infrastructure scenario with sticky customers. *Future Internet* 15(2), 82.
- Guijarro, L., J.-R. Vidal, and V. Pla (2021). Competition between service providers with strategic resource allocation: application to network slicing. *IEEE Access* 9, 76503–76517.
- Hack, D. E. (2013). *Passive MIMO radar detection*. Air Force Institute of Technology.
- Ivashko, I., O. Krasnov, and A. Yarovoy (2014). Receivers topology optimization of the combined active and wifi-based passive radar network. In *2014 44th European Microwave Conference*, pp. 1820–1823. IEEE.
- Judice, A., J. Livin, A. James, and S. Bharathi (2023). Current advancements in radar communication and its future research directions. In *2023 International Conference on Circuit Power and Computing Technologies (ICCPCT)*, pp. 203–207. IEEE.
- Kim, K., J. Kim, and J. Joung (2022). A survey on system configurations of integrated sensing and communication (ISAC) systems. In *2022 13th International Conference on Information and Communication Technology Convergence (ICTC)*, pp. 1176–1178. IEEE.
- Kobayashi, M., G. Caire, and G. Kramer (2018). Joint state sensing and communication: Optimal tradeoff for a memoryless case. In *2018 IEEE International Symposium on Information Theory (ISIT)*, pp. 111–115. IEEE.

- Kokkinis, D., N. Ioannou, D. Katsianis, and D. Varoutas (2023). A 6G techno-economic framework for evaluating the feasibility of the proposed technology enablers and business models. In *32nd European Conference of the International Telecommunications Society (ITS)*. Calgary: International Telecommunications Society (ITS).
- Lingadevaru, P., B. Pardhasaradhi, and P. Srihari (2022). Feasibility of adopting 6G frequencies for transmitter of opportunity by passive radar. In *2022 IEEE International Symposium on Smart Electronic Systems (iSES)*, pp. 326–330. IEEE.
- Liu, F., Y. Cui, C. Masouros, J. Xu, T. X. Han, Y. C. Eldar, and S. Buzzi (2022). Integrated sensing and communications: Towards dual-functional wireless networks for 6G and beyond. *IEEE journal on selected areas in communications*.
- Maillé, P. and B. Tuffin (2014). *Telecommunication network economics: from theory to applications*. Cambridge University Press.
- Mas-Colell, A., M. D. Whinston, J. R. Green, et al. (1995). *Microeconomic theory*, Volume 1. Oxford university press New York.
- Reichl, P., B. Tuffin, and R. Schatz (2013). Logarithmic laws in service quality perception: where microeconomics meets psychophysics and quality of experience. *Telecommunication Systems* 52, 587–600.
- Silberberg, E. and W. C. Suen (2000). *The Structure of Economics: A Mathematical Analysis*. McGraw-Hill.
- Skolnik, M. I. (2015). *Radar handbook*. McGraw-Hill.
- Tong, W. and P. Zhu (2021). *6G: The Next Horizon: From Connected People and Things to Connected Intelligence*. Cambridge University Press.
- Wang, B., J. Chen, W. Liu, and L. T. Yang (2015). Minimum cost placement of bistatic radar sensors for belt barrier coverage. *IEEE Transactions on Computers* 65(2), 577–588.
- Wei, Z., H. Qu, Y. Wang, X. Yuan, H. Wu, Y. Du, K. Han, N. Zhang, and Z. Feng (2023). Integrated sensing and communication signals towards 5G-A and 6G: A survey. *IEEE Internet of Things Journal*.
- Willis, N. J. and H. D. Griffiths (2007). *Advances in bistatic radar*, Volume 2. SciTech Publishing.
- Wu, K., J. A. Zhang, Z. Ni, X. Huang, Y. J. Guo, and S. Chen (2023). Joint communications and sensing employing optimized MIMO-OFDM signals. *IEEE Internet of Things Journal*.
- Xie, Z., R. Li, Z. Jiang, J. Zhu, X. She, and P. Chen (2023). Optimal scheduling policy for time-division joint radar and communication systems: Cross-layer design and sensing for free. *IEEE Internet of Things Journal*.
- Xu, X., C. Zhao, T. Ye, and T. Gu (2019). Minimum cost deployment of bistatic radar sensor for perimeter barrier coverage. *Sensors* 19(2), 225.