

# Quantum computing with Qiskit

Ali Javadi-Abhari,<sup>1</sup> Matthew Treinish,<sup>1</sup> Kevin Krsulich,<sup>1</sup> Christopher J. Wood,<sup>1</sup> Jake Lishman,<sup>2</sup> Julien Gacon,<sup>3</sup> Simon Martiel,<sup>4</sup> Paul D. Nation,<sup>1</sup> Lev S. Bishop,<sup>1</sup> Andrew W. Cross,<sup>1</sup> Blake R. Johnson,<sup>1</sup> and Jay M. Gambetta<sup>1</sup>

<sup>1</sup>*IBM Quantum, IBM T. J. Watson Research Center, Yorktown Heights, NY, 10598*

<sup>2</sup>*IBM Quantum, IBM Research Europe, Hursley, United Kingdom*

<sup>3</sup>*IBM Quantum, IBM Research Europe, Zürich, Switzerland*

<sup>4</sup>*IBM Quantum, IBM France Lab, Orsay, France*

We describe Qiskit, a software development kit for quantum information science. We discuss the key design decisions that have shaped its development, and examine the software architecture and its core components. We demonstrate an end-to-end workflow for solving a problem in condensed matter physics on a quantum computer that serves to highlight some of Qiskit’s capabilities, for example the representation and optimization of circuits at various abstraction levels, its scalability and retargetability to new gates, and the use of quantum-classical computations via dynamic circuits. Lastly, we discuss some of the ecosystem of tools and plugins that extend Qiskit for various tasks, and the future ahead.

## I. INTRODUCTION

Quantum computing is progressing at a rapid pace, and robust software tools such as Qiskit are becoming increasingly important as a means of facilitating research, education, and to run computationally interesting problems on quantum computers. For example, Qiskit was used in a recent paper that showed evidence of utility for quantum computers by using error mitigation [46]. It was also used in a demonstration of fault-tolerant magic state preparation beyond break-even fidelity [36], and the preparation of ground states for Heisenberg and Schwinger models on 100+ qubit systems [34, 88].

Qiskit was started in 2017 as an open-source toolbox for quantum computing by IBM. Six years after its initial release, the Qiskit ecosystem is thriving. The package has been installed over 6 million times, at a current rate of 300,000 per month. 500+ individuals have contributed to its development, the vast majority of whom are unaffiliated with IBM. 300 packages in the Python Package Index (PyPI) depend on Qiskit, as well as hundreds of other code repositories on Github [3, 4]. More than 2,000 scientific papers posted to arXiv have used Qiskit, and many university courses have used Qiskit in their material. By a large margin, Qiskit is the most widely-adopted quantum computing software [10].

Recently Qiskit reached a 1.0 major release milestone. In this paper we overview the software’s design philosophy and overall architecture. We also showcase some of its capabilities through end-to-end examples, and discuss the software ecosystem that has formed around it.

The rest of this paper is organized as follows: Section II discusses the main design decisions and the driving philosophy behind Qiskit. Section III gives an overview of the software architecture, with a deeper dive into circuits, operators, pass managers and primitives, which form the core components of Qiskit. We combine these in Section IV to show an example workflow where a Hamiltonian simulation problem is solved using Qiskit on a quantum computer. We demonstrate how Qiskit can be

leveraged to improve the experimental performance using a variety of techniques, including by targeting hardware-native gatesets and leveraging dynamic circuits. Section V illustrates some software tools from the community that have built on Qiskit, and Section VI concludes the paper with a look towards the future.

## II. DESIGN PHILOSOPHY

We begin by discussing Qiskit’s scope within the broader quantum computing software stack, as illustrated in Figure 1. Starting from a computational problem, a quantum algorithm specifies how the problem may be solved with quantum circuits. This step involves translating the classical problem to the quantum domain, for example Fermion to qubit mapping [31, 56]. Circuits at this level can be quite abstract, for example only specifying a set of Pauli rotations, some unitaries, or other high-level mathematical operators. Importantly, these abstract circuits are representable in Qiskit, which contains synthesis methods to generate concrete circuits from them. Such concrete circuits are formed using a standard library of gates, and may now be represented using intermediate quantum languages such as OpenQASM and QIR [28, 55].

The transpiler rewrites circuits in multiple rounds of passes, in order to optimize and translate it to the target instruction set architecture (ISA). The word “transpiler” is used within Qiskit to emphasize its nature as a circuit-to-circuit rewriting tool, distinct from a full compilation down to controller binaries which is necessary for executing circuits. But the transpiler can also be thought of as an optimizing compiler for quantum programs.

The ISA is the key abstraction layer separating the hardware from the software, and depends heavily on the quantum computer architecture beneath. For example for a physical quantum computer based on superconducting qubits, this can include CNOT,  $\sqrt{X}$  and  $RZ(\theta)$  rotations. For a logical quantum computer, it can include joint Pauli measurements, magic state distillation, or other opera-

tions specific to the error correcting code [23]. Note that the ISA is often more than just a universal set of quantum gates, and can include classical control-flow such as `if` branches and `while` loops, or limited concurrent classical computations on classical data.

In the rest of this section we discuss some key design decisions that have informed Qiskit’s development.

### 1. Modularity and extensibility

Quantum computing is an active area of research [41], and major advances in many areas are needed to solve interesting and classically intractable problems. Qiskit is built as a tool to explore quantum computing and drive innovation. As such, modularity and extensibility are principal driving forces behind the software design. For example, it is straightforward extend its library of circuits or circuit synthesis and optimization methods. These can be completely outside of Qiskit, visible to Qiskit only via a plug-in interface, so that research code can be seamlessly used by Qiskit users. In Section V we give examples of some projects that extend Qiskit in interesting ways using this mechanism.

### 2. Balance between performance and rapid prototyping

Speed is a fundamental consideration for large-scale quantum computing, and software performance must not hinder the overall workflow. As quantum computers scale, larger and larger circuit volumes must be analyzed and transformed rapidly. In addition, many quantum algorithms as well as error mitigation protocols require a large number of circuit executions [65, 81]. As such, Qiskit places a significant focus on speed. Performance-critical components and algorithms are written in the Rust programming language [54], and performance is tracked over time using extensive benchmarks [1]. However, Python remains the language of choice for many in the scientific community due to its ease of adoption and lower barrier of entry. By moving only the performance-critical aspects of the code to Rust (currently about 6% of the code base), Qiskit maintains a Python environment for programming and prototyping, striking a balance between speed and ease of use.

### 3. Balance between portability and hardware optimization

Qiskit uses universal circuit representations and transformations that are agnostic to the underlying hardware. This enables writing quantum programs in a natural manner, without having to worry about implementation details. However, Qiskit is also able to transform circuits to make them compatible with diverse quantum platforms with different instruction set architectures, such as superconducting or trapped-ion technologies [6–8].

Qiskit can represent many types of quantum hardware through its `Target` class, which is an abstract machine model. The `Target` defines a model for describing the instructions available on quantum hardware, their properties such as error rates, and other constraints of the hardware. Qiskit’s transpiler is retargetable, and can use this information to optimize the circuit for a given hardware.

### 4. Levels of abstraction and full-stack integration

Another goal in Qiskit’s evolution has been to give more control to users by allowing them to program at different abstraction levels. A high level programming model is attractive since it allows users to focus on code development and not worry about the details that go into realizing a given computation on a physical machine. Other users may want to investigate the physics behind quantum computing, through timing and dynamics of gates. All of these abstraction level are compatible with each other in the same Qiskit circuit, and optimizations that cut across these layers are often employed to save on resources, for example direct synthesis of high-level operators for a given `Target`, without intermediary steps that may prolong circuit depth.

### 5. Quantum-classical integration: real time and near time

Quantum computation is often more than just a unitary time evolution of quantum states. Classical resources must be tightly integrated with quantum computers to enable different kinds of computation, such as using classical control flow to extend the computational reach of quantum circuits [25] or to correct errors [24], or using classical computation to optimize the parameters of a quantum circuit [65].

We distinguish between two types of classical computation. The first are “real-time” classical computations that occur while qubits are coherent, such as control flow based on the outcome of qubit measurements. We call circuits of this type *dynamic circuits*, as the instructions that are executed are determined dynamically as the circuit progresses. Qiskit’s circuit model allows for a rich mixture of classical operations concurrent with quantum operations, similar to the circuit model defined in the OpenQASM 3 [28] language.

The second type of classical computation occurs in a “near-time” environment, which does not have the same stringent timing requirements, but must still occur with low latency. Examples include parameter binding, just-in-time compilation, optimization of circuit parameters, or learning noise models. Qiskit is designed to be a lightweight framework that can be integrated into a runtime environment that co-locates quantum with general-purpose classical processors, so that thousands of circuits can be rapidly generated and evaluated in a dynamic

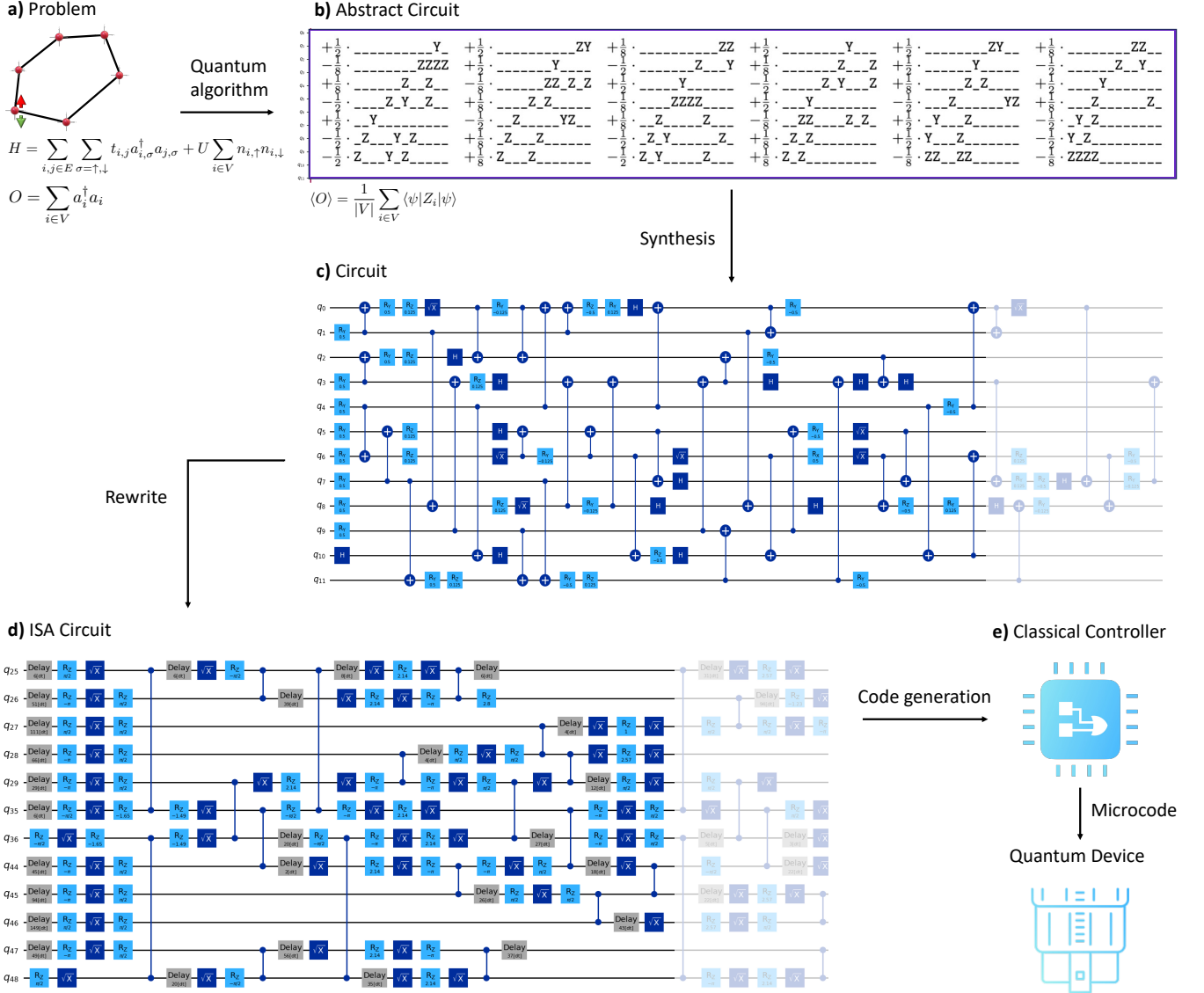


FIG. 1. The quantum computing software stack at various abstraction levels. Qiskit’s scope spans the middle-end from (b) to (d), which includes all the tools and algorithms needed to efficiently represent and compile circuits. a) A representation of the problem and the observable to be measured, for example the dynamics of a Fermi-Hubbard model. b) Translation of the problem to an abstract Hamiltonian simulation circuit, represented by exponentials of Pauli operators. c) Synthesis of the high-level operators to standard gates, yielding a circuit with gates from a standard library. d) ISA circuit that is compatible with the hardware’s instruction set, where all gates and their schedule is explicit. The ISA is a feature of the underlying quantum computer, and differs among various technological platforms and between fault-tolerant vs. pre-fault-tolerant quantum computers. e) Classical code generation for a controller to execute the ISA circuit on the quantum device.

manner to provide the final solution. An example of this runtime environment is the Qiskit Runtime implemented in IBM systems.

### 6. Computational primitives

Beside specifying the quantum circuit, the computation’s output is also a key consideration. In quantum computing there exist two main primitives for capturing

the output of a quantum circuit: sampling output bitstrings, or estimating observable expectation values. These primitives are the means by which circuits are evaluated in Qiskit. They define a common interface, even if the implementation details can vary significantly. For example, efficient estimators are an active area of research [33, 41], as are error mitigation methods that can improve their results [46, 81]. Nonetheless, they all follow a simple interface of taking a (possibly parameterized) circuit, coupled with one or more observables, and

returning estimates of their expectation values. Different estimators can thus be exposed to Qiskit as a primitive.

### 7. Four-step workflow

A common pattern for using Qiskit is through a four-step workflow, and the software architecture reflects this (see Figure 2). First, a classical problem is mapped to quantum computation by generating circuits that encode the problem. This step is best handled by domain-specific software or experts, although Qiskit provides a convenient circuit construction API that can handle large circuits. Next, the circuits are transformed to make them amenable for execution on a target hardware. We generically refer to this step as transpilation, as it is a circuit-to-circuit rewriting step, and not a full compilation down to the classical controller instructions. Next, the circuits are evaluated using primitive computations on a target backend. Finally, the results are post-processed to obtain a solution to the original problem. Qiskit provides interfaces so advanced workflows following these basic steps can be enhanced with new techniques. For example, a common pattern is to iteratively generate new circuits that depend on the results obtained from a previous batch of circuits, which can be seen as a loop around the last three steps above [27].

### 8. Integrated visualizations

A popular feature of Qiskit are its visualization capabilities. This includes advanced circuit visualizers that display large circuits of varying characteristics (e.g. see Figure 3), target visualizer for giving an overview of the hardware topology and supported gates, and state and distribution visualizers for understanding computational outputs. Other types of information useful for debugging, such as the sequence of passes in the transpiler or the graph structure of the circuit can also be visualized.

### 9. Tensor ordering convention

When interpreting circuits, a convention must be picked for the ordering of qubits in a register, arguments of all instructions, and of instructions themselves. For example it is common that instructions in a circuit are ordered from left to right (i.e. temporal ordering), which is the opposite of how gate matrices are multiplied in the circuit.

Throughout Qiskit, tensor products are ordered as  $Q_2 \otimes Q_1 \otimes Q_0$ . For example the Pauli  $ZX$  means  $Z_1X_0$ . In this convention, the computational basis can be conveniently represented as  $|000\rangle = |0\rangle$ ,  $|001\rangle = |1\rangle$ ,  $|010\rangle = |2\rangle$ ,  $|011\rangle = |3\rangle$ , etc. This leads to more natural representations of reversible circuits too, as numbers are encoded in qubit registers in the same way as they

would be in classical registers. Note that this is merely a convention, which may be natural for some tasks but not others. For example, the qubit arguments to a  $CX$  instruction are ordered as  $Q_0 = \text{control}$  and  $Q_1 = \text{target}$ ,

This leads to a unitary of  $CX = \begin{bmatrix} 1 & 0 & 0 & 0 \\ 0 & 0 & 0 & 1 \\ 0 & 0 & 1 & 0 \\ 0 & 1 & 0 & 0 \end{bmatrix}$ , which may

be different to some textbook definitions of the gate [62]. The unitary can be changed, however, by simply using it in the circuit context as  $CX(Q_1, Q_0)$ . Similar qubit ordering conventions have been adopted elsewhere in the literature [9, 73].

## III. SOFTWARE ARCHITECTURE

In this section we give an overview of Qiskit’s architecture, which is shown in Figure 2. We then expose more details on circuits, pass managers and primitives, which form the backbone of the software.

The core component in Qiskit is the quantum circuit, around which the rest of the framework revolves. The quantum info module serves as a toolbox to connect circuits to the mathematical formalism of quantum information. Beside tools for representing channels and measuring fidelities, it includes operators that can be used in building abstract circuits, or be used for observable measurements. The transpiler transforms quantum circuits by applying a pipeline of passes on them, orchestrated by a pass manager. Circuit transformations occur according to a target, which is an abstract machine model that summarizes the pertinent features of a backend for the pass manager, such as its instruction set architecture (ISA) and any properties or constraints associated with it. Primitives evaluate circuits via backends, which may consist of simulators or hardware. Qiskit supports two types of circuit serialization, one based on the OpenQASM language [28] and one based on a backwards-compatible Qiskit-native binary representation called QPY. Finally, circuits are evaluated with respect to some primitives, such as observable expectation values or measurement samples. These can be post-processed to obtain a solution, or be used to generate a next set of circuits.

### A. Circuits

Quantum circuits form the core component of Qiskit. Circuits express a particular computation as a time-ordered set of instructions, which can then be transformed and analyzed by the rest of the software.

Circuits in Qiskit are defined very broadly — any operation on quantum or classical data can be included in the circuit. This includes standard operations such as qubit resets, gates and measurements, but also higher-level mathematical operators such as unitaries, isometries, Cliffords or Fourier transforms. Circuits may con-



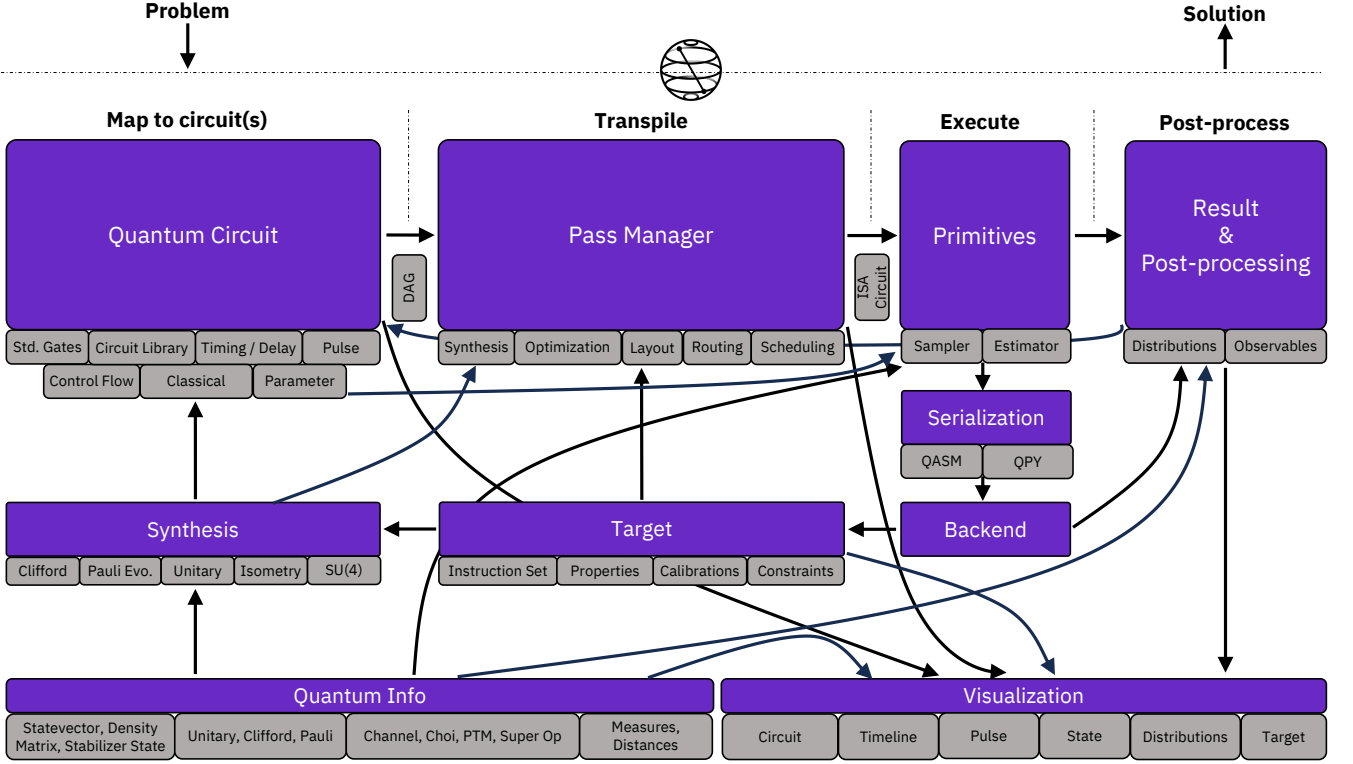


FIG. 2. Qiskit's software architecture.

tain real-time classical computation on classical data while qubits are coherent, such as Boolean functions applied to the outcome of measurements, as well as real-time classical control flow like loops and branching. Qiskit circuits may also describe the timing of operations and even continuous-time dynamics of qubits via pulse-defined gates. Any of these levels of abstraction may be mixed and matched within the same circuit, and circuits can be composed with each other like building blocks. We use these different types of circuits in Section IV to solve the same problem in a variety of ways.

Figure 3 shows some examples of the various types of circuits that can be described in Qiskit. This flexibility enables the study of a wide variety of quantum algorithms and physical implementations. Owing to the flexibility of the circuit data structure, it is easy to extend it beyond its default scope, and we illustrate some examples of this in Section V.

Distinct from how users interact with circuits in Qiskit, the internal representation of circuits can take multiple forms, each suitable for specific purposes. The default data structure is a list of instructions (i.e. operations applied to quantum or classical data). However, in many circuit rewriting algorithms a data-flow graph structure, represented by a directed acyclic graph (DAG) is more suitable, since it makes the succession of operations and flow of information explicit. Likewise, some circuit rewriting algorithms benefit from a canonical graph form where gate commutations are taken into account

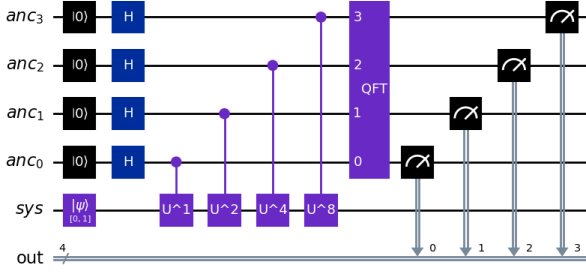
and only true dependencies between instructions are encoded. Particularly structured sub-circuits may also be temporarily converted to specialized data structures to facilitate reasoning about the circuit at a more abstract level, for example Boolean linear functions [63], Cliffords [14], or phase polynomials [19].

Given the quantum circuit's central role, a particular emphasis in these data structures is to make circuits as light weight as possible. For example, certain common gates are defined as singletons in the standard library, blocks can be reused in circuits, and circuit synthesis and lowering for abstract operations is lazily deferred to the transpiler. This ensures that the software remains scalable as increasingly larger quantum computations are studied.

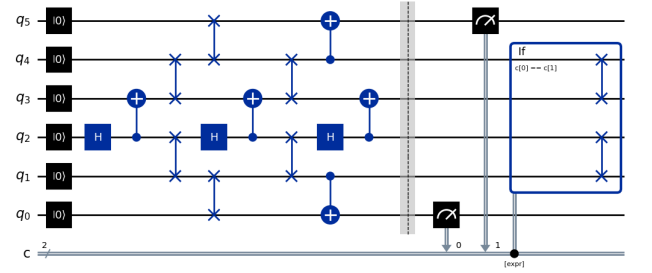
## B. Pass Manager

The Qiskit transpiler contains a collection of passes implementing proven translation and optimization techniques on top of a flexible framework for describing, composing and running pipelines of quantum circuit transformations. This enables authors of both high-level abstract quantum circuits and low-level hardware-aware quantum circuits to benefit from both Qiskit's included passes to generate a device-compatible and device-optimized implementation of their input circuit as well as an API for automating circuit transformations.

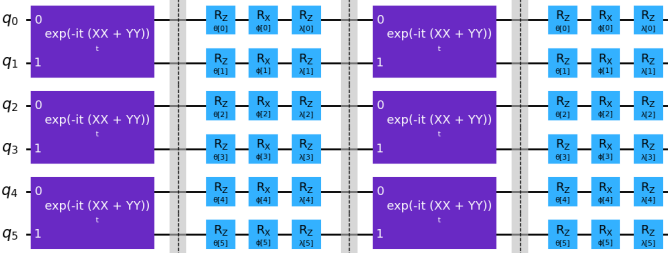
a) **High-level circuit composition**  
(example: quantum phase estimation)



b) **Standard gates and classical control flow**  
(example: entanglement distillation)



c) **Parameterized circuits**  
(example: twirled Trotterized evolution)



d) **Hardware native gates and timing (ISA circuit)**  
(example: GHZ with dynamical decoupling)

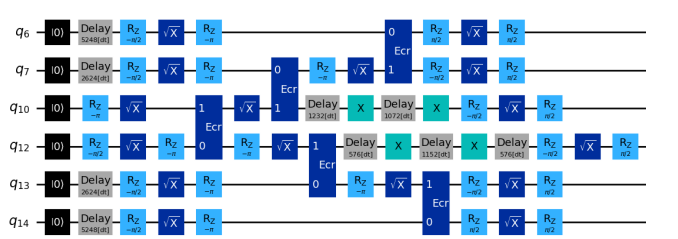


FIG. 3. Examples of different kinds of circuits in Qiskit. All circuits are visualized using Qiskit. a) A quantum phase estimation algorithm [48]. The circuit is built using standard gates as well as some high-level blocks: state preparation  $|\psi\rangle$ , unitaries raised to a power and controlled, and quantum Fourier transform. The transpiler decides how to synthesize the circuit efficiently from this high-level representation. b) An entanglement distillation circuit that performs a pipelined preparation of three Bell states using gates from the standard library. Two of the pairs are distilled into one [21], and in the event that the distillation fails, the protocol falls back on the third pair, thereby avoiding post-selection failure. This latter operation is described by a classical `if` statement on measured qubit outcomes. c) A Trotterized  $XX + YY$  Hamiltonian simulation [52] circuit, with each layer's coherent noise suppressed by Pauli twirling [20]. This light-weight circuit pattern can turn into many circuit instances on the fly by substituting different time evolution parameters or angle parameters to sample different twirls. d) A GHZ state preparation circuit. This circuit is lowered to the native instruction set architecture (ISA) of a hardware where instruction durations are known from calibrations. The precise timing allows control techniques such as dynamical decoupling [83] to be applied that refocus the noise in hardware.

As Qiskit circuits support multiple levels of abstraction, although the circuit is progressively lowered and transformed, the output representation of the transpiler is also a quantum circuit. This architecture promotes inspection, characterization and modification of transpiled circuits using the same tooling available for circuit construction, aiding users in understanding their circuit's execution cost relative to a finite error budget, and facilitates experimentation with alternative optimization techniques which may bring advantages for specific applications or device architectures to take maximal advantage of modern device capabilities.

Underlying the transpiler is a pass-based infrastructure called the Pass Manager which supports the construction and manages the execution of composable and reusable pipelines of semantic-preserving transformations for quantum circuits, including logic for controlling the flow of the compilation pipeline depending on device or circuit characteristics, or properties of the intermediate compilation steps. This architecture is similar to classical compiler infrastructures such as LLVM [50].

Qiskit defines a series of standardized stages of compilation, each comprised of one or more transformation and analysis passes, which in turn define standardized hook points for transpiler plugins and extensions to modify or extend the predefined Pass Managers defined and distributed with Qiskit. These Pass Managers encapsulate best-practices in circuit optimization, translation and rewriting for a broad set of applications and hardware architectures, and serve as the basis for full-pipeline compiler performance comparisons for experimentation and extensions.

### C. Primitives

Finally, circuit executions are performed using primitives, which provide a consistent API for performing common quantum computational tasks. In particular, the primitives consist of a sampler and estimator. Samplers return measurement outcomes, while estimators return

post-processed expectation values.

The primitives can be implemented in a Qiskit runtime environment, which provides a tightly-coupled interface of quantum-classical compute. Note that this is distinct from real-time classical compute which must occur at a much higher speed and is consequently much more limited in scope. By co-locating general-purpose classical computers with the quantum processor, a runtime environment can cut down the latency on the execution of quantum-classical workloads. This could consist of optimizing circuits to suppress errors, generating and running extra circuits for error mitigation, post-processing results or updating parameters.

#### IV. QISKIT BY EXAMPLE

We now show an end-to-end example that uses Qiskit to solve a problem in condensed matter physics on a quantum computer. The purpose is to highlight general workflows for solving problems using Qiskit, and some of the software’s capabilities. Specifically, we consider the kicked Ising model for a lattice of spins. This problem is widely studied in statistical mechanics and was the subject of the large scale “quantum computer utility” experiment performed in [46]. In one instance, we show how changing the target to include new calibrated gates automatically prompts the transpiler to re-target and re-optimize the circuit to reduce depth. In another instance, we show how Qiskit’s dynamic circuit capabilities can make shorter and more reliable circuits especially when faced with limited connectivity.

##### A. Ising model simulation on a quantum computer

Let us begin by describing the overall problem and the setting for our experiment, which is also depicted in Figure 4(a). The Hamiltonian that we simulate is as follows, where the system undergoes Ising interactions between lattice sites, as well as a local magnetic field on each site.

$$U(\theta) = \left( \prod_{\langle j,k \rangle} \exp \left( i \frac{\pi}{8} Z_j Z_k \right) \right) \left( \prod_j \exp \left( -i \frac{\theta}{2} X_j \right) \right)$$

The quantum computer that we use in this experiment is *ibm\_pinguino1*, which has 127 fixed-frequency transmon qubits arranged in a heavy-hexagonal architecture, with microwave-controlled cross-resonance interactions between neighboring qubits.

##### B. Scalability

In the first experiment, shown in Figure 4(b), we simulate a lattice which is identical to our heavy-hex qubit lat-

tice, which allows us to study the problem at scale. Here we rely on Qiskit’s scalability to the regime of large circuits, and many circuits: the representation and processing of circuits containing many qubits and many gates is optimized through Qiskit’s use of memory-efficient circuit representation and internal use of Rust for transpilation. In addition, when the goal is to evaluate many similar circuits using a sweep of parameters, Qiskit’s parameter binding framework allows lower-level hardware to efficiently process the same circuit template with many different parameter substitutions. Multiple parameter bindings to a common circuit template is a common task in quantum computing, and is therefore explicitly provisioned for in the primitives interface.

We begin by obtaining the IBM Quantum backend on which we define our lattice problem.

```
from qiskit_ibm_runtime import QiskitRuntimeService

service = QiskitRuntimeService()
backend = service.backend('ibm_pinguino1')
```

We pick a 23-qubit subgraph of the hardware qubits, and use the RustworkX graph library [80] to edge-color the subgraph. Each color corresponds to one (non-intersecting) set of edges whose qubit pairs can simultaneously interact.

```
import rustworkx as rx

target = backend.target
coupling_map = target.build_coupling_map()
G = coupling_map.graph.to_undirected(multigraph=False)
qubit_subset = list(range(104, 127))
subgraph = G.subgraph(qubit_subset)
qubit_map = dict(enumerate(sorted(qubit_subset)))
edge_colors = rx.graph_misra_gries_edge_color(subgraph)
layer_edges = {color: [] for color in edge_colors.values()}
for edge_index, color in edge_colors.items():
    src, tgt = subgraph.edge_list()[edge_index]
    layer_edges[color].append((qubit_map[src], qubit_map[tgt]))
```

We now define our Trotterized time-evolution circuit. At each Trotter step there are three layers of two-qubit ZZ interactions corresponding to the previously-defined edge colors, as well as one layer of single-qubit X rotations. We consider between 0 to 9 Trotter steps. We choose a  $\pi/8$  angle for our ZZ interactions, and leave the X rotations parameterized. We later bind these angles at runtime to give us a picture of the Ising time evolution under different kick strengths.

```
# step 1: build circuit for problem

import numpy as np
from qiskit.circuit import QuantumCircuit, Parameter

num_qubits = backend.num_qubits
steps = range(10)
zz_angle = np.pi/8
theta = Parameter('theta')

circuits = []
for step in steps:
    circuit = QuantumCircuit(num_qubits)
    for _ in range(step):
        for i in qubit_subset:
            circuit.rx(theta, i)
        circuit.barrier(*qubit_subset)
```

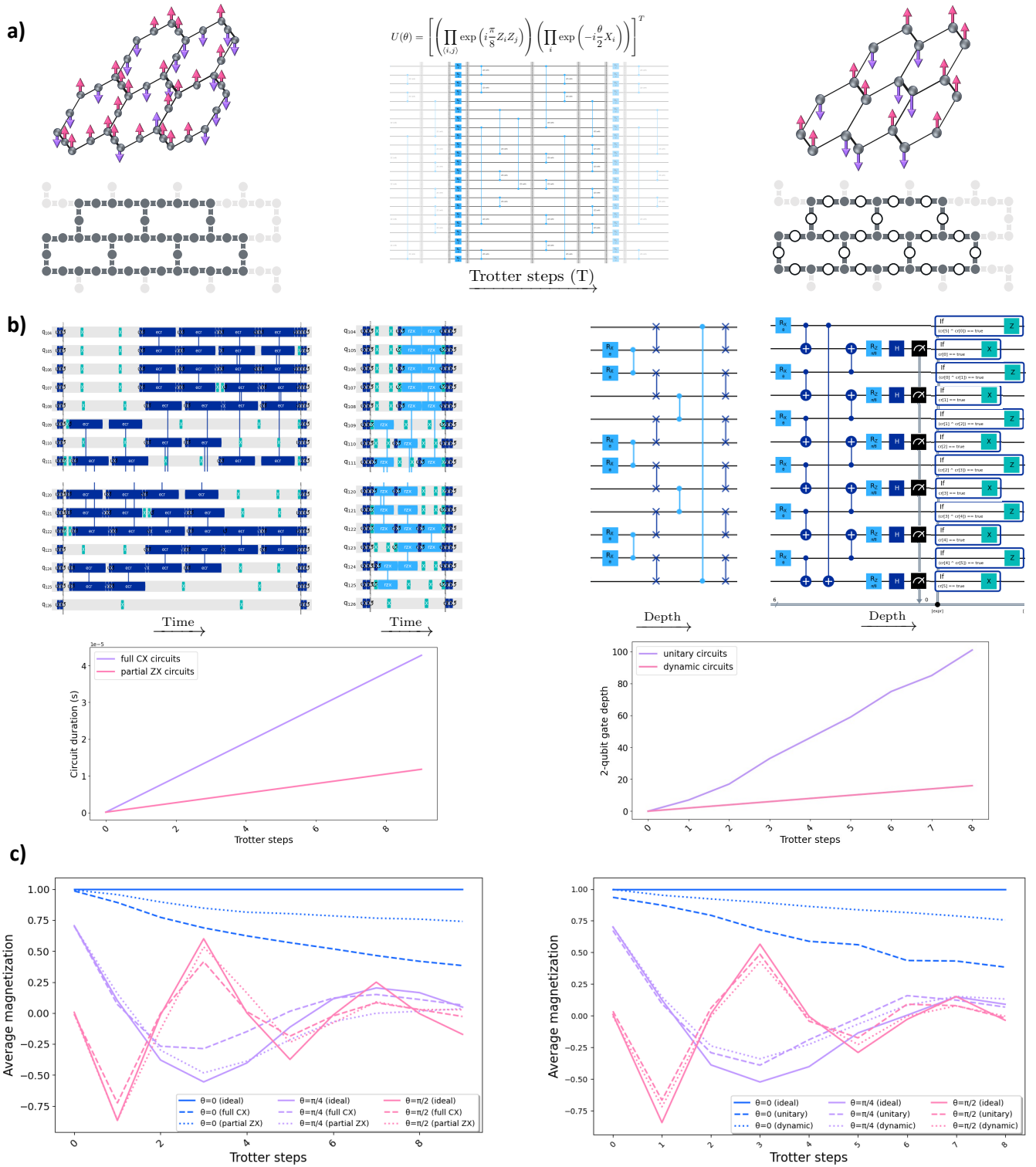


FIG. 4. Using Qiskit to solve a Hamiltonian simulation problem on a quantum computer. a) Building a (parameterized) circuit to represent the problem. We consider a heavy-hexagonal as well as honeycomb lattice of spins. The former matches the lattice of hardware qubits, while the latter does not. The Hamiltonian simulation consists of multiple Trotter steps that alternate  $X(\theta)$  rotations with  $ZZ(\pi/8)$  interactions on the edges of the lattice. Throughout this figure, the left (right) side corresponds to the heavy-hexagonal (honeycomb) lattice. b) Four circuits post-transpilation, each realizing a single Trotter step. Left: the transpiler lowers the circuit to the hardware ISA and inserts dynamical decoupling. The availability of new, shorter gates will prompt Qiskit to retarget the circuit to shorten its duration. Right: the transpiler uses SWAP gates to map the honeycomb lattice to the hardware. When we use dynamic circuits, we gain a reduction in depth. c) Experimental results using Qiskit primitives. Here we use the Estimator to obtain expectation values corresponding to the average magnetization of the spin system. The Estimator is invoked with built-in readout error mitigation, and  $\theta$  parameters are substituted at runtime. Left: we see an improvement by targeting partial ZX gates compared to full CX gates. Right: we see an improvement by using dynamic circuits as opposed to routing with SWAPs.

```

for same_color_edges in layer_edges.values():
    for e in same_color_edges:
        circuit.rzz(zz_angle, e[0], e[1])
        circuit.barrier(*qubit_subset)
    for i in qubit_subset:
        circuit.rx(theta, i)
    circuits.append(circuit)

```

Next we define the observables that we wish to estimate from the circuits, which here we define as the average magnetization of all spins  $\sum_{i=1}^N \frac{1}{N} Z_i$ . We also specify the circuit parameters ( $X$ -rotation angles) that we wish to sweep.

```

from qiskit.quantum_info import SparsePauliOp
obs = SparsePauliOp.from_sparse_list(
    [("Z", [i], 1/len(qubit_subset)) for i in qubit_subset],
    num_qubits=num_qubits)

max_angle = np.pi/2
points = 3
params = np.linspace(0, max_angle, points)

```

Having defined our circuits and target hardware, we now use Qiskit’s pass manager to transform the circuit to be executable on the hardware. Additionally, we modify the “scheduling” stage of the pass manager to insert dynamical decoupling sequences that ensure some noise suppression during execution.

```

# step 2: transpile

from qiskit.transpiler import PassManager
from qiskit.transpiler.preset_passmanagers import (
    generate_preset_pass_manager
)
from qiskit.transpiler.passes import (ALAPScheduleAnalysis,
    PadDynamicalDecoupling)
from qiskit.circuit.library import XGate

pm = generate_preset_pass_manager(
    target=target, optimization_level=3)
pm.scheduling += PassManager([
    ALAPScheduleAnalysis(target=target),
    PadDynamicalDecoupling(dd_sequence=[XGate(), XGate()],
        target=target)
])
circuits_isa = pm.run(circuits)

```

Finally, we can use the estimator primitive to estimate observable expectation values from our circuits, using the backend as the computational resource.

```

# step 3: execute using primitives

from qiskit_ibm_runtime import EstimatorV2, EstimatorOptions

options = EstimatorOptions(optimization_level=0,
    resilience_level=1)
estimator = EstimatorV2(backend=backend, options=options)
job_exp = estimator.run([(circ, [obs], params)
    for circ in circuits_isa])
expvals_exp = [job_exp.result()[i].data.evs
    for i in range(len(steps))]

```

This gives the average magnetization in the Ising model for different number of Trotter steps and different kick strengths, which we can plot.

```

# step 4: analyze results

import matplotlib.pyplot as plot
import matplotlib as mpl

```

```

plt.figure(figsize=(10, 6))
data_exp = np.reshape(expvals_exp_ecr, (points, len(steps)))
colors = ['#0f62fe', '#be95ff', '#ff7eb6']
for i in range(points):
    plt.plot(steps, data_exp[i],
        label=f'theta={i*max_angle/(points-1)} (full CX)',
        linestyle='dashed', color=colors[i], lw=2)

plt.xlabel('Trotter steps', fontsize=16)
plt.ylabel('Average magnetization', fontsize=16)
plt.xticks(fontsize=13)
plt.yticks(fontsize=13)
plt.xticks(rotation=45)
handles, labels = plt.gca().get_legend_handles_labels()
plt.legend(handles, labels, loc='lower right',
    bbox_to_anchor=(1.0, -0.01), shadow=True, ncol=3)
plt.show()

```

### C. Retargetable transpilation

A key feature of the Qiskit transpiler is that it is retargetable to a variety of gatesets, which can include non-standard and heterogeneous gates. Continuing with the same example, suppose now that our quantum computer has a new gate available in its ISA, for example a partial  $ZX$  rotation. In our considered hardware this is achievable, for example, by applying the cross-resonance interaction for a shorter duration of time [32]. We do not detail the calibration of such gates here, but this is also possible through Qiskit [15]. For our purpose, all we need to do is to enhance the target’s ISA to include information about this new gate, including its definition and the fact that it has shorter duration and error compared to a full CX. An example modified target will look as follows.

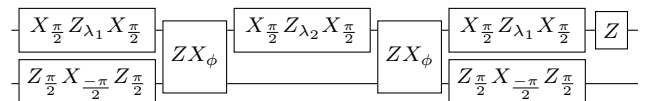
```

from qiskit.transpiler import InstructionProperties
from qiskit.circuit.library import RZXGate

rzx_props = {}
for edge in target['ecr'].keys():
    ecr_dur = target['ecr'][edge].duration
    ecr_err = target['ecr'][edge].error
    op = RZXGate(np.pi/8)
    rzx_err = 0.25 * ecr_dur
    rzx_dur = 0.25 * ecr_err
    rzx_props[edge] = InstructionProperties(duration=rzx_dur,
        error=rzx_err)
target.add_instruction(op, rzx_props, name='rzx')

```

Qiskit is now able to utilize this overcomplete gateset to shorten the total duration of circuits, boosting output fidelity. It is not even necessary for the gate to be calibrated on all edges—the transpiler can use it opportunistically where possible. To take advantage of these newly calibrated gates, we re-transpile our circuits using the same procedure as before but now with the new target definition. In this particular example, Qiskit uses the method from [66] to synthesize  $ZZ(\theta)$  interactions occurring in each Trotter layers to available  $ZX(\phi)$  interactions available on hardware, which looks as follows for any  $\phi \leq \theta/2$ .





In our example, we see that transpiling to this new gateset allows us to achieve significantly reduced circuit durations, which correspondingly translate to improved Ising model simulations (see bottom left of Figure 4(b) and left of Figure 4(c)).

#### D. Dynamic circuit adaptation

In the previous section we simulated a lattice of spins which resembled our available hardware. Now suppose that we wish to simulate a honeycomb (hexagonal) lattice. In contrast to the heavy-hex lattice where the average node has degree 2.4 (the nodes alternate between degrees 2 and 3), nodes in the honeycomb lattice have degree 3 which makes the system harder to simulate classically.

The straightforward way to perform this experiment is to use Qiskit’s transpiler to map the problem to the hardware, which will involve a series of SWAP operations to bring interacting qubits close to each other as the circuit progresses. Here we use dynamic circuits to solve the problem in shorter depth. This illustrates the power of mixing quantum and classical computation within a circuit in Qiskit. In this example, our dynamic circuit will consist of mid-circuit measurements, real-time classical computation on measured bits, classical control flow depending on the result of classical computations, and ancilla reset. This circuit is also similar to protocols in fault-tolerant quantum computing where syndromes are measured from ancilla and corrections are applied on data. Our method and results are depicted on the right hand side of Figure 4.

Below we build a dynamic circuit for this task and use it to measure the average magnetization as before.

```
from qiskit.circuit import ClassicalRegister, QuantumRegister
from qiskit.circuit.classical import expr
from qiskit.transpiler import CouplingMap

# define lattice
hex_rows = 1
hex_cols = 1
hex_cmap = CouplingMap.from_hexagonal_lattice(
    hex_rows, hex_cols, bidirectional=False)
data = list(hex_cmap.physical_qubits)

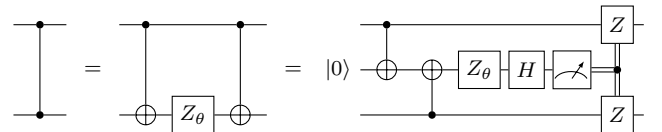
# step 1: build dynamic circuits and define observable
heavyhex_cmap = CouplingMap()
for d in data:
    heavyhex_cmap.add_physical_qubit(d)
a = len(data)
for edge in hex_cmap.get_edges():
    heavyhex_cmap.add_physical_qubit(a)
    heavyhex_cmap.add_edge(edge[0], a)
    heavyhex_cmap.add_edge(edge[1], a)
    a += 1
ancilla = list(range(len(data), a))
qubits = data + ancilla
graph = heavyhex_cmap.graph.to_undirected(multigraph=False)
edge_colors = rx.graph_misra_gries_edge_color(graph)
layer_edges = {color: [] for color in edge_colors.values()}
for edge_index, color in edge_colors.items():
    layer_edges[color].append(graph.edge_list()[edge_index])

circuits_hex = []
steps = range(10)
zz_angle = np.pi/8
```

```
theta = Parameter('theta')
for step in steps:
    qr = QuantumRegister(len(qubits), 'qr')
    cr = ClassicalRegister(len(ancilla), 'cr')
    circuit = QuantumCircuit(qr, cr)
    for d in data:
        circuit.rx(theta, d)
    # trotter steps expressed as a circuit loop
    with circuit.for_loop(range(step)):
        circuit.barrier()
        # computing parities into ancilla
        for same_color_edges in layer_edges.values():
            for e in same_color_edges:
                circuit.cx(e[0], e[1])
        circuit.barrier()
        # applying rotation and measuring out ancilla
        for i, a in enumerate(ancilla):
            circuit.rz(zz_angle, a)
            circuit.h(a)
            circuit.measure(a, i)
        d2ros = {} # each data contributes to 2 neighboring ROs
        a2ro = {} # each ancilla is measured into 1 readout
        for a in ancilla:
            a2ro[a] = cr[ancilla.index(a)]
        for d in data:
            ros = [a2ro[a] for a in heavyhex_cmap.neighbors(d)]
            d2ros[d] = ros
        # determine if a data qubit should be Pauli-corrected
        # XOR its neighboring readouts, if True apply Z to it
        for d in data:
            ros = d2ros[d]
            parity = ros[0]
            for ro in ros[1:]:
                parity = expr.bit_xor(parity, ro)
            with circuit.if_test(expr.equal(parity, True)):
                circuit.z(d)
        # determine if an ancilla should be reset
        # if its readout is True, then flip it
        for a in ancilla:
            with circuit.if_test(expr.equal(a2ro[a], True)):
                circuit.x(a)
        circuit.barrier()
        # Ising kick
        for d in data:
            circuit.rx(theta, d)
    circuits_hex.append(circuit)

obs_hex = SparsePauliOp.from_sparse_list(
    [("Z", [i], 1/len(data)) for i in data],
    num_qubits=len(qubits))
```

In our circuit, we effect the  $ZZ$  rotations by using ancilla qubits, mid-circuit measurements, and feed-forward. To understand this, note that  $ZZ$  rotations apply a phase to those computational basis states whose parity is odd ( $|01\rangle$  and  $|10\rangle$ ). Therefore we need to compute the parity of the qubits on which we wish to apply the  $ZZ$  rotation. This is essentially what the  $CX$  gate does. However, it is also possible to compute the parity into a third (ancilla) qubit, and apply the  $ZZ$  rotation as a single-qubit  $Z$  rotation acting on the ancilla. Now we can measure out the ancilla in the  $X$  basis. When a 0 outcome is observed, we have in fact correctly applied a  $ZZ(\theta)$  rotation to our data qubits. If, however, a 1 outcome is observed, it means a  $ZZ(\theta + \pi)$  rotation has instead been applied. We can “fix” this by applying a Pauli- $Z$  correction to the data qubits whenever the ancilla is measured as 1. This is equivalent to the following circuit identity.



Even though this approach seems more costly as it uses the same number of CX gates, as well as an extra ancilla and measurement, the advantage of the measurement-based circuit becomes evident when we consider multiple  $ZZ$  interactions — the CX layers can all parallelize, and measurements can all occur simultaneously. This is due to the fact that all  $ZZ$  interactions commute and so it is possible to perform the computation in measurement-depth of 1. Furthermore, these circuits embed perfectly into the heavy-hex lattice of the quantum computer: all data qubits reside on the degree-3 sites of the lattice, which forms a hexagonal lattice. Every pair of data qubits shares an ancilla qubit, which resides on the degree-2 sites. See Figure 4(b) (right) for the approach as well as the savings in circuit depth compared to the mapping and routing approach.

We entangle all data with their corresponding ancilla using parallel CX layers. We then perform a layer of  $Z$  rotations, followed by a layer of ancilla measurement in the  $X$  basis, followed by a conditional Pauli-correction layer. Note that the ancilla must be reset for the next Trotter step, but we can perform this at no extra cost by performing conditional- $X$  operations on the ancilla at the same time as we are correcting the data with conditional- $Z$  operations. For simplicity we study a small instance of this problem, corresponding to a single 6-qubit cell of the honeycomb lattice (leading to a 12-qubit circuit including ancilla). We can choose which hardware qubits our circuits maps to.

```
# step 2: map to target hardware
layout = [104, 122, 124, 106, 108, 126, 111,
          123, 107, 112, 105, 125]
pm = generate_preset_pass_manager(
    target=target,
    optimization_level=3,
    initial_layout=layout
)
circuits_isa = pm.run(circuits_hex)
obs_isa = o.apply_layout(circuits_isa[0].layout)
```

The execution via the estimator and analysis of results is exactly as before. The results are shown in Figure 4(c) (right). We can see a slight improvement with the use of dynamics circuits compared to the swap-based approach.

Note that in all of these experiments we have not performed error mitigation methods that incur a large sampling overhead, although these methods are expected to extend the computational reach of circuits further [81]. However, we have performed error suppression where possible to counter the effect of known errors. For example the use of dynamical decoupling in the previous section was a simple way to refocus coherent noise and suppress incoherent noise to first order. This becomes even more important with dynamic circuits due to the long periods of idleness on some qubits while measurement and feed-forward is occurring in the circuit. We use noise suppression methods tailored to dynamic circuits in general [70, 82] and to our specific circuits. Intuitively, we cancel the effect of coherent  $ZZ$  accumulation during these idle periods by effecting a slightly different  $ZZ$

rotation in our circuits. The experimental details of our error suppression procedure are detailed in Appendix A.

## V. QISKIT ECOSYSTEM

Qiskit has served as a catalyst towards the development of a large ecosystem of open-source software around quantum computing. These packages have been built on top of Qiskit and extend the functionality that Qiskit itself provides [11]. Some particular examples include high-performance simulation of quantum circuits [38, 77], tools for calibration or characterization of quantum hardware and simulation of open quantum systems [44, 67, 87], quantum algorithms and applications such as in chemistry and machine learning [31, 84], and plugin transpiler passes [13, 53, 61, 89].

Likewise, Qiskit has been used in many scientific research projects, many of which provide accompanying Qiskit-compatible codes for use by other researchers. This includes novel methods for circuit transformation and resource optimization [12, 29, 39, 42, 49, 57, 59, 78, 85, 90], using pulse and timing capabilities for error suppression or enablement of new gates [26, 32, 58, 60, 72, 86], or high-level language design and formal compiler verification [69, 79].

As we emphasized in previous sections, Qiskit’s flexible circuit model and retargetable transpiler have allowed its scope to be expanded. It has been used to represent computations on qudits and Bosonic modes, to represent measurement-based and Pauli-based quantum computations, as well as to represent incoherent quantum noise channels [37, 45, 51, 64, 75]. It has also been used to target a variety of technological platforms such superconducting, trapped ion and cold atom quantum computers [5–7].

More broadly, the OpenQASM language is now widely supported among other quantum tools, which serves to connect Qiskit to an even wider ecosystem of quantum software. Some of these tools are explicitly built around OpenQASM [17, 18, 40, 68], while others support serialization to and from it [16, 22, 30, 35, 43, 47, 71, 74, 76].

## VI. CONCLUSIONS

With rapid progress in experimental and theoretical quantum computing, the field is at the cusp of surpassing classical computation for useful tasks. The road ahead is likely to rely heavily on the co-design of software and hardware, making it necessary to explore different choices of architectures, compilers, error correcting codes, decoders, error suppression and mitigation strategies, and algorithms and applications. Quantum software development kits such as Qiskit can be indispensable tools for enabling this research and development.

In this paper we have discussed Qiskit’s software architecture, its key components, and some examples of build-

ing workflows to explore quantum algorithms on today’s hardware. With the release of version 1.0, Qiskit has reached a stage of maturity, stability and performance that enable it to be used as part of utility-scale quantum computational workflows.

The future holds many exciting directions. Successful quantum error correction will push logical error rates down by multiple orders of magnitude, which correspondingly mean orders of magnitude larger circuits will routinely be built and executed. Qiskit’s performance will correspondingly improve to carry forward into the fault-tolerant era. Qiskit’s ability to reason about structured and hierarchical circuits will also improve to enable better representation of fault-tolerant protocols and computations on modular architectures.

## VII. ACKNOWLEDGMENTS

We thank Qiskit’s many individual contributors who have played an instrumental role in making the project successful [2]. In particular we are grateful for significant contributions from Thomas Alexander, Luciano Bello, Sebastian Brandhofer, Lauren Capelluto, Daniel Egger, Ismael Faro, Shelly Garion, Juan Gomez, Ikko Hamamura, Kevin Hartman, Ian Hincks, Takashi Imamichi, Alexander Ivrii, Naoki Kanazawa, John Lapeyre, Manoel Marques, Dmitri Maslov, David McKay, Antonio Mezzacapo, Diego Moreda, Ed Navarro, Elena Peña Tapia, Eric Peterson, Kevin Sung, Soolu Thomas, Erick Winston, Stefan Woerner and Stephen Wood. We thank Diego Ristè, Alireza Seif and Maika Takita for help with the dynamic circuit experiment in this manuscript. The development of Qiskit was partially supported by the U.S. Department of Energy, Office of Science, National Quantum Information Science Research Centers, Co-design Center for Quantum Advantage (C2QA) under contract number DE-SC0012704.

- 
- [1] Airspeed velocity of an unladen Qiskit. URL <https://qiskit.github.io/qiskit/>.
  - [2] Qiskit contributors. URL <https://github.com/Qiskit/qiskit/graphs/contributors>.
  - [3] Qiskit on Github. URL <https://github.com/Qiskit/qiskit>.
  - [4] Qiskit on the Python Package Index (PyPI). URL <https://pypi.org/project/qiskit/>.
  - [5] Qiskit Cold Atom, . URL <https://github.com/qiskit-community/qiskit-cold-atom>.
  - [6] Qiskit IBM Runtime, . URL <https://github.com/Qiskit/qiskit-ibm-runtime>.
  - [7] Qiskit IonQ, . URL <https://github.com/Qiskit/qiskit-ionq>.
  - [8] Qiskit Rigetti, . URL <https://github.com/Qiskit/qiskit-rigetti>.
  - [9] Quirk. URL <https://algassert.com/quirk>.
  - [10] The State of quantum open source software 2023: survey results. URL [https://unitary.fund/posts/2023\\_survey\\_results](https://unitary.fund/posts/2023_survey_results).
  - [11] Qiskit Ecosystem, 2024. URL <https://qiskit.github.io/ecosystem/>.
  - [12] Circuit Knitting Toolbox, 2024. URL <https://github.com/Qiskit-Extensions/circuit-knitting-toolbox>.
  - [13] Qiskit SAT Synthesis, 2024. URL <https://github.com/qiskit-community/qiskit-sat-synthesis>.
  - [14] Scott Aaronson and Daniel Gottesman. Improved simulation of stabilizer circuits. *Physical Review A*, 70(5):052328, 2004.
  - [15] Thomas Alexander, Naoki Kanazawa, Daniel J Egger, Lauren Capelluto, Christopher J Wood, Ali Javadi-Abhari, and David C McKay. Qiskit pulse: programming quantum computers through the cloud with pulses. *Quantum Science and Technology*, 5(4):044006, 2020.
  - [16] Amazon Web Services. Amazon Braket, 2020. URL <https://aws.amazon.com/braket/>.
  - [17] Amazon Web Services. AutoQASM, 2024. URL <https://github.com/amazon-braket/amazon-braket-sdk-python/tree/feature/autoqasm/src/braket/experimental/autoqasm>.
  - [18] Matthew Amy and Vlad Gheorghiu. staq—a full-stack quantum processing toolkit. *Quantum Science and Technology*, 5(3):034016, 2020. URL <https://github.com/softwareQinc/staq>.
  - [19] Matthew Amy, Dmitri Maslov, and Michele Mosca. Polynomial-time T-depth optimization of Clifford+T circuits via matroid partitioning. *IEEE Transactions on Computer-Aided Design of Integrated Circuits and Systems*, 33(10):1476–1489, 2014.
  - [20] Charles H Bennett, Gilles Brassard, Sandu Popescu, Benjamin Schumacher, John A Smolin, and William K Wootters. Purification of noisy entanglement and faithful teleportation via noisy channels. *Physical review letters*, 76(5):722, 1996.
  - [21] Charles H Bennett, David P DiVincenzo, John A Smolin, and William K Wootters. Mixed-state entanglement and quantum error correction. *Physical Review A*, 54(5):3824, 1996.
  - [22] Ville Bergholm, Josh Izaac, Maria Schuld, Christian Gogolin, Shahnawaz Ahmed, Vishnu Ajith, M Sohaib Alam, Guillermo Alonso-Linaje, B AkashNarayanan, Ali Asadi, et al. PennyLane: Automatic differentiation of hybrid quantum-classical computations. *arXiv preprint arXiv:1811.04968*, 2018. URL <https://github.com/PennyLaneAI/pennylane>.
  - [23] Michael E Beverland, Prakash Murali, Matthias Troyer, Krysta M Svore, Torsten Hoefer, Vadym Kliuchnikov, Guang Hao Low, Mathias Soeken, Aarthi Sundaram, and Alexander Vaschillo. Assessing requirements to scale to practical quantum advantage. *arXiv preprint arXiv:2211.07629*, 2022.

- [24] Sergey Bravyi and Alexei Kitaev. Universal quantum computation with ideal Clifford gates and noisy ancillas. *Physical Review A*, 71(2):022316, 2005.
- [25] Sergey Bravyi, David Gosset, Robert Koenig, and Marco Tomamichel. Quantum advantage with noisy shallow circuits. *Nature Physics*, 16(10):1040–1045, 2020.
- [26] Colin Campbell, Frederic T Chong, Denny Dahl, Paige Frederick, Palash Goiporia, Pranav Gokhale, Benjamin Hall, Salahdeen Issa, Eric Jones, Stephanie Lee, et al. Superstaq: Deep optimization of quantum programs. In *2023 IEEE International Conference on Quantum Computing and Engineering (QCE)*, volume 1, pages 1020–1032. IEEE, 2023. URL <https://github.com/Inflection/client-superstaq>.
- [27] Marco Cerezo, Andrew Arrasmith, Ryan Babbush, Simon C Benjamin, Suguru Endo, Keisuke Fujii, Jarrod R McClean, Kosuke Mitarai, Xiao Yuan, Lukasz Cincio, et al. Variational quantum algorithms. *Nature Reviews Physics*, 3(9):625–644, 2021.
- [28] Andrew Cross, Ali Javadi-Abhari, Thomas Alexander, Niel De Beaudrap, Lev S Bishop, Steven Heidel, Colm A Ryan, Prasanth Sivarajah, John Smolin, Jay M Gambetta, et al. OpenQASM 3: A broader and deeper quantum assembly language. *ACM Transactions on Quantum Computing*, 3(3):1–50, 2022.
- [29] Siddharth Dangwal, Gokul Subramanian Ravi, Poulami Das, Kaitlin N Smith, Jonathan Mark Baker, and Frederic T Chong. VarSaw: Application-tailored measurement error mitigation for variational quantum algorithms. In *Proceedings of the 28th ACM International Conference on Architectural Support for Programming Languages and Operating Systems, Volume 4*, pages 362–377, 2023. URL <https://github.com/siddharthdangwal/VarSaw>.
- [30] Cirq Developers. Cirq, July 2023. URL <https://github.com/quantumlib/Cirq>.
- [31] The Qiskit Nature developers and contributors. Qiskit nature, April 2023. URL <https://doi.org/10.5281/zenodo.8161252>.
- [32] Nathan Earnest, Caroline Tornow, and Daniel J Egger. Pulse-efficient circuit transpilation for quantum applications on cross-resonance-based hardware. *Physical Review Research*, 3(4):043088, 2021.
- [33] Andreas Elben, Steven T Flammia, Hsin-Yuan Huang, Richard Kueng, John Preskill, Benoît Vermersch, and Peter Zoller. The randomized measurement toolbox. *Nature Reviews Physics*, 5(1):9–24, 2023.
- [34] Roland C Farrell, Marc Illa, Anthony N Ciavarella, and Martin J Savage. Scalable circuits for preparing ground states on digital quantum computers: The schwinger model vacuum on 100 qubits. *PRX Quantum*, 5:020315, Apr 2024. doi:10.1103/PRXQuantum.5.020315. URL <http://dx.doi.org/10.1103/PRXQuantum.5.020315>.
- [35] Alexander S Green, Peter LeFanu Lumsdaine, Neil J Ross, Peter Selinger, and Benoît Valiron. Quipper: a scalable quantum programming language. In *Proceedings of the 34th ACM SIGPLAN conference on Programming language design and implementation*, pages 333–342, 2013. URL <https://www.mathstat.dal.ca/~selinger/quipper/>.
- [36] Riddhi S Gupta, Neereja Sundaresan, Thomas Alexander, Christopher J Wood, Seth T Merkel, Michael B Healy, Marius Hillenbrand, Tomas Jochym-O’Connor, James R Wootton, Theodore J Yoder, Andrew W Cross, Maika Takita, and Benjamin J Brown. Encoding a magic state with beyond break-even fidelity. *arXiv preprint arXiv:2305.13581*, 2023.
- [37] Hiroshi Horii, Christopher Wood, et al. Efficient techniques to gpu accelerations of multi-shot quantum computing simulations. *arXiv preprint arXiv:2308.03399*, 2023.
- [38] Hiroshi Horii, Christopher Wood, et al. Efficient techniques to gpu accelerations of multi-shot quantum computing simulations. *arXiv preprint arXiv:2308.03399*, 2023.
- [39] Fei Hua, Yuwei Jin, Yanhao Chen, Suhas Vittal, Kevin Krsulich, Lev S Bishop, John Lapeyre, Ali Javadi-Abhari, and Eddy Z Zhang. CaQR: A compiler-assisted approach for qubit reuse through dynamic circuit. In *Proceedings of the 28th ACM International Conference on Architectural Support for Programming Languages and Operating Systems, Volume 3*, pages 59–71, 2023. URL <https://github.com/ruadapt/CaQR>.
- [40] Fei Hua, Meng Wang, Gushu Li, Bo Peng, Chenxu Liu, Muqing Zheng, Samuel Stein, Yufei Ding, Eddy Z Zhang, Travis S Humble, et al. Qasmtrans: A qasm based quantum transpiler framework for nisq devices. *arXiv preprint arXiv:2308.07581*, 2023. URL <https://github.com/pnnl/qasmtrans>.
- [41] Hsin-Yuan Huang, Richard Kueng, and John Preskill. Predicting many properties of a quantum system from very few measurements. *Nature Physics*, 16(10):1050–1057, 2020.
- [42] Raban Iten, Romain Moyard, Tony Metger, David Sutter, and Stefan Woerner. Exact and practical pattern matching for quantum circuit optimization. *ACM Transactions on Quantum Computing*, 3(1):1–41, 2022.
- [43] Ali Javadi-Abhari, Shruti Patil, Daniel Kudrow, Jeff Heckey, Alexey Lvov, Frederic T Chong, and Margaret Martonosi. Scaffcc: Scalable compilation and analysis of quantum programs. *Parallel Computing*, 45:2–17, 2015. URL <https://github.com/epiqc/ScaffCC>.
- [44] Naoki Kanazawa, Daniel J Egger, Yael Ben-Haim, Helena Zhang, William E Shanks, Gadi Aleksandrowicz, and Christopher J Wood. Qiskit experiments: A python package to characterize and calibrate quantum computers. *Journal of Open Source Software*, 8(84):5329, 2023.
- [45] Muhammad Kashif and Saif Al-Kuwari. Qiskit as a simulation platform for measurement-based quantum computation. In *2022 IEEE 19th International Conference on Software Architecture Companion (ICSAC-C)*, pages 152–159. IEEE, 2022.
- [46] Youngseok Kim, Andrew Eddins, Sajant Anand, Ken Xuan Wei, Ewout Van Den Berg, Sami Rosenblatt, Hasan Nayfeh, Yantao Wu, Michael Zaletel, Kristan Temme, and Abhinav Kandala. Evidence for the utility of quantum computing before fault tolerance. *Nature*, 618(7965):500–505, 2023.
- [47] Aleks Kissinger and John van de Wetering. Pyzx: Large scale automated diagrammatic reasoning. *arXiv preprint arXiv:1904.04735*, 2019. URL <https://github.com/Quantomatic/pyzx/tree/master>.
- [48] A Yu Kitaev. Quantum measurements and the abelian stabilizer problem. *arXiv preprint quant-ph/9511026*, 1995.
- [49] Lingling Lao and Dan E Browne. 2QAN: A quantum compiler for 2-local qubit hamiltonian simulation algorithms. In *Proceedings of the 49th Annual International*



- Symposium on Computer Architecture*, pages 351–365, 2022. URL <https://github.com/lllingoo/2QAN>.
- [50] Chris Lattner and Vikram Adve. Llvm: A compilation framework for lifelong program analysis & transformation. In *International symposium on code generation and optimization, 2004. CGO 2004.*, pages 75–86. IEEE, 2004.
- [51] Andrew Litteken, Lennart Maximilian Seifert, Jason Chadwick, Natalia Nottingham, Frederic T Chong, and Jonathan M Baker. Qompress: Efficient compilation for ququarts exploiting partial and mixed radix operations for communication reduction. In *Proceedings of the 28th ACM International Conference on Architectural Support for Programming Languages and Operating Systems, Volume 2*, pages 646–659, 2023.
- [52] Seth Lloyd. Universal quantum simulators. *Science*, 273(5278):1073–1078, 1996.
- [53] Nicola Mariella and Sergiy Zhuk. A doubly stochastic matrices-based approach to optimal qubit routing. *Quantum Information Processing*, 22(7):264, 2023. URL <https://github.com/qiskit-community/dsm-swap>.
- [54] Nicholas D. Matsakis and Felix S. Klock. The Rust language. In *Proceedings of the 2014 ACM SIGAda Annual Conference on High Integrity Language Technology, HILT '14*, page 103–104, New York, NY, USA, 2014. Association for Computing Machinery. ISBN 9781450332170. doi:10.1145/2663171.2663188. URL <https://doi.org/10.1145/2663171.2663188>.
- [55] Alexander McCaskey and Thien Nguyen. A MLIR dialect for quantum assembly languages. In *2021 IEEE International Conference on Quantum Computing and Engineering (QCE)*, pages 255–264. IEEE, 2021.
- [56] Jarrod R McClean, Nicholas C Rubin, Kevin J Sung, Ian D Kivlichan, Xavier Bonet-Monroig, Yudong Cao, Chengyu Dai, E Schuyler Fried, Craig Gidney, Brendan Gimby, et al. OpenFermion: the electronic structure package for quantum computers. *Quantum Science and Technology*, 5(3):034014, 2020.
- [57] Evan McKinney, Michael Hatridge, and Alex K Jones. MIRAGE: Quantum circuit decomposition and routing collaborative design using mirror gates. *arXiv preprint arXiv:2308.03874*, 2023. URL <https://github.com/Pitt-JonesLab/mirror-gates>.
- [58] Pranav S Mundada, Aaron Barbosa, Smarak Maity, Yulun Wang, Thomas Merkh, TM Stace, Felicity Nielson, Andre RR Carvalho, Michael Hush, Michael J Biercuk, et al. Experimental benchmarking of an automated deterministic error-suppression workflow for quantum algorithms. *Physical Review Applied*, 20(2):024034, 2023.
- [59] Prakash Murali, Jonathan M Baker, Ali Javadi-Abhari, Frederic T Chong, and Margaret Martonosi. Noise-adaptive compiler mappings for noisy intermediate-scale quantum computers. In *Proceedings of the twenty-fourth international conference on architectural support for programming languages and operating systems*, pages 1015–1029, 2019.
- [60] Prakash Murali, David C McKay, Margaret Martonosi, and Ali Javadi-Abhari. Software mitigation of crosstalk on noisy intermediate-scale quantum computers. In *Proceedings of the Twenty-Fifth International Conference on Architectural Support for Programming Languages and Operating Systems*, pages 1001–1016, 2020.
- [61] Giacomo Nannicini, Lev S Bishop, Oktay Günlük, and Petar Jurcevic. Optimal qubit assignment and routing via integer programming. *ACM Transactions on Quantum Computing*, 4(1):1–31, 2022. URL <https://github.com/qiskit-community/qiskit-bip-mapper>.
- [62] Michael A Nielsen and Isaac L Chuang. Quantum computation and quantum information. *Phys. Today*, 54(2):60, 2001.
- [63] Ketan N Patel, Igor L Markov, and John P Hayes. Optimal synthesis of linear reversible circuits. *Quantum Inf. Comput.*, 8(3):282–294, 2008.
- [64] Filipa CR Peres and Ernesto F Galvão. Quantum circuit compilation and hybrid computation using Pauli-based computation. *Quantum*, 7:1126, 2023.
- [65] Alberto Peruzzo, Jarrod McClean, Peter Shadbolt, Man-Hong Yung, Xiao-Qi Zhou, Peter J Love, Alán Aspuru-Guzik, and Jeremy L O’Brien. A variational eigenvalue solver on a photonic quantum processor. *Nature communications*, 5(1):4213, 2014.
- [66] Eric C Peterson, Lev S Bishop, and Ali Javadi-Abhari. Optimal synthesis into fixed XX interactions. *Quantum*, 6:696, 2022.
- [67] Daniel Puzzioli, Christopher J Wood, Daniel J Egger, Benjamin Rosand, and Kento Ueda. Qiskit Dynamics: A python package for simulating the time dynamics of quantum systems. *Journal of Open Source Software*, 8(90):5853, 2023.
- [68] Philip Reinhold, Stephanie Teo, Jean-Christophe Jaskula, Li Chen, Brandur Thorgrimsson, Anurag Mishra, Mitch D’Ewart, Ryan Shaffer, Erik Davis, Yi-Ting Chen, Prasahnt Sivarajah, and Peter Karalekas. Qopy: Openqasm 3 + openpulse in python, January 2024. URL <https://doi.org/10.5281/zenodo.10534874>.
- [69] Raphael Seidel, Sebastian Bock, Nikolay Tcholtchev, and Manfred Hauswirth. Qrisp: A framework for compilable high-level programming of gate-based quantum computers. *PlanQC-Programming Languages for Quantum Computing*, 2022.
- [70] Alireza Seif, Haoran Liao, Vinay Tripathi, Kevin Krulwich, Moein Malekakhlagh, Mirko Amico, Petar Jurcevic, and Ali Javadi-Abhari. Suppressing correlated noise in quantum computers via context-aware compiling. 2024.
- [71] Seyon Sivarajah, Silas Dilkes, Alexander Cowtan, Will Simmons, Alec Edgington, and Ross Duncan. t|ket>: a retargetable compiler for NISQ devices. *Quantum Science and Technology*, 6(1):014003, 2020. URL <https://github.com/CQCL/tket>.
- [72] Kaitlin N Smith, Gokul Subramanian Ravi, Prakash Murali, Jonathan M Baker, Nathan Earnest, Ali Javadi-Abhari, and Frederic T Chong. Error mitigation in quantum computers through instruction scheduling. *arXiv preprint arXiv:2105.01760*, 2021.
- [73] Robert S Smith. Someone shouts, “|01000>!” who is excited? *arXiv preprint arXiv:1711.02086*, 2017.
- [74] Robert S Smith, Eric C Peterson, Mark G Skilbeck, and Erik J Davis. An open-source, industrial-strength optimizing compiler for quantum programs. *Quantum Science and Technology*, 5(4):044001, 2020.
- [75] Timothy J Stavenger, Eleanor Crane, Kevin C Smith, Christopher T Kang, Steven M Girvin, and Nathan Wiebe. C2QA-bosonic qiskit. In *2022 IEEE High Performance Extreme Computing Conference (HPEC)*, pages 1–8. IEEE, 2022.



- [76] Damian S Steiger, Thomas Häner, and Matthias Troyer. ProjectQ: an open source software framework for quantum computing. *Quantum*, 2:49, 2018. URL <https://github.com/ProjectQ-Framework/ProjectQ>.
- [77] Yasunari Suzuki, Yoshiaki Kawase, Yuya Masumura, Yuria Hiraga, Masahiro Nakadai, Jiabao Chen, Ken M Nakanishi, Kosuke Mitarai, Ryosuke Imai, Shiro Tamiya, et al. Qulacs: a fast and versatile quantum circuit simulator for research purpose. *Quantum*, 5:559, 2021. URL <https://github.com/Gopal-Dahale/qiskit-qulacs>.
- [78] Wei Tang, Teague Tomesh, Martin Suchara, Jeffrey Larson, and Margaret Martonosi. CutQC: using small quantum computers for large quantum circuit evaluations. In *Proceedings of the 26th ACM International conference on architectural support for programming languages and operating systems*, pages 473–486, 2021. URL <https://github.com/wei1993/CutQC>.
- [79] Runzhou Tao, Yunong Shi, Jianan Yao, Xupeng Li, Ali Javadi-Abhari, Andrew W Cross, Frederic T Chong, and Ronghui Gu. Giallar: Push-button verification for the qiskit quantum compiler. In *Proceedings of the 43rd ACM SIGPLAN International Conference on Programming Language Design and Implementation*, pages 641–656, 2022.
- [80] Matthew Treinish, Ivan Carvalho, Georgios Tsilimigkounakis, and Nahum Sá. RustworkX: A high-performance graph library for python. *Journal of Open Source Software*, 7(79):3968, 2022. doi: 10.21105/joss.03968. URL <https://doi.org/10.21105/joss.03968>.
- [81] Ewout Van Den Berg, Zlatko K Mineev, Abhinav Kandala, and Kristan Temme. Probabilistic error cancellation with sparse Pauli–Lindblad models on noisy quantum processors. *Nature Physics*, pages 1–6, 2023.
- [82] Almudena Carrera Vazquez, Caroline Tornow, Diego Riste, Stefan Woerner, Maika Takita, and Daniel J Egger. Scaling quantum computing with dynamic circuits. *arXiv preprint arXiv:2402.17833*, 2024.
- [83] Lorenza Viola, Emanuel Knill, and Seth Lloyd. Dynamical decoupling of open quantum systems. *Physical Review Letters*, 82(12):2417, 1999.
- [84] Hanrui Wang, Yongshan Ding, Jiaqi Gu, Zirui Li, Yujun Lin, David Z Pan, Frederic T Chong, and Song Han. QuantumNAS: Noise-adaptive search for robust quantum circuits. In *The 28th IEEE International Symposium on High-Performance Computer Architecture (HPCA-28)*, 2022. URL <https://github.com/mit-han-lab/torchquantum>.
- [85] Tim Weaving, Alexis Ralli, William M Kirby, Andrew Tranter, Peter J Love, and Peter V Coveney. A stabilizer framework for the contextual subspace variational quantum eigensolver and the noncontextual projection ansatz. *Journal of Chemical Theory and Computation*, 19(3):808–821, 2023. URL <https://github.com/UCL-CCS/symmer/tree/main>.
- [86] Ken Xuan Wei, Isaac Lauer, Emily Pritchett, William Shanks, David C McKay, and Ali Javadi-Abhari. Native two-qubit gates in fixed-coupling, fixed-frequency transmons beyond cross-resonance interaction. *arXiv preprint arXiv:2310.12146*, 2023.
- [87] Nicolas Wittler, Federico Roy, Kevin Pack, Max Werninghaus, Anurag Saha Roy, Daniel J. Egger, Stefan Filipp, Frank K. Wilhelm, and Shai Machnes. Integrated tool set for control, calibration, and characterization of quantum devices applied to superconducting qubits. *Physical Review Applied*, 15(3), Mar 2021. doi:10.1103/physrevapplied.15.034080. URL <https://github.com/q-optimize/c3>.
- [88] Hongye Yu, Yusheng Zhao, Tzu-Chieh Wei, et al. Simulating large-size quantum spin chains on cloud-based superconducting quantum computers. *Physical Review Research*, 5(1):013183, 2023.
- [89] Chi Zhang, Ari B Hayes, Longfei Qiu, Yuwei Jin, Yanhao Chen, and Eddy Z Zhang. Time-optimal qubit mapping. In *Proceedings of the 26th ACM International Conference on Architectural Support for Programming Languages and Operating Systems*, pages 360–374, 2021. URL <https://github.com/qiskit-community/qiskit-toqm>.
- [90] Hezi Zhang, Anbang Wu, Yuke Wang, Gushu Li, Hassan Shapourian, Alireza Shabani, and Yufei Ding. OneQ: A compilation framework for photonic one-way quantum computation. In *Proceedings of the 50th Annual International Symposium on Computer Architecture*, pages 1–14, 2023.

## Appendix A: Suppressing errors in dynamic circuits

In this appendix we discuss some experimental details about the dynamic circuit experiment presented in the main text. Specifically, we discuss how real-time classical control flow, which is a characteristic of dynamic circuits, are executed on the quantum computer. We then use that knowledge to suppress some known sources of coherent errors.

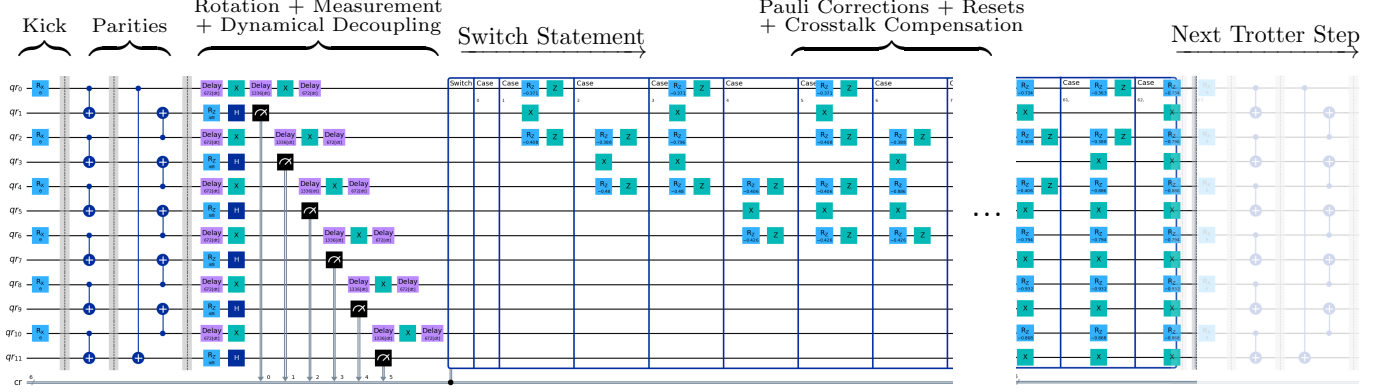


FIG. 5. Suppressing errors in the simulation of a honeycomb Ising lattice using dynamic circuits. Long latencies can be problematic as they contribute to long periods of decoherence and crosstalk. We suppress them by performing dynamical decoupling in parallel with measurements, and designing a **switch-case** statement that not only performs the circuit requirements for Pauli correction and ancilla reset, but also compensates for the accumulated crosstalk depending on the state of the ancilla. One Trotter step is depicted, whereas error suppression allows us to extend to 8 Trotter steps in the experiment.

The details of our dynamic circuit experiment are shown in Figure 5. The circuit works by allocating every other qubit as ancilla. The data are entangled with ancilla in two CNOT layers. This computes the parity of each pair of data (the original sites of the honeycomb Ising lattice) into an ancilla located in-between that pair. The next layer consists of rotating and measuring out the ancilla. Since measurements are long (1400 ns on this device), it is critical that we perform dynamical decoupling in this layer to suppress the effects of decoherence on the data qubits.

The next layer of the circuit is the Pauli correction performed on data qubits, conditioned on the outcome of previous ancilla measurements. Again, given that feed-forward latencies can be long (1060 ns on this device), it is important that we suppress errors as much as possible. However, on the generation of control electronics available in this experiment, no quantum gates can be carried out while the feed-forward instructions are being evaluated, rendering dynamical decoupling challenging. This creates a long period of time where not only qubit decoherence, but also correlated errors in the form of crosstalk are present. The latter are unitary errors, which can be quadratically more detrimental if not dealt with effectively. Fortunately, their unitary nature also means that we can counter them in the rest of the circuit.

To suppress correlated errors, we first transform the circuit from using a series of **if** statements to using a single **switch-case** statement. This is again due to the characteristics of the specific control system where each **if** statement is evaluated and acted upon in series, leading to a long accumulation of decoherence and static crosstalk on the qubits. In contrast, a **switch** statement is evaluated once, and one and only one **case** is executed after that evaluation. This leads to a circuit with constant duration regardless of which branch is selected at runtime.

We now have to build all the **cases** such that maximal suppression is achieved. We know the round-trip time between when classical measurement outcomes (bits) are made available to the controller, to the time the **switch** statement is evaluated, to when the next instruction is executed. Due to static crosstalk between neighboring qubits, single-qubit  $Z$  and two-qubit  $ZZ$  rotations can accumulate on the qubits (this is due to the convention of crosstalk as the Hamiltonian  $H_{|11\rangle\langle 11|} = \frac{\nu}{2}(Z \otimes Z - I \otimes Z - Z \otimes I)$ ).

In our circuit we can use the fact that every other qubit is an ancilla, and is measured. If the qubit is measured in the ground state, then crosstalk is already suppressed. Alternately if the ancilla is measured in the excited state, then two-qubit  $ZZ$  is transformed to a single-qubit  $Z$ . All in all, this means that we can compensate for the crosstalk during the **switch** statement by inserting a conditional inverse  $Z$  rotation. We provision for this compensation within each branch, according to its **case** [70].

Lastly, all ancilla must be reset before the next Trotter step. Again, rather than using a *reset* instruction which can itself be long, we rely on the fact that within each **case** we know the state of all ancillas. Therefore reset is yet another conditional gate in the branch, this time a conditional  $X$  gate. These suppression techniques combine to yield the good performance of dynamic circuits in the main text.